




COOKSTOWN 100

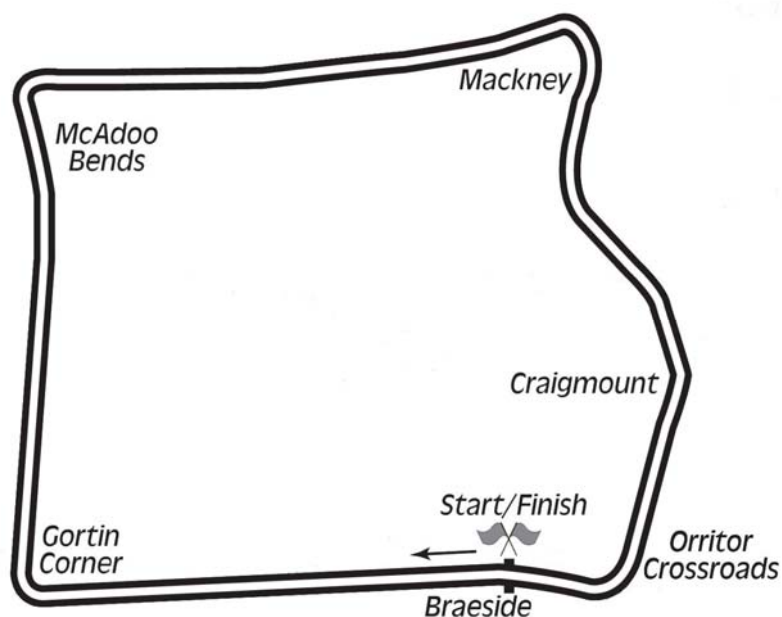
Friday 29th & Saturday 30th April 2011

promoted by Cookstown & District MCC
www.cookstown100.com

**THE BRAESIDE BAR & RESTAURANT
& SPRINGHILL BODY REPAIR
SENIOR SUPPORT**



Orritor Circuit 2.1 miles



LAP RECORDS

| Class | Rider | Machine | m s | mph | Year |
|----------------|-----------------|--------------|----------|--------|------|
| 125cc | William Dunlop | Honda | 1 34.755 | 79.785 | 2010 |
| Moto 450 | Ryan Farquhar | Kawasaki | 1 37.504 | 77.535 | 2011 |
| 250cc | William Dunlop | Honda | 1 29.658 | 84.320 | 2009 |
| Supersport 400 | Ryan Farquhar | Kawasaki | 1 36.97 | 77.962 | 2003 |
| Supertwins | Ryan Farquhar | Kawasaki 650 | 1 30.968 | 83.106 | 2011 |
| Supersport | Michael Dunlop | Yamaha | 1 24.783 | 89.169 | 2011 |
| Superbike | Guy Martin | Suzuki | 1 23.139 | 90.932 | 2011 |
| Senior Support | Gary Robinson | Yamaha 600 | 1 29.956 | 84.041 | 2007 |
| Junior Support | Ciaran Donnelly | Honda 250 | 1 35.932 | 78.806 | 2011 |
| Classic 1000cc | Wattie Brown | Norton 920 | 1 40.273 | 75.394 | 2006 |
| Classic 500cc | Neill McWhirter | Norton | 1 41.491 | 74.489 | 2010 |
| Classic 350cc | Paul Coward | Honda | 1 43.421 | 73.099 | 2004 |
| Classic 250cc | Geoff McMullan | Suzuki | 1 47.294 | 70.461 | 2006 |

MOST WINS at COOKSTOWN 100

| | | |
|------------------|----|-----------|
| Ryan Farquhar | 22 | 1996 - 11 |
| Ray McCullough | 14 | 1967 - 79 |
| Joey Dunlop | 11 | 1977 - 98 |
| Robert Dunlop | 11 | 1985 - 08 |
| Phillip McCallen | 10 | 1987 - 96 |
| Courtney Junk | 8 | 1974 - 83 |
| Mervyn Elwood | 8 | 1987 - 97 |
| Noel Hudson | 7 | 1975 - 95 |
| Bill Swallow | 7 | 1987 - 00 |
| Darran Lindsay | 7 | 2000 - 05 |

ALL TIME IRISH ROAD RACE WINNERS (after Killalane 2011)

Most Wins at All Irish Road Race Meetings

| | | | |
|----|------------------|-----|---------|
| 1. | Ryan Farquhar | 173 | 1995-11 |
| 2. | Joey Dunlop | 156 | 1971-00 |
| 3. | Robert Dunlop | 135 | 1980-08 |
| 4. | Ray McCullough | 109 | 1960-82 |
| | Phillip McCallen | 109 | 1987-99 |
| 6. | Brian Reid | 78 | 1980-94 |

KDM Hire Cookstown 100


SENIOR SUPPORT Group A Qualifying Friday, 27 April 2012



| Pos | Class | No | Name | Machine / Sponsor | ----- Best Lap ----- | | | On | Laps |
|----------------------------------|-------|-----|--------------------|-------------------------------|----------------------|--------|--------|----|------|
| | | | | | Time | Behind | Speed | | |
| Qualifying Classification | | | | | | | | | |
| 1 | SSEN | 43 | Robbie LYALL | Suzuki 600 | 1:35.969 | | 78.775 | 4 | 6 |
| 2 | SSEN | 30 | Aron HATCH | Suzuki 750 - Mongey Transport | 1:36.450 | 0.481 | 78.383 | 5 | 6 |
| 3 | SSEN | 50 | Peter O'FLAHERTY | Yamaha 600 | 1:37.168 | 1.199 | 77.803 | 5 | 6 |
| 4 | SSEN | 11 | John CAHILL | Suzuki 750 | 1:37.191 | 1.222 | 77.785 | 5 | 6 |
| 5 | SSEN | 8 | Mark LARKIN | Honda 600 | 1:37.215 | 1.246 | 77.766 | 4 | 5 |
| 6 | SSEN | 155 | Scott CAMPBELL | Yamaha 600 | 1:37.556 | 1.587 | 77.494 | 4 | 5 |
| 7 | SSEN | 21 | Roy SCOTT | Suzuki 750 | 1:37.941 | 1.972 | 77.189 | 5 | 6 |
| 8 | SSEN | 29 | Richard McLOUGHLIN | Yamaha 600 | 1:38.022 | 2.053 | 77.126 | 3 | 6 |
| 9 | SSEN | 6 | Neil VICARS | Honda 600 | 1:38.193 | 2.224 | 76.991 | 5 | 5 |
| 10 | SSEN | 12 | William MONIE | Yamaha 600 | 1:38.341 | 2.372 | 76.875 | 4 | 5 |
| 11 | SSEN | 41 | Nige REA | Yamaha 600 | 1:39.767 | 3.798 | 75.777 | 2 | 5 |
| 12 | SSEN | 14 | Rodney LITTLE | Yamaha 600 | 1:40.071 | 4.102 | 75.546 | 5 | 5 |
| 13 | SSEN | 15 | Paul MAXWELL | Yamaha 600 | 1:42.329 | 6.360 | 73.879 | 5 | 5 |
| 14 | SSEN | 46 | Stephen WILSON | Suzuki 750 | 1:44.639 | 8.670 | 72.248 | 2 | 5 |
| 15 | SSEN | 39 | Oliver DUPUY | Yamaha 600 | 1:45.578 | 9.609 | 71.606 | 5 | 5 |
| 16 | SSEN | 34 | Yvonne MONTGOMERY | Suzuki 600 | 1:46.708 | 10.739 | 70.848 | 5 | 5 |
| 17 | SSEN | 18 | Stuart ROBB | Honda 600 - Moto World | 1:49.257 | 13.288 | 69.195 | 4 | 5 |
| 18 | SSEN | 32 | Aaron BOYD | Suzuki 600 - Team Miserable | 1:49.680 | 13.711 | 68.928 | 3 | 5 |
| 19 | SSEN | 19 | Stephen BEATTIE | Triumph 675 - CB Car Parking | 1:49.873 | 13.904 | 68.807 | 5 | 5 |
| 20 | SSEN | 26 | Steven GRIER | Yamaha 600 - G.C. Racing | 1:51.967 | 15.998 | 67.520 | 4 | 5 |

Provisional result to be confirmed by the Stewards of the Meeting subject to completion of technical inspections & the time limit for protests

Page 1 / 1

| | | | | | |
|---------------|---------------------------|------------------|---|--------------------|-------------------------------------|
| Circuit | Orritor | Signed |  | Organising Club | Cookstown & District MCC |
| Length(miles) | 2.1000 | Chief Timekeeper | | Qualifying Started | 15:10 |
| Weather | Sunny, 10°C, 45%RH | Issued At: | 15:23 | | |
| Track | Dry, 18°C | | | | |

KDM Hire Cookstown 100

SENIOR SUPPORT

Group A Qualifying

Friday, 27 April 2012

DETAILED RESULT



Qualifying Classification

Position

1 43 Robbie LYALL

Behind

Best Time **1:35.969** Best Speed **78.775** On **4** Gp **a**

| Lap | Elapsed Time | Lap Time | Lap Speed |
|-----|--------------|----------|-----------|
| 1 | 2:16.783 | 2:16.783 | 55.270 |
| 2 | 3:55.908 | 1:39.125 | 76.267 |
| 3 | 5:32.908 | 1:37.000 | 77.938 |
| 4 | 7:08.877 | 1:35.969 | 78.775 |
| 5 | 8:45.802 | 1:36.925 | 77.998 |
| 6 | 10:33.744 | 1:47.942 | 70.038 |

2 30 Aron HATCH

Behind **0.481**

Best Time **1:36.450** Best Speed **78.383** On **5** Gp **a**

| Lap | Elapsed Time | Lap Time | Lap Speed |
|-----|--------------|----------|-----------|
| 1 | 2:12.989 | 2:12.989 | 56.847 |
| 2 | 3:51.549 | 1:38.560 | 76.705 |
| 3 | 5:28.379 | 1:36.830 | 78.075 |
| 4 | 7:05.983 | 1:37.604 | 77.456 |
| 5 | 8:42.433 | 1:36.450 | 78.383 |
| 6 | 10:38.423 | 1:55.990 | 65.178 |

3 50 Peter O'FLAHERTY

Behind **1.199**

Best Time **1:37.168** Best Speed **77.803** On **5** Gp **a**

| Lap | Elapsed Time | Lap Time | Lap Speed |
|-----|--------------|----------|-----------|
| 1 | 1:59.385 | 1:59.385 | 63.325 |
| 2 | 3:37.102 | 1:37.717 | 77.366 |
| 3 | 5:16.172 | 1:39.070 | 76.310 |
| 4 | 6:54.267 | 1:38.095 | 77.068 |
| 5 | 8:31.435 | 1:37.168 | 77.803 |
| 6 | 10:35.945 | 2:04.510 | 60.718 |

4 11 John CAHILL

Behind **1.222**

Best Time **1:37.191** Best Speed **77.785** On **5** Gp **a**

| Lap | Elapsed Time | Lap Time | Lap Speed |
|-----|--------------|----------|-----------|
| 1 | 2:01.817 | 2:01.817 | 62.060 |
| 2 | 3:40.465 | 1:38.648 | 76.636 |
| 3 | 5:18.326 | 1:37.861 | 77.252 |
| 4 | 6:55.801 | 1:37.475 | 77.558 |
| 5 | 8:32.992 | 1:37.191 | 77.785 |
| 6 | 10:37.871 | 2:04.879 | 60.539 |

Qualifying Classification

Position

5 8 Mark LARKIN

Behind **1.246**

Best Time **1:37.215** Best Speed **77.766** On **4** Gp **a**

| Lap | Elapsed Time | Lap Time | Lap Speed |
|-----|--------------|----------|-----------|
| 1 | 2:00.972 | 2:00.972 | 62.494 |
| 2 | 3:39.568 | 1:38.596 | 76.677 |
| 3 | 5:17.598 | 1:38.030 | 77.119 |
| 4 | 6:54.813 | 1:37.215 | 77.766 |
| 5 | 8:56.551 | 2:01.738 | 62.101 |

6 155 Scott CAMPBELL

Behind **1.587**

Best Time **1:37.556** Best Speed **77.494** On **4** Gp **a**

| Lap | Elapsed Time | Lap Time | Lap Speed |
|-----|--------------|----------|-----------|
| 1 | 2:33.062 | 2:33.062 | 49.392 |
| 2 | 4:16.857 | 1:43.795 | 72.836 |
| 3 | 5:57.533 | 1:40.676 | 75.092 |
| 4 | 7:35.089 | 1:37.556 | 77.494 |
| 5 | 9:13.592 | 1:38.503 | 76.749 |

7 21 Roy SCOTT

Behind **1.972**

Best Time **1:37.941** Best Speed **77.189** On **5** Gp **a**

| Lap | Elapsed Time | Lap Time | Lap Speed |
|-----|--------------|----------|-----------|
| 1 | 2:06.218 | 2:06.218 | 59.896 |
| 2 | 3:47.995 | 1:41.777 | 74.280 |
| 3 | 5:28.335 | 1:40.340 | 75.344 |
| 4 | 7:07.677 | 1:39.342 | 76.101 |
| 5 | 8:45.618 | 1:37.941 | 77.189 |
| 6 | 10:48.569 | 2:02.951 | 61.488 |

8 29 Richard McLOUGHLIN

Behind **2.053**

Best Time **1:38.022** Best Speed **77.126** On **3** Gp **a**

| Lap | Elapsed Time | Lap Time | Lap Speed |
|-----|--------------|----------|-----------|
| 1 | 1:59.030 | 1:59.030 | 63.513 |
| 2 | 3:38.604 | 1:39.574 | 75.923 |
| 3 | 5:16.626 | 1:38.022 | 77.126 |
| 4 | 6:54.854 | 1:38.228 | 76.964 |
| 5 | 8:43.523 | 1:48.669 | 69.569 |
| 6 | 10:42.277 | 1:58.754 | 63.661 |

KDM Hire Cookstown 100

SENIOR SUPPORT

Group A Qualifying

Friday, 27 April 2012

DETAILED RESULT



Qualifying Classification

Position

9 6 Neil VICARS

Behind 2.224

Best Time 1:38.193 Best Speed 76.991 On 5 Gp a

| Lap | Elapsed Time | Lap Time | Lap Speed |
|-----|--------------|----------|-----------|
| 1 | 2:10.905 | 2:10.905 | 57.752 |
| 2 | 3:50.981 | 1:40.076 | 75.543 |
| 3 | 5:32.635 | 1:41.654 | 74.370 |
| 4 | 7:12.595 | 1:39.960 | 75.630 |
| 5 | 8:50.788 | 1:38.193 | 76.991 |

10 12 William MONIE

Behind 2.372

Best Time 1:38.341 Best Speed 76.875 On 4 Gp a

| Lap | Elapsed Time | Lap Time | Lap Speed |
|-----|--------------|----------|-----------|
| 1 | 2:29.027 | 2:29.027 | 50.729 |
| 2 | 4:10.066 | 1:41.039 | 74.823 |
| 3 | 5:53.844 | 1:43.778 | 72.848 |
| 4 | 7:32.185 | 1:38.341 | 76.875 |
| 5 | 9:10.724 | 1:38.539 | 76.721 |

11 41 Nige REA

Behind 3.798

Best Time 1:39.767 Best Speed 75.777 On 2 Gp a

| Lap | Elapsed Time | Lap Time | Lap Speed |
|-----|--------------|----------|-----------|
| 1 | 2:29.233 | 2:29.233 | 50.659 |
| 2 | 4:09.000 | 1:39.767 | 75.777 |
| 3 | 5:52.898 | 1:43.898 | 72.764 |
| 4 | 7:47.532 | 1:54.634 | 65.949 |
| 5 | 9:35.681 | 1:48.149 | 69.904 |

12 14 Rodney LITTLE

Behind 4.102

Best Time 1:40.071 Best Speed 75.546 On 5 Gp a

| Lap | Elapsed Time | Lap Time | Lap Speed |
|-----|--------------|----------|-----------|
| 1 | 2:23.513 | 2:23.513 | 52.678 |
| 2 | 4:08.280 | 1:44.767 | 72.160 |
| 3 | 5:53.564 | 1:45.284 | 71.806 |
| 4 | 7:34.741 | 1:41.177 | 74.721 |
| 5 | 9:14.812 | 1:40.071 | 75.546 |

Qualifying Classification

Position

13 15 Paul MAXWELL

Behind 6.360

Best Time 1:42.329 Best Speed 73.879 On 5 Gp a

| Lap | Elapsed Time | Lap Time | Lap Speed |
|-----|--------------|----------|-----------|
| 1 | 2:18.572 | 2:18.572 | 54.556 |
| 2 | 4:05.049 | 1:46.477 | 71.001 |
| 3 | 5:48.379 | 1:43.330 | 73.164 |
| 4 | 7:31.961 | 1:43.582 | 72.986 |
| 5 | 9:14.290 | 1:42.329 | 73.879 |

14 46 Stephen WILSON

Behind 8.670

Best Time 1:44.639 Best Speed 72.248 On 2 Gp a

| Lap | Elapsed Time | Lap Time | Lap Speed |
|-----|--------------|----------|-----------|
| 1 | 2:31.959 | 2:31.959 | 49.750 |
| 2 | 4:16.598 | 1:44.639 | 72.248 |
| 3 | 6:02.179 | 1:45.581 | 71.604 |
| 4 | 7:47.199 | 1:45.020 | 71.986 |
| 5 | 9:37.231 | 1:50.032 | 68.707 |

15 39 Oliver DUPUY

Behind 9.609

Best Time 1:45.578 Best Speed 71.606 On 5 Gp a

| Lap | Elapsed Time | Lap Time | Lap Speed |
|-----|--------------|----------|-----------|
| 1 | 2:32.362 | 2:32.362 | 49.619 |
| 2 | 4:21.086 | 1:48.724 | 69.534 |
| 3 | 6:08.426 | 1:47.340 | 70.430 |
| 4 | 7:56.269 | 1:47.843 | 70.102 |
| 5 | 9:41.847 | 1:45.578 | 71.606 |

16 34 Yvonne MONTGOMERY

Behind 10.739

Best Time 1:46.708 Best Speed 70.848 On 5 Gp a

| Lap | Elapsed Time | Lap Time | Lap Speed |
|-----|--------------|----------|-----------|
| 1 | 2:17.546 | 2:17.546 | 54.963 |
| 2 | 4:06.951 | 1:49.405 | 69.101 |
| 3 | 5:56.819 | 1:49.868 | 68.810 |
| 4 | 7:46.125 | 1:49.306 | 69.164 |
| 5 | 9:32.833 | 1:46.708 | 70.848 |

KDM Hire Cookstown 100

SENIOR SUPPORT

Group A Qualifying

Friday, 27 April 2012

DETAILED RESULT



Qualifying Classification

Position

17 18 Stuart ROBB

Behind 13.288

Best Time 1:49.257 Best Speed 69.195 On 4 Gp a

| Lap | Elapsed Time | Lap Time | Lap Speed |
|-----|--------------|----------|-----------|
| 1 | 2:18.424 | 2:18.424 | 54.615 |
| 2 | 4:08.189 | 1:49.765 | 68.874 |
| 3 | 5:57.619 | 1:49.430 | 69.085 |
| 4 | 7:46.876 | 1:49.257 | 69.195 |
| 5 | 9:37.689 | 1:50.813 | 68.223 |

18 32 Aaron BOYD

Behind 13.711

Best Time 1:49.680 Best Speed 68.928 On 3 Gp a

| Lap | Elapsed Time | Lap Time | Lap Speed |
|-----|--------------|----------|-----------|
| 1 | 2:16.670 | 2:16.670 | 55.316 |
| 2 | 4:06.399 | 1:49.729 | 68.897 |
| 3 | 5:56.079 | 1:49.680 | 68.928 |
| 4 | 7:45.843 | 1:49.764 | 68.875 |
| 5 | 9:36.970 | 1:51.127 | 68.030 |

19 19 Stephen BEATTIE

Behind 13.904

Best Time 1:49.873 Best Speed 68.807 On 5 Gp a

| Lap | Elapsed Time | Lap Time | Lap Speed |
|-----|--------------|----------|-----------|
| 1 | 2:35.013 | 2:35.013 | 48.770 |
| 2 | 4:25.560 | 1:50.547 | 68.387 |
| 3 | 6:15.621 | 1:50.061 | 68.689 |
| 4 | 8:08.141 | 1:52.520 | 67.188 |
| 5 | 9:58.014 | 1:49.873 | 68.807 |

20 26 Steven GRIER

Behind 15.998

Best Time 1:51.967 Best Speed 67.520 On 4 Gp a

| Lap | Elapsed Time | Lap Time | Lap Speed |
|-----|--------------|----------|-----------|
| 1 | 2:22.714 | 2:22.714 | 52.973 |
| 2 | 4:15.731 | 1:53.017 | 66.893 |
| 3 | 6:08.286 | 1:52.555 | 67.167 |
| 4 | 8:00.253 | 1:51.967 | 67.520 |
| 5 | 9:53.657 | 1:53.404 | 66.664 |

KDM Hire Cookstown 100


SENIOR SUPPORT Group B Qualifying Friday, 27 April 2012



| Pos | Class | No | Name | Machine / Sponsor | ----- Best Lap ----- | | | On | Laps |
|----------------------------------|-------|-----|------------------|------------------------------|----------------------|--------|--------|----|------|
| | | | | | Time | Behind | Speed | | |
| Qualifying Classification | | | | | | | | | |
| 1 | SSEN | 174 | Rodney PATTON | Suzuki 750 - Shay D Racing | 1:34.285 | | 80.182 | 3 | 6 |
| 2 | SSEN | 115 | Damian HORAN | Suzuki 750 - Horan Racing | 1:35.088 | 0.803 | 79.505 | 3 | 5 |
| 3 | SSEN | 114 | Alan KENNY | Yamaha 600 | 1:35.138 | 0.853 | 79.464 | 5 | 5 |
| 4 | SSEN | 106 | Bernard DALY | Suzuki 750 - DDRRSC | 1:35.647 | 1.362 | 79.041 | 5 | 5 |
| 5 | SSEN | 97 | William HARA | Suzuki 750 - New Look Blinds | 1:35.967 | 1.682 | 78.777 | 5 | 5 |
| 6 | SSEN | 16 | Noel BRENNAN | Kawasaki 600 | 1:36.509 | 2.224 | 78.335 | 5 | 5 |
| 7 | SSEN | 95 | Robert GORDON | Honda 600 | 1:37.323 | 3.038 | 77.679 | 5 | 5 |
| 8 | SSEN | 78 | Mark SHIELS | Kawasaki 600 | 1:37.396 | 3.111 | 77.621 | 4 | 5 |
| 9 | SSEN | 111 | Callum LAIDLAW | Yamaha 600 | 1:37.425 | 3.140 | 77.598 | 5 | 5 |
| 10 | SSEN | 70 | Peter WHITESIDE | Honda 600 | 1:37.511 | 3.226 | 77.530 | 3 | 5 |
| 11 | SSEN | 54 | Stephen McKEEVER | Yamaha 600 - BM Services | 1:38.899 | 4.614 | 76.442 | 4 | 5 |
| 12 | SSEN | 87 | Ian SIMPSON | Yamaha 600 | 1:39.382 | 5.097 | 76.070 | 3 | 5 |
| 13 | SSEN | 92 | Noel CARROLL | Suzuki 750 | 1:39.662 | 5.377 | 75.856 | 5 | 5 |
| 14 | SSEN | 911 | Adam SHERIFF | Yamaha 600 | 1:40.217 | 5.932 | 75.436 | 5 | 5 |
| 15 | SSEN | 60 | George SCOTT | Honda 600 | 1:42.002 | 7.717 | 74.116 | 4 | 5 |
| 16 | SSEN | 81 | Julian KIRK | Yamaha 600 | 1:42.918 | 8.633 | 73.457 | 4 | 5 |
| 17 | SSEN | 192 | Michael LARKIN | Suzuki 750 | 1:43.642 | 9.357 | 72.943 | 5 | 5 |
| 18 | SSEN | 38 | Derek WILKIE | Kawasaki 600 | 1:43.749 | 9.464 | 72.868 | 4 | 5 |
| 19 | SSEN | 57 | Adrian LOGUE | Suzuki 750 | 1:43.963 | 9.678 | 72.718 | 5 | 5 |
| 20 | SSEN | 59 | Paul SIMPSON | Suzuki 750 | 1:47.547 | 13.262 | 70.295 | 5 | 5 |

Provisional result to be confirmed by the Stewards of the Meeting subject to completion of technical inspections & the time limit for protests

Page 1 / 1

| | | | | | |
|---------------|---------------------------|------------|---|--------------------|-------------------------------------|
| Circuit | Orritor | Signed |  | Organising Club | Cookstown & District MCC |
| Length(miles) | 2.1000 | | Chief Timekeeper | Qualifying Started | 15:26 |
| Weather | Sunny, 11°C, 43%RH | Issued At: | 15:37 | | |
| Track | Dry, 17°C | | | | |

KDM Hire Cookstown 100

SENIOR SUPPORT

Group B Qualifying

Friday, 27 April 2012

DETAILED RESULT



Qualifying Classification

Position

1 174 Rodney PATTON

Behind

Best Time **1:34.285** Best Speed **80.182** On **3** Gp **a**

| Lap | Elapsed Time | Lap Time | Lap Speed |
|-----|--------------|----------|-----------|
| 1 | 1:55.921 | 1:55.921 | 65.217 |
| 2 | 3:33.957 | 1:38.036 | 77.115 |
| 3 | 5:08.242 | 1:34.285 | 80.182 |
| 4 | 6:43.181 | 1:34.939 | 79.630 |
| 5 | 8:18.507 | 1:35.326 | 79.307 |
| 6 | 10:10.508 | 1:52.001 | 67.499 |

2 115 Damian HORAN

Behind **0.803**

Best Time **1:35.088** Best Speed **79.505** On **3** Gp **a**

| Lap | Elapsed Time | Lap Time | Lap Speed |
|-----|--------------|----------|-----------|
| 1 | 1:54.800 | 1:54.800 | 65.854 |
| 2 | 3:34.298 | 1:39.498 | 75.981 |
| 3 | 5:09.386 | 1:35.088 | 79.505 |
| 4 | 6:46.217 | 1:36.831 | 78.074 |
| 5 | 8:22.398 | 1:36.181 | 78.602 |

3 114 Alan KENNY

Behind **0.853**

Best Time **1:35.138** Best Speed **79.464** On **5** Gp **a**

| Lap | Elapsed Time | Lap Time | Lap Speed |
|-----|--------------|----------|-----------|
| 1 | 2:26.824 | 2:26.824 | 51.490 |
| 2 | 4:08.051 | 1:41.227 | 74.684 |
| 3 | 5:48.157 | 1:40.106 | 75.520 |
| 4 | 7:23.622 | 1:35.465 | 79.191 |
| 5 | 8:58.760 | 1:35.138 | 79.464 |

4 106 Bernard DALY

Behind **1.362**

Best Time **1:35.647** Best Speed **79.041** On **5** Gp **a**

| Lap | Elapsed Time | Lap Time | Lap Speed |
|-----|--------------|----------|-----------|
| 1 | 1:54.681 | 1:54.681 | 65.922 |
| 2 | 3:33.737 | 1:39.056 | 76.320 |
| 3 | 5:11.205 | 1:37.468 | 77.564 |
| 4 | 6:48.980 | 1:37.775 | 77.320 |
| 5 | 8:24.627 | 1:35.647 | 79.041 |

Qualifying Classification

Position

5 97 William HARA

Behind **1.682**

Best Time **1:35.967** Best Speed **78.777** On **5** Gp **a**

| Lap | Elapsed Time | Lap Time | Lap Speed |
|-----|--------------|----------|-----------|
| 1 | 2:03.575 | 2:03.575 | 61.177 |
| 2 | 3:44.090 | 1:40.515 | 75.213 |
| 3 | 5:21.726 | 1:37.636 | 77.430 |
| 4 | 6:59.742 | 1:38.016 | 77.130 |
| 5 | 8:35.709 | 1:35.967 | 78.777 |

6 16 Noel BRENNAN

Behind **2.224**

Best Time **1:36.509** Best Speed **78.335** On **5** Gp **a**

| Lap | Elapsed Time | Lap Time | Lap Speed |
|-----|--------------|----------|-----------|
| 1 | 2:03.838 | 2:03.838 | 61.047 |
| 2 | 3:55.360 | 1:51.522 | 67.789 |
| 3 | 5:32.101 | 1:36.741 | 78.147 |
| 4 | 7:08.903 | 1:36.802 | 78.098 |
| 5 | 8:45.412 | 1:36.509 | 78.335 |

7 95 Robert GORDON

Behind **3.038**

Best Time **1:37.323** Best Speed **77.679** On **5** Gp **a**

| Lap | Elapsed Time | Lap Time | Lap Speed |
|-----|--------------|----------|-----------|
| 1 | 2:04.514 | 2:04.514 | 60.716 |
| 2 | 3:43.039 | 1:38.525 | 76.732 |
| 3 | 5:21.137 | 1:38.098 | 77.066 |
| 4 | 6:59.265 | 1:38.128 | 77.042 |
| 5 | 8:36.588 | 1:37.323 | 77.679 |

8 78 Mark SHIELS

Behind **3.111**

Best Time **1:37.396** Best Speed **77.621** On **4** Gp **a**

| Lap | Elapsed Time | Lap Time | Lap Speed |
|-----|--------------|----------|-----------|
| 1 | 2:26.422 | 2:26.422 | 51.632 |
| 2 | 4:06.910 | 1:40.488 | 75.233 |
| 3 | 5:48.884 | 1:41.974 | 74.137 |
| 4 | 7:26.280 | 1:37.396 | 77.621 |
| 5 | 9:03.974 | 1:37.694 | 77.384 |

KDM Hire Cookstown 100

SENIOR SUPPORT

Group B Qualifying

Friday, 27 April 2012

DETAILED RESULT



Qualifying Classification

Position

9 111 Callum LAIDLAW

Behind 3.140

Best Time 1:37.425 Best Speed 77.598 On 5 Gp a

| Lap | Elapsed Time | Lap Time | Lap Speed |
|-----|--------------|----------|-----------|
| 1 | 2:21.529 | 2:21.529 | 53.417 |
| 2 | 4:02.183 | 1:40.654 | 75.109 |
| 3 | 5:42.140 | 1:39.957 | 75.633 |
| 4 | 7:20.869 | 1:38.729 | 76.573 |
| 5 | 8:58.294 | 1:37.425 | 77.598 |

10 70 Peter WHITESIDE

Behind 3.226

Best Time 1:37.511 Best Speed 77.530 On 3 Gp a

| Lap | Elapsed Time | Lap Time | Lap Speed |
|-----|--------------|----------|-----------|
| 1 | 2:10.494 | 2:10.494 | 57.934 |
| 2 | 3:50.466 | 1:39.972 | 75.621 |
| 3 | 5:27.977 | 1:37.511 | 77.530 |
| 4 | 7:07.312 | 1:39.335 | 76.106 |
| 5 | 8:45.117 | 1:37.805 | 77.297 |

11 54 Stephen McKEEVER

Behind 4.614

Best Time 1:38.899 Best Speed 76.442 On 4 Gp a

| Lap | Elapsed Time | Lap Time | Lap Speed |
|-----|--------------|----------|-----------|
| 1 | 2:23.841 | 2:23.841 | 52.558 |
| 2 | 4:06.609 | 1:42.768 | 73.564 |
| 3 | 5:50.124 | 1:43.515 | 73.033 |
| 4 | 7:29.023 | 1:38.899 | 76.442 |
| 5 | 9:08.106 | 1:39.083 | 76.300 |

12 87 Ian SIMPSON

Behind 5.097

Best Time 1:39.382 Best Speed 76.070 On 3 Gp a

| Lap | Elapsed Time | Lap Time | Lap Speed |
|-----|--------------|----------|-----------|
| 1 | 2:06.350 | 2:06.350 | 59.834 |
| 2 | 3:47.324 | 1:40.974 | 74.871 |
| 3 | 5:26.706 | 1:39.382 | 76.070 |
| 4 | 7:08.586 | 1:41.880 | 74.205 |
| 5 | 8:49.465 | 1:40.879 | 74.941 |

Qualifying Classification

Position

13 92 Noel CARROLL

Behind 5.377

Best Time 1:39.662 Best Speed 75.856 On 5 Gp a

| Lap | Elapsed Time | Lap Time | Lap Speed |
|-----|--------------|----------|-----------|
| 1 | 2:23.276 | 2:23.276 | 52.765 |
| 2 | 4:05.994 | 1:42.718 | 73.600 |
| 3 | 5:52.558 | 1:46.564 | 70.943 |
| 4 | 7:33.003 | 1:40.445 | 75.265 |
| 5 | 9:12.665 | 1:39.662 | 75.856 |

14 911 Adam SHERIFF

Behind 5.932

Best Time 1:40.217 Best Speed 75.436 On 5 Gp a

| Lap | Elapsed Time | Lap Time | Lap Speed |
|-----|--------------|----------|-----------|
| 1 | 2:17.914 | 2:17.914 | 54.817 |
| 2 | 4:00.976 | 1:43.062 | 73.354 |
| 3 | 5:42.953 | 1:41.977 | 74.134 |
| 4 | 7:23.405 | 1:40.452 | 75.260 |
| 5 | 9:03.622 | 1:40.217 | 75.436 |

15 60 George SCOTT

Behind 7.717

Best Time 1:42.002 Best Speed 74.116 On 4 Gp a

| Lap | Elapsed Time | Lap Time | Lap Speed |
|-----|--------------|----------|-----------|
| 1 | 2:25.914 | 2:25.914 | 51.811 |
| 2 | 4:16.705 | 1:50.791 | 68.237 |
| 3 | 6:03.718 | 1:47.013 | 70.646 |
| 4 | 7:45.720 | 1:42.002 | 74.116 |
| 5 | 9:28.356 | 1:42.636 | 73.658 |

16 81 Julian KIRK

Behind 8.633

Best Time 1:42.918 Best Speed 73.457 On 4 Gp a

| Lap | Elapsed Time | Lap Time | Lap Speed |
|-----|--------------|----------|-----------|
| 1 | 2:10.364 | 2:10.364 | 57.991 |
| 2 | 3:58.311 | 1:47.947 | 70.034 |
| 3 | 5:52.364 | 1:54.053 | 66.285 |
| 4 | 7:35.282 | 1:42.918 | 73.457 |
| 5 | 9:18.362 | 1:43.080 | 73.341 |

KDM Hire Cookstown 100

SENIOR SUPPORT

Group B Qualifying

Friday, 27 April 2012

DETAILED RESULT



Qualifying Classification

Position

17 192 Michael LARKIN

Behind **9.357**

Best Time **1:43.642** Best Speed **72.943** On **5** Gp **a**

| Lap | Elapsed Time | Lap Time | Lap Speed |
|-----|--------------|----------|-----------|
| 1 | 2:23.120 | 2:23.120 | 52.823 |
| 2 | 4:17.770 | 1:54.650 | 65.940 |
| 3 | 6:04.074 | 1:46.304 | 71.117 |
| 4 | 7:48.525 | 1:44.451 | 72.378 |
| 5 | 9:32.167 | 1:43.642 | 72.943 |

18 38 Derek WILKIE

Behind **9.464**

Best Time **1:43.749** Best Speed **72.868** On **4** Gp **a**

| Lap | Elapsed Time | Lap Time | Lap Speed |
|-----|--------------|----------|-----------|
| 1 | 2:26.167 | 2:26.167 | 51.722 |
| 2 | 4:15.184 | 1:49.017 | 69.347 |
| 3 | 5:59.813 | 1:44.629 | 72.255 |
| 4 | 7:43.562 | 1:43.749 | 72.868 |
| 5 | 9:27.810 | 1:44.248 | 72.519 |

19 57 Adrian LOGUE

Behind **9.678**

Best Time **1:43.963** Best Speed **72.718** On **5** Gp **a**

| Lap | Elapsed Time | Lap Time | Lap Speed |
|-----|--------------|----------|-----------|
| 1 | 2:17.620 | 2:17.620 | 54.934 |
| 2 | 4:05.584 | 1:47.964 | 70.023 |
| 3 | 5:54.799 | 1:49.215 | 69.221 |
| 4 | 7:39.409 | 1:44.610 | 72.268 |
| 5 | 9:23.372 | 1:43.963 | 72.718 |

20 59 Paul SIMPSON

Behind **13.262**

Best Time **1:47.547** Best Speed **70.295** On **5** Gp **a**

| Lap | Elapsed Time | Lap Time | Lap Speed |
|-----|--------------|----------|-----------|
| 1 | 2:22.910 | 2:22.910 | 52.900 |
| 2 | 4:13.732 | 1:50.822 | 68.218 |
| 3 | 6:03.536 | 1:49.804 | 68.850 |
| 4 | 7:51.685 | 1:48.149 | 69.904 |
| 5 | 9:39.232 | 1:47.547 | 70.295 |

KDM Hire Cookstown 100


SENIOR SUPPORT Combined Qualifying



| -----Best Time / Qual Laps----- | | | | | | | Overall Best Time / Speed / Total Qual Laps | | |
|---------------------------------|-------|-----|--------------------|-----------|-----------|-----------|--|----------|--------|
| Pos | Class | No | Name | Session A | Session B | Session C | Session D | | |
| 1 | SSEN | 174 | Rodney PATTON | ----- | 1:34.285 | ----- | ----- | 1:34.285 | 80.182 |
| 2 | SSEN | 115 | Damian HORAN | ----- | 1:35.088 | ----- | ----- | 1:35.088 | 79.505 |
| 3 | SSEN | 114 | Alan KENNY | ----- | 1:35.138 | ----- | ----- | 1:35.138 | 79.464 |
| 4 | SSEN | 106 | Bernard DALY | ----- | 1:35.647 | ----- | ----- | 1:35.647 | 79.041 |
| 5 | SSEN | 97 | William HARA | ----- | 1:35.967 | ----- | ----- | 1:35.967 | 78.777 |
| 6 | SSEN | 43 | Robbie LYALL | 1:35.969 | ----- | ----- | ----- | 1:35.969 | 78.775 |
| 7 | SSEN | 30 | Aron HATCH | 1:36.450 | ----- | ----- | ----- | 1:36.450 | 78.383 |
| 8 | SSEN | 16 | Noel BRENNAN | ----- | 1:36.509 | ----- | ----- | 1:36.509 | 78.335 |
| 9 | SSEN | 50 | Peter O'FLAHERTY | 1:37.168 | ----- | ----- | ----- | 1:37.168 | 77.803 |
| 10 | SSEN | 11 | John CAHILL | 1:37.191 | ----- | ----- | ----- | 1:37.191 | 77.785 |
| 11 | SSEN | 8 | Mark LARKIN | 1:37.215 | ----- | ----- | ----- | 1:37.215 | 77.766 |
| 12 | SSEN | 95 | Robert GORDON | ----- | 1:37.323 | ----- | ----- | 1:37.323 | 77.679 |
| 13 | SSEN | 78 | Mark SHIELS | ----- | 1:37.396 | ----- | ----- | 1:37.396 | 77.621 |
| 14 | SSEN | 111 | Callum LAIDLAW | ----- | 1:37.425 | ----- | ----- | 1:37.425 | 77.598 |
| 15 | SSEN | 70 | Peter WHITESIDE | ----- | 1:37.511 | ----- | ----- | 1:37.511 | 77.530 |
| 16 | SSEN | 155 | Scott CAMPBELL | 1:37.556 | ----- | ----- | ----- | 1:37.556 | 77.494 |
| 17 | SSEN | 21 | Roy SCOTT | 1:37.941 | ----- | ----- | ----- | 1:37.941 | 77.189 |
| 18 | SSEN | 29 | Richard McLoughlin | 1:38.022 | ----- | ----- | ----- | 1:38.022 | 77.126 |
| 19 | SSEN | 6 | Neil VICARS | 1:38.193 | ----- | ----- | ----- | 1:38.193 | 76.991 |
| 20 | SSEN | 12 | William MONIE | 1:38.341 | ----- | ----- | ----- | 1:38.341 | 76.875 |
| 21 | SSEN | 54 | Stephen McKEEVER | ----- | 1:38.899 | ----- | ----- | 1:38.899 | 76.442 |
| 22 | SSEN | 87 | Ian SIMPSON | ----- | 1:39.382 | ----- | ----- | 1:39.382 | 76.070 |
| 23 | SSEN | 92 | Noel CARROLL | ----- | 1:39.662 | ----- | ----- | 1:39.662 | 75.856 |
| 24 | SSEN | 41 | Nige REA | 1:39.767 | ----- | ----- | ----- | 1:39.767 | 75.777 |
| 25 | SSEN | 14 | Rodney LITTLE | 1:40.071 | ----- | ----- | ----- | 1:40.071 | 75.546 |
| 26 | SSEN | 911 | Adam SHERIFF | ----- | 1:40.217 | ----- | ----- | 1:40.217 | 75.436 |
| 27 | SSEN | 60 | George SCOTT | ----- | 1:42.002 | ----- | ----- | 1:42.002 | 74.116 |
| 28 | SSEN | 15 | Paul MAXWELL | 1:42.329 | ----- | ----- | ----- | 1:42.329 | 73.879 |
| 29 | SSEN | 81 | Julian KIRK | ----- | 1:42.918 | ----- | ----- | 1:42.918 | 73.457 |
| 30 | SSEN | 192 | Michael LARKIN | ----- | 1:43.642 | ----- | ----- | 1:43.642 | 72.943 |
| 31 | SSEN | 38 | Derek WILKIE | ----- | 1:43.749 | ----- | ----- | 1:43.749 | 72.868 |
| 32 | SSEN | 57 | Adrian LOGUE | ----- | 1:43.963 | ----- | ----- | 1:43.963 | 72.718 |
| 33 | SSEN | 46 | Stephen WILSON | 1:44.639 | ----- | ----- | ----- | 1:44.639 | 72.248 |
| 34 | SSEN | 39 | Oliver DUPUY | 1:45.578 | ----- | ----- | ----- | 1:45.578 | 71.606 |
| 35 | SSEN | 34 | Yvonne MONTGOMERY | 1:46.708 | ----- | ----- | ----- | 1:46.708 | 70.848 |
| 36 | SSEN | 59 | Paul SIMPSON | ----- | 1:47.547 | ----- | ----- | 1:47.547 | 70.295 |
| 37 | SSEN | 18 | Stuart ROBB | 1:49.257 | ----- | ----- | ----- | 1:49.257 | 69.195 |
| 38 | SSEN | 32 | Aaron BOYD | 1:49.680 | ----- | ----- | ----- | 1:49.680 | 68.928 |
| 39 | SSEN | 19 | Stephen BEATTIE | 1:49.873 | ----- | ----- | ----- | 1:49.873 | 68.807 |
| 40 | SSEN | 26 | Steven GRIER | 1:51.967 | ----- | ----- | ----- | 1:51.967 | 67.520 |

Provisional result to be confirmed by the Stewards of the Meeting subject to completion of technical inspections & the time limit for protests

Page 1 / 1

| | | | | | |
|---------------|----------------|------------|---|-----------------|-------------------------------------|
| Circuit | Orritor | Signed |  | Organising Club | Cookstown & District MCC |
| Length(miles) | 2.1000 | | Chief Timekeeper | | |
| Weather | | Issued At: | | | |
| Track | | | | | |

KDM HIRE COOKSTOWN 100

SENIOR SUPPORT

Orritor 2.100 Miles

R2: Braeside Bar & Restaurant Senior Support A

27/04/2012 19:25

Race (7 Laps)

RACE 2 - SENIOR SUPPORT A

| | | | |
|----|---------------------------|----------|----------|
| 11 | 87 A | 92 B | |
| 10 | 6 A | 12 B | 54 C |
| 9 | 155 A | 21 B | 29 C |
| 8 | | | |
| 7 | 111 A | 70 B | |
| 6 | 8 A | 95 B | 78 C |
| 5 | 16 A | 50 B | 11 C |
| 4 | | | |
| 3 | 30 A | | |
| 2 | 106 A | 97 B | 43 C |
| 1 | 174 A POLE POSITION | 115 B | 114 C |



KDM HIRE COOKSTOWN 100

SENIOR SUPPORT

Orritor 2.100 Miles

R3: Springhill Car Body Repairs Senior Support B

27/04/2012 19:50

Race (6 Laps)

RACE 3 - SENIOR SUPPORT B

| | | | | |
|---|--------------------------|---------|----------|---|
| 9 | 19 A | 26 B | | C |
| 8 | A | B | | C |
| 7 | 18 A | 32 B | | C |
| 6 | 39 A | 34 B | 59 C | |
| 5 | 38 A | 57 B | 46 C | B |
| 4 | A | B | | C |
| 3 | 192 A | B | | C |
| 2 | 60 A | 15 B | 81 C | |
| 1 | 41 A POLE POSITION | 14 B | 911 C | A |

KDM Hire Cookstown 100

SENIOR SUPPORT

Race 2 - Braeside Bar & Restaurant Senior Support A


Saturday, 28 April 2012



| Pos | Class | No | Name | Machine / Sponsor | Gp | Laps | Total Time | Behind | Speed | -----Best Lap----- | | |
|----------------------------|-------|-----|--------------------|-------------------------------|----|------|------------|--------|--------|--------------------|--------|----|
| | | | | | | | | | | Time | Speed | On |
| Race Classification | | | | | | | | | | | | |
| 1 | SSEN | 114 | Alan KENNY | Yamaha 600 | a | 6 | 9:19.994 | | 81.001 | 1:31.590 | 82.542 | 6 |
| 2 | SSEN | 115 | Damian HORAN | Suzuki 750 - Horan Racing | a | 6 | 9:25.436 | 5.442 | 80.221 | 1:31.688 | 82.454 | 6 |
| 3 | SSEN | 111 | Callum LAIDLAW | Yamaha 600 | b | 6 | 9:27.605 | 7.611 | 79.915 | 1:32.351 | 81.862 | 5 |
| 4 | SSEN | 16 | Noel BRENNAN | Kawasaki 600 | b | 6 | 9:32.231 | 12.237 | 79.269 | 1:34.042 | 80.390 | 2 |
| 5 | SSEN | 174 | Rodney PATTON | Suzuki 750 - Shay D Racing | a | 6 | 9:33.047 | 13.053 | 79.156 | 1:33.545 | 80.817 | 3 |
| 6 | SSEN | 29 | Richard McLoughlin | Yamaha 600 | c | 6 | 9:33.447 | 13.453 | 79.101 | 1:33.323 | 81.009 | 5 |
| 7 | SSEN | 12 | William MONIE | Yamaha 600 | c | 6 | 9:35.738 | 15.744 | 78.786 | 1:33.873 | 80.534 | 3 |
| 8 | SSEN | 43 | Robbie LYALL | Suzuki 600 | a | 6 | 9:36.932 | 16.938 | 78.623 | 1:34.010 | 80.417 | 4 |
| 9 | SSEN | 97 | William HARA | Suzuki 750 - New Look Blinds | a | 6 | 9:37.848 | 17.854 | 78.498 | 1:34.801 | 79.746 | 3 |
| 10 | SSEN | 70 | Peter WHITESIDE | Honda 600 | b | 6 | 9:43.743 | 23.749 | 77.705 | 1:34.979 | 79.597 | 5 |
| 11 | SSEN | 95 | Robert GORDON | Honda 600 | b | 6 | 9:44.352 | 24.358 | 77.624 | 1:34.465 | 80.030 | 6 |
| 12 | SSEN | 30 | Aron HATCH | Suzuki 750 - Mongey Transport | a | 6 | 9:44.716 | 24.722 | 77.576 | 1:35.805 | 78.910 | 2 |
| 13 | SSEN | 106 | Bernard DALY | Suzuki 750 - DDRRSC | a | 6 | 9:45.980 | 25.986 | 77.409 | 1:35.203 | 79.409 | 6 |
| 14 | SSEN | 50 | Peter O'FLAHERTY | Yamaha 600 | b | 6 | 9:46.047 | 26.053 | 77.400 | 1:35.593 | 79.085 | 6 |
| 15 | SSEN | 21 | Roy SCOTT | Suzuki 750 | c | 6 | 9:46.946 | 26.952 | 77.281 | 1:35.746 | 78.959 | 6 |
| 16 | SSEN | 92 | Noel CARROLL | Suzuki 750 | c | 6 | 9:47.552 | 27.558 | 77.202 | 1:35.359 | 79.279 | 3 |
| 17 | SSEN | 6 | Neil VICARS | Honda 600 | c | 6 | 9:51.094 | 31.100 | 76.739 | 1:36.496 | 78.345 | 6 |
| 18 | SSEN | 8 | Mark LARKIN | Honda 600 | b | 6 | 9:53.328 | 33.334 | 76.450 | 1:35.892 | 78.839 | 4 |
| 19 | SSEN | 11 | John CAHILL | Suzuki 750 | b | 6 | 9:54.623 | 34.629 | 76.284 | 1:37.350 | 77.658 | 6 |
| 20 | SSEN | 87 | Ian SIMPSON | Yamaha 600 | c | 6 | 9:54.802 | 34.808 | 76.261 | 1:37.020 | 77.922 | 5 |
| 21 | SSEN | 54 | Stephen McKEEVER | Yamaha 600 - BM Services | c | 6 | 10:13.980 | 53.986 | 73.879 | 1:37.347 | 77.660 | 3 |
| Fastest Lap | | | | | | | | | | | | |
| | SSEN | 114 | Alan KENNY | Yamaha 600 | a | | | | | 1:31.590 | 82.542 | 6 |
| Not Classified | | | | | | | | | | | | |
| DNF | SSEN | 78 | Mark SHIELS | Kawasaki 600 | b | 3 | 5:02.338 | 3 Laps | 75.015 | 1:37.235 | 77.750 | 3 |

Provisional result to be confirmed by the Stewards of the Meeting subject to completion of technical inspections & the time limit for protests

Page 1 / 1

| | | | | | |
|---------------|---------------------------|------------|---|----------------------------------|-------------------------------------|
| Circuit | Orritor | Signed |  | Organising Club | Cookstown & District MCC |
| Length(miles) | 2.1000 | | Chief Timekeeper | Race Started | 10:28 |
| Weather | Cloudy, 9°C, 65%RH | Issued At: | 10:40 | Gp Time Diff - b 9.91 / c 22.585 | |
| Track | Dry, 13°C | | | | |



Race Classification

1 114 Alan KENNY

Total Time **9:19.994** Avg Speed **81.001** Behind
 Best Time **1:31.590** Best Speed **82.542** On **6** Gp **a**

| Lap | Elapsed Time | Lap Time | Lap Speed |
|-----|--------------|----------|-----------|
| 1 | 1:39.027 | 1:39.027 | 76.343 |
| 2 | 3:11.748 | 1:32.721 | 81.535 |
| 3 | 4:44.123 | 1:32.375 | 81.840 |
| 4 | 6:16.322 | 1:32.199 | 81.997 |
| 5 | 7:48.404 | 1:32.082 | 82.101 |
| 6 | 9:19.994 | 1:31.590 | 82.542 |

2 115 Damian HORAN

Total Time **9:25.436** Avg Speed **80.221** Behind **5.442**
 Best Time **1:31.688** Best Speed **82.454** On **6** Gp **a**

| Lap | Elapsed Time | Lap Time | Lap Speed |
|-----|--------------|----------|-----------|
| 1 | 1:39.659 | 1:39.659 | 75.859 |
| 2 | 3:12.180 | 1:32.521 | 81.711 |
| 3 | 4:48.348 | 1:36.168 | 78.612 |
| 4 | 6:21.553 | 1:33.205 | 81.112 |
| 5 | 7:53.748 | 1:32.195 | 82.000 |
| 6 | 9:25.436 | 1:31.688 | 82.454 |

3 111 Callum LAIDLAW

Total Time **9:27.605** Avg Speed **79.915** Behind **7.611**
 Best Time **1:32.351** Best Speed **81.862** On **5** Gp **b**

| Lap | Elapsed Time | Lap Time | Lap Speed |
|-----|--------------|----------|-----------|
| 1 | 1:40.023 | 1:40.023 | 75.583 |
| 2 | 3:14.016 | 1:33.993 | 80.432 |
| 3 | 4:48.291 | 1:34.275 | 80.191 |
| 4 | 6:21.378 | 1:33.087 | 81.214 |
| 5 | 7:53.729 | 1:32.351 | 81.862 |
| 6 | 9:27.605 | 1:33.876 | 80.532 |

4 16 Noel BRENNAN

Total Time **9:32.231** Avg Speed **79.269** Behind **12.237**
 Best Time **1:34.042** Best Speed **80.390** On **2** Gp **b**

| Lap | Elapsed Time | Lap Time | Lap Speed |
|-----|--------------|----------|-----------|
| 1 | 1:39.546 | 1:39.546 | 75.945 |
| 2 | 3:13.588 | 1:34.042 | 80.390 |
| 3 | 4:48.957 | 1:35.369 | 79.271 |
| 4 | 6:23.220 | 1:34.263 | 80.201 |
| 5 | 7:57.971 | 1:34.751 | 79.788 |
| 6 | 9:32.231 | 1:34.260 | 80.204 |

Race Classification

5 174 Rodney PATTON

Total Time **9:33.047** Avg Speed **79.156** Behind **13.053**
 Best Time **1:33.545** Best Speed **80.817** On **3** Gp **a**

| Lap | Elapsed Time | Lap Time | Lap Speed |
|-----|--------------|----------|-----------|
| 1 | 1:40.501 | 1:40.501 | 75.223 |
| 2 | 3:14.406 | 1:33.905 | 80.507 |
| 3 | 4:47.951 | 1:33.545 | 80.817 |
| 4 | 6:23.285 | 1:35.334 | 79.300 |
| 5 | 7:59.373 | 1:36.088 | 78.678 |
| 6 | 9:33.047 | 1:33.674 | 80.705 |

6 29 Richard McLOUGHLIN

Total Time **9:33.447** Avg Speed **79.101** Behind **13.453**
 Best Time **1:33.323** Best Speed **81.009** On **5** Gp **c**

| Lap | Elapsed Time | Lap Time | Lap Speed |
|-----|--------------|----------|-----------|
| 1 | 1:41.690 | 1:41.690 | 74.344 |
| 2 | 3:15.159 | 1:33.469 | 80.882 |
| 3 | 4:49.772 | 1:34.613 | 79.904 |
| 4 | 6:25.273 | 1:35.501 | 79.161 |
| 5 | 7:58.596 | 1:33.323 | 81.009 |
| 6 | 9:33.447 | 1:34.851 | 79.704 |

7 12 William MONIE

Total Time **9:35.738** Avg Speed **78.786** Behind **15.744**
 Best Time **1:33.873** Best Speed **80.534** On **3** Gp **c**


| Lap | Elapsed Time | Lap Time | Lap Speed |
|-----|--------------|----------|-----------|
| 1 | 1:43.186 | 1:43.186 | 73.266 |
| 2 | 3:17.890 | 1:34.704 | 79.828 |
| 3 | 4:51.763 | 1:33.873 | 80.534 |
| 4 | 6:26.851 | 1:35.088 | 79.505 |
| 5 | 8:01.735 | 1:34.884 | 79.676 |
| 6 | 9:35.738 | 1:34.003 | 80.423 |

8 43 Robbie LYALL

Total Time **9:36.932** Avg Speed **78.623** Behind **16.938**
 Best Time **1:34.010** Best Speed **80.417** On **4** Gp **a**

| Lap | Elapsed Time | Lap Time | Lap Speed |
|-----|--------------|----------|-----------|
| 1 | 1:42.282 | 1:42.282 | 73.913 |
| 2 | 3:19.224 | 1:36.942 | 77.985 |
| 3 | 4:53.454 | 1:34.230 | 80.229 |
| 4 | 6:27.464 | 1:34.010 | 80.417 |
| 5 | 8:02.582 | 1:35.118 | 79.480 |
| 6 | 9:36.932 | 1:34.350 | 80.127 |





SENIOR SUPPORT

Race 2 - Braeside Bar & Restaurant Senior Support A

Saturday, 28 April 2012

DETAILED RESULT

Race Classification

9 **97 William HARA**
 Total Time **9:37.848** Avg Speed **78.498** Behind **17.854**
 Best Time **1:34.801** Best Speed **79.746** On **3** Gp **a**

| Lap | Elapsed Time | Lap Time | Lap Speed |
|-----|--------------|----------|-----------|
| 1 | 1:42.137 | 1:42.137 | 74.018 |
| 2 | 3:17.349 | 1:35.212 | 79.402 |
| 3 | 4:52.150 | 1:34.801 | 79.746 |
| 4 | 6:27.925 | 1:35.775 | 78.935 |
| 5 | 8:02.968 | 1:35.043 | 79.543 |
| 6 | 9:37.848 | 1:34.880 | 79.680 |

10 **70 Peter WHITESIDE**
 Total Time **9:43.743** Avg Speed **77.705** Behind **23.749**
 Best Time **1:34.979** Best Speed **79.597** On **5** Gp **b**

| Lap | Elapsed Time | Lap Time | Lap Speed |
|-----|--------------|----------|-----------|
| 1 | 1:45.057 | 1:45.057 | 71.961 |
| 2 | 3:21.697 | 1:36.640 | 78.228 |
| 3 | 4:57.334 | 1:35.637 | 79.049 |
| 4 | 6:33.108 | 1:35.774 | 78.936 |
| 5 | 8:08.087 | 1:34.979 | 79.597 |
| 6 | 9:43.743 | 1:35.656 | 79.033 |

11 **95 Robert GORDON**
 Total Time **9:44.352** Avg Speed **77.624** Behind **24.358**
 Best Time **1:34.465** Best Speed **80.030** On **6** Gp **b**

| Lap | Elapsed Time | Lap Time | Lap Speed |
|-----|--------------|----------|-----------|
| 1 | 1:43.919 | 1:43.919 | 72.749 |
| 2 | 3:21.062 | 1:37.143 | 77.823 |
| 3 | 4:58.268 | 1:37.206 | 77.773 |
| 4 | 6:34.086 | 1:35.818 | 78.900 |
| 5 | 8:09.887 | 1:35.801 | 78.914 |
| 6 | 9:44.352 | 1:34.465 | 80.030 |

12 **30 Aron HATCH**
 Total Time **9:44.716** Avg Speed **77.576** Behind **24.722**
 Best Time **1:35.805** Best Speed **78.910** On **2** Gp **a**

| Lap | Elapsed Time | Lap Time | Lap Speed |
|-----|--------------|----------|-----------|
| 1 | 1:43.116 | 1:43.116 | 73.315 |
| 2 | 3:18.921 | 1:35.805 | 78.910 |
| 3 | 4:55.530 | 1:36.609 | 78.254 |
| 4 | 6:31.619 | 1:36.089 | 78.677 |
| 5 | 8:07.603 | 1:35.984 | 78.763 |
| 6 | 9:44.716 | 1:37.113 | 77.847 |

Race Classification

13 **106 Bernard DALY**
 Total Time **9:45.980** Avg Speed **77.409** Behind **25.986**
 Best Time **1:35.203** Best Speed **79.409** On **6** Gp **a**

| Lap | Elapsed Time | Lap Time | Lap Speed |
|-----|--------------|----------|-----------|
| 1 | 1:44.663 | 1:44.663 | 72.232 |
| 2 | 3:22.495 | 1:37.832 | 77.275 |
| 3 | 4:58.633 | 1:36.138 | 78.637 |
| 4 | 6:34.714 | 1:36.081 | 78.684 |
| 5 | 8:10.777 | 1:36.063 | 78.698 |
| 6 | 9:45.980 | 1:35.203 | 79.409 |

14 **50 Peter O'FLAHERTY**
 Total Time **9:46.047** Avg Speed **77.400** Behind **26.053**
 Best Time **1:35.593** Best Speed **79.085** On **6** Gp **b**


| Lap | Elapsed Time | Lap Time | Lap Speed |
|-----|--------------|----------|-----------|
| 1 | 1:43.353 | 1:43.353 | 73.147 |
| 2 | 3:19.709 | 1:36.356 | 78.459 |
| 3 | 4:56.529 | 1:36.820 | 78.083 |
| 4 | 6:32.973 | 1:36.444 | 78.387 |
| 5 | 8:10.454 | 1:37.481 | 77.554 |
| 6 | 9:46.047 | 1:35.593 | 79.085 |

15 **21 Roy SCOTT**
 Total Time **9:46.946** Avg Speed **77.281** Behind **26.952**
 Best Time **1:35.746** Best Speed **78.959** On **6** Gp **c**

| Lap | Elapsed Time | Lap Time | Lap Speed |
|-----|--------------|----------|-----------|
| 1 | 1:42.977 | 1:42.977 | 73.414 |
| 2 | 3:20.246 | 1:37.269 | 77.723 |
| 3 | 4:57.432 | 1:37.186 | 77.789 |
| 4 | 6:34.827 | 1:37.395 | 77.622 |
| 5 | 8:11.200 | 1:36.373 | 78.445 |
| 6 | 9:46.946 | 1:35.746 | 78.959 |

16 **92 Noel CARROLL**
 Total Time **9:47.552** Avg Speed **77.202** Behind **27.558**
 Best Time **1:35.359** Best Speed **79.279** On **3** Gp **c**

| Lap | Elapsed Time | Lap Time | Lap Speed |
|-----|--------------|----------|-----------|
| 1 | 1:46.126 | 1:46.126 | 71.236 |
| 2 | 3:23.494 | 1:37.368 | 77.644 |
| 3 | 4:58.853 | 1:35.359 | 79.279 |
| 4 | 6:35.356 | 1:36.503 | 78.340 |
| 5 | 8:11.617 | 1:36.261 | 78.536 |
| 6 | 9:47.552 | 1:35.935 | 78.803 |



SENIOR SUPPORT

Race 2 - Braeside Bar & Restaurant Senior Support A

Saturday, 28 April 2012

DETAILED RESULT

Race Classification

17 **6 Neil VICARS**

Total Time **9:51.094** Avg Speed **76.739** Behind **31.100**
 Best Time **1:36.496** Best Speed **78.345** On **6** Gp **c**

| Lap | Elapsed Time | Lap Time | Lap Speed |
|-----|--------------|----------|-----------|
| 1 | 1:45.685 | 1:45.685 | 71.533 |
| 2 | 3:23.238 | 1:37.553 | 77.496 |
| 3 | 5:00.160 | 1:36.922 | 78.001 |
| 4 | 6:37.475 | 1:37.315 | 77.686 |
| 5 | 8:14.598 | 1:37.123 | 77.839 |
| 6 | 9:51.094 | 1:36.496 | 78.345 |

18 **8 Mark LARKIN**

Total Time **9:53.328** Avg Speed **76.450** Behind **33.334**
 Best Time **1:35.892** Best Speed **78.839** On **4** Gp **b**

| Lap | Elapsed Time | Lap Time | Lap Speed |
|-----|--------------|----------|-----------|
| 1 | 1:43.246 | 1:43.246 | 73.223 |
| 2 | 3:24.981 | 1:41.735 | 74.311 |
| 3 | 5:01.889 | 1:36.908 | 78.012 |
| 4 | 6:37.781 | 1:35.892 | 78.839 |
| 5 | 8:15.065 | 1:37.284 | 77.711 |
| 6 | 9:53.328 | 1:38.263 | 76.936 |

19 **11 John CAHILL**

Total Time **9:54.623** Avg Speed **76.284** Behind **34.629**
 Best Time **1:37.350** Best Speed **77.658** On **6** Gp **b**

| Lap | Elapsed Time | Lap Time | Lap Speed |
|-----|--------------|----------|-----------|
| 1 | 1:45.327 | 1:45.327 | 71.776 |
| 2 | 3:23.716 | 1:38.389 | 76.838 |
| 3 | 5:01.079 | 1:37.363 | 77.648 |
| 4 | 6:39.277 | 1:38.198 | 76.987 |
| 5 | 8:17.273 | 1:37.996 | 77.146 |
| 6 | 9:54.623 | 1:37.350 | 77.658 |

20 **87 Ian SIMPSON**

Total Time **9:54.802** Avg Speed **76.261** Behind **34.808**
 Best Time **1:37.020** Best Speed **77.922** On **5** Gp **c**

| Lap | Elapsed Time | Lap Time | Lap Speed |
|-----|--------------|----------|-----------|
| 1 | 1:46.940 | 1:46.940 | 70.694 |
| 2 | 3:24.150 | 1:37.210 | 77.770 |
| 3 | 5:01.267 | 1:37.117 | 77.844 |
| 4 | 6:38.785 | 1:37.518 | 77.524 |
| 5 | 8:15.805 | 1:37.020 | 77.922 |
| 6 | 9:54.802 | 1:38.997 | 76.366 |

Race Classification

21 **54 Stephen McKEEVER**

Total Time **10:13.980** Avg Speed **73.879** Behind **53.986**
 Best Time **1:37.347** Best Speed **77.660** On **3** Gp **c**

| Lap | Elapsed Time | Lap Time | Lap Speed |
|-----|--------------|----------|-----------|
| 1 | 1:45.856 | 1:45.856 | 71.418 |
| 2 | 3:41.290 | 1:55.434 | 65.492 |
| 3 | 5:18.637 | 1:37.347 | 77.660 |
| 4 | 6:56.604 | 1:37.967 | 77.169 |
| 5 | 8:35.436 | 1:38.832 | 76.493 |
| 6 | 10:13.980 | 1:38.544 | 76.717 |

Not Classified

DNF **78 Mark SHIELS**

Total Time **5:02.338** Avg Speed **75.015** Behind **3 Laps**
 Best Time **1:37.235** Best Speed **77.750** On **3** Gp **b**


| Lap | Elapsed Time | Lap Time | Lap Speed |
|-----|--------------|----------|-----------|
| 1 | 1:46.084 | 1:46.084 | 71.264 |
| 2 | 3:25.103 | 1:39.019 | 76.349 |
| 3 | 5:02.338 | 1:37.235 | 77.750 |

KDM Hire Cookstown 100

SENIOR SUPPORT

Race 2 - Braeside Bar & Restaurant Senior Support A

LAP CHART



| 1 | | | | | 3 | | | | | 5 | | | | |
|-----|--------------------|---|--------------|----------|-----|--------------------|---|--------------|----------|-----|--------------------|---|--------------|----------|
| No | Name | G | Elapsed Time | Lap Time | No | Name | G | Elapsed Time | Lap Time | No | Name | G | Elapsed Time | Lap Time |
| 114 | Alan KENNY | a | 1:39.027 | 1:39.027 | 114 | Alan KENNY | a | 4:44.123 | 1:32.375 | 114 | Alan KENNY | a | 7:48.404 | 1:32.082 |
| 16 | Noel BRENNAN | b | 1:39.546 | 1:39.546 | 174 | Rodney PATTON | a | 4:47.951 | 1:33.545 | 111 | Callum LAIDLAW | b | 7:53.729 | 1:32.351 |
| 115 | Damian HORAN | a | 1:39.659 | 1:39.659 | 111 | Callum LAIDLAW | b | 4:48.291 | 1:34.275 | 115 | Damian HORAN | a | 7:53.748 | 1:32.195 |
| 111 | Callum LAIDLAW | b | 1:40.023 | 1:40.023 | 115 | Damian HORAN | a | 4:48.348 | 1:36.168 | 16 | Noel BRENNAN | b | 7:57.971 | 1:34.751 |
| 174 | Rodney PATTON | a | 1:40.501 | 1:40.501 | 16 | Noel BRENNAN | b | 4:48.957 | 1:35.369 | 29 | Richard McLoughlin | c | 7:58.596 | 1:33.323 |
| 29 | Richard McLoughlin | c | 1:41.690 | 1:41.690 | 29 | Richard McLoughlin | c | 4:49.772 | 1:34.613 | 174 | Rodney PATTON | a | 7:59.373 | 1:36.088 |
| 97 | William HARA | a | 1:42.137 | 1:42.137 | 12 | William MONIE | c | 4:51.763 | 1:33.873 | 12 | William MONIE | c | 8:01.735 | 1:34.884 |
| 43 | Robbie LYALL | a | 1:42.282 | 1:42.282 | 97 | William HARA | a | 4:52.150 | 1:34.801 | 43 | Robbie LYALL | a | 8:02.582 | 1:35.118 |
| 21 | Roy SCOTT | c | 1:42.977 | 1:42.977 | 43 | Robbie LYALL | a | 4:53.454 | 1:34.230 | 97 | William HARA | a | 8:02.968 | 1:35.043 |
| 30 | Aron HATCH | a | 1:43.116 | 1:43.116 | 30 | Aron HATCH | a | 4:55.530 | 1:36.609 | 30 | Aron HATCH | a | 8:07.603 | 1:35.984 |
| 12 | William MONIE | c | 1:43.186 | 1:43.186 | 50 | Peter O'FLAHERTY | b | 4:56.529 | 1:36.820 | 70 | Peter WHITESIDE | b | 8:08.087 | 1:34.979 |
| 8 | Mark LARKIN | b | 1:43.246 | 1:43.246 | 70 | Peter WHITESIDE | b | 4:57.334 | 1:35.637 | 95 | Robert GORDON | b | 8:09.887 | 1:35.801 |
| 50 | Peter O'FLAHERTY | b | 1:43.353 | 1:43.353 | 21 | Roy SCOTT | c | 4:57.432 | 1:37.186 | 50 | Peter O'FLAHERTY | b | 8:10.454 | 1:37.481 |
| 95 | Robert GORDON | b | 1:43.919 | 1:43.919 | 95 | Robert GORDON | b | 4:58.268 | 1:37.206 | 106 | Bernard DALY | a | 8:10.777 | 1:36.063 |
| 106 | Bernard DALY | a | 1:44.663 | 1:44.663 | 106 | Bernard DALY | a | 4:58.633 | 1:36.138 | 21 | Roy SCOTT | c | 8:11.200 | 1:36.373 |
| 70 | Peter WHITESIDE | b | 1:45.057 | 1:45.057 | 92 | Noel CARROLL | c | 4:58.853 | 1:35.359 | 92 | Noel CARROLL | c | 8:11.617 | 1:36.261 |
| 11 | John CAHILL | b | 1:45.327 | 1:45.327 | 6 | Neil VICARS | c | 5:00.160 | 1:36.922 | 6 | Neil VICARS | c | 8:14.598 | 1:37.123 |
| 6 | Neil VICARS | c | 1:45.685 | 1:45.685 | 11 | John CAHILL | b | 5:01.079 | 1:37.363 | 8 | Mark LARKIN | b | 8:15.065 | 1:37.284 |
| 54 | Stephen McKEEVER | c | 1:45.856 | 1:45.856 | 87 | Ian SIMPSON | c | 5:01.267 | 1:37.117 | 87 | Ian SIMPSON | c | 8:15.805 | 1:37.020 |
| 78 | Mark SHIELS | b | 1:46.084 | 1:46.084 | 8 | Mark LARKIN | b | 5:01.889 | 1:36.908 | 11 | John CAHILL | b | 8:17.273 | 1:37.996 |
| 92 | Noel CARROLL | c | 1:46.126 | 1:46.126 | 78 | Mark SHIELS | b | 5:02.338 | 1:37.235 | 54 | Stephen McKEEVER | c | 8:35.436 | 1:38.832 |
| 87 | Ian SIMPSON | c | 1:46.940 | 1:46.940 | 54 | Stephen McKEEVER | c | 5:18.637 | 1:37.347 | | | | | |

| 2 | | | | | 4 | | | | | 6 | | | | |
|-----|--------------------|---|--------------|----------|-----|--------------------|---|--------------|----------|-----|--------------------|---|--------------|----------|
| No | Name | G | Elapsed Time | Lap Time | No | Name | G | Elapsed Time | Lap Time | No | Name | G | Elapsed Time | Lap Time |
| 114 | Alan KENNY | a | 3:11.748 | 1:32.721 | 114 | Alan KENNY | a | 6:16.322 | 1:32.199 | 114 | Alan KENNY | a | 9:19.994 | 1:31.590 |
| 115 | Damian HORAN | a | 3:12.180 | 1:32.521 | 111 | Callum LAIDLAW | b | 6:21.378 | 1:33.087 | 115 | Damian HORAN | a | 9:25.436 | 1:31.688 |
| 16 | Noel BRENNAN | b | 3:13.588 | 1:34.042 | 115 | Damian HORAN | a | 6:21.553 | 1:33.205 | 111 | Callum LAIDLAW | b | 9:27.605 | 1:33.876 |
| 111 | Callum LAIDLAW | b | 3:14.016 | 1:33.993 | 16 | Noel BRENNAN | b | 6:23.220 | 1:34.263 | 16 | Noel BRENNAN | b | 9:32.231 | 1:34.260 |
| 174 | Rodney PATTON | a | 3:14.406 | 1:33.905 | 174 | Rodney PATTON | a | 6:23.285 | 1:35.334 | 174 | Rodney PATTON | a | 9:33.047 | 1:33.674 |
| 29 | Richard McLoughlin | c | 3:15.159 | 1:33.469 | 29 | Richard McLoughlin | c | 6:25.273 | 1:35.501 | 29 | Richard McLoughlin | c | 9:33.447 | 1:34.851 |
| 97 | William HARA | a | 3:17.349 | 1:35.212 | 12 | William MONIE | c | 6:26.851 | 1:35.088 | 12 | William MONIE | c | 9:35.738 | 1:34.003 |
| 12 | William MONIE | c | 3:17.890 | 1:34.704 | 43 | Robbie LYALL | a | 6:27.464 | 1:34.010 | 43 | Robbie LYALL | a | 9:36.932 | 1:34.350 |
| 30 | Aron HATCH | a | 3:18.921 | 1:35.805 | 97 | William HARA | a | 6:27.925 | 1:35.775 | 97 | William HARA | a | 9:37.848 | 1:34.880 |
| 43 | Robbie LYALL | a | 3:19.224 | 1:36.942 | 30 | Aron HATCH | a | 6:31.619 | 1:36.089 | 70 | Peter WHITESIDE | b | 9:43.743 | 1:35.656 |
| 50 | Peter O'FLAHERTY | b | 3:19.709 | 1:36.356 | 50 | Peter O'FLAHERTY | b | 6:32.973 | 1:36.444 | 95 | Robert GORDON | b | 9:44.352 | 1:34.465 |
| 21 | Roy SCOTT | c | 3:20.246 | 1:37.269 | 70 | Peter WHITESIDE | b | 6:33.108 | 1:35.774 | 30 | Aron HATCH | a | 9:44.716 | 1:37.113 |
| 95 | Robert GORDON | b | 3:21.062 | 1:37.143 | 95 | Robert GORDON | b | 6:34.086 | 1:35.818 | 106 | Bernard DALY | a | 9:45.980 | 1:35.203 |
| 70 | Peter WHITESIDE | b | 3:21.697 | 1:36.640 | 106 | Bernard DALY | a | 6:34.714 | 1:36.081 | 50 | Peter O'FLAHERTY | b | 9:46.047 | 1:35.593 |
| 106 | Bernard DALY | a | 3:22.495 | 1:37.832 | 21 | Roy SCOTT | c | 6:34.827 | 1:37.395 | 21 | Roy SCOTT | c | 9:46.946 | 1:35.746 |
| 6 | Neil VICARS | c | 3:23.238 | 1:37.553 | 92 | Noel CARROLL | c | 6:35.356 | 1:36.503 | 92 | Noel CARROLL | c | 9:47.552 | 1:35.935 |
| 92 | Noel CARROLL | c | 3:23.494 | 1:37.368 | 6 | Neil VICARS | c | 6:37.475 | 1:37.315 | 6 | Neil VICARS | c | 9:51.094 | 1:36.496 |
| 11 | John CAHILL | b | 3:23.716 | 1:38.389 | 8 | Mark LARKIN | b | 6:37.781 | 1:35.892 | 8 | Mark LARKIN | b | 9:53.328 | 1:38.263 |
| 87 | Ian SIMPSON | c | 3:24.150 | 1:37.210 | 87 | Ian SIMPSON | c | 6:38.785 | 1:37.518 | 11 | John CAHILL | b | 9:54.623 | 1:37.350 |
| 8 | Mark LARKIN | b | 3:24.981 | 1:41.735 | 11 | John CAHILL | b | 6:39.277 | 1:38.198 | 87 | Ian SIMPSON | c | 9:54.802 | 1:38.997 |
| 78 | Mark SHIELS | b | 3:25.103 | 1:39.019 | 54 | Stephen McKEEVER | c | 6:56.604 | 1:37.967 | 54 | Stephen McKEEVER | c | 10:13.980 | 1:38.544 |
| 54 | Stephen McKEEVER | c | 3:41.290 | 1:55.434 | | | | | | | | | | |

KDM Hire Cookstown 100

SENIOR SUPPORT

Race 3 - Springhill Car Body Repairs Senior Support B

Saturday, 28 April 2012



| Pos | Class | No | Name | Machine / Sponsor | Gp | Laps | Total Time | Behind | Speed | -----Best Lap----- | | |
|----------------------------|-------|-----|-------------------|------------------------------|----|------|------------|--------|--------|--------------------|--------|----|
| | | | | | | | | | | Time | Speed | On |
| Race Classification | | | | | | | | | | | | |
| 1 | SSEN | 15 | Paul MAXWELL | Yamaha 600 | a | 5 | 8:19.067 | | 75.741 | 1:37.157 | 77.812 | 5 |
| 2 | SSEN | 911 | Adam SHERIFF | Yamaha 600 | a | 5 | 8:19.254 | 0.187 | 75.713 | 1:37.209 | 77.771 | 5 |
| 3 | SSEN | 39 | Oliver DUPUY | Yamaha 600 | b | 5 | 8:25.245 | 6.178 | 74.815 | 1:38.992 | 76.370 | 4 |
| 4 | SSEN | 60 | George SCOTT | Honda 600 | a | 5 | 8:27.233 | 8.166 | 74.522 | 1:38.821 | 76.502 | 4 |
| 5 | SSEN | 38 | Derek WILKIE | Kawasaki 600 | b | 5 | 8:32.688 | 13.621 | 73.729 | 1:40.313 | 75.364 | 5 |
| 6 | SSEN | 81 | Julian KIRK | Yamaha 600 | a | 5 | 8:36.078 | 17.011 | 73.245 | 1:40.694 | 75.079 | 4 |
| 7 | SSEN | 57 | Adrian LOGUE | Suzuki 750 | b | 5 | 8:37.179 | 18.112 | 73.089 | 1:40.155 | 75.483 | 4 |
| 8 | SSEN | 46 | Stephen WILSON | Suzuki 750 | b | 5 | 8:48.470 | 29.403 | 71.527 | 1:43.166 | 73.280 | 3 |
| 9 | SSEN | 192 | Michael LARKIN | Suzuki 750 | a | 5 | 8:48.621 | 29.554 | 71.507 | 1:42.241 | 73.943 | 2 |
| 10 | SSEN | 32 | Aaron BOYD | Suzuki 600 - Team Miserable | b | 5 | 9:05.789 | 46.722 | 69.258 | 1:46.930 | 70.700 | 2 |
| 11 | SSEN | 59 | Paul SIMPSON | Suzuki 750 | b | 5 | 9:13.177 | 54.110 | 68.333 | 1:47.495 | 70.329 | 2 |
| 12 | SSEN | 34 | Yvonne MONTGOMERY | Suzuki 600 | b | 5 | 9:13.316 | 54.249 | 68.315 | 1:48.423 | 69.727 | 5 |
| 13 | SSEN | 19 | Stephen BEATTIE | Triumph 675 - CB Car Parking | c | 5 | 9:13.750 | 54.683 | 68.262 | 1:47.396 | 70.394 | 4 |
| 14 | SSEN | 18 | Stuart ROBB | Honda 600 - Moto World | b | 5 | 9:14.437 | 55.370 | 68.177 | 1:48.185 | 69.880 | 5 |

Fastest Lap


| | | | | | | | | | | | | |
|------|----|--------------|------------|---|--|--|--|--|--|----------|--------|---|
| SSEN | 15 | Paul MAXWELL | Yamaha 600 | a | | | | | | 1:37.157 | 77.812 | 5 |
|------|----|--------------|------------|---|--|--|--|--|--|----------|--------|---|

Not Classified

| | | | | | | | | | | | | |
|-----|------|----|---------------|------------|---|---|----------|-------|--------|----------|--------|---|
| DNF | SSEN | 14 | Rodney LITTLE | Yamaha 600 | a | 4 | 6:44.963 | 1 Lap | 74.673 | 1:39.343 | 76.100 | 3 |
|-----|------|----|---------------|------------|---|---|----------|-------|--------|----------|--------|---|

Provisional result to be confirmed by the Stewards of the Meeting subject to completion of technical inspections & the time limit for protests

Page 1 / 1

| | | | | | |
|---------------|---------------------------|------------|---|------------------|-------------------------------------|
| Circuit | Orritor | Signed |  | Organising Club | Cookstown & District MCC |
| Length(miles) | 2.1000 | | Chief Timekeeper | Race Started | 11:48 |
| Weather | Cloudy, 9°C, 59%RH | Issued At: | 11:59 | Gp Time Diff - b | 11.57 / c 11.57 |
| Track | Dry, 15°C | | | | |



MCUI Ulster
Centre Timing
powered by
e-Laps timing software

www.elaps-timing.com





SENIOR SUPPORT

Race 3 - Springhill Car Body Repairs Senior Support B

Saturday, 28 April 2012

DETAILED RESULT

Race Classification

1 15 Paul MAXWELL

Total Time **8:19.067** Avg Speed **75.741** Behind
 Best Time **1:37.157** Best Speed **77.812** On **5** Gp **a**

| Lap | Elapsed Time | Lap Time | Lap Speed |
|-----|--------------|----------|-----------|
| 1 | 1:44.661 | 1:44.661 | 72.233 |
| 2 | 3:23.927 | 1:39.266 | 76.159 |
| 3 | 5:03.254 | 1:39.327 | 76.112 |
| 4 | 6:41.910 | 1:38.656 | 76.630 |
| 5 | 8:19.067 | 1:37.157 | 77.812 |

2 911 Adam SHERIFF

Total Time **8:19.254** Avg Speed **75.713** Behind **0.187**
 Best Time **1:37.209** Best Speed **77.771** On **5** Gp **a**

| Lap | Elapsed Time | Lap Time | Lap Speed |
|-----|--------------|----------|-----------|
| 1 | 1:44.840 | 1:44.840 | 72.110 |
| 2 | 3:24.070 | 1:39.230 | 76.187 |
| 3 | 5:03.383 | 1:39.313 | 76.123 |
| 4 | 6:42.045 | 1:38.662 | 76.625 |
| 5 | 8:19.254 | 1:37.209 | 77.771 |

3 39 Oliver DUPUY

Total Time **8:25.245** Avg Speed **74.815** Behind **6.178**
 Best Time **1:38.992** Best Speed **76.370** On **4** Gp **b**

| Lap | Elapsed Time | Lap Time | Lap Speed |
|-----|--------------|----------|-----------|
| 1 | 1:46.162 | 1:46.162 | 71.212 |
| 2 | 3:25.934 | 1:39.772 | 75.773 |
| 3 | 5:05.532 | 1:39.598 | 75.905 |
| 4 | 6:44.524 | 1:38.992 | 76.370 |
| 5 | 8:25.245 | 1:40.721 | 75.059 |

4 60 George SCOTT

Total Time **8:27.233** Avg Speed **74.522** Behind **8.166**
 Best Time **1:38.821** Best Speed **76.502** On **4** Gp **a**

| Lap | Elapsed Time | Lap Time | Lap Speed |
|-----|--------------|----------|-----------|
| 1 | 1:47.890 | 1:47.890 | 70.071 |
| 2 | 3:29.193 | 1:41.303 | 74.628 |
| 3 | 5:08.623 | 1:39.430 | 76.033 |
| 4 | 6:47.444 | 1:38.821 | 76.502 |
| 5 | 8:27.233 | 1:39.789 | 75.760 |

Race Classification

5 38 Derek WILKIE

Total Time **8:32.688** Avg Speed **73.729** Behind **13.621**
 Best Time **1:40.313** Best Speed **75.364** On **5** Gp **b**

| Lap | Elapsed Time | Lap Time | Lap Speed |
|-----|--------------|----------|-----------|
| 1 | 1:47.705 | 1:47.705 | 70.192 |
| 2 | 3:29.461 | 1:41.756 | 74.295 |
| 3 | 5:10.188 | 1:40.727 | 75.054 |
| 4 | 6:52.375 | 1:42.187 | 73.982 |
| 5 | 8:32.688 | 1:40.313 | 75.364 |

6 81 Julian KIRK

Total Time **8:36.078** Avg Speed **73.245** Behind **17.011**
 Best Time **1:40.694** Best Speed **75.079** On **4** Gp **a**

| Lap | Elapsed Time | Lap Time | Lap Speed |
|-----|--------------|----------|-----------|
| 1 | 1:47.577 | 1:47.577 | 70.275 |
| 2 | 3:28.965 | 1:41.388 | 74.565 |
| 3 | 5:11.945 | 1:42.980 | 73.412 |
| 4 | 6:52.639 | 1:40.694 | 75.079 |
| 5 | 8:36.078 | 1:43.439 | 73.087 |

7 57 Adrian LOGUE


Total Time **8:37.179** Avg Speed **73.089** Behind **18.112**
 Best Time **1:40.155** Best Speed **75.483** On **4** Gp **b**

| Lap | Elapsed Time | Lap Time | Lap Speed |
|-----|--------------|----------|-----------|
| 1 | 1:54.058 | 1:54.058 | 66.282 |
| 2 | 3:36.073 | 1:42.015 | 74.107 |
| 3 | 5:16.356 | 1:40.283 | 75.387 |
| 4 | 6:56.511 | 1:40.155 | 75.483 |
| 5 | 8:37.179 | 1:40.668 | 75.098 |

8 46 Stephen WILSON

Total Time **8:48.470** Avg Speed **71.527** Behind **29.403**
 Best Time **1:43.166** Best Speed **73.280** On **3** Gp **b**

| Lap | Elapsed Time | Lap Time | Lap Speed |
|-----|--------------|----------|-----------|
| 1 | 1:53.781 | 1:53.781 | 66.443 |
| 2 | 3:38.433 | 1:44.652 | 72.239 |
| 3 | 5:21.599 | 1:43.166 | 73.280 |
| 4 | 7:04.815 | 1:43.216 | 73.244 |
| 5 | 8:48.470 | 1:43.655 | 72.934 |



SENIOR SUPPORT

Race 3 - Springhill Car Body Repairs Senior Support B

Saturday, 28 April 2012

DETAILED RESULT

Race Classification

9 192 Michael LARKIN

Total Time **8:48.621** Avg Speed **71.507** Behind **29.554**

Best Time **1:42.241** Best Speed **73.943** On **2** Gp **a**

| Lap | Elapsed Time | Lap Time | Lap Speed |
|-----|--------------|----------|-----------|
| 1 | 1:50.268 | 1:50.268 | 68.560 |
| 2 | 3:32.509 | 1:42.241 | 73.943 |
| 3 | 5:18.144 | 1:45.635 | 71.567 |
| 4 | 7:03.736 | 1:45.592 | 71.596 |
| 5 | 8:48.621 | 1:44.885 | 72.079 |

10 32 Aaron BOYD

Total Time **9:05.789** Avg Speed **69.258** Behind **46.722**

Best Time **1:46.930** Best Speed **70.700** On **2** Gp **b**

| Lap | Elapsed Time | Lap Time | Lap Speed |
|-----|--------------|----------|-----------|
| 1 | 1:55.187 | 1:55.187 | 65.632 |
| 2 | 3:42.117 | 1:46.930 | 70.700 |
| 3 | 5:29.704 | 1:47.587 | 70.269 |
| 4 | 7:17.116 | 1:47.412 | 70.383 |
| 5 | 9:05.789 | 1:48.673 | 69.566 |

11 59 Paul SIMPSON

Total Time **9:13.177** Avg Speed **68.333** Behind **54.110**

Best Time **1:47.495** Best Speed **70.329** On **2** Gp **b**

| Lap | Elapsed Time | Lap Time | Lap Speed |
|-----|--------------|----------|-----------|
| 1 | 1:57.493 | 1:57.493 | 64.344 |
| 2 | 3:44.988 | 1:47.495 | 70.329 |
| 3 | 5:33.586 | 1:48.598 | 69.615 |
| 4 | 7:23.272 | 1:49.686 | 68.924 |
| 5 | 9:13.177 | 1:49.905 | 68.787 |

12 34 Yvonne MONTGOMERY

Total Time **9:13.316** Avg Speed **68.315** Behind **54.249**

Best Time **1:48.423** Best Speed **69.727** On **5** Gp **b**

| Lap | Elapsed Time | Lap Time | Lap Speed |
|-----|--------------|----------|-----------|
| 1 | 1:53.545 | 1:53.545 | 66.582 |
| 2 | 3:43.587 | 1:50.042 | 68.701 |
| 3 | 5:34.647 | 1:51.060 | 68.071 |
| 4 | 7:24.893 | 1:50.246 | 68.574 |
| 5 | 9:13.316 | 1:48.423 | 69.727 |

Race Classification

13 19 Stephen BEATTIE

Total Time **9:13.750** Avg Speed **68.262** Behind **54.683**

Best Time **1:47.396** Best Speed **70.394** On **4** Gp **c**

| Lap | Elapsed Time | Lap Time | Lap Speed |
|-----|--------------|----------|-----------|
| 1 | 1:57.770 | 1:57.770 | 64.193 |
| 2 | 3:48.543 | 1:50.773 | 68.248 |
| 3 | 5:36.353 | 1:47.810 | 70.123 |
| 4 | 7:23.749 | 1:47.396 | 70.394 |
| 5 | 9:13.750 | 1:50.001 | 68.727 |

14 18 Stuart ROBB

Total Time **9:14.437** Avg Speed **68.177** Behind **55.370**

Best Time **1:48.185** Best Speed **69.880** On **5** Gp **b**

| Lap | Elapsed Time | Lap Time | Lap Speed |
|-----|--------------|----------|-----------|
| 1 | 1:56.966 | 1:56.966 | 64.634 |
| 2 | 3:48.236 | 1:51.270 | 67.943 |
| 3 | 5:37.703 | 1:49.467 | 69.062 |
| 4 | 7:26.252 | 1:48.549 | 69.646 |
| 5 | 9:14.437 | 1:48.185 | 69.880 |


Not Classified

DNF 14 Rodney LITTLE

Total Time **6:44.963** Avg Speed **74.673** Behind **1 Lap**

Best Time **1:39.343** Best Speed **76.100** On **3** Gp **a**

| Lap | Elapsed Time | Lap Time | Lap Speed |
|-----|--------------|----------|-----------|
| 1 | 1:46.082 | 1:46.082 | 71.266 |
| 2 | 3:26.191 | 1:40.109 | 75.518 |
| 3 | 5:05.534 | 1:39.343 | 76.100 |
| 4 | 6:44.963 | 1:39.429 | 76.034 |



| 1 | | | | | 3 | | | | | 5 | | | | |
|-----|-------------------|---|--------------|----------|-----|-------------------|---|--------------|----------|-----|-------------------|---|--------------|----------|
| No | Name | G | Elapsed Time | Lap Time | No | Name | G | Elapsed Time | Lap Time | No | Name | G | Elapsed Time | Lap Time |
| 15 | Paul MAXWELL | a | 1:44.661 | 1:44.661 | 15 | Paul MAXWELL | a | 5:03.254 | 1:39.327 | 15 | Paul MAXWELL | a | 8:19.067 | 1:37.157 |
| 911 | Adam SHERIFF | a | 1:44.840 | 1:44.840 | 911 | Adam SHERIFF | a | 5:03.383 | 1:39.313 | 911 | Adam SHERIFF | a | 8:19.254 | 1:37.209 |
| 14 | Rodney LITTLE | a | 1:46.082 | 1:46.082 | 39 | Oliver DUPUY | b | 5:05.532 | 1:39.598 | 39 | Oliver DUPUY | b | 8:25.245 | 1:40.721 |
| 39 | Oliver DUPUY | b | 1:46.162 | 1:46.162 | 14 | Rodney LITTLE | a | 5:05.534 | 1:39.343 | 60 | George SCOTT | a | 8:27.233 | 1:39.789 |
| 81 | Julian KIRK | a | 1:47.577 | 1:47.577 | 60 | George SCOTT | a | 5:08.623 | 1:39.430 | 38 | Derek WILKIE | b | 8:32.688 | 1:40.313 |
| 38 | Derek WILKIE | b | 1:47.705 | 1:47.705 | 38 | Derek WILKIE | b | 5:10.188 | 1:40.727 | 81 | Julian KIRK | a | 8:36.078 | 1:43.439 |
| 60 | George SCOTT | a | 1:47.890 | 1:47.890 | 81 | Julian KIRK | a | 5:11.945 | 1:42.980 | 57 | Adrian LOGUE | b | 8:37.179 | 1:40.668 |
| 192 | Michael LARKIN | a | 1:50.268 | 1:50.268 | 57 | Adrian LOGUE | b | 5:16.356 | 1:40.283 | 46 | Stephen WILSON | b | 8:48.470 | 1:43.655 |
| 34 | Yvonne MONTGOMERY | b | 1:53.545 | 1:53.545 | 192 | Michael LARKIN | a | 5:18.144 | 1:45.635 | 192 | Michael LARKIN | a | 8:48.621 | 1:44.885 |
| 46 | Stephen WILSON | b | 1:53.781 | 1:53.781 | 46 | Stephen WILSON | b | 5:21.599 | 1:43.166 | 32 | Aaron BOYD | b | 9:05.789 | 1:48.673 |
| 57 | Adrian LOGUE | b | 1:54.058 | 1:54.058 | 32 | Aaron BOYD | b | 5:29.704 | 1:47.587 | 59 | Paul SIMPSON | b | 9:13.177 | 1:49.905 |
| 32 | Aaron BOYD | b | 1:55.187 | 1:55.187 | 59 | Paul SIMPSON | b | 5:33.586 | 1:48.598 | 34 | Yvonne MONTGOMERY | b | 9:13.316 | 1:48.423 |
| 18 | Stuart ROBB | b | 1:56.966 | 1:56.966 | 34 | Yvonne MONTGOMERY | b | 5:34.647 | 1:51.060 | 19 | Stephen BEATTIE | c | 9:13.750 | 1:50.001 |
| 59 | Paul SIMPSON | b | 1:57.493 | 1:57.493 | 19 | Stephen BEATTIE | c | 5:36.353 | 1:47.810 | 18 | Stuart ROBB | b | 9:14.437 | 1:48.185 |
| 19 | Stephen BEATTIE | c | 1:57.770 | 1:57.770 | 18 | Stuart ROBB | b | 5:37.703 | 1:49.467 | | | | | |

| 2 | | | | | 4 | | | | |
|-----|-------------------|---|--------------|----------|-----|-------------------|---|--------------|----------|
| No | Name | G | Elapsed Time | Lap Time | No | Name | G | Elapsed Time | Lap Time |
| 15 | Paul MAXWELL | a | 3:23.927 | 1:39.266 | 15 | Paul MAXWELL | a | 6:41.910 | 1:38.656 |
| 911 | Adam SHERIFF | a | 3:24.070 | 1:39.230 | 911 | Adam SHERIFF | a | 6:42.045 | 1:38.662 |
| 39 | Oliver DUPUY | b | 3:25.934 | 1:39.772 | 39 | Oliver DUPUY | b | 6:44.524 | 1:38.992 |
| 14 | Rodney LITTLE | a | 3:26.191 | 1:40.109 | 14 | Rodney LITTLE | a | 6:44.963 | 1:39.429 |
| 81 | Julian KIRK | a | 3:28.965 | 1:41.388 | 60 | George SCOTT | a | 6:47.444 | 1:38.821 |
| 60 | George SCOTT | a | 3:29.193 | 1:41.303 | 38 | Derek WILKIE | b | 6:52.375 | 1:42.187 |
| 38 | Derek WILKIE | b | 3:29.461 | 1:41.756 | 81 | Julian KIRK | a | 6:52.639 | 1:40.694 |
| 192 | Michael LARKIN | a | 3:32.509 | 1:42.241 | 57 | Adrian LOGUE | b | 6:56.511 | 1:40.155 |
| 57 | Adrian LOGUE | b | 3:36.073 | 1:42.015 | 192 | Michael LARKIN | a | 7:03.736 | 1:45.592 |
| 46 | Stephen WILSON | b | 3:38.433 | 1:44.652 | 46 | Stephen WILSON | b | 7:04.815 | 1:43.216 |
| 32 | Aaron BOYD | b | 3:42.117 | 1:46.930 | 32 | Aaron BOYD | b | 7:17.116 | 1:47.412 |
| 34 | Yvonne MONTGOMERY | b | 3:43.587 | 1:50.042 | 59 | Paul SIMPSON | b | 7:23.272 | 1:49.686 |
| 59 | Paul SIMPSON | b | 3:44.988 | 1:47.495 | 19 | Stephen BEATTIE | c | 7:23.749 | 1:47.396 |
| 18 | Stuart ROBB | b | 3:48.236 | 1:51.270 | 34 | Yvonne MONTGOMERY | b | 7:24.893 | 1:50.246 |
| 19 | Stephen BEATTIE | c | 3:48.543 | 1:50.773 | 18 | Stuart ROBB | b | 7:26.252 | 1:48.549 |

IRISH ROAD RACE SENIOR SUPPORT

2012

| | | | | | #1 | |
|-----|-----|--------------------|-------|------|-----|-----|
| Pos | No. | Name | Total | Diff | Gap | R2 |
| 1 | 114 | Alan KENNY | 25 | 0 | 0 | 25 |
| 2 | 115 | Damian HORAN | 20 | 5 | 5 | 20 |
| 3 | 111 | Callum LAIDLAW | 16 | 9 | 4 | 16 |
| 4 | 16 | Noel BRENNAN | 13 | 12 | 3 | 13 |
| 5 | 174 | Rodney PATTON | 11 | 14 | 2 | 11 |
| 6 | 29 | Richard McLOUGHLIN | 10 | 15 | 1 | 10 |
| 7 | 12 | William MONIE | 9 | 16 | 1 | 9 |
| 8 | 43 | Robbie LYALL | 8 | 17 | 1 | 8 |
| 9 | 97 | William HARA | 7 | 18 | 1 | 7 |
| 10 | 70 | Peter WHITESIDE | 6 | 19 | 1 | 6 |
| 11 | 95 | Robert GORDON | 5 | 20 | 1 | 5 |
| 12 | 30 | Aron HATCH | 4 | 21 | 1 | 4 |
| 13 | 106 | Bernard DALY | 3 | 22 | 1 | 3 |
| 14 | 50 | Peter O'FLAHERTY | 2 | 23 | 1 | 2 |
| 15 | 21 | Roy SCOTT | 1 | 24 | 1 | 1 |
| 16 | 78 | Mark SHIELS | 0 | 25 | 1 | DNF |
| 17 | 92 | Noel CARROLL | 0 | 25 | 0 | 0 |
| 18 | 6 | Neil VICARS | 0 | 25 | 0 | 0 |
| 19 | 8 | Mark LARKIN | 0 | 25 | 0 | 0 |
| 20 | 11 | John CAHILL | 0 | 25 | 0 | 0 |
| 21 | 87 | Ian SIMPSON | 0 | 25 | 0 | 0 |
| 22 | 54 | Stephen McKEEVER | 0 | 25 | 0 | 0 |

Event Legend

#1 27/04/2012 KDM HIRE COOKSTOWN 100

ULSTER ROAD RACE SENIOR SUPPORT

2012

| | | | | | #1 | |
|-----|-----|--------------------|-------|------|-----|-----|
| Pos | No. | Name | Total | Diff | Gap | R2 |
| 1 | 114 | Alan KENNY | 25 | 0 | 0 | 25 |
| 2 | 115 | Damian HORAN | 20 | 5 | 5 | 20 |
| 3 | 111 | Callum LAIDLAW | 16 | 9 | 4 | 16 |
| 4 | 16 | Noel BRENNAN | 13 | 12 | 3 | 13 |
| 5 | 174 | Rodney PATTON | 11 | 14 | 2 | 11 |
| 6 | 29 | Richard McLOUGHLIN | 10 | 15 | 1 | 10 |
| 7 | 12 | William MONIE | 9 | 16 | 1 | 9 |
| 8 | 43 | Robbie LYALL | 8 | 17 | 1 | 8 |
| 9 | 97 | William HARA | 7 | 18 | 1 | 7 |
| 10 | 70 | Peter WHITESIDE | 6 | 19 | 1 | 6 |
| 11 | 95 | Robert GORDON | 5 | 20 | 1 | 5 |
| 12 | 30 | Aron HATCH | 4 | 21 | 1 | 4 |
| 13 | 106 | Bernard DALY | 3 | 22 | 1 | 3 |
| 14 | 50 | Peter O'FLAHERTY | 2 | 23 | 1 | 2 |
| 15 | 21 | Roy SCOTT | 1 | 24 | 1 | 1 |
| 16 | 78 | Mark SHIELS | 0 | 25 | 1 | DNF |
| 17 | 92 | Noel CARROLL | 0 | 25 | 0 | 0 |
| 18 | 6 | Neil VICARS | 0 | 25 | 0 | 0 |
| 19 | 8 | Mark LARKIN | 0 | 25 | 0 | 0 |
| 20 | 11 | John CAHILL | 0 | 25 | 0 | 0 |
| 21 | 87 | Ian SIMPSON | 0 | 25 | 0 | 0 |
| 22 | 54 | Stephen McKEEVER | 0 | 25 | 0 | 0 |

Event Legend

#1 27/04/2012 KDM HIRE COOKSTOWN 100