




## COOKSTOWN 100

Friday 29<sup>th</sup> & Saturday 30<sup>th</sup> April 2011

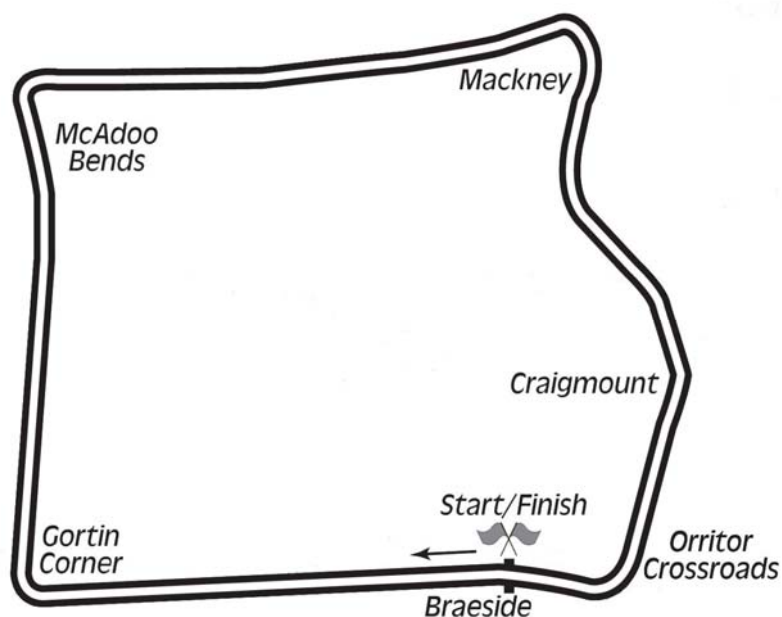
promoted by Cookstown & District MCC  
[www.cookstown100.com](http://www.cookstown100.com)

The logo for Hayes Fuels, featuring the text 'Hayes Fuels' in a large, blue, italicized sans-serif font, with a small orange flame icon above the 'H'. Below it, the tagline '...for the future' is written in a smaller, orange, italicized sans-serif font.

**& DREW STEWART AUTO REPAIRS  
SUPERTWINS**



## Orritor Circuit 2.1 miles



### LAP RECORDS

Class	Rider	Machine	m s	mph	Year
125cc	William Dunlop	Honda	1 34.755	79.785	2010
Moto 450	Ryan Farquhar	Kawasaki	1 37.504	77.535	2011
250cc	William Dunlop	Honda	1 29.658	84.320	2009
Supersport 400	Ryan Farquhar	Kawasaki	1 36.97	77.962	2003
Supertwins	Ryan Farquhar	Kawasaki 650	1 30.968	83.106	2011
Supersport	Michael Dunlop	Yamaha	1 24.783	89.169	2011
Superbike	Guy Martin	Suzuki	1 23.139	90.932	2011
Senior Support	Gary Robinson	Yamaha 600	1 29.956	84.041	2007
Junior Support	Ciaran Donnelly	Honda 250	1 35.932	78.806	2011
Classic 1000cc	Wattie Brown	Norton 920	1 40.273	75.394	2006
Classic 500cc	Neill McWhirter	Norton	1 41.491	74.489	2010
Classic 350cc	Paul Coward	Honda	1 43.421	73.099	2004
Classic 250cc	Geoff McMullan	Suzuki	1 47.294	70.461	2006

### MOST WINS at COOKSTOWN 100

Ryan Farquhar	22	1996 - 11
Ray McCullough	14	1967 - 79
Joey Dunlop	11	1977 - 98
Robert Dunlop	11	1985 - 08
Phillip McCallen	10	1987 - 96
Courtney Junk	8	1974 - 83
Mervyn Elwood	8	1987 - 97
Noel Hudson	7	1975 - 95
Bill Swallow	7	1987 - 00
Darran Lindsay	7	2000 - 05

### ALL TIME IRISH ROAD RACE WINNERS (after Killalane 2011)

#### Most Wins at All Irish Road Race Meetings

1. Ryan Farquhar	173	1995-11
2. Joey Dunlop	156	1971-00
3. Robert Dunlop	135	1980-08
4. Ray McCullough	109	1960-82
Phillip McCallen	109	1987-99
6. Brian Reid	78	1980-94

# KDM Hire Cookstown 100

## SUPERTWINS

### Group A Qualifying


Friday, 27 April 2012



Pos	Class	No	Name	Machine / Sponsor	----- Best Lap -----			On	Laps
					Time	Behind	Speed		
<b>Qualifying Classification</b>									
1	Stwins	13	Adrian ARCHIBALD	Kawasaki 650 - McKinsty Racing	1:33.921		80.493	3	5
2	Stwins	44	Jamie HAMILTON	Kawasaki 650 - KMR Kawasaki	1:34.980	1.059	79.596	5	5
3	Stwins	16	John BURROWS	Kawasaki 650 - KBM Racing	1:35.521	1.600	79.145	4	5
4	Stwins	57	Ian MORRELL	Suzuki 650 - Hogg	1:36.835	2.914	78.071	5	5
5	Stwins	33	David HOWARD	Suzuki 650	1:38.493	4.572	76.757	5	5
6	Stwins	43	Robbie LYALL	Kawasaki 650	1:39.516	5.595	75.968	4	5
7	Stwins	3	Anthony McCOLGAN	Kawasaki 650	1:40.290	6.369	75.381	3	5
8	Stwins	7	Dave WALSH	Suzuki 650 - DRW Racing	1:40.985	7.064	74.863	4	5
9	Stwins	32	Joe PHILLIPS	Kawasaki 650	1:41.499	7.578	74.483	4	5
10	Stwins	18	Vic ALLAN	Kawasaki 650	1:41.885	7.964	74.201	5	5
11	Stwins	6	Neil VICARS	Suzuki 650	1:42.122	8.201	74.029	4	5
12	Stwins	47	Davie BLACK	Suzuki 650 - John Hunter	1:42.465	8.544	73.781	4	5
13	Stwins	24	Craig SHIRLAW	Kawasaki 650 - Shirlaws Motorcycles	1:42.557	8.636	73.715	5	5
14	Stwins	5	Paul LENNON	Kawasaki 650	1:44.386	10.465	72.424	4	5
15	Stwins	30	Aron HATCH	Suzuki 650 - Mongey Transport	1:44.587	10.666	72.284	4	5
16	Stwins	59	Anthony AMBLER	Suzuki 650	1:45.212	11.291	71.855	4	5
17	Stwins	61	Roy McLARNON	Suzuki 650	1:50.931	17.010	68.150	5	5

Provisional result to be confirmed by the Stewards of the Meeting subject to completion of technical inspections & the time limit for protests

Page 1 / 1

Circuit	<b>Orritor</b>	Signed		Organising Club	<b>Cookstown &amp; District MCC</b>
Length(miles)	<b>2.1000</b>	Chief Timekeeper		Qualifying Started	<b>17:04</b>
Weather	<b>Sunny, 11°C, 43%RH</b>	Issued At:	<b>17:18</b>		
Track	<b>Dry, 14°C</b>				



MCUI Ulster  
Centre Timing  
powered by  
e-Laps timing software

[www.elaps-timing.com](http://www.elaps-timing.com)



# KDM Hire Cookstown 100

## SUPERTWINS

Group A Qualifying

Friday, 27 April 2012

## DETAILED RESULT



### Qualifying Classification

Position

**1** 13 Adrian ARCHIBALD

Behind

Best Time **1:33.921** Best Speed **80.493** On **3** Gp **a**

Lap	Elapsed Time	Lap Time	Lap Speed
1	1:47.321	1:47.321	70.443
2	3:21.981	1:34.660	79.865
3	4:55.902	1:33.921	80.493
4	6:30.542	1:34.640	79.882
5	8:10.599	1:40.057	75.557

**2** 44 Jamie HAMILTON

Behind **1.059**

Best Time **1:34.980** Best Speed **79.596** On **5** Gp **a**

Lap	Elapsed Time	Lap Time	Lap Speed
1	1:49.491	1:49.491	69.047
2	3:26.617	1:37.126	77.837
3	5:02.600	1:35.983	78.764
4	6:37.727	1:35.127	79.473
5	8:12.707	1:34.980	79.596

**3** 16 John BURROWS

Behind **1.600**

Best Time **1:35.521** Best Speed **79.145** On **4** Gp **a**

Lap	Elapsed Time	Lap Time	Lap Speed
1	1:49.661	1:49.661	68.940
2	3:25.652	1:35.991	78.757
3	5:01.913	1:36.261	78.536
4	6:37.434	1:35.521	79.145
5	8:13.036	1:35.602	79.078

**4** 57 Ian MORRELL

Behind **2.914**

Best Time **1:36.835** Best Speed **78.071** On **5** Gp **a**

Lap	Elapsed Time	Lap Time	Lap Speed
1	2:11.019	2:11.019	57.702
2	3:51.110	1:40.091	75.531
3	5:29.634	1:38.524	76.733
4	7:07.490	1:37.856	77.256
5	8:44.325	1:36.835	78.071

### Qualifying Classification

Position

**5** 33 David HOWARD

Behind **4.572**

Best Time **1:38.493** Best Speed **76.757** On **5** Gp **a**

Lap	Elapsed Time	Lap Time	Lap Speed
1	1:59.291	1:59.291	63.374
2	3:40.717	1:41.426	74.537
3	5:20.749	1:40.032	75.576
4	7:00.333	1:39.584	75.916
5	8:38.826	1:38.493	76.757

**6** 43 Robbie LYALL

Behind **5.595**

Best Time **1:39.516** Best Speed **75.968** On **4** Gp **a**

Lap	Elapsed Time	Lap Time	Lap Speed
1	2:08.130	2:08.130	59.003
2	3:51.067	1:42.937	73.443
3	5:32.554	1:41.487	74.492
4	7:12.070	1:39.516	75.968
5	8:54.037	1:41.967	74.142

**7** 3 Anthony McCOLGAN

Behind **6.369**

Best Time **1:40.290** Best Speed **75.381** On **3** Gp **a**

Lap	Elapsed Time	Lap Time	Lap Speed
1	2:10.762	2:10.762	57.815
2	3:52.036	1:41.274	74.649
3	5:32.326	1:40.290	75.381
4	7:12.632	1:40.306	75.369
5	8:54.217	1:41.585	74.420

**8** 7 Dave WALSH

Behind **7.064**

Best Time **1:40.985** Best Speed **74.863** On **4** Gp **a**

Lap	Elapsed Time	Lap Time	Lap Speed
1	2:00.699	2:00.699	62.635
2	3:43.936	1:43.237	73.230
3	5:26.247	1:42.311	73.892
4	7:07.232	1:40.985	74.863
5	8:50.419	1:43.187	73.265



### Qualifying Classification

Position

**9** 32 Joe PHILLIPS

Behind 7.578

Best Time 1:41.499 Best Speed 74.483 On 4 Gp a

Lap	Elapsed Time	Lap Time	Lap Speed
1	1:58.042	1:58.042	64.045
2	3:42.420	1:44.378	72.429
3	5:25.111	1:42.691	73.619
4	7:06.610	1:41.499	74.483
5	8:49.786	1:43.176	73.273

**10** 18 Vic ALLAN

Behind 7.964

Best Time 1:41.885 Best Speed 74.201 On 5 Gp a

Lap	Elapsed Time	Lap Time	Lap Speed
1	2:07.176	2:07.176	59.445
2	3:50.836	1:43.660	72.931
3	5:35.857	1:45.021	71.986
4	7:19.179	1:43.322	73.169
5	9:01.064	1:41.885	74.201

**11** 6 Neil VICARS

Behind 8.201

Best Time 1:42.122 Best Speed 74.029 On 4 Gp a

Lap	Elapsed Time	Lap Time	Lap Speed
1	2:03.657	2:03.657	61.137
2	3:47.196	1:43.539	73.016
3	5:29.553	1:42.357	73.859
4	7:11.675	1:42.122	74.029
5	8:53.799	1:42.124	74.028

**12** 47 Davie BLACK

Behind 8.544

Best Time 1:42.465 Best Speed 73.781 On 4 Gp a

Lap	Elapsed Time	Lap Time	Lap Speed
1	2:17.607	2:17.607	54.939
2	4:01.225	1:43.618	72.960
3	5:43.735	1:42.510	73.749
4	7:26.200	1:42.465	73.781
5	9:09.014	1:42.814	73.531

### Qualifying Classification

Position

**13** 24 Craig SHIRLAW

Behind 8.636

Best Time 1:42.557 Best Speed 73.715 On 5 Gp a

Lap	Elapsed Time	Lap Time	Lap Speed
1	1:56.242	1:56.242	65.037
2	4:25.317	2:29.075	50.713
3	6:15.378	1:50.061	68.689
4	8:00.036	1:44.658	72.235
5	9:42.593	1:42.557	73.715

**14** 5 Paul LENNON

Behind 10.465

Best Time 1:44.386 Best Speed 72.424 On 4 Gp a

Lap	Elapsed Time	Lap Time	Lap Speed
1	2:19.770	2:19.770	54.089
2	4:06.128	1:46.358	71.081
3	5:51.718	1:45.590	71.598
4	7:36.104	1:44.386	72.424
5	9:20.769	1:44.665	72.230

**15** 30 Aron HATCH

Behind 10.666

Best Time 1:44.587 Best Speed 72.284 On 4 Gp a

Lap	Elapsed Time	Lap Time	Lap Speed
1	2:16.899	2:16.899	55.223
2	4:03.072	1:46.173	71.205
3	5:48.102	1:45.030	71.979
4	7:32.689	1:44.587	72.284
5	9:18.746	1:46.057	71.282

**16** 59 Anthony AMBLER

Behind 11.291

Best Time 1:45.212 Best Speed 71.855 On 4 Gp a

Lap	Elapsed Time	Lap Time	Lap Speed
1	2:18.034	2:18.034	54.769
2	4:03.728	1:45.694	71.527
3	5:49.028	1:45.300	71.795
4	7:34.240	1:45.212	71.855
5	9:19.462	1:45.222	71.848

# KDM Hire Cookstown 100

## SUPERTWINS

Group A Qualifying

Friday, 27 April 2012

## DETAILED RESULT



### Qualifying Classification

Position

**17** 61 Roy McLARNON

Behind 17.010

Best Time 1:50.931 Best Speed 68.150 On 5 Gp a

Lap	Elapsed Time	Lap Time	Lap Speed
1	2:25.119	2:25.119	52.095
2	4:19.416	1:54.297	66.143
3	6:10.999	1:51.583	67.752
4	8:02.325	1:51.326	67.909
5	9:53.256	1:50.931	68.150




SUPERTWINS

Group B Qualifying

Friday, 27 April 2012

Pos	Class	No	Name	Machine / Sponsor	----- Best Lap -----			On	Laps
					Time	Behind	Speed		
<b>Qualifying Classification</b>									
1	Stwins	77	Ryan FARQUHAR	Kawasaki 650 - KMR Kawasaki	1:31.246		82.853	4	6
2	Stwins	65	Michael SWEENEY	Kawasaki 650 - Kiely Heating Racing	1:33.551	2.305	80.812	2	5
3	Stwins	96	Andy FARRELL	Kawasaki 650 - Farrelly Racing	1:35.699	4.453	78.998	5	5
4	Stwins	71	Davy MORGAN	Kawasaki 650 - CMS	1:35.934	4.688	78.804	5	5
5	Stwins	100	Josh TRIGWELL	Kawasaki 650 - McKinstry Racing	1:38.054	6.808	77.100	4	5
6	Stwins	93	Ciaran O'CALLAGHAN	Suzuki 650	1:38.887	7.641	76.451	2	5
7	Stwins	84	Maria COSTELLO	Kawasaki 650 - Pizza Racebike	1:39.291	8.045	76.140	5	5
8	Stwins	155	Scott CAMPBELL	Suzuki 650	1:40.043	8.797	75.568	4	5
9	Stwins	64	Stephen McKNIGHT	Suzuki 650	1:40.149	8.903	75.488	5	5
10	Stwins	113	Ronan PENTONY	Suzuki 650	1:40.830	9.584	74.978	4	5
11	Stwins	103	Reuben McPHEE	Suzuki 650 - North West Gas	1:41.149	9.903	74.741	5	5
12	Stwins	70	Peter WHITESIDE	Kawasaki 650	1:41.326	10.080	74.611	4	5
13	Stwins	125	Nigel HOWARD	Suzuki 650	1:44.387	13.141	72.423	5	5
14	Stwins	118	Tommy HEAPHY	Suzuki 650	1:45.554	14.308	71.622	4	5
15	Stwins	211	Tim STEPHENSON	Suzuki 650	1:45.578	14.332	71.606	2	5
16	Stwins	81	Julian KIRK	Kawasaki 650	1:46.668	15.422	70.874	4	5
17	Stwins	72	Emmet McKNIGHT	Suzuki 650	1:47.676	16.430	70.211	4	5
18	Stwins	88	Brendan FLYNN	Suzuki 650	1:49.101	17.855	69.294	3	5
19	Stwins	153	Noel BERTRAM	Suzuki 650	1:50.169	18.923	68.622	2	2

Provisional result to be confirmed by the Stewards of the Meeting subject to completion of technical inspections & the time limit for protests

Circuit	<b>Orritor</b>	Signed		Organising Club	<b>Cookstown &amp; District MCC</b>
Length(miles)	<b>2.1000</b>		Chief Timekeeper	Qualifying Started	<b>17:23</b>
Weather	<b>Sunny, 12°C, 39%RH</b>	Issued At:	<b>17:33</b>		
Track	<b>Dry, 16°C</b>				

# KDM Hire Cookstown 100

## SUPERTWINS

Group B Qualifying

Friday, 27 April 2012

## DETAILED RESULT



### Qualifying Classification

Position

**1** 77 Ryan FARQUHAR

Behind

Best Time **1:31.246** Best Speed **82.853** On **4** Gp **a**

Lap	Elapsed Time	Lap Time	Lap Speed
1	1:43.393	1:43.393	73.119
2	3:15.671	1:32.278	81.926
3	4:47.306	1:31.635	82.501
4	6:18.552	1:31.246	82.853
5	7:54.525	1:35.973	78.772
6	9:42.955	1:48.430	69.722

**2** 65 Michael SWEENEY

Behind **2.305**

Best Time **1:33.551** Best Speed **80.812** On **2** Gp **a**

Lap	Elapsed Time	Lap Time	Lap Speed
1	1:44.175	1:44.175	72.570
2	3:17.726	1:33.551	80.812
3	4:52.151	1:34.425	80.064
4	6:27.028	1:34.877	79.682
5	8:02.025	1:34.997	79.581

**3** 96 Andy FARRELL

Behind **4.453**

Best Time **1:35.699** Best Speed **78.998** On **5** Gp **a**

Lap	Elapsed Time	Lap Time	Lap Speed
1	1:47.107	1:47.107	70.584
2	3:23.080	1:35.973	78.772
3	4:59.284	1:36.204	78.583
4	6:35.589	1:36.305	78.501
5	8:11.288	1:35.699	78.998

**4** 71 Davy MORGAN

Behind **4.688**

Best Time **1:35.934** Best Speed **78.804** On **5** Gp **a**

Lap	Elapsed Time	Lap Time	Lap Speed
1	2:19.836	2:19.836	54.063
2	4:05.026	1:45.190	71.870
3	5:49.535	1:44.509	72.338
4	7:29.042	1:39.507	75.975
5	9:04.976	1:35.934	78.804

### Qualifying Classification

Position

**5** 100 Josh TRIGWELL

Behind **6.808**

Best Time **1:38.054** Best Speed **77.100** On **4** Gp **a**

Lap	Elapsed Time	Lap Time	Lap Speed
1	1:51.744	1:51.744	67.655
2	3:32.079	1:40.335	75.348
3	5:10.907	1:38.828	76.497
4	6:48.961	1:38.054	77.100
5	8:28.618	1:39.657	75.860

**6** 93 Ciaran O'CALLAGHAN

Behind **7.641**

Best Time **1:38.887** Best Speed **76.451** On **2** Gp **a**

Lap	Elapsed Time	Lap Time	Lap Speed
1	1:48.664	1:48.664	69.572
2	3:27.551	1:38.887	76.451
3	5:08.442	1:40.891	74.932
4	6:48.568	1:40.126	75.505
5	8:29.184	1:40.616	75.137

**7** 84 Maria COSTELLO

Behind **8.045**

Best Time **1:39.291** Best Speed **76.140** On **5** Gp **a**

Lap	Elapsed Time	Lap Time	Lap Speed
1	1:57.332	1:57.332	64.433
2	3:38.449	1:41.117	74.765
3	5:19.205	1:40.756	75.033
4	6:59.469	1:40.264	75.401
5	8:38.760	1:39.291	76.140

**8** 155 Scott CAMPBELL

Behind **8.797**

Best Time **1:40.043** Best Speed **75.568** On **4** Gp **a**

Lap	Elapsed Time	Lap Time	Lap Speed
1	2:20.310	2:20.310	53.881
2	4:05.048	1:44.738	72.180
3	5:49.312	1:44.264	72.508
4	7:29.355	1:40.043	75.568
5	9:10.905	1:41.550	74.446



# KDM Hire Cookstown 100

## SUPERTWINS

### Group B Qualifying

Friday, 27 April 2012

## DETAILED RESULT



### Qualifying Classification

Position

**9** 64 Stephen McKNIGHT

Behind 8.903

Best Time 1:40.149 Best Speed 75.488 On 5 Gp a

Lap	Elapsed Time	Lap Time	Lap Speed
1	1:58.749	1:58.749	63.664
2	3:43.327	1:44.578	72.291
3	5:24.630	1:41.303	74.628
4	7:05.226	1:40.596	75.152
5	8:45.375	1:40.149	75.488

### Qualifying Classification

Position

**13** 125 Nigel HOWARD

Behind 13.141

Best Time 1:44.387 Best Speed 72.423 On 5 Gp a

Lap	Elapsed Time	Lap Time	Lap Speed
1	2:07.795	2:07.795	59.157
2	3:56.225	1:48.430	69.722
3	5:42.792	1:46.567	70.941
4	7:27.926	1:45.134	71.908
5	9:12.313	1:44.387	72.423

**10** 113 Ronan PENTONY

Behind 9.584

Best Time 1:40.830 Best Speed 74.978 On 4 Gp a

Lap	Elapsed Time	Lap Time	Lap Speed
1	1:52.138	1:52.138	67.417
2	3:34.434	1:42.296	73.903
3	5:15.401	1:40.967	74.876
4	6:56.231	1:40.830	74.978
5	8:37.227	1:40.996	74.854

**14** 118 Tommy HEAPHY

Behind 14.308

Best Time 1:45.554 Best Speed 71.622 On 4 Gp a

Lap	Elapsed Time	Lap Time	Lap Speed
1	2:11.013	2:11.013	57.704
2	3:57.152	1:46.139	71.227
3	5:43.383	1:46.231	71.166
4	7:28.937	1:45.554	71.622
5	9:15.139	1:46.202	71.185

**11** 103 Reuben McPHEE

Behind 9.903

Best Time 1:41.149 Best Speed 74.741 On 5 Gp a

Lap	Elapsed Time	Lap Time	Lap Speed
1	2:12.117	2:12.117	57.222
2	3:56.820	1:44.703	72.204
3	5:38.814	1:41.994	74.122
4	7:20.446	1:41.632	74.386
5	9:01.595	1:41.149	74.741

**15** 211 Tim STEPHENSON

Behind 14.332

Best Time 1:45.578 Best Speed 71.606 On 2 Gp a

Lap	Elapsed Time	Lap Time	Lap Speed
1	2:20.926	2:20.926	53.645
2	4:06.504	1:45.578	71.606
3	5:53.117	1:46.613	70.911
4	7:40.668	1:47.551	70.292
5	9:30.185	1:49.517	69.030

**12** 70 Peter WHITESIDE

Behind 10.080

Best Time 1:41.326 Best Speed 74.611 On 4 Gp a

Lap	Elapsed Time	Lap Time	Lap Speed
1	2:08.330	2:08.330	58.911
2	3:51.999	1:43.669	72.924
3	5:33.937	1:41.938	74.163
4	7:15.263	1:41.326	74.611
5	8:56.797	1:41.534	74.458

**16** 81 Julian KIRK

Behind 15.422

Best Time 1:46.668 Best Speed 70.874 On 4 Gp a

Lap	Elapsed Time	Lap Time	Lap Speed
1	2:14.604	2:14.604	56.165
2	4:02.541	1:47.937	70.041
3	5:51.148	1:48.607	69.609
4	7:37.816	1:46.668	70.874
5	9:24.795	1:46.979	70.668

# KDM Hire Cookstown 100

## SUPERTWINS

### Group B Qualifying

Friday, 27 April 2012

## DETAILED RESULT



### Qualifying Classification

Position

#### **17** 72 Emmet McKNIGHT

Behind 16.430

Best Time 1:47.676 Best Speed 70.211 On 4 Gp a

Lap	Elapsed Time	Lap Time	Lap Speed
1	2:16.588	2:16.588	55.349
2	4:04.717	1:48.129	69.916
3	5:52.776	1:48.059	69.962
4	7:40.452	1:47.676	70.211
5	9:28.131	1:47.679	70.209

#### **18** 88 Brendan FLYNN

Behind 17.855

Best Time 1:49.101 Best Speed 69.294 On 3 Gp a

Lap	Elapsed Time	Lap Time	Lap Speed
1	2:10.534	2:10.534	57.916
2	4:00.034	1:49.500	69.041
3	5:49.135	1:49.101	69.294
4	7:39.425	1:50.290	68.547
5	9:30.931	1:51.506	67.799

#### **19** 153 Noel BERTRAM

Behind 18.923

Best Time 1:50.169 Best Speed 68.622 On 2 Gp a

Lap	Elapsed Time	Lap Time	Lap Speed
1	2:11.496	2:11.496	57.492
2	4:01.665	1:50.169	68.622

# KDM Hire Cookstown 100

## SUPERTWINS

### Combined Qualifying




-----Best Time / Qual Laps-----

Pos	Class	No	Name	Session A	Session B	Session C	Session D	Overall Best Time / Speed / Total Qual Laps
1	Stwins	77	Ryan FARQUHAR	-----	1:31.246	-----	-----	1:31.246 82.853
2	Stwins	65	Michael SWEENEY	-----	1:33.551	-----	-----	1:33.551 80.812
3	Stwins	13	Adrian ARCHIBALD	1:33.921	-----	-----	-----	1:33.921 80.493
4	Stwins	44	Jamie HAMILTON	1:34.980	-----	-----	-----	1:34.980 79.596
5	Stwins	16	John BURROWS	1:35.521	-----	-----	-----	1:35.521 79.145
6	Stwins	96	Andy FARRELL	-----	1:35.699	-----	-----	1:35.699 78.998
7	Stwins	71	Davy MORGAN	-----	1:35.934	-----	-----	1:35.934 78.804
8	Stwins	57	Ian MORRELL	1:36.835	-----	-----	-----	1:36.835 78.071
9	Stwins	100	Josh TRIGWELL	-----	1:38.054	-----	-----	1:38.054 77.100
10	Stwins	33	David HOWARD	1:38.493	-----	-----	-----	1:38.493 76.757
11	Stwins	93	Ciaran O'CALLAGHAN	-----	1:38.887	-----	-----	1:38.887 76.451
12	Stwins	84	Maria COSTELLO	-----	1:39.291	-----	-----	1:39.291 76.140
13	Stwins	43	Robbie LYALL	1:39.516	-----	-----	-----	1:39.516 75.968
14	Stwins	155	Scott CAMPBELL	-----	1:40.043	-----	-----	1:40.043 75.568
15	Stwins	64	Stephen McKNIGHT	-----	1:40.149	-----	-----	1:40.149 75.488
16	Stwins	3	Anthony McCOLGAN	1:40.290	-----	-----	-----	1:40.290 75.381
17	Stwins	113	Ronan PENTONY	-----	1:40.830	-----	-----	1:40.830 74.978
18	Stwins	7	Dave WALSH	1:40.985	-----	-----	-----	1:40.985 74.863
19	Stwins	103	Reuben McPHEE	-----	1:41.149	-----	-----	1:41.149 74.741
20	Stwins	70	Peter WHITESIDE	-----	1:41.326	-----	-----	1:41.326 74.611
21	Stwins	32	Joe PHILLIPS	1:41.499	-----	-----	-----	1:41.499 74.483
22	Stwins	18	Vic ALLAN	1:41.885	-----	-----	-----	1:41.885 74.201
23	Stwins	6	Neil VICARS	1:42.122	-----	-----	-----	1:42.122 74.029
24	Stwins	47	Davie BLACK	1:42.465	-----	-----	-----	1:42.465 73.781
25	Stwins	24	Craig SHIRLAW	1:42.557	-----	-----	-----	1:42.557 73.715
26	Stwins	5	Paul LENNON	1:44.386	-----	-----	-----	1:44.386 72.424
27	Stwins	125	Nigel HOWARD	-----	1:44.387	-----	-----	1:44.387 72.423
28	Stwins	30	Aron HATCH	1:44.587	-----	-----	-----	1:44.587 72.284
29	Stwins	59	Anthony AMBLER	1:45.212	-----	-----	-----	1:45.212 71.855
30	Stwins	118	Tommy HEAPHY	-----	1:45.554	-----	-----	1:45.554 71.622
31	Stwins	211	Tim STEPHENSON	-----	1:45.578	-----	-----	1:45.578 71.606
32	Stwins	81	Julian KIRK	-----	1:46.668	-----	-----	1:46.668 70.874
33	Stwins	72	Emmet McKNIGHT	-----	1:47.676	-----	-----	1:47.676 70.211
34	Stwins	88	Brendan FLYNN	-----	1:49.101	-----	-----	1:49.101 69.294
35	Stwins	153	Noel BERTRAM	-----	1:50.169	-----	-----	1:50.169 68.622
36	Stwins	61	Roy McLARNON	1:50.931	-----	-----	-----	1:50.931 68.150

Provisional result to be confirmed by the Stewards of the Meeting subject to completion of technical inspections & the time limit for protests

Page 1 / 1

Circuit	<b>Orritor</b>	Signed		Organising Club	<b>Cookstown &amp; District MCC</b>
Length(miles)	<b>2.1000</b>		Chief Timekeeper		
Weather		Issued At:			
Track					



MCUI Ulster  
Centre Timing  
powered by  
e-Laps timing software

www.elaps-timing.com



KDM HIRE COOKSTOWN 100

SUPERTWINS

Orritor 2.100 Miles

R16: Hayes Fuels Supertwins A

28/04/2012 16:05

Race (7 Laps)

# RACE 16 - SUPERTWINS A

11	18 A	6 B	
10	103 A	70 B	32 C
9	3 A	113 B	7 C
8			
7	155 A	64 B	
6	93 A	84 B	43 C
5	57 A	100 B	33 C
4			
3	71 A		
2	44 A	16 B	96 C
1	77 A POLE POSITION	65 B	13 C



KDM HIRE COOKSTOWN 100

SUPERTWINS

Orritor 2.100 Miles

R17: Drew Stewart Auto Repairs Supertwins B

28/04/2012 16:30

Race (6 Laps)

**RACE 17 - SUPERTWINS B**

6	88 A	153 B	61 C
5	211 A	81 B	72 C B
4	A	B	C
3	118 A	B	C
2	125 A	30 B	59 C
1	47 A POLE POSITION	24 B	5 C

A



# KDM Hire Cookstown 100

## SUPERTWINS

### Race 16 - Hayes Fuels Supertwins A

Saturday, 28 April 2012



Pos	Class	No	Name	Machine / Sponsor	Gp	Laps	Total Time	Behind	Speed	-----Best Lap-----		
										Time	Speed	On
<b>Race Classification</b>												
1	Stwins	77	Ryan FARQUHAR	Kawasaki 650 - KMR Kawasaki	a	5	7:42.936		81.653	1:30.636	83.411	5
2	Stwins	44	Jamie HAMILTON	Kawasaki 650 - KMR Kawasaki	a	5	7:50.464	7.528	80.346	1:33.081	81.220	5
3	Stwins	65	Michael SWEENEY	Kawasaki 650 - Kiely Heating Racing	a	5	7:50.819	7.883	80.286	1:32.740	81.518	3
4	Stwins	96	Andy FARRELL	Kawasaki 650 - Farrelly Racing	a	5	7:51.243	8.307	80.213	1:32.872	81.402	4
5	Stwins	16	John BURROWS	Kawasaki 650 - KBM Racing	a	5	7:58.515	15.579	78.994	1:34.055	80.379	2
6	Stwins	71	Davy MORGAN	Kawasaki 650 - CMS	a	5	8:05.566	22.630	77.847	1:35.027	79.556	2
7	Stwins	57	Ian MORRELL	Suzuki 650 - Hogg	b	5	8:09.706	26.770	77.189	1:36.212	78.576	4
8	Stwins	113	Ronan PENTONY	Suzuki 650	c	5	8:16.110	33.174	76.193	1:37.487	77.549	4
9	Stwins	3	Anthony McCOLGAN	Kawasaki 650	c	5	8:16.422	33.486	76.145	1:37.593	77.465	4
10	Stwins	24	Craig SHIRLAW	Kawasaki 650 - Shirlaws Motorcycles	c	5	8:17.147	34.211	76.034	1:36.987	77.949	5
11	Stwins	43	Robbie LYALL	Kawasaki 650	b	5	8:17.823	34.887	75.931	1:37.842	77.267	4
12	Stwins	103	Reuben McPHEE	Suzuki 650 - North West Gas	c	5	8:18.323	35.387	75.854	1:37.917	77.208	4
13	Stwins	33	David HOWARD	Suzuki 650	b	5	8:18.534	35.598	75.822	1:37.732	77.354	4
14	Stwins	155	Scott CAMPBELL	Suzuki 650	b	5	8:18.736	35.800	75.792	1:37.569	77.484	4
15	Stwins	93	Ciaran O'CALLAGHAN	Suzuki 650	b	5	8:19.863	36.927	75.621	1:38.656	76.630	5
16	Stwins	84	Maria COSTELLO	Kawasaki 650 - Pizza Racebike	b	5	8:20.253	37.317	75.562	1:38.295	76.911	3
17	Stwins	64	Stephen McKNIGHT	Suzuki 650	b	5	8:21.691	38.755	75.345	1:38.452	76.789	4
18	Stwins	70	Peter WHITESIDE	Kawasaki 650	c	5	8:26.859	43.923	74.577	1:39.393	76.062	4
19	Stwins	7	Dave WALSH	Suzuki 650 - DRW Racing	c	5	8:36.794	53.858	73.143	1:40.942	74.894	4
20	Stwins	32	Joe PHILLIPS	Kawasaki 650	c	5	8:39.252	56.316	72.797	1:42.123	74.028	4
21	Stwins	100	Josh TRIGWELL	Kawasaki 650 - McKinstry Racing	b	5	9:12.384	1:29.448	68.431	1:37.894	77.226	4

Fastest Lap / New Lap Record 83.411 mph (Previously 83.106 mph)


Stwins	77	Ryan FARQUHAR	Kawasaki 650 - KMR Kawasaki	a						1:30.636	83.411	5
--------	----	---------------	-----------------------------	---	--	--	--	--	--	----------	--------	---

## Announcements

Rider No 100 - Jump Start Penalty - 60 seconds

Provisional result to be confirmed by the Stewards of the Meeting subject to completion of technical inspections & the time limit for protests

Page 1 / 1

Circuit	<b>Orritor</b>	Signed	 Chief Timekeeper	Organising Club	<b>Cookstown &amp; District MCC</b>
Length(miles)	<b>2.1000</b>	Issued At:	18:03	Race Started	<b>17:53</b>
Weather	<b>Sunny, 10°C, 47%RH</b>			Gp Time Diff	<b>- b 20.72 / c 33.5</b>
Track	<b>Dry, 20°C</b>				



MCUI Ulster  
Centre Timing  
powered by  
e-Laps timing software

www.elaps-timing.com





### Race Classification

#### **1** 77 Ryan FARQUHAR

Total Time **7:42.936** Avg Speed **81.653** Behind  
 Best Time **1:30.636** Best Speed **83.411** On **5** Gp **a**

Lap	Elapsed Time	Lap Time	Lap Speed
1	1:38.243	1:38.243	76.952
2	3:10.176	1:31.933	82.234
3	4:41.365	1:31.189	82.905
4	6:12.300	1:30.935	83.136
5	7:42.936	1:30.636	83.411

#### **2** 44 Jamie HAMILTON

Total Time **7:50.464** Avg Speed **80.346** Behind **7.528**  
 Best Time **1:33.081** Best Speed **81.220** On **5** Gp **a**

Lap	Elapsed Time	Lap Time	Lap Speed
1	1:37.113	1:37.113	77.847
2	3:10.968	1:33.855	80.550
3	4:44.082	1:33.114	81.191
4	6:17.383	1:33.301	81.028
5	7:50.464	1:33.081	81.220

#### **3** 65 Michael SWEENEY

Total Time **7:50.819** Avg Speed **80.286** Behind **7.883**  
 Best Time **1:32.740** Best Speed **81.518** On **3** Gp **a**

Lap	Elapsed Time	Lap Time	Lap Speed
1	1:38.504	1:38.504	76.748
2	3:11.589	1:33.085	81.216
3	4:44.329	1:32.740	81.518
4	6:17.114	1:32.785	81.479
5	7:50.819	1:33.705	80.679

#### **4** 96 Andy FARRELL

Total Time **7:51.243** Avg Speed **80.213** Behind **8.307**  
 Best Time **1:32.872** Best Speed **81.402** On **4** Gp **a**

Lap	Elapsed Time	Lap Time	Lap Speed
1	1:38.103	1:38.103	77.062
2	3:12.070	1:33.967	80.454
3	4:45.207	1:33.137	81.171
4	6:18.079	1:32.872	81.402
5	7:51.243	1:33.164	81.147

### Race Classification

#### **5** 16 John BURROWS

Total Time **7:58.515** Avg Speed **78.994** Behind **15.579**  
 Best Time **1:34.055** Best Speed **80.379** On **2** Gp **a**

Lap	Elapsed Time	Lap Time	Lap Speed
1	1:39.011	1:39.011	76.355
2	3:13.066	1:34.055	80.379
3	4:47.248	1:34.182	80.270
4	6:22.848	1:35.600	79.079
5	7:58.515	1:35.667	79.024

#### **6** 71 Davy MORGAN

Total Time **8:05.566** Avg Speed **77.847** Behind **22.630**  
 Best Time **1:35.027** Best Speed **79.556** On **2** Gp **a**

Lap	Elapsed Time	Lap Time	Lap Speed
1	1:40.214	1:40.214	75.439
2	3:15.241	1:35.027	79.556
3	4:50.973	1:35.732	78.970
4	6:27.655	1:36.682	78.194
5	8:05.566	1:37.911	77.213

#### **7** 57 Ian MORRELL

Total Time **8:09.706** Avg Speed **77.189** Behind **26.770**  
 Best Time **1:36.212** Best Speed **78.576** On **4** Gp **b**

Lap	Elapsed Time	Lap Time	Lap Speed
1	1:42.422	1:42.422	73.812
2	3:19.577	1:37.155	77.814
3	4:56.424	1:36.847	78.061
4	6:32.636	1:36.212	78.576
5	8:09.706	1:37.070	77.882

#### **8** 113 Ronan PENTONY

Total Time **8:16.110** Avg Speed **76.193** Behind **33.174**  
 Best Time **1:37.487** Best Speed **77.549** On **4** Gp **c**

Lap	Elapsed Time	Lap Time	Lap Speed
1	1:43.932	1:43.932	72.740
2	3:22.290	1:38.358	76.862
3	5:00.558	1:38.268	76.932
4	6:38.045	1:37.487	77.549
5	8:16.110	1:38.065	77.092





### Race Classification

**9**      **3 Anthony McCOLGAN**  
 Total Time    **8:16.422** Avg Speed    **76.145** Behind    **33.486**  
 Best Time    **1:37.593** Best Speed    **77.465** On    **4** Gp    **c**

Lap	Elapsed Time	Lap Time	Lap Speed
1	1:44.403	1:44.403	72.412
2	3:22.624	1:38.221	76.969
3	5:00.823	1:38.199	76.987
4	6:38.416	1:37.593	77.465
5	8:16.422	1:38.006	77.138

**10**      **24 Craig SHIRLAW**  
 Total Time    **8:17.147** Avg Speed    **76.034** Behind    **34.211**  
 Best Time    **1:36.987** Best Speed    **77.949** On    **5** Gp    **c**

Lap	Elapsed Time	Lap Time	Lap Speed
1	1:46.406	1:46.406	71.049
2	3:24.749	1:38.343	76.874
3	5:02.441	1:37.692	77.386
4	6:40.160	1:37.719	77.365
5	8:17.147	1:36.987	77.949

**11**      **43 Robbie LYALL**  
 Total Time    **8:17.823** Avg Speed    **75.931** Behind    **34.887**  
 Best Time    **1:37.842** Best Speed    **77.267** On    **4** Gp    **b**

Lap	Elapsed Time	Lap Time	Lap Speed
1	1:44.999	1:44.999	72.001
2	3:23.661	1:38.662	76.625
3	5:01.883	1:38.222	76.968
4	6:39.725	1:37.842	77.267
5	8:17.823	1:38.098	77.066

**12**      **103 Reuben McPHEE**  
 Total Time    **8:18.323** Avg Speed    **75.854** Behind    **35.387**  
 Best Time    **1:37.917** Best Speed    **77.208** On    **4** Gp    **c**

Lap	Elapsed Time	Lap Time	Lap Speed
1	1:45.486	1:45.486	71.668
2	3:23.836	1:38.350	76.868
3	5:01.944	1:38.108	77.058
4	6:39.861	1:37.917	77.208
5	8:18.323	1:38.462	76.781

### Race Classification

**13**      **33 David HOWARD**  
 Total Time    **8:18.534** Avg Speed    **75.822** Behind    **35.598**  
 Best Time    **1:37.732** Best Speed    **77.354** On    **4** Gp    **b**

Lap	Elapsed Time	Lap Time	Lap Speed
1	1:44.041	1:44.041	72.664
2	3:23.113	1:39.072	76.308
3	5:01.771	1:38.658	76.628
4	6:39.503	1:37.732	77.354
5	8:18.534	1:39.031	76.340

**14**      **155 Scott CAMPBELL**  
 Total Time    **8:18.736** Avg Speed    **75.792** Behind    **35.800**  
 Best Time    **1:37.569** Best Speed    **77.484** On    **4** Gp    **b**

Lap	Elapsed Time	Lap Time	Lap Speed
1	1:46.200	1:46.200	71.186
2	3:23.911	1:37.711	77.371
3	5:02.598	1:38.687	76.606
4	6:40.167	1:37.569	77.484
5	8:18.736	1:38.569	76.698

**15**      **93 Ciaran O'CALLAGHAN**  
 Total Time    **8:19.863** Avg Speed    **75.621** Behind    **36.927**  
 Best Time    **1:38.656** Best Speed    **76.630** On    **5** Gp    **b**

Lap	Elapsed Time	Lap Time	Lap Speed
1	1:44.318	1:44.318	72.471
2	3:23.515	1:39.197	76.212
3	5:02.397	1:38.882	76.455
4	6:41.207	1:38.810	76.510
5	8:19.863	1:38.656	76.630

**16**      **84 Maria COSTELLO**  
 Total Time    **8:20.253** Avg Speed    **75.562** Behind    **37.317**  
 Best Time    **1:38.295** Best Speed    **76.911** On    **3** Gp    **b**

Lap	Elapsed Time	Lap Time	Lap Speed
1	1:46.010	1:46.010	71.314
2	3:25.023	1:39.013	76.354
3	5:03.318	1:38.295	76.911
4	6:41.897	1:38.579	76.690
5	8:20.253	1:38.356	76.864



# KDM Hire Cookstown 100

## SUPERTWINS

### Race 16 - Hayes Fuels Supertwins A

Saturday, 28 April 2012

## DETAILED RESULT



### Race Classification

#### **17** 64 Stephen McKNIGHT

Total Time **8:21.691** Avg Speed **75.345** Behind **38.755**

Best Time **1:38.452** Best Speed **76.789** On **4** Gp **b**

Lap	Elapsed Time	Lap Time	Lap Speed
1	1:45.348	1:45.348	71.762
2	3:24.526	1:39.178	76.227
3	5:03.864	1:39.338	76.104
4	6:42.316	1:38.452	76.789
5	8:21.691	1:39.375	76.075

#### **18** 70 Peter WHITESIDE

Total Time **8:26.859** Avg Speed **74.577** Behind **43.923**

Best Time **1:39.393** Best Speed **76.062** On **4** Gp **c**

Lap	Elapsed Time	Lap Time	Lap Speed
1	1:47.993	1:47.993	70.005
2	3:27.642	1:39.649	75.866
3	5:07.382	1:39.740	75.797
4	6:46.775	1:39.393	76.062
5	8:26.859	1:40.084	75.537

#### **19** 7 Dave WALSH

Total Time **8:36.794** Avg Speed **73.143** Behind **53.858**

Best Time **1:40.942** Best Speed **74.894** On **4** Gp **c**

Lap	Elapsed Time	Lap Time	Lap Speed
1	1:47.729	1:47.729	70.176
2	3:32.532	1:44.803	72.135
3	5:14.836	1:42.304	73.897
4	6:55.778	1:40.942	74.894
5	8:36.794	1:41.016	74.840

#### **20** 32 Joe PHILLIPS

Total Time **8:39.252** Avg Speed **72.797** Behind **56.316**

Best Time **1:42.123** Best Speed **74.028** On **4** Gp **c**

Lap	Elapsed Time	Lap Time	Lap Speed
1	1:49.278	1:49.278	69.181
2	3:31.757	1:42.479	73.771
3	5:14.499	1:42.742	73.582
4	6:56.622	1:42.123	74.028
5	8:39.252	1:42.630	73.663

### Race Classification

#### **21** 100 Josh TRIGWELL

Total Time **9:12.384** Avg Speed **68.431** Behind **1:29.448**

Best Time **1:37.894** Best Speed **77.226** On **4** Gp **b**

Lap	Elapsed Time	Lap Time	Lap Speed
1	1:37.921	1:37.921	77.205
2	3:16.934	1:39.013	76.354
3	4:56.286	1:39.352	76.093
4	6:34.180	1:37.894	77.226
5	8:12.384	1:38.204	76.983



MCUI Ulster  
Centre Timing  
powered by  
e-Laps timing software

[www.elaps-timing.com](http://www.elaps-timing.com)




# KDM Hire Cookstown 100

## SUPERTWINS

### Race 16 - Hayes Fuels Supertwins A

## LAP CHART



1					3					5				
No	Name	G	Elapsed Time	Lap Time	No	Name	G	Elapsed Time	Lap Time	No	Name	G	Elapsed Time	Lap Time
44	Jamie HAMILTON	a	1:37.113	1:37.113	77	Ryan FARQUHAR	a	4:41.365	1:31.189	77	Ryan FARQUHAR	a	7:42.936	1:30.636
100	Josh TRIGWELL	b	1:37.921	1:37.921	44	Jamie HAMILTON	a	4:44.082	1:33.114	44	Jamie HAMILTON	a	7:50.464	1:33.081
96	Andy FARRELL	a	1:38.103	1:38.103	65	Michael SWEENEY	a	4:44.329	1:32.740	65	Michael SWEENEY	a	7:50.819	1:33.705
77	Ryan FARQUHAR	a	1:38.243	1:38.243	96	Andy FARRELL	a	4:45.207	1:33.137	96	Andy FARRELL	a	7:51.243	1:33.164
65	Michael SWEENEY	a	1:38.504	1:38.504	16	John BURROWS	a	4:47.248	1:34.182	16	John BURROWS	a	7:58.515	1:35.667
16	John BURROWS	a	1:39.011	1:39.011	71	Davy MORGAN	a	4:50.973	1:35.732	71	Davy MORGAN	a	8:05.566	1:37.911
71	Davy MORGAN	a	1:40.214	1:40.214	100	Josh TRIGWELL	b	4:56.286	1:39.352	57	Ian MORRELL	b	8:09.706	1:37.070
57	Ian MORRELL	b	1:42.422	1:42.422	57	Ian MORRELL	b	4:56.424	1:36.847	100	Josh TRIGWELL	b	8:12.384	1:38.204
113	Ronan PENTONY	c	1:43.932	1:43.932	113	Ronan PENTONY	c	5:00.558	1:38.268	113	Ronan PENTONY	c	8:16.110	1:38.065
33	David HOWARD	b	1:44.041	1:44.041	3	Anthony McCOLGAN	c	5:00.823	1:38.199	3	Anthony McCOLGAN	c	8:16.422	1:38.006
93	Ciaran O'CALLAGHAN	b	1:44.318	1:44.318	33	David HOWARD	b	5:01.771	1:38.658	24	Craig SHIRLAW	c	8:17.147	1:36.987
3	Anthony McCOLGAN	c	1:44.403	1:44.403	43	Robbie LYALL	b	5:01.883	1:38.222	43	Robbie LYALL	b	8:17.823	1:38.098
43	Robbie LYALL	b	1:44.999	1:44.999	103	Reuben McPHEE	c	5:01.944	1:38.108	103	Reuben McPHEE	c	8:18.323	1:38.462
64	Stephen McKNIGHT	b	1:45.348	1:45.348	93	Ciaran O'CALLAGHAN	b	5:02.397	1:38.882	33	David HOWARD	b	8:18.534	1:39.031
103	Reuben McPHEE	c	1:45.486	1:45.486	24	Craig SHIRLAW	c	5:02.441	1:37.692	155	Scott CAMPBELL	b	8:18.736	1:38.569
84	Maria COSTELLO	b	1:46.010	1:46.010	155	Scott CAMPBELL	b	5:02.598	1:38.687	93	Ciaran O'CALLAGHAN	b	8:19.863	1:38.656
155	Scott CAMPBELL	b	1:46.200	1:46.200	84	Maria COSTELLO	b	5:03.318	1:38.295	84	Maria COSTELLO	b	8:20.253	1:38.356
24	Craig SHIRLAW	c	1:46.406	1:46.406	64	Stephen McKNIGHT	b	5:03.864	1:39.338	64	Stephen McKNIGHT	b	8:21.691	1:39.375
7	Dave WALSH	c	1:47.729	1:47.729	70	Peter WHITESIDE	c	5:07.382	1:39.740	70	Peter WHITESIDE	c	8:26.859	1:40.084
70	Peter WHITESIDE	c	1:47.993	1:47.993	32	Joe PHILLIPS	c	5:14.499	1:42.742	7	Dave WALSH	c	8:36.794	1:41.016
32	Joe PHILLIPS	c	1:49.278	1:49.278	7	Dave WALSH	c	5:14.836	1:42.304	32	Joe PHILLIPS	c	8:39.252	1:42.630

2					4				
No	Name	G	Elapsed Time	Lap Time	No	Name	G	Elapsed Time	Lap Time
77	Ryan FARQUHAR	a	3:10.176	1:31.933	77	Ryan FARQUHAR	a	6:12.300	1:30.935
44	Jamie HAMILTON	a	3:10.968	1:33.855	65	Michael SWEENEY	a	6:17.114	1:32.785
65	Michael SWEENEY	a	3:11.589	1:33.085	44	Jamie HAMILTON	a	6:17.383	1:33.301
96	Andy FARRELL	a	3:12.070	1:33.967	96	Andy FARRELL	a	6:18.079	1:32.872
16	John BURROWS	a	3:13.066	1:34.055	16	John BURROWS	a	6:22.848	1:35.600
71	Davy MORGAN	a	3:15.241	1:35.027	71	Davy MORGAN	a	6:27.655	1:36.682
100	Josh TRIGWELL	b	3:16.934	1:39.013	57	Ian MORRELL	b	6:32.636	1:36.212
57	Ian MORRELL	b	3:19.577	1:37.155	100	Josh TRIGWELL	b	6:34.180	1:37.894
113	Ronan PENTONY	c	3:22.290	1:38.358	113	Ronan PENTONY	c	6:38.045	1:37.487
3	Anthony McCOLGAN	c	3:22.624	1:38.221	3	Anthony McCOLGAN	c	6:38.416	1:37.593
33	David HOWARD	b	3:23.113	1:39.072	33	David HOWARD	b	6:39.503	1:37.732
93	Ciaran O'CALLAGHAN	b	3:23.515	1:39.197	43	Robbie LYALL	b	6:39.725	1:37.842
43	Robbie LYALL	b	3:23.661	1:38.662	103	Reuben McPHEE	c	6:39.861	1:37.917
103	Reuben McPHEE	c	3:23.836	1:38.350	24	Craig SHIRLAW	c	6:40.160	1:37.719
155	Scott CAMPBELL	b	3:23.911	1:37.711	155	Scott CAMPBELL	b	6:40.167	1:37.569
64	Stephen McKNIGHT	b	3:24.526	1:39.178	93	Ciaran O'CALLAGHAN	b	6:41.207	1:38.810
24	Craig SHIRLAW	c	3:24.749	1:38.343	84	Maria COSTELLO	b	6:41.897	1:38.579
84	Maria COSTELLO	b	3:25.023	1:39.013	64	Stephen McKNIGHT	b	6:42.316	1:38.452
70	Peter WHITESIDE	c	3:27.642	1:39.649	70	Peter WHITESIDE	c	6:46.775	1:39.393
32	Joe PHILLIPS	c	3:31.757	1:42.479	7	Dave WALSH	c	6:55.778	1:40.942
7	Dave WALSH	c	3:32.532	1:44.803	32	Joe PHILLIPS	c	6:56.622	1:42.123

# KDM Hire Cookstown 100

## SUPERTWINS

### Race 17 - Drew Stewart Auto Repairs Supertwins B

Saturday, 28 April 2012



Pos	Class	No	Name	Machine / Sponsor	Gp	Laps	Total Time	Behind	Speed	-----Best Lap-----		
										Time	Speed	On

#### Race Classification

1	Stwins	47	Davie BLACK	Suzuki 650 - John Hunter	a	5	8:25.952		74.711	1:39.675	75.847	2
2	Stwins	177	Mark SHIELS	Kawasaki 650	b	5	8:33.748	7.796	73.577	1:41.143	74.746	4
3	Stwins	118	Tommy HEAPHY	Suzuki 650	a	5	8:37.077	11.125	73.103	1:41.224	74.686	3
4	Stwins	211	Tim STEPHENSON	Suzuki 650	b	5	8:39.879	13.927	72.709	1:42.772	73.561	4
5	Stwins	5	Paul LENNON	Kawasaki 650	a	5	8:40.148	14.196	72.672	1:42.134	74.020	2
6	Stwins	153	Noel BERTRAM	Suzuki 650	b	5	8:40.263	14.311	72.656	1:42.709	73.606	3
7	Stwins	125	Nigel HOWARD	Suzuki 650	a	5	8:44.564	18.612	72.060	1:43.016	73.387	3
8	Stwins	59	Anthony AMBLER	Suzuki 650	a	5	8:45.003	19.051	72.000	1:42.929	73.449	3
9	Stwins	88	Brendan FLYNN	Suzuki 650	b	5	8:58.090	32.138	70.248	1:45.898	71.389	4

#### Fastest Lap


Stwins	47	Davie BLACK	Suzuki 650 - John Hunter	a						1:39.675	75.847	2
--------	----	-------------	--------------------------	---	--	--	--	--	--	----------	--------	---

#### Not Classified

DNF	Stwins	72	Emmet McKNIGHT	Suzuki 650	b	3	5:11.622	2 Laps	72.780	1:42.139	74.017	3
DNF	Stwins	81	Julian KIRK	Kawasaki 650	b	3	7:32.395	2:20.773	50.133	1:45.005	71.997	2

Provisional result to be confirmed by the Stewards of the Meeting subject to completion of technical inspections & the time limit for protests

Page 1 / 1


Circuit	<b>Orritor</b>	Signed		Organising Club	<b>Cookstown &amp; District MCC</b>
Length(miles)	<b>2.1000</b>		Chief Timekeeper	Race Started	<b>18:13</b>
Weather	<b>Sunny, 10°C, 49%RH</b>	Issued At:	18:24	Gp Time Diff - b	<b>11.54</b>
Track	<b>Dry, 17°C</b>				



MCUI Ulster  
Centre Timing  
powered by  
e-Laps timing software

[www.elaps-timing.com](http://www.elaps-timing.com)





SUPERTWINS

Race 17 - Drew Stewart Auto Repairs Supertwins B

Saturday, 28 April 2012

DETAILED RESULT

**Race Classification**

**1 47 Davie BLACK**

Total Time **8:25.952** Avg Speed **74.711** Behind  
Best Time **1:39.675** Best Speed **75.847** On **2** Gp **a**

Lap	Elapsed Time	Lap Time	Lap Speed
1	1:43.682	1:43.682	72.915
2	3:23.357	1:39.675	75.847
3	5:03.785	1:40.428	75.278
4	6:44.180	1:40.395	75.303
5	8:25.952	1:41.772	74.284

**2 177 Mark SHIELS**

Total Time **8:33.748** Avg Speed **73.577** Behind **7.796**  
Best Time **1:41.143** Best Speed **74.746** On **4** Gp **b**

Lap	Elapsed Time	Lap Time	Lap Speed
1	1:46.921	1:46.921	70.706
2	3:28.271	1:41.350	74.593
3	5:09.767	1:41.496	74.486
4	6:50.910	1:41.143	74.746
5	8:33.748	1:42.838	73.514

**3 118 Tommy HEAPHY**

Total Time **8:37.077** Avg Speed **73.103** Behind **11.125**  
Best Time **1:41.224** Best Speed **74.686** On **3** Gp **a**

Lap	Elapsed Time	Lap Time	Lap Speed
1	1:49.023	1:49.023	69.343
2	3:30.961	1:41.938	74.163
3	5:12.185	1:41.224	74.686
4	6:54.528	1:42.343	73.869
5	8:37.077	1:42.549	73.721

**4 211 Tim STEPHENSON**

Total Time **8:39.879** Avg Speed **72.709** Behind **13.927**  
Best Time **1:42.772** Best Speed **73.561** On **4** Gp **b**

Lap	Elapsed Time	Lap Time	Lap Speed
1	1:47.674	1:47.674	70.212
2	3:31.100	1:43.426	73.096
3	5:14.125	1:43.025	73.380
4	6:56.897	1:42.772	73.561
5	8:39.879	1:42.982	73.411

**Race Classification**

**5 5 Paul LENNON**

Total Time **8:40.148** Avg Speed **72.672** Behind **14.196**  
Best Time **1:42.134** Best Speed **74.020** On **2** Gp **a**

Lap	Elapsed Time	Lap Time	Lap Speed
1	1:47.283	1:47.283	70.468
2	3:29.417	1:42.134	74.020
3	5:13.059	1:43.642	72.943
4	6:56.134	1:43.075	73.345
5	8:40.148	1:44.014	72.683

**6 153 Noel BERTRAM**

Total Time **8:40.263** Avg Speed **72.656** Behind **14.311**  
Best Time **1:42.709** Best Speed **73.606** On **3** Gp **b**

Lap	Elapsed Time	Lap Time	Lap Speed
1	1:48.228	1:48.228	69.853
2	3:31.697	1:43.469	73.065
3	5:14.406	1:42.709	73.606
4	6:57.258	1:42.852	73.504
5	8:40.263	1:43.005	73.394

**7 125 Nigel HOWARD**

Total Time **8:44.564** Avg Speed **72.060** Behind **18.612**  
Best Time **1:43.016** Best Speed **73.387** On **3** Gp **a**

Lap	Elapsed Time	Lap Time	Lap Speed
1	1:47.808	1:47.808	70.125
2	3:31.786	1:43.978	72.708
3	5:14.802	1:43.016	73.387
4	6:59.702	1:44.900	72.069
5	8:44.564	1:44.862	72.095

**8 59 Anthony AMBLER**

Total Time **8:45.003** Avg Speed **72.000** Behind **19.051**  
Best Time **1:42.929** Best Speed **73.449** On **3** Gp **a**

Lap	Elapsed Time	Lap Time	Lap Speed
1	1:48.659	1:48.659	69.575
2	3:32.828	1:44.169	72.574
3	5:15.757	1:42.929	73.449
4	7:00.228	1:44.471	72.365
5	8:45.003	1:44.775	72.155


# KDM Hire Cookstown 100

## SUPERTWINS

Race 17 - Drew Stewart Auto Repairs Supertwins B

Saturday, 28 April 2012

## DETAILED RESULT



### Race Classification

**9** 88 Brendan FLYNN

Total Time **8:58.090** Avg Speed **70.248** Behind **32.138**

Best Time **1:45.898** Best Speed **71.389** On **4** Gp **b**

Lap	Elapsed Time	Lap Time	Lap Speed
1	1:53.395	1:53.395	66.670
2	3:39.411	1:46.016	71.310
3	5:25.724	1:46.313	71.111
4	7:11.622	1:45.898	71.389
5	8:58.090	1:46.468	71.007

### Not Classified

**DNF** 72 Emmet McKNIGHT

Total Time **5:11.622** Avg Speed **72.780** Behind **2 Laps**

Best Time **1:42.139** Best Speed **74.017** On **3** Gp **b**

Lap	Elapsed Time	Lap Time	Lap Speed
1	1:46.596	1:46.596	70.922
2	3:29.483	1:42.887	73.479
3	5:11.622	1:42.139	74.017

**DNF** 81 Julian KIRK

Total Time **7:32.395** Avg Speed **50.133** Behind **2:20.773**

Best Time **1:45.005** Best Speed **71.997** On **2** Gp **b**


Lap	Elapsed Time	Lap Time	Lap Speed
1	1:52.312	1:52.312	67.312
2	3:37.317	1:45.005	71.997
3	7:32.395	3:55.078	32.160



MCUI Ulster  
Centre Timing  
powered by  
e-Laps timing software

[www.elaps-timing.com](http://www.elaps-timing.com)





**1**

No	Name	G	Elapsed Time	Lap Time
47	Davie BLACK	a	1:43.682	1:43.682
72	Emmet McKNIGHT	b	1:46.596	1:46.596
177	Mark SHIELS	b	1:46.921	1:46.921
5	Paul LENNON	a	1:47.283	1:47.283
211	Tim STEPHENSON	b	1:47.674	1:47.674
125	Nigel HOWARD	a	1:47.808	1:47.808
153	Noel BERTRAM	b	1:48.228	1:48.228
59	Anthony AMBLER	a	1:48.659	1:48.659
118	Tommy HEAPHY	a	1:49.023	1:49.023
81	Julian KIRK	b	1:52.312	1:52.312
88	Brendan FLYNN	b	1:53.395	1:53.395

**4**

No	Name	G	Elapsed Time	Lap Time
47	Davie BLACK	a	6:44.180	1:40.395
177	Mark SHIELS	b	6:50.910	1:41.143
118	Tommy HEAPHY	a	6:54.528	1:42.343
5	Paul LENNON	a	6:56.134	1:43.075
211	Tim STEPHENSON	b	6:56.897	1:42.772
153	Noel BERTRAM	b	6:57.258	1:42.852
125	Nigel HOWARD	a	6:59.702	1:44.900
59	Anthony AMBLER	a	7:00.228	1:44.471
88	Brendan FLYNN	b	7:11.622	1:45.898

**2**

No	Name	G	Elapsed Time	Lap Time
47	Davie BLACK	a	3:23.357	1:39.675
177	Mark SHIELS	b	3:28.271	1:41.350
5	Paul LENNON	a	3:29.417	1:42.134
72	Emmet McKNIGHT	b	3:29.483	1:42.887
118	Tommy HEAPHY	a	3:30.961	1:41.938
211	Tim STEPHENSON	b	3:31.100	1:43.426
153	Noel BERTRAM	b	3:31.697	1:43.469
125	Nigel HOWARD	a	3:31.786	1:43.978
59	Anthony AMBLER	a	3:32.828	1:44.169
81	Julian KIRK	b	3:37.317	1:45.005
88	Brendan FLYNN	b	3:39.411	1:46.016

**5**

No	Name	G	Elapsed Time	Lap Time
47	Davie BLACK	a	8:25.952	1:41.772
177	Mark SHIELS	b	8:33.748	1:42.838
118	Tommy HEAPHY	a	8:37.077	1:42.549
211	Tim STEPHENSON	b	8:39.879	1:42.982
5	Paul LENNON	a	8:40.148	1:44.014
153	Noel BERTRAM	b	8:40.263	1:43.005
125	Nigel HOWARD	a	8:44.564	1:44.862
59	Anthony AMBLER	a	8:45.003	1:44.775
88	Brendan FLYNN	b	8:58.090	1:46.468

**3**

No	Name	G	Elapsed Time	Lap Time
47	Davie BLACK	a	5:03.785	1:40.428
177	Mark SHIELS	b	5:09.767	1:41.496
72	Emmet McKNIGHT	b	5:11.622	1:42.139
118	Tommy HEAPHY	a	5:12.185	1:41.224
5	Paul LENNON	a	5:13.059	1:43.642
211	Tim STEPHENSON	b	5:14.125	1:43.025
153	Noel BERTRAM	b	5:14.406	1:42.709
125	Nigel HOWARD	a	5:14.802	1:43.016
59	Anthony AMBLER	a	5:15.757	1:42.929
88	Brendan FLYNN	b	5:25.724	1:46.313
81	Julian KIRK	b	7:32.395	3:55.078

**IRISH ROAD RACE SUPERTWINS**

2012

					#1	
Pos	No.	Name	Total	Diff	Gap	R1
1	77	Ryan FARQUHAR	25	0	0	25
2	44	Jamie HAMILTON	20	5	5	20
3	65	Michael SWEENEY	16	9	4	16
4	96	Andy FARRELL	13	12	3	13
5	16	John BURROWS	11	14	2	11
6	71	Davy MORGAN	10	15	1	10
7	57	Ian MORRELL	9	16	1	9
8	113	Ronan PENTONY	8	17	1	8
9	3	Anthony McCOLGAN	7	18	1	7
10	24	Craig SHIRLAW	6	19	1	6
11	43	Robbie LYALL	5	20	1	5
12	103	Reuben McPHEE	4	21	1	4
13	33	David HOWARD	3	22	1	3
14	155	Scott CAMPBELL	2	23	1	2
15	93	Ciaran O'CALLAGHAN	1	24	1	1

**Event Legend**

#1 27/04/2012 KDM HIRE COOKSTOWN 100

**ULSTER ROAD RACE SUPERTWINS**

2012

					#1	
Pos	No.	Name	Total	Diff	Gap	R1
1	77	Ryan FARQUHAR	25	0	0	25
2	44	Jamie HAMILTON	20	5	5	20
3	65	Michael SWEENEY	16	9	4	16
4	96	Andy FARRELL	13	12	3	13
5	16	John BURROWS	11	14	2	11
6	71	Davy MORGAN	10	15	1	10
7	57	Ian MORRELL	9	16	1	9
8	113	Ronan PENTONY	8	17	1	8
9	3	Anthony McCOLGAN	7	18	1	7
10	24	Craig SHIRLAW	6	19	1	6
11	43	Robbie LYALL	5	20	1	5
12	103	Reuben McPHEE	4	21	1	4
13	33	David HOWARD	3	22	1	3
14	155	Scott CAMPBELL	2	23	1	2
15	93	Ciaran O'CALLAGHAN	1	24	1	1

**Event Legend**

---

#1    27/04/2012    KDM HIRE COOKSTOWN 100