




COOKSTOWN 100

Friday 27th & Saturday 28th April 2012

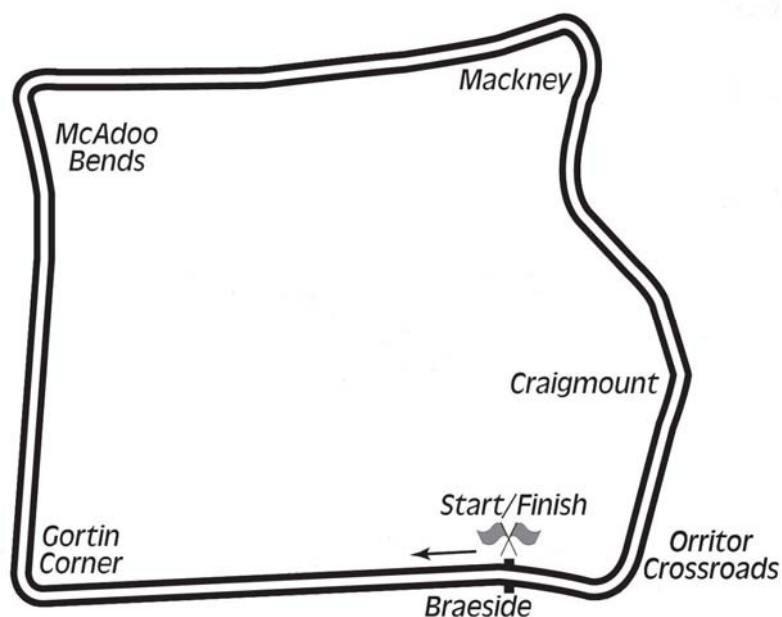
promoted by Cookstown & District MCC
www.cookstown100.com



ROYAL HOTEL OPEN B
&
ROYAL HOTEL COOKSTOWN 100 B



Orritor Circuit 2.1 miles



LAP RECORDS

Class	Rider	Machine	m s	mph	Year
125cc	William Dunlop	Honda	1 34.755	79.785	2010
Moto 450	Ryan Farquhar	Kawasaki	1 37.504	77.535	2011
250cc	William Dunlop	Honda	1 29.658	84.320	2009
Supersport 400	Ryan Farquhar	Kawasaki	1 36.97	77.962	2003
Supertwins	Ryan Farquhar	Kawasaki 650	1 30.968	83.106	2011
Supersport	Michael Dunlop	Yamaha	1 24.783	89.169	2011
Superbike	Guy Martin	Suzuki	1 23.139	90.932	2011
Senior Support	Gary Robinson	Yamaha 600	1 29.956	84.041	2007
Junior Support	Ciaran Donnelly	Honda 250	1 35.932	78.806	2011
Classic 1000cc	Wattie Brown	Norton 920	1 40.273	75.394	2006
Classic 500cc	Neill McWhirter	Norton	1 41.491	74.489	2010
Classic 350cc	Paul Coward	Honda	1 43.421	73.099	2004
Classic 250cc	Geoff McMullan	Suzuki	1 47.294	70.461	2006

MOST WINS at COOKSTOWN 100

Ryan Farquhar	22	1996 - 11
Ray McCullough	14	1967 - 79
Joey Dunlop	11	1977 - 98
Robert Dunlop	11	1985 - 08
Phillip McCallen	10	1987 - 96
Courtney Junk	8	1974 - 83
Mervyn Elwood	8	1987 - 97
Noel Hudson	7	1975 - 95
Bill Swallow	7	1987 - 00
Darran Lindsay	7	2000 - 05

ALL TIME IRISH ROAD RACE WINNERS (after Killalane 2011)

Most Wins at All Irish Road Race Meetings

1.	Ryan Farquhar	173	1995-11
2.	Joey Dunlop	156	1971-00
3.	Robert Dunlop	135	1980-08
4.	Ray McCullough	109	1960-82
	Phillip McCallen	109	1987-99
6.	Brian Reid	78	1980-94

KDM Hire Cookstown 100

SUPERBIKE

Group A Qualifying


Friday, 27 April 2012



Pos	Class	No	Name	Machine / Sponsor	----- Best Lap -----			On	Laps
					Time	Behind	Speed		
Qualifying Classification									
1	SBKR	18	Guy MARTIN	Suzuki - Tyco Suzuki by TAS Racing	1:26.260		87.642	4	6
2	SBKR	3	Michael DUNLOP	Honda - Hunts/McAdoo Racing	1:26.393	0.133	87.507	4	5
3	SBKR	13	Adrian ARCHIBALD	Kawasaki - AMA Racing	1:26.710	0.450	87.187	4	5
4	SBKR	36	Michael PEARSON	Honda - MPRSC/Richard Rawson	1:27.592	1.332	86.309	4	6
5	SBKR	16	John BURROWS	Suzuki - Cookstown BE Racing	1:27.746	1.486	86.158	4	5
6	SBKR	65	Michael SWEENEY	BMW - MJR Racing	1:29.211	2.951	84.743	4	5
7	SBKR	44	Jamie HAMILTON	Kawasaki - KMR Kawasaki	1:29.517	3.257	84.453	4	5
8	SBKR	33	Steve MERCER	Honda	1:29.627	3.367	84.350	5	5
9	SBKR	96	Andy FARRELL	Yamaha - Farrelly Racing	1:30.249	3.989	83.768	3	5
10	SBKR	31	Shaun ANDERSON	Suzuki - Team GAS Racing	1:31.302	5.042	82.802	4	5
11	SBKR	123	Michal DOKOUPIL	Yamaha 600	1:32.692	6.432	81.560	4	5
12	SBKR	28	Paul GARTLAND	Suzuki - Team GAS Racing	1:33.838	7.578	80.564	3	5
13	SBKR	24	Craig SHIRLAW	Kawasaki 600 - Shirlaws Motorcycles	1:34.679	8.419	79.849	3	5
14	SBKR	25	Ivan SHANLEY	Suzuki - Raymond Lilley	1:34.695	8.435	79.835	3	5
15	SBKR	52	Robert WILSON	Kawasaki 600 - Stoddart Racing	1:34.717	8.457	79.817	2	5
16	SBKR	26	Dennis BOOTH	Suzuki	1:34.920	8.660	79.646	2	5
17	SBKR	11	Callum LAIDLAW	Yamaha 600	1:34.968	8.708	79.606	5	5
18	SBKR	103	Reuben McPHEE	Yamaha 600 - N.J.T. Racing	1:35.688	9.428	79.007	5	5
19	SBKR	27	James McCANN	Yamaha 600 - Dixons Contractors	1:36.534	10.274	78.314	2	5
20	SBKR	35	Trevor FERGUSON	Yamaha 600	1:36.672	10.412	78.203	4	5
21	SBKR	113	Ronan PENTONY	Suzuki - RPMcycles.ie	1:38.726	12.466	76.576	2	4
22	SBKR	17	Olin HANAK	Honda 600	1:39.523	13.263	75.962	2	4
23	SBKR	57	Adrian LOGUE	Suzuki 750	1:42.271	16.011	73.921	4	4

Provisional result to be confirmed by the Stewards of the Meeting subject to completion of technical inspections & the time limit for protests

Page 1 / 1

Circuit	Orritor	Signed		Organising Club	Cookstown & District MCC
Length(miles)	2.1000		Chief Timekeeper	Qualifying Started	19:15
Weather	Sunny, 9°C, 55%RH	Issued At:	19:25		
Track	Dry, 14°C				

KDM Hire Cookstown 100

SUPERBIKE

Group A Qualifying

Friday, 27 April 2012

DETAILED RESULT



Qualifying Classification

Position

1 18 Guy MARTIN

Behind

Best Time **1:26.260** Best Speed **87.642** On **4** Gp **a**

Lap	Elapsed Time	Lap Time	Lap Speed
1	1:47.843	1:47.843	70.102
2	3:14.837	1:26.994	86.903
3	4:42.517	1:27.680	86.223
4	6:08.777	1:26.260	87.642
5	7:35.469	1:26.692	87.205
6	9:14.742	1:39.273	76.154

2 3 Michael DUNLOP

Behind **0.133**

Best Time **1:26.393** Best Speed **87.507** On **4** Gp **a**

Lap	Elapsed Time	Lap Time	Lap Speed
1	1:42.545	1:42.545	73.724
2	3:11.366	1:28.821	85.115
3	4:38.859	1:27.493	86.407
4	6:05.252	1:26.393	87.507
5	7:32.374	1:27.122	86.775

3 13 Adrian ARCHIBALD

Behind **0.450**

Best Time **1:26.710** Best Speed **87.187** On **4** Gp **a**

Lap	Elapsed Time	Lap Time	Lap Speed
1	1:42.908	1:42.908	73.464
2	3:12.424	1:29.516	84.454
3	4:42.361	1:29.937	84.059
4	6:09.071	1:26.710	87.187
5	7:38.126	1:29.055	84.891

4 36 Michael PEARSON

Behind **1.332**

Best Time **1:27.592** Best Speed **86.309** On **4** Gp **a**

Lap	Elapsed Time	Lap Time	Lap Speed
1	1:42.295	1:42.295	73.904
2	3:12.264	1:29.969	84.029
3	4:41.045	1:28.781	85.153
4	6:08.637	1:27.592	86.309
5	7:37.998	1:29.361	84.601
6	9:16.138	1:38.140	77.033

Qualifying Classification

Position

5 16 John BURROWS

Behind **1.486**

Best Time **1:27.746** Best Speed **86.158** On **4** Gp **a**

Lap	Elapsed Time	Lap Time	Lap Speed
1	1:43.828	1:43.828	72.813
2	3:13.071	1:29.243	84.713
3	4:43.531	1:30.460	83.573
4	6:11.277	1:27.746	86.158
5	7:39.566	1:28.289	85.628

6 65 Michael SWEENEY

Behind **2.951**

Best Time **1:29.211** Best Speed **84.743** On **4** Gp **a**

Lap	Elapsed Time	Lap Time	Lap Speed
1	1:56.825	1:56.825	64.712
2	3:28.863	1:32.038	82.140
3	4:58.994	1:30.131	83.878
4	6:28.205	1:29.211	84.743
5	7:57.425	1:29.220	84.734

7 44 Jamie HAMILTON

Behind **3.257**

Best Time **1:29.517** Best Speed **84.453** On **4** Gp **a**

Lap	Elapsed Time	Lap Time	Lap Speed
1	1:58.174	1:58.174	63.973
2	3:30.040	1:31.866	82.294
3	5:02.008	1:31.968	82.203
4	6:31.525	1:29.517	84.453
5	8:01.047	1:29.522	84.449

8 33 Steve MERCER

Behind **3.367**

Best Time **1:29.627** Best Speed **84.350** On **5** Gp **a**

Lap	Elapsed Time	Lap Time	Lap Speed
1	1:55.407	1:55.407	65.507
2	3:28.644	1:33.237	81.084
3	5:00.118	1:31.474	82.646
4	6:30.527	1:30.409	83.620
5	8:00.154	1:29.627	84.350

KDM Hire Cookstown 100

SUPERBIKE

Group A Qualifying

Friday, 27 April 2012

DETAILED RESULT



Qualifying Classification

Position

9 96 Andy FARRELL

Behind 3.989

Best Time 1:30.249 Best Speed 83.768 On 3 Gp a

Lap	Elapsed Time	Lap Time	Lap Speed
1	1:49.383	1:49.383	69.115
2	3:21.252	1:31.869	82.291
3	4:51.501	1:30.249	83.768
4	6:23.117	1:31.616	82.518
5	7:54.874	1:31.757	82.392

Qualifying Classification

Position

13 24 Craig SHIRLAW

Behind 8.419

Best Time 1:34.679 Best Speed 79.849 On 3 Gp a

Lap	Elapsed Time	Lap Time	Lap Speed
1	2:14.716	2:14.716	56.118
2	3:51.093	1:36.377	78.442
3	5:25.772	1:34.679	79.849
4	7:01.962	1:36.190	78.594
5	8:39.882	1:37.920	77.206

10 31 Shaun ANDERSON

Behind 5.042

Best Time 1:31.302 Best Speed 82.802 On 4 Gp a

Lap	Elapsed Time	Lap Time	Lap Speed
1	1:47.660	1:47.660	70.221
2	3:20.485	1:32.825	81.444
3	4:52.011	1:31.526	82.599
4	6:23.313	1:31.302	82.802
5	7:55.035	1:31.722	82.423

14 25 Ivan SHANLEY

Behind 8.435

Best Time 1:34.695 Best Speed 79.835 On 3 Gp a

Lap	Elapsed Time	Lap Time	Lap Speed
1	1:53.083	1:53.083	66.854
2	3:28.559	1:35.476	79.182
3	5:03.254	1:34.695	79.835
4	6:38.954	1:35.700	78.997
5	8:13.737	1:34.783	79.761

11 123 Michal DOKOUPIL

Behind 6.432

Best Time 1:32.692 Best Speed 81.560 On 4 Gp a

Lap	Elapsed Time	Lap Time	Lap Speed
1	2:07.313	2:07.313	59.381
2	3:42.180	1:34.867	79.691
3	5:14.899	1:32.719	81.537
4	6:47.591	1:32.692	81.560
5	8:20.839	1:33.248	81.074

15 52 Robert WILSON

Behind 8.457

Best Time 1:34.717 Best Speed 79.817 On 2 Gp a

Lap	Elapsed Time	Lap Time	Lap Speed
1	2:12.137	2:12.137	57.213
2	3:46.854	1:34.717	79.817
3	5:22.307	1:35.453	79.201
4	7:01.729	1:39.422	76.040
5	8:36.522	1:34.793	79.753

12 28 Paul GARTLAND

Behind 7.578

Best Time 1:33.838 Best Speed 80.564 On 3 Gp a

Lap	Elapsed Time	Lap Time	Lap Speed
1	1:54.524	1:54.524	66.012
2	3:29.923	1:35.399	79.246
3	5:03.761	1:33.838	80.564
4	6:39.209	1:35.448	79.205
5	8:14.037	1:34.828	79.723

16 26 Dennis BOOTH

Behind 8.660

Best Time 1:34.920 Best Speed 79.646 On 2 Gp a

Lap	Elapsed Time	Lap Time	Lap Speed
1	2:10.424	2:10.424	57.965
2	3:45.344	1:34.920	79.646
3	5:21.242	1:35.898	78.834
4	6:57.875	1:36.633	78.234
5	8:34.257	1:36.382	78.438

KDM Hire Cookstown 100

SUPERBIKE

Group A Qualifying

Friday, 27 April 2012

DETAILED RESULT



Qualifying Classification

Position

17 11 Callum LAIDLAW

Behind 8.708

Best Time 1:34.968 Best Speed 79.606 On 5 Gp a

Lap	Elapsed Time	Lap Time	Lap Speed
1	2:07.218	2:07.218	59.426
2	3:43.786	1:36.568	78.287
3	5:21.756	1:37.970	77.166
4	7:00.586	1:38.830	76.495
5	8:35.554	1:34.968	79.606

18 103 Reuben McPHEE

Behind 9.428

Best Time 1:35.688 Best Speed 79.007 On 5 Gp a

Lap	Elapsed Time	Lap Time	Lap Speed
1	2:08.535	2:08.535	58.817
2	3:45.107	1:36.572	78.284
3	5:21.942	1:36.835	78.071
4	7:01.489	1:39.547	75.944
5	8:37.177	1:35.688	79.007

19 27 James McCANN

Behind 10.274

Best Time 1:36.534 Best Speed 78.314 On 2 Gp a

Lap	Elapsed Time	Lap Time	Lap Speed
1	1:48.490	1:48.490	69.684
2	3:25.024	1:36.534	78.314
3	5:01.870	1:36.846	78.062
4	6:38.590	1:36.720	78.164
5	8:16.400	1:37.810	77.293

20 35 Trevor FERGUSON

Behind 10.412

Best Time 1:36.672 Best Speed 78.203 On 4 Gp a

Lap	Elapsed Time	Lap Time	Lap Speed
1	2:24.185	2:24.185	52.433
2	4:02.593	1:38.408	76.823
3	5:39.561	1:36.968	77.964
4	7:16.233	1:36.672	78.203
5	8:54.498	1:38.265	76.935

Qualifying Classification

Position

21 113 Ronan PENTONY

Behind 12.466

Best Time 1:38.726 Best Speed 76.576 On 2 Gp a

Lap	Elapsed Time	Lap Time	Lap Speed
1	2:02.750	2:02.750	61.589
2	3:41.476	1:38.726	76.576
3	5:21.095	1:39.619	75.889
4	7:01.118	1:40.023	75.583

22 17 Olin HANAK

Behind 13.263

Best Time 1:39.523 Best Speed 75.962 On 2 Gp a

Lap	Elapsed Time	Lap Time	Lap Speed
1	2:20.859	2:20.859	53.671
2	4:00.382	1:39.523	75.962
3	6:02.053	2:01.671	62.135
4	7:42.396	1:40.343	75.342

23 57 Adrian LOGUE

Behind 16.011

Best Time 1:42.271 Best Speed 73.921 On 4 Gp a

Lap	Elapsed Time	Lap Time	Lap Speed
1	2:28.528	2:28.528	50.899
2	4:13.670	1:45.142	71.903
3	5:58.937	1:45.267	71.817
4	7:41.208	1:42.271	73.921

KDM Hire Cookstown 100

SUPERBIKE

Group B Qualifying


Friday, 27 April 2012



Pos	Class	No	Name	Machine / Sponsor	----- Best Lap -----			On	Laps
					Time	Behind	Speed		
Qualifying Classification									
1	SBKR	6	William DUNLOP	Honda - Wilson Craig Racing	1:25.973		87.935	3	5
2	SBKR	77	Ryan FARQUHAR	Kawasaki - KMR Kawasaki	1:26.322	0.349	87.579	4	5
3	SBKR	111	Brian McCORMACK	Honda - TAG Racing	1:28.966	2.993	84.976	5	5
4	SBKR	71	Davy MORGAN	Suzuki - Strangford Holiday Park	1:29.640	3.667	84.337	4	5
5	SBKR	186	Derek McGEE	Yamaha 600	1:29.697	3.724	84.284	4	5
6	SBKR	122	Alan BONNER	Honda	1:30.320	4.347	83.702	5	5
7	SBKR	42	Rob BARBER	BMW	1:30.361	4.388	83.664	4	5
8	SBKR	93	Paul CRANSTON	Honda - P & J Fuel Haulage	1:31.326	5.353	82.780	4	5
9	SBKR	144	Glenn WALKER	Kawasaki 600 - Scotts Garage	1:31.880	5.907	82.281	3	5
10	SBKR	64	Stephen McKNIGHT	Yamaha 600	1:32.477	6.504	81.750	5	5
11	SBKR	9	Wayne KIRWAN	Honda 600 - MRP Racing	1:32.711	6.738	81.544	4	5
12	SBKR	150	William DAVISON	Honda 600 - Hill Contracts	1:32.923	6.950	81.358	4	5
13	SBKR	22	Stephen McLVENNA	Yamaha 600	1:34.973	9.000	79.602	4	5
14	SBKR	54	Corran SMYTH	Suzuki - Team GAS Racing	1:36.739	10.766	78.148	4	4
15	SBKR	119	Kevin STROWGER	Suzuki	1:37.976	12.003	77.162	3	5
16	SBKR	12	Alan JACKSON	Honda 600 - W A Corless / Jackson Racing	1:38.646	12.673	76.638	2	5
17	SBKR	911	Adam SHERIFF	Yamaha	1:40.556	14.583	75.182	4	4

Provisional result to be confirmed by the Stewards of the Meeting subject to completion of technical inspections & the time limit for protests

Page 1 / 1

Circuit	Orritor	Signed		Organising Club	Cookstown & District MCC
Length(miles)	2.1000		Chief Timekeeper	Qualifying Started	19:29
Weather	Sunny, 9°C, 51%RH	Issued At:	19:40		
Track	Dry, 11°C				

KDM Hire Cookstown 100

SUPERBIKE

Group B Qualifying

Friday, 27 April 2012

DETAILED RESULT



Qualifying Classification

Position

1 6 William DUNLOP

Behind

Best Time **1:25.973** Best Speed **87.935** On **3** Gp **a**

Lap	Elapsed Time	Lap Time	Lap Speed
1	1:52.226	1:52.226	67.364
2	3:19.408	1:27.182	86.715
3	4:45.381	1:25.973	87.935
4	6:12.384	1:27.003	86.894
5	7:39.828	1:27.444	86.455

2 77 Ryan FARQUHAR

Behind **0.349**

Best Time **1:26.322** Best Speed **87.579** On **4** Gp **a**

Lap	Elapsed Time	Lap Time	Lap Speed
1	1:47.431	1:47.431	70.371
2	3:14.820	1:27.389	86.510
3	4:41.485	1:26.665	87.232
4	6:07.807	1:26.322	87.579
5	7:39.664	1:31.857	82.302

3 111 Brian McCORMACK

Behind **2.993**

Best Time **1:28.966** Best Speed **84.976** On **5** Gp **a**

Lap	Elapsed Time	Lap Time	Lap Speed
1	1:56.251	1:56.251	65.032
2	3:28.970	1:32.719	81.537
3	5:00.356	1:31.386	82.726
4	6:29.760	1:29.404	84.560
5	7:58.726	1:28.966	84.976

4 71 Davy MORGAN

Behind **3.667**

Best Time **1:29.640** Best Speed **84.337** On **4** Gp **a**

Lap	Elapsed Time	Lap Time	Lap Speed
1	2:22.564	2:22.564	53.029
2	3:53.048	1:30.484	83.551
3	5:23.451	1:30.403	83.626
4	6:53.091	1:29.640	84.337
5	8:23.204	1:30.113	83.895

Qualifying Classification

Position

5 186 Derek McGEE

Behind **3.724**

Best Time **1:29.697** Best Speed **84.284** On **4** Gp **a**

Lap	Elapsed Time	Lap Time	Lap Speed
1	2:13.800	2:13.800	56.502
2	3:44.966	1:31.166	82.926
3	5:16.647	1:31.681	82.460
4	6:46.344	1:29.697	84.284
5	8:18.088	1:31.744	82.403

6 122 Alan BONNER

Behind **4.347**

Best Time **1:30.320** Best Speed **83.702** On **5** Gp **a**

Lap	Elapsed Time	Lap Time	Lap Speed
1	2:22.464	2:22.464	53.066
2	3:56.324	1:33.860	80.545
3	5:27.228	1:30.904	83.165
4	6:58.014	1:30.786	83.273
5	8:28.334	1:30.320	83.702

7 42 Rob BARBER

Behind **4.388**

Best Time **1:30.361** Best Speed **83.664** On **4** Gp **a**

Lap	Elapsed Time	Lap Time	Lap Speed
1	2:05.661	2:05.661	60.162
2	3:39.274	1:33.613	80.758
3	5:12.001	1:32.727	81.530
4	6:42.362	1:30.361	83.664
5	8:13.791	1:31.429	82.687

8 93 Paul CRANSTON

Behind **5.353**

Best Time **1:31.326** Best Speed **82.780** On **4** Gp **a**

Lap	Elapsed Time	Lap Time	Lap Speed
1	1:57.461	1:57.461	64.362
2	3:30.606	1:33.145	81.164
3	5:02.204	1:31.598	82.535
4	6:33.530	1:31.326	82.780
5	8:05.186	1:31.656	82.482

KDM Hire Cookstown 100

SUPERBIKE

Group B Qualifying

Friday, 27 April 2012

DETAILED RESULT



Qualifying Classification

Position

9 144 Glenn WALKER

Behind 5.907

Best Time 1:31.880 Best Speed 82.281 On 3 Gp a

Lap	Elapsed Time	Lap Time	Lap Speed
1	2:07.459	2:07.459	59.313
2	3:41.620	1:34.161	80.288
3	5:13.500	1:31.880	82.281
4	6:45.872	1:32.372	81.843
5	8:18.592	1:32.720	81.536

10 64 Stephen McKNIGHT

Behind 6.504

Best Time 1:32.477 Best Speed 81.750 On 5 Gp a

Lap	Elapsed Time	Lap Time	Lap Speed
1	1:53.965	1:53.965	66.336
2	3:27.376	1:33.411	80.933
3	4:59.899	1:32.523	81.709
4	6:32.383	1:32.484	81.744
5	8:04.860	1:32.477	81.750

11 9 Wayne KIRWAN

Behind 6.738

Best Time 1:32.711 Best Speed 81.544 On 4 Gp a

Lap	Elapsed Time	Lap Time	Lap Speed
1	2:16.152	2:16.152	55.526
2	3:49.699	1:33.547	80.815
3	5:23.091	1:33.392	80.949
4	6:55.802	1:32.711	81.544
5	8:28.913	1:33.111	81.193

12 150 William DAVISON

Behind 6.950

Best Time 1:32.923 Best Speed 81.358 On 4 Gp a

Lap	Elapsed Time	Lap Time	Lap Speed
1	2:03.723	2:03.723	61.104
2	3:38.456	1:34.733	79.803
3	5:11.568	1:33.112	81.193
4	6:44.491	1:32.923	81.358
5	8:17.540	1:33.049	81.248

Qualifying Classification

Position

13 22 Stephen McILVENNA

Behind 9.000

Best Time 1:34.973 Best Speed 79.602 On 4 Gp a

Lap	Elapsed Time	Lap Time	Lap Speed
1	2:04.496	2:04.496	60.725
2	3:41.058	1:36.562	78.292
3	5:16.892	1:35.834	78.886
4	6:51.865	1:34.973	79.602
5	8:27.297	1:35.432	79.219

14 54 Corran SMYTH

Behind 10.766

Best Time 1:36.739 Best Speed 78.148 On 4 Gp a

Lap	Elapsed Time	Lap Time	Lap Speed
1	3:00.463	3:00.463	41.892
2	4:39.993	1:39.530	75.957
3	6:17.292	1:37.299	77.699
4	7:54.031	1:36.739	78.148

15 119 Kevin STROWGER

Behind 12.003

Best Time 1:37.976 Best Speed 77.162 On 3 Gp a

Lap	Elapsed Time	Lap Time	Lap Speed
1	2:28.021	2:28.021	51.074
2	4:06.141	1:38.120	77.049
3	5:44.117	1:37.976	77.162
4	7:22.943	1:38.826	76.498
5	9:02.508	1:39.565	75.930

16 12 Alan JACKSON

Behind 12.673

Best Time 1:38.646 Best Speed 76.638 On 2 Gp a

Lap	Elapsed Time	Lap Time	Lap Speed
1	2:21.122	2:21.122	53.571
2	3:59.768	1:38.646	76.638
3	5:39.171	1:39.403	76.054
4	7:20.528	1:41.357	74.588
5	9:01.961	1:41.433	74.532

KDM Hire Cookstown 100

SUPERBIKE

Group B Qualifying

Friday, 27 April 2012

DETAILED RESULT



Qualifying Classification

Position

17 911 Adam SHERIFF

Behind 14.583

Best Time 1:40.556 Best Speed 75.182 On 4 Gp a

Lap	Elapsed Time	Lap Time	Lap Speed
1	2:39.496	2:39.496	47.399
2	4:20.225	1:40.729	75.053
3	6:01.561	1:41.336	74.603
4	7:42.117	1:40.556	75.182

KDM Hire Cookstown 100

SUPERBIKE


Combined Qualifying



-----Best Time / Qual Laps-----							Overall Best Time / Speed / Total Qual Laps		
Pos	Class	No	Name	Session A	Session B	Session C	Session D		
1	SBKR	6	William DUNLOP	-----	1:25.973	-----	-----	1:25.973	87.935
2	SBKR	18	Guy MARTIN	1:26.260	-----	-----	-----	1:26.260	87.642
3	SBKR	77	Ryan FARQUHAR	-----	1:26.322	-----	-----	1:26.322	87.579
4	SBKR	3	Michael DUNLOP	1:26.393	-----	-----	-----	1:26.393	87.507
5	SBKR	13	Adrian ARCHIBALD	1:26.710	-----	-----	-----	1:26.710	87.187
6	SBKR	36	Michael PEARSON	1:27.592	-----	-----	-----	1:27.592	86.309
7	SBKR	16	John BURROWS	1:27.746	-----	-----	-----	1:27.746	86.158
8	SBKR	111	Brian McCORMACK	-----	1:28.966	-----	-----	1:28.966	84.976
9	SBKR	65	Michael SWEENEY	1:29.211	-----	-----	-----	1:29.211	84.743
10	SBKR	44	Jamie HAMILTON	1:29.517	-----	-----	-----	1:29.517	84.453
11	SBKR	33	Steve MERCER	1:29.627	-----	-----	-----	1:29.627	84.350
12	SBKR	71	Davy MORGAN	-----	1:29.640	-----	-----	1:29.640	84.337
13	SBKR	186	Derek McGEE	-----	1:29.697	-----	-----	1:29.697	84.284
14	SBKR	96	Andy FARRELL	1:30.249	-----	-----	-----	1:30.249	83.768
15	SBKR	122	Alan BONNER	-----	1:30.320	-----	-----	1:30.320	83.702
16	SBKR	42	Rob BARBER	-----	1:30.361	-----	-----	1:30.361	83.664
17	SBKR	31	Shaun ANDERSON	1:31.302	-----	-----	-----	1:31.302	82.802
18	SBKR	93	Paul CRANSTON	-----	1:31.326	-----	-----	1:31.326	82.780
19	SBKR	144	Glenn WALKER	-----	1:31.880	-----	-----	1:31.880	82.281
20	SBKR	64	Stephen McKNIGHT	-----	1:32.477	-----	-----	1:32.477	81.750
21	SBKR	123	Michal DOKOUPIL	1:32.692	-----	-----	-----	1:32.692	81.560
22	SBKR	9	Wayne KIRWAN	-----	1:32.711	-----	-----	1:32.711	81.544
23	SBKR	150	William DAVISON	-----	1:32.923	-----	-----	1:32.923	81.358
24	SBKR	28	Paul GARTLAND	1:33.838	-----	-----	-----	1:33.838	80.564
25	SBKR	24	Craig SHIRLAW	1:34.679	-----	-----	-----	1:34.679	79.849
26	SBKR	25	Ivan SHANLEY	1:34.695	-----	-----	-----	1:34.695	79.835
27	SBKR	52	Robert WILSON	1:34.717	-----	-----	-----	1:34.717	79.817
28	SBKR	26	Dennis BOOTH	1:34.920	-----	-----	-----	1:34.920	79.646
29	SBKR	11	Callum LAIDLAW	1:34.968	-----	-----	-----	1:34.968	79.606
30	SBKR	22	Stephen McILVENNA	-----	1:34.973	-----	-----	1:34.973	79.602
31	SBKR	103	Reuben McPHEE	1:35.688	-----	-----	-----	1:35.688	79.007
32	SBKR	27	James McCANN	1:36.534	-----	-----	-----	1:36.534	78.314
33	SBKR	35	Trevor FERGUSON	1:36.672	-----	-----	-----	1:36.672	78.203
34	SBKR	54	Corran SMYTH	-----	1:36.739	-----	-----	1:36.739	78.148
35	SBKR	119	Kevin STROWGER	-----	1:37.976	-----	-----	1:37.976	77.162
36	SBKR	12	Alan JACKSON	-----	1:38.646	-----	-----	1:38.646	76.638
37	SBKR	113	Ronan PENTONY	1:38.726	-----	-----	-----	1:38.726	76.576
38	SBKR	17	Olin HANAK	1:39.523	-----	-----	-----	1:39.523	75.962
39	SBKR	911	Adam SHERIFF	-----	1:40.556	-----	-----	1:40.556	75.182
40	SBKR	57	Adrian LOGUE	1:42.271	-----	-----	-----	1:42.271	73.921

Provisional result to be confirmed by the Stewards of the Meeting subject to completion of technical inspections & the time limit for protests

Page 1 / 1

Circuit	Orritor	Signed		Organising Club	Cookstown & District MCC
Length(miles)	2.1000		Chief Timekeeper		
Weather		Issued At:			
Track					



MCUI Ulster
Centre Timing
powered by
e-Laps timing software

www.elaps-timing.com



KDM HIRE COOKSTOWN 100

SUPERBIKE

Orritor 2.100 Miles


R18: Royal Hotel Cookstown 100 B

28/04/2012 16:55

Race (6 Laps)

RACE 18 - COOKSTOWN 100 B

5	12 A	113 B	911 C	B
4	A	B	C	
3	119 A	B	C	
2	27 A	35 B	54 C	
1	24 A POLE POSITION	25 B	52 C	A



KDM Hire Cookstown 100

SUPERBIKE

Race 8 - The Royal Hotel Open B

Saturday, 28 April 2012



Pos	Class	No	Name	Machine / Sponsor	Gp	Laps	Total Time	Behind	Speed	-----Best Lap-----		
										Time	Speed	On

Race Classification


1	SBKR	52	Robert WILSON	Kawasaki 600 - Stoddart Racing	a	5	7:42.500		81.730	1:29.945	84.051	5
2	SBKR	25	Ivan SHANLEY	Yamaha 600 - TY-Rock	a	5	7:44.870	2.370	81.313	1:31.318	82.788	3
3	SBKR	28	Paul GARTLAND	Suzuki - Team GAS Racing	a	5	7:45.578	3.078	81.189	1:31.776	82.374	5
4	SBKR	24	Craig SHIRLAW	Kawasaki 600 - Shirlaws Motorcycles	a	5	7:54.487	11.987	79.665	1:32.619	81.625	5
5	SBKR	11	Callum LAIDLAW	Yamaha 600	a	5	7:57.056	14.556	79.236	1:33.478	80.875	2
6	SBKR	26	Dennis BOOTH	Suzuki	a	5	7:57.320	14.820	79.192	1:34.149	80.298	2
7	SBKR	22	Stephen McILVENNA	Yamaha 600	a	5	7:57.499	14.999	79.162	1:33.588	80.780	2
8	SBKR	119	Kevin STROWGER	Suzuki	b	5	7:59.821	17.321	78.779	1:33.030	81.264	4
9	SBKR	35	Trevor FERGUSON	Suzuki 750	b	5	8:01.931	19.431	78.434	1:33.877	80.531	4
10	SBKR	103	Reuben McPHEE	Yamaha 600 - N.J.T. Racing	b	5	8:05.930	23.430	77.789	1:34.647	79.876	5
11	SBKR	54	Corran SMYTH	Suzuki - Team GAS Racing	b	5	8:08.458	25.958	77.386	1:36.350	78.464	2
12	SBKR	27	James McCANN	Yamaha 600 - Dixons Contractors	b	5	8:08.872	26.372	77.321	1:36.102	78.666	2
13	SBKR	17	Olin HANAK	Honda 600	b	5	8:09.022	26.522	77.297	1:35.857	78.867	3
14	SBKR	12	Alan JACKSON	Honda 600 - W A Corless / Jackson Racing	b	5	8:10.654	28.154	77.040	1:35.468	79.189	2
15	SBKR	911	Adam SHERIFF	Yamaha	b	5	8:29.812	47.312	74.145	1:38.214	76.975	4
16	SBKR	113	Ronan PENTONY	Yamaha 600 - RPMcycles.ie	b	5	8:37.250	54.750	73.079	1:37.045	77.902	2

Fastest Lap

SBKR	52	Robert WILSON	Kawasaki 600 - Stoddart Racing	a						1:29.945	84.051	5
------	----	---------------	--------------------------------	---	--	--	--	--	--	----------	--------	---

Provisional result to be confirmed by the Stewards of the Meeting subject to completion of technical inspections & the time limit for protests

Page 1 / 1

Circuit	Orritor	Signed		Organising Club	Cookstown & District MCC
Length(miles)	2.1000		Chief Timekeeper	Race Started	13:58
Weather	Cloudy, 9°C, 53%RH	Issued At:	14:10	Gp Time Diff - b 10.99 / c 10.99	
Track	Dry, 16°C				



MCUI Ulster
Centre Timing
powered by
e-Laps timing software

www.elaps-timing.com



KDM Hire Cookstown 100

SUPERBIKE

Race 8 - The Royal Hotel Open B

Saturday, 28 April 2012

DETAILED RESULT



Race Classification

1 52 Robert WILSON

Total Time **7:42.500** Avg Speed **81.730** Behind
Best Time **1:29.945** Best Speed **84.051** On **5** Gp **a**

Lap	Elapsed Time	Lap Time	Lap Speed
1	1:37.643	1:37.643	77.425
2	3:09.492	1:31.849	82.309
3	4:41.394	1:31.902	82.262
4	6:12.555	1:31.161	82.930
5	7:42.500	1:29.945	84.051

2 25 Ivan SHANLEY

Total Time **7:44.870** Avg Speed **81.313** Behind **2.370**
Best Time **1:31.318** Best Speed **82.788** On **3** Gp **a**

Lap	Elapsed Time	Lap Time	Lap Speed
1	1:37.229	1:37.229	77.755
2	3:09.019	1:31.790	82.362
3	4:40.337	1:31.318	82.788
4	6:13.034	1:32.697	81.556
5	7:44.870	1:31.836	82.321

3 28 Paul GARTLAND

Total Time **7:45.578** Avg Speed **81.189** Behind **3.078**
Best Time **1:31.776** Best Speed **82.374** On **5** Gp **a**

Lap	Elapsed Time	Lap Time	Lap Speed
1	1:36.410	1:36.410	78.415
2	3:08.649	1:32.239	81.961
3	4:41.229	1:32.580	81.659
4	6:13.802	1:32.573	81.665
5	7:45.578	1:31.776	82.374

4 24 Craig SHIRLAW

Total Time **7:54.487** Avg Speed **79.665** Behind **11.987**
Best Time **1:32.619** Best Speed **81.625** On **5** Gp **a**

Lap	Elapsed Time	Lap Time	Lap Speed
1	1:40.152	1:40.152	75.485
2	3:13.786	1:33.634	80.740
3	4:47.619	1:33.833	80.569
4	6:21.868	1:34.249	80.213
5	7:54.487	1:32.619	81.625

Race Classification

5 11 Callum LAIDLAW

Total Time **7:57.056** Avg Speed **79.236** Behind **14.556**
Best Time **1:33.478** Best Speed **80.875** On **2** Gp **a**

Lap	Elapsed Time	Lap Time	Lap Speed
1	1:40.774	1:40.774	75.019
2	3:14.252	1:33.478	80.875
3	4:48.194	1:33.942	80.475
4	6:22.456	1:34.262	80.202
5	7:57.056	1:34.600	79.915

6 26 Dennis BOOTH

Total Time **7:57.320** Avg Speed **79.192** Behind **14.820**
Best Time **1:34.149** Best Speed **80.298** On **2** Gp **a**

Lap	Elapsed Time	Lap Time	Lap Speed
1	1:38.707	1:38.707	76.590
2	3:12.856	1:34.149	80.298
3	4:47.199	1:34.343	80.133
4	6:21.702	1:34.503	79.997
5	7:57.320	1:35.618	79.065

7 22 Stephen McILVENNA

Total Time **7:57.499** Avg Speed **79.162** Behind **14.999**
Best Time **1:33.588** Best Speed **80.780** On **2** Gp **a**

Lap	Elapsed Time	Lap Time	Lap Speed
1	1:40.846	1:40.846	74.966
2	3:14.434	1:33.588	80.780
3	4:48.519	1:34.085	80.353
4	6:22.561	1:34.042	80.390
5	7:57.499	1:34.938	79.631

8 119 Kevin STROWGER

Total Time **7:59.821** Avg Speed **78.779** Behind **17.321**
Best Time **1:33.030** Best Speed **81.264** On **4** Gp **b**

Lap	Elapsed Time	Lap Time	Lap Speed
1	1:42.485	1:42.485	73.767
2	3:18.479	1:35.994	78.755
3	4:53.437	1:34.958	79.614
4	6:26.467	1:33.030	81.264
5	7:59.821	1:33.354	80.982



MCUI Ulster
Centre Timing
powered by
e-Laps timing software

www.elaps-timing.com





Race Classification

9 35 Trevor FERGUSON

Total Time **8:01.931** Avg Speed **78.434** Behind **19.431**
 Best Time **1:33.877** Best Speed **80.531** On **4** Gp **b**

Lap	Elapsed Time	Lap Time	Lap Speed
1	1:40.303	1:40.303	75.372
2	3:16.309	1:36.006	78.745
3	4:53.187	1:36.878	78.036
4	6:27.064	1:33.877	80.531
5	8:01.931	1:34.867	79.691

10 103 Reuben McPHEE

Total Time **8:05.930** Avg Speed **77.789** Behind **23.430**
 Best Time **1:34.647** Best Speed **79.876** On **5** Gp **b**

Lap	Elapsed Time	Lap Time	Lap Speed
1	1:41.639	1:41.639	74.381
2	3:17.642	1:36.003	78.748
3	4:53.860	1:36.218	78.572
4	6:31.283	1:37.423	77.600
5	8:05.930	1:34.647	79.876

11 54 Corran SMYTH

Total Time **8:08.458** Avg Speed **77.386** Behind **25.958**
 Best Time **1:36.350** Best Speed **78.464** On **2** Gp **b**

Lap	Elapsed Time	Lap Time	Lap Speed
1	1:40.248	1:40.248	75.413
2	3:16.598	1:36.350	78.464
3	4:53.073	1:36.475	78.362
4	6:31.158	1:38.085	77.076
5	8:08.458	1:37.300	77.698

12 27 James McCANN

Total Time **8:08.872** Avg Speed **77.321** Behind **26.372**
 Best Time **1:36.102** Best Speed **78.666** On **2** Gp **b**

Lap	Elapsed Time	Lap Time	Lap Speed
1	1:42.075	1:42.075	74.063
2	3:18.177	1:36.102	78.666
3	4:54.406	1:36.229	78.563
4	6:31.787	1:37.381	77.633
5	8:08.872	1:37.085	77.870

Race Classification

13 17 Olin HANAK

Total Time **8:09.022** Avg Speed **77.297** Behind **26.522**
 Best Time **1:35.857** Best Speed **78.867** On **3** Gp **b**

Lap	Elapsed Time	Lap Time	Lap Speed
1	1:42.876	1:42.876	73.487
2	3:18.761	1:35.885	78.844
3	4:54.618	1:35.857	78.867
4	6:32.117	1:37.499	77.539
5	8:09.022	1:36.905	78.015

14 12 Alan JACKSON

Total Time **8:10.654** Avg Speed **77.040** Behind **28.154**
 Best Time **1:35.468** Best Speed **79.189** On **2** Gp **b**

Lap	Elapsed Time	Lap Time	Lap Speed
1	1:44.550	1:44.550	72.310
2	3:20.018	1:35.468	79.189
3	4:55.973	1:35.955	78.787
4	6:32.848	1:36.875	78.039
5	8:10.654	1:37.806	77.296

15 911 Adam SHERIFF

Total Time **8:29.812** Avg Speed **74.145** Behind **47.312**
 Best Time **1:38.214** Best Speed **76.975** On **4** Gp **b**

Lap	Elapsed Time	Lap Time	Lap Speed
1	1:48.426	1:48.426	69.725
2	3:30.975	1:42.549	73.721
3	5:11.689	1:40.714	75.064
4	6:49.903	1:38.214	76.975
5	8:29.812	1:39.909	75.669

16 113 Ronan PENTONY

Total Time **8:37.250** Avg Speed **73.079** Behind **54.750**
 Best Time **1:37.045** Best Speed **77.902** On **2** Gp **b**

Lap	Elapsed Time	Lap Time	Lap Speed
1	2:04.688	2:04.688	60.631
2	3:41.733	1:37.045	77.902
3	5:20.035	1:38.302	76.906
4	6:58.936	1:38.901	76.440
5	8:37.250	1:38.314	76.896




KDM Hire Cookstown 100

SUPERBIKE

Race 8 - The Royal Hotel Open B

LAP CHART

**1**

No	Name	G	Elapsed Time	Lap Time
28	Paul GARTLAND	a	1:36.410	1:36.410
25	Ivan SHANLEY	a	1:37.229	1:37.229
52	Robert WILSON	a	1:37.643	1:37.643
26	Dennis BOOTH	a	1:38.707	1:38.707
24	Craig SHIRLAW	a	1:40.152	1:40.152
54	Corran SMYTH	b	1:40.248	1:40.248
35	Trevor FERGUSON	b	1:40.303	1:40.303
11	Callum LAIDLAW	a	1:40.774	1:40.774
22	Stephen McILVENNA	a	1:40.846	1:40.846
103	Reuben McPHEE	b	1:41.639	1:41.639
27	James McCANN	b	1:42.075	1:42.075
119	Kevin STROWGER	b	1:42.485	1:42.485
17	Olin HANAK	b	1:42.876	1:42.876
12	Alan JACKSON	b	1:44.550	1:44.550
911	Adam SHERIFF	b	1:48.426	1:48.426
113	Ronan PENTONY	b	2:04.688	2:04.688

2

No	Name	G	Elapsed Time	Lap Time
28	Paul GARTLAND	a	3:08.649	1:32.239
25	Ivan SHANLEY	a	3:09.019	1:31.790
52	Robert WILSON	a	3:09.492	1:31.849
26	Dennis BOOTH	a	3:12.856	1:34.149
24	Craig SHIRLAW	a	3:13.786	1:33.634
11	Callum LAIDLAW	a	3:14.252	1:33.478
22	Stephen McILVENNA	a	3:14.434	1:33.588
35	Trevor FERGUSON	b	3:16.309	1:36.006
54	Corran SMYTH	b	3:16.598	1:36.350
103	Reuben McPHEE	b	3:17.642	1:36.003
27	James McCANN	b	3:18.177	1:36.102
119	Kevin STROWGER	b	3:18.479	1:35.994
17	Olin HANAK	b	3:18.761	1:35.885
12	Alan JACKSON	b	3:20.018	1:35.468
911	Adam SHERIFF	b	3:30.975	1:42.549
113	Ronan PENTONY	b	3:41.733	1:37.045

3

No	Name	G	Elapsed Time	Lap Time
25	Ivan SHANLEY	a	4:40.337	1:31.318
28	Paul GARTLAND	a	4:41.229	1:32.580
52	Robert WILSON	a	4:41.394	1:31.902
26	Dennis BOOTH	a	4:47.199	1:34.343
24	Craig SHIRLAW	a	4:47.619	1:33.833
11	Callum LAIDLAW	a	4:48.194	1:33.942
22	Stephen McILVENNA	a	4:48.519	1:34.085
54	Corran SMYTH	b	4:53.073	1:36.475
35	Trevor FERGUSON	b	4:53.187	1:36.878
119	Kevin STROWGER	b	4:53.437	1:34.958
103	Reuben McPHEE	b	4:53.860	1:36.218
27	James McCANN	b	4:54.406	1:36.229
17	Olin HANAK	b	4:54.618	1:35.857
12	Alan JACKSON	b	4:55.973	1:35.955
911	Adam SHERIFF	b	5:11.689	1:40.714
113	Ronan PENTONY	b	5:20.035	1:38.302

4

No	Name	G	Elapsed Time	Lap Time
52	Robert WILSON	a	6:12.555	1:31.161
25	Ivan SHANLEY	a	6:13.034	1:32.697
28	Paul GARTLAND	a	6:13.802	1:32.573
26	Dennis BOOTH	a	6:21.702	1:34.503
24	Craig SHIRLAW	a	6:21.868	1:34.249
11	Callum LAIDLAW	a	6:22.456	1:34.262
22	Stephen McILVENNA	a	6:22.561	1:34.042
119	Kevin STROWGER	b	6:26.467	1:33.030
35	Trevor FERGUSON	b	6:27.064	1:33.877
54	Corran SMYTH	b	6:31.158	1:38.085
103	Reuben McPHEE	b	6:31.283	1:37.423
27	James McCANN	b	6:31.787	1:37.381
17	Olin HANAK	b	6:32.117	1:37.499
12	Alan JACKSON	b	6:32.848	1:36.875
911	Adam SHERIFF	b	6:49.903	1:38.214
113	Ronan PENTONY	b	6:58.936	1:38.901

5

No	Name	G	Elapsed Time	Lap Time
52	Robert WILSON	a	7:42.500	1:29.945
25	Ivan SHANLEY	a	7:44.870	1:31.836
28	Paul GARTLAND	a	7:45.578	1:31.776
24	Craig SHIRLAW	a	7:54.487	1:32.619
11	Callum LAIDLAW	a	7:57.056	1:34.600
26	Dennis BOOTH	a	7:57.320	1:35.618
22	Stephen McILVENNA	a	7:57.499	1:34.938
119	Kevin STROWGER	b	7:59.821	1:33.354
35	Trevor FERGUSON	b	8:01.931	1:34.867
103	Reuben McPHEE	b	8:05.930	1:34.647
54	Corran SMYTH	b	8:08.458	1:37.300
27	James McCANN	b	8:08.872	1:37.085
17	Olin HANAK	b	8:09.022	1:36.905
12	Alan JACKSON	b	8:10.654	1:37.806
911	Adam SHERIFF	b	8:29.812	1:39.909
113	Ronan PENTONY	b	8:37.250	1:38.314

KDM Hire Cookstown 100

SUPERBIKE

Race 18 - The Royal Hotel Cookstown 100 B


Saturday, 28 April 2012



Pos	Class	No	Name	Machine / Sponsor	Gp	Laps	Total Time	Behind	Speed	-----Best Lap-----		
										Time	Speed	On
Race Classification												
1	SBKR	52	Robert WILSON	Kawasaki 600 - Stoddart Racing	a	5	7:39.369		82.287	1:30.232	83.784	3
2	SBKR	35	Trevor FERGUSON	Suzuki 750	a	5	7:39.805	0.436	82.209	1:30.356	83.669	5
3	SBKR	119	Kevin STROWGER	Suzuki	a	5	7:57.057	17.688	79.236	1:33.537	80.824	4
4	SBKR	911	Adam SHERIFF	Yamaha	b	5	7:59.625	20.256	78.812	1:34.122	80.321	5
5	SBKR	113	Ronan PENTONY	Yamaha 600 - RPMcycles.ie	b	5	7:59.900	20.531	78.766	1:34.549	79.959	4
6	SBKR	27	James McCANN	Yamaha 600 - Dixons Contractors	a	5	8:01.535	22.166	78.499	1:34.741	79.796	2
7	SBKR	54	Corran SMYTH	Suzuki - Team GAS Racing	a	5	8:08.589	29.220	77.366	1:35.288	79.338	2
Fastest Lap												
	SBKR	52	Robert WILSON	Kawasaki 600 - Stoddart Racing	a					1:30.232	83.784	3

Provisional result to be confirmed by the Stewards of the Meeting subject to completion of technical inspections & the time limit for protests

Page 1 / 1

Circuit	Orritor	Signed		Organising Club	Cookstown & District MCC
Length(miles)	2.1000		Chief Timekeeper	Race Started	18:41
Weather	Sunny, 9°C, 54%RH	Issued At:	18:50	Gp Time Diff - b	10.52
Track	Dry, 17°C				



MCUI Ulster
Centre Timing
powered by
e-Laps timing software

www.elaps-timing.com



KDM Hire Cookstown 100

SUPERBIKE

Race 18 - The Royal Hotel Cookstown 100 B

Saturday, 28 April 2012

DETAILED RESULT



Race Classification

1 52 Robert WILSON

Total Time **7:39.369** Avg Speed **82.287** Behind
Best Time **1:30.232** Best Speed **83.784** On **3** Gp **a**

Lap	Elapsed Time	Lap Time	Lap Speed
1	1:35.399	1:35.399	79.246
2	3:06.973	1:31.574	82.556
3	4:37.205	1:30.232	83.784
4	6:08.322	1:31.117	82.970
5	7:39.369	1:31.047	83.034

2 35 Trevor FERGUSON

Total Time **7:39.805** Avg Speed **82.209** Behind **0.436**
Best Time **1:30.356** Best Speed **83.669** On **5** Gp **a**

Lap	Elapsed Time	Lap Time	Lap Speed
1	1:35.887	1:35.887	78.843
2	3:07.274	1:31.387	82.725
3	4:38.154	1:30.880	83.187
4	6:09.449	1:31.295	82.808
5	7:39.805	1:30.356	83.669

3 119 Kevin STROWGER

Total Time **7:57.057** Avg Speed **79.236** Behind **17.688**
Best Time **1:33.537** Best Speed **80.824** On **4** Gp **a**

Lap	Elapsed Time	Lap Time	Lap Speed
1	1:40.945	1:40.945	74.892
2	3:15.834	1:34.889	79.672
3	4:49.582	1:33.748	80.642
4	6:23.119	1:33.537	80.824
5	7:57.057	1:33.938	80.479

4 911 Adam SHERIFF

Total Time **7:59.625** Avg Speed **78.812** Behind **20.256**
Best Time **1:34.122** Best Speed **80.321** On **5** Gp **b**

Lap	Elapsed Time	Lap Time	Lap Speed
1	1:40.644	1:40.644	75.116
2	3:15.860	1:35.216	79.398
3	4:50.857	1:34.997	79.581
4	6:25.503	1:34.646	79.877
5	7:59.625	1:34.122	80.321

Race Classification

5 113 Ronan PENTONY

Total Time **7:59.900** Avg Speed **78.766** Behind **20.531**
Best Time **1:34.549** Best Speed **79.959** On **4** Gp **b**

Lap	Elapsed Time	Lap Time	Lap Speed
1	1:40.102	1:40.102	75.523
2	3:15.691	1:35.589	79.089
3	4:50.684	1:34.993	79.585
4	6:25.233	1:34.549	79.959
5	7:59.900	1:34.667	79.859

6 27 James McCANN

Total Time **8:01.535** Avg Speed **78.499** Behind **22.166**
Best Time **1:34.741** Best Speed **79.796** On **2** Gp **a**

Lap	Elapsed Time	Lap Time	Lap Speed
1	1:40.522	1:40.522	75.207
2	3:15.263	1:34.741	79.796
3	4:50.292	1:35.029	79.555
4	6:25.974	1:35.682	79.012
5	8:01.535	1:35.561	79.112

7 54 Corran SMYTH

Total Time **8:08.589** Avg Speed **77.366** Behind **29.220**
Best Time **1:35.288** Best Speed **79.338** On **2** Gp **a**

Lap	Elapsed Time	Lap Time	Lap Speed
1	1:41.388	1:41.388	74.565
2	3:16.676	1:35.288	79.338
3	4:53.765	1:37.089	77.867
4	6:31.711	1:37.946	77.185
5	8:08.589	1:36.878	78.036



MCUI Ulster
Centre Timing
powered by
e-Laps timing software

www.elaps-timing.com




KDM Hire Cookstown 100

SUPERBIKE

Race 18 - The Royal Hotel Cookstown 100 B

LAP CHART

**1**

No	Name	G	Elapsed Time	Lap Time
52	Robert WILSON	a	1:35.399	1:35.399
35	Trevor FERGUSON	a	1:35.887	1:35.887
113	Ronan PENTONY	b	1:40.102	1:40.102
27	James McCANN	a	1:40.522	1:40.522
911	Adam SHERIFF	b	1:40.644	1:40.644
119	Kevin STROWGER	a	1:40.945	1:40.945
54	Corran SMYTH	a	1:41.388	1:41.388

5

No	Name	G	Elapsed Time	Lap Time
52	Robert WILSON	a	7:39.369	1:31.047
35	Trevor FERGUSON	a	7:39.805	1:30.356
119	Kevin STROWGER	a	7:57.057	1:33.938
911	Adam SHERIFF	b	7:59.625	1:34.122
113	Ronan PENTONY	b	7:59.900	1:34.667
27	James McCANN	a	8:01.535	1:35.561
54	Corran SMYTH	a	8:08.589	1:36.878

2

No	Name	G	Elapsed Time	Lap Time
52	Robert WILSON	a	3:06.973	1:31.574
35	Trevor FERGUSON	a	3:07.274	1:31.387
27	James McCANN	a	3:15.263	1:34.741
113	Ronan PENTONY	b	3:15.691	1:35.589
119	Kevin STROWGER	a	3:15.834	1:34.889
911	Adam SHERIFF	b	3:15.860	1:35.216
54	Corran SMYTH	a	3:16.676	1:35.288

3

No	Name	G	Elapsed Time	Lap Time
52	Robert WILSON	a	4:37.205	1:30.232
35	Trevor FERGUSON	a	4:38.154	1:30.880
119	Kevin STROWGER	a	4:49.582	1:33.748
27	James McCANN	a	4:50.292	1:35.029
113	Ronan PENTONY	b	4:50.684	1:34.993
911	Adam SHERIFF	b	4:50.857	1:34.997
54	Corran SMYTH	a	4:53.765	1:37.089

4

No	Name	G	Elapsed Time	Lap Time
52	Robert WILSON	a	6:08.322	1:31.117
35	Trevor FERGUSON	a	6:09.449	1:31.295
119	Kevin STROWGER	a	6:23.119	1:33.537
113	Ronan PENTONY	b	6:25.233	1:34.549
911	Adam SHERIFF	b	6:25.503	1:34.646
27	James McCANN	a	6:25.974	1:35.682
54	Corran SMYTH	a	6:31.711	1:37.946