




COOKSTOWN 100

Friday 27th & Saturday 28th April 2012

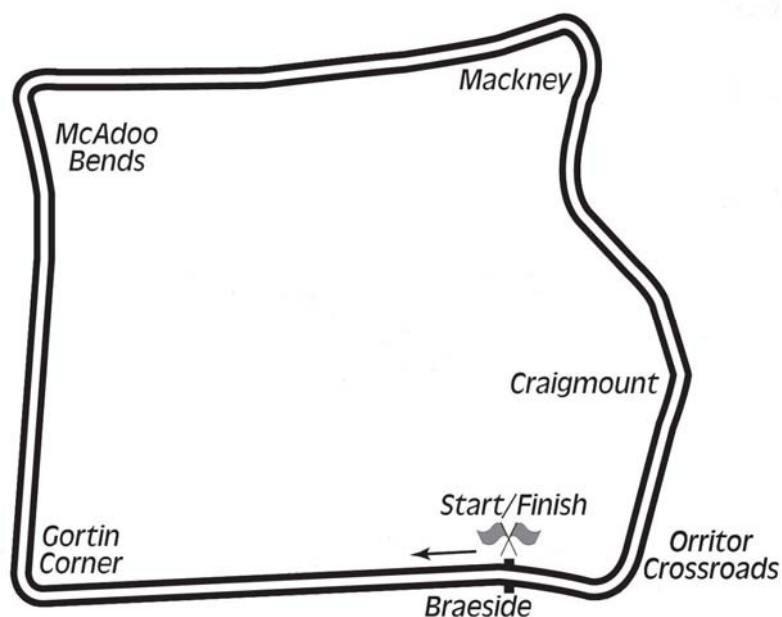
promoted by Cookstown & District MCC
www.cookstown100.com



**BA COMPONENTS OPEN A
&
KDM HIRE
COOKSTOWN 100 A**



Orritor Circuit 2.1 miles



LAP RECORDS

Class	Rider	Machine	m s	mph	Year
125cc	William Dunlop	Honda	1 34.755	79.785	2010
Moto 450	Ryan Farquhar	Kawasaki	1 37.504	77.535	2011
250cc	William Dunlop	Honda	1 29.658	84.320	2009
Supersport 400	Ryan Farquhar	Kawasaki	1 36.97	77.962	2003
Supertwins	Ryan Farquhar	Kawasaki 650	1 30.968	83.106	2011
Supersport	Michael Dunlop	Yamaha	1 24.783	89.169	2011
Superbike	Guy Martin	Suzuki	1 23.139	90.932	2011
Senior Support	Gary Robinson	Yamaha 600	1 29.956	84.041	2007
Junior Support	Ciaran Donnelly	Honda 250	1 35.932	78.806	2011
Classic 1000cc	Wattie Brown	Norton 920	1 40.273	75.394	2006
Classic 500cc	Neill McWhirter	Norton	1 41.491	74.489	2010
Classic 350cc	Paul Coward	Honda	1 43.421	73.099	2004
Classic 250cc	Geoff McMullan	Suzuki	1 47.294	70.461	2006

MOST WINS at COOKSTOWN 100

Ryan Farquhar	22	1996 - 11
Ray McCullough	14	1967 - 79
Joey Dunlop	11	1977 - 98
Robert Dunlop	11	1985 - 08
Phillip McCallen	10	1987 - 96
Courtney Junk	8	1974 - 83
Mervyn Elwood	8	1987 - 97
Noel Hudson	7	1975 - 95
Bill Swallow	7	1987 - 00
Darran Lindsay	7	2000 - 05

ALL TIME IRISH ROAD RACE WINNERS (after Killalane 2011)

Most Wins at All Irish Road Race Meetings

1.	Ryan Farquhar	173	1995-11
2.	Joey Dunlop	156	1971-00
3.	Robert Dunlop	135	1980-08
4.	Ray McCullough	109	1960-82
	Phillip McCallen	109	1987-99
6.	Brian Reid	78	1980-94

KDM Hire Cookstown 100

SUPERBIKE

Group A Qualifying


Friday, 27 April 2012



Pos	Class	No	Name	Machine / Sponsor	----- Best Lap -----			On	Laps
					Time	Behind	Speed		
Qualifying Classification									
1	SBKR	18	Guy MARTIN	Suzuki - Tyco Suzuki by TAS Racing	1:26.260		87.642	4	6
2	SBKR	3	Michael DUNLOP	Honda - Hunts/McAdoo Racing	1:26.393	0.133	87.507	4	5
3	SBKR	13	Adrian ARCHIBALD	Kawasaki - AMA Racing	1:26.710	0.450	87.187	4	5
4	SBKR	36	Michael PEARSON	Honda - MPRSC/Richard Rawson	1:27.592	1.332	86.309	4	6
5	SBKR	16	John BURROWS	Suzuki - Cookstown BE Racing	1:27.746	1.486	86.158	4	5
6	SBKR	65	Michael SWEENEY	BMW - MJR Racing	1:29.211	2.951	84.743	4	5
7	SBKR	44	Jamie HAMILTON	Kawasaki - KMR Kawasaki	1:29.517	3.257	84.453	4	5
8	SBKR	33	Steve MERCER	Honda	1:29.627	3.367	84.350	5	5
9	SBKR	96	Andy FARRELL	Yamaha - Farrelly Racing	1:30.249	3.989	83.768	3	5
10	SBKR	31	Shaun ANDERSON	Suzuki - Team GAS Racing	1:31.302	5.042	82.802	4	5
11	SBKR	123	Michal DOKOUPIL	Yamaha 600	1:32.692	6.432	81.560	4	5
12	SBKR	28	Paul GARTLAND	Suzuki - Team GAS Racing	1:33.838	7.578	80.564	3	5
13	SBKR	24	Craig SHIRLAW	Kawasaki 600 - Shirlaws Motorcycles	1:34.679	8.419	79.849	3	5
14	SBKR	25	Ivan SHANLEY	Suzuki - Raymond Lilley	1:34.695	8.435	79.835	3	5
15	SBKR	52	Robert WILSON	Kawasaki 600 - Stoddart Racing	1:34.717	8.457	79.817	2	5
16	SBKR	26	Dennis BOOTH	Suzuki	1:34.920	8.660	79.646	2	5
17	SBKR	11	Callum LAIDLAW	Yamaha 600	1:34.968	8.708	79.606	5	5
18	SBKR	103	Reuben McPHEE	Yamaha 600 - N.J.T. Racing	1:35.688	9.428	79.007	5	5
19	SBKR	27	James McCANN	Yamaha 600 - Dixons Contractors	1:36.534	10.274	78.314	2	5
20	SBKR	35	Trevor FERGUSON	Yamaha 600	1:36.672	10.412	78.203	4	5
21	SBKR	113	Ronan PENTONY	Suzuki - RPMcycles.ie	1:38.726	12.466	76.576	2	4
22	SBKR	17	Olin HANAK	Honda 600	1:39.523	13.263	75.962	2	4
23	SBKR	57	Adrian LOGUE	Suzuki 750	1:42.271	16.011	73.921	4	4

Provisional result to be confirmed by the Stewards of the Meeting subject to completion of technical inspections & the time limit for protests

Page 1 / 1

Circuit	Orritor	Signed		Organising Club	Cookstown & District MCC
Length(miles)	2.1000		Chief Timekeeper	Qualifying Started	19:15
Weather	Sunny, 9°C, 55%RH	Issued At:	19:25		
Track	Dry, 14°C				

KDM Hire Cookstown 100

SUPERBIKE

Group A Qualifying

Friday, 27 April 2012

DETAILED RESULT



Qualifying Classification

Position

1 18 Guy MARTIN

Behind

Best Time **1:26.260** Best Speed **87.642** On **4** Gp **a**

Lap	Elapsed Time	Lap Time	Lap Speed
1	1:47.843	1:47.843	70.102
2	3:14.837	1:26.994	86.903
3	4:42.517	1:27.680	86.223
4	6:08.777	1:26.260	87.642
5	7:35.469	1:26.692	87.205
6	9:14.742	1:39.273	76.154

2 3 Michael DUNLOP

Behind **0.133**

Best Time **1:26.393** Best Speed **87.507** On **4** Gp **a**

Lap	Elapsed Time	Lap Time	Lap Speed
1	1:42.545	1:42.545	73.724
2	3:11.366	1:28.821	85.115
3	4:38.859	1:27.493	86.407
4	6:05.252	1:26.393	87.507
5	7:32.374	1:27.122	86.775

3 13 Adrian ARCHIBALD

Behind **0.450**

Best Time **1:26.710** Best Speed **87.187** On **4** Gp **a**

Lap	Elapsed Time	Lap Time	Lap Speed
1	1:42.908	1:42.908	73.464
2	3:12.424	1:29.516	84.454
3	4:42.361	1:29.937	84.059
4	6:09.071	1:26.710	87.187
5	7:38.126	1:29.055	84.891

4 36 Michael PEARSON

Behind **1.332**

Best Time **1:27.592** Best Speed **86.309** On **4** Gp **a**

Lap	Elapsed Time	Lap Time	Lap Speed
1	1:42.295	1:42.295	73.904
2	3:12.264	1:29.969	84.029
3	4:41.045	1:28.781	85.153
4	6:08.637	1:27.592	86.309
5	7:37.998	1:29.361	84.601
6	9:16.138	1:38.140	77.033

Qualifying Classification

Position

5 16 John BURROWS

Behind **1.486**

Best Time **1:27.746** Best Speed **86.158** On **4** Gp **a**

Lap	Elapsed Time	Lap Time	Lap Speed
1	1:43.828	1:43.828	72.813
2	3:13.071	1:29.243	84.713
3	4:43.531	1:30.460	83.573
4	6:11.277	1:27.746	86.158
5	7:39.566	1:28.289	85.628

6 65 Michael SWEENEY

Behind **2.951**

Best Time **1:29.211** Best Speed **84.743** On **4** Gp **a**

Lap	Elapsed Time	Lap Time	Lap Speed
1	1:56.825	1:56.825	64.712
2	3:28.863	1:32.038	82.140
3	4:58.994	1:30.131	83.878
4	6:28.205	1:29.211	84.743
5	7:57.425	1:29.220	84.734

7 44 Jamie HAMILTON

Behind **3.257**

Best Time **1:29.517** Best Speed **84.453** On **4** Gp **a**

Lap	Elapsed Time	Lap Time	Lap Speed
1	1:58.174	1:58.174	63.973
2	3:30.040	1:31.866	82.294
3	5:02.008	1:31.968	82.203
4	6:31.525	1:29.517	84.453
5	8:01.047	1:29.522	84.449

8 33 Steve MERCER

Behind **3.367**

Best Time **1:29.627** Best Speed **84.350** On **5** Gp **a**

Lap	Elapsed Time	Lap Time	Lap Speed
1	1:55.407	1:55.407	65.507
2	3:28.644	1:33.237	81.084
3	5:00.118	1:31.474	82.646
4	6:30.527	1:30.409	83.620
5	8:00.154	1:29.627	84.350

KDM Hire Cookstown 100

SUPERBIKE

Group A Qualifying

Friday, 27 April 2012

DETAILED RESULT



Qualifying Classification

Position

9 96 Andy FARRELL

Behind 3.989

Best Time 1:30.249 Best Speed 83.768 On 3 Gp a

Lap	Elapsed Time	Lap Time	Lap Speed
1	1:49.383	1:49.383	69.115
2	3:21.252	1:31.869	82.291
3	4:51.501	1:30.249	83.768
4	6:23.117	1:31.616	82.518
5	7:54.874	1:31.757	82.392

10 31 Shaun ANDERSON

Behind 5.042

Best Time 1:31.302 Best Speed 82.802 On 4 Gp a

Lap	Elapsed Time	Lap Time	Lap Speed
1	1:47.660	1:47.660	70.221
2	3:20.485	1:32.825	81.444
3	4:52.011	1:31.526	82.599
4	6:23.313	1:31.302	82.802
5	7:55.035	1:31.722	82.423

11 123 Michal DOKOUPIL

Behind 6.432

Best Time 1:32.692 Best Speed 81.560 On 4 Gp a

Lap	Elapsed Time	Lap Time	Lap Speed
1	2:07.313	2:07.313	59.381
2	3:42.180	1:34.867	79.691
3	5:14.899	1:32.719	81.537
4	6:47.591	1:32.692	81.560
5	8:20.839	1:33.248	81.074

12 28 Paul GARTLAND

Behind 7.578

Best Time 1:33.838 Best Speed 80.564 On 3 Gp a

Lap	Elapsed Time	Lap Time	Lap Speed
1	1:54.524	1:54.524	66.012
2	3:29.923	1:35.399	79.246
3	5:03.761	1:33.838	80.564
4	6:39.209	1:35.448	79.205
5	8:14.037	1:34.828	79.723

Qualifying Classification

Position

13 24 Craig SHIRLAW

Behind 8.419

Best Time 1:34.679 Best Speed 79.849 On 3 Gp a

Lap	Elapsed Time	Lap Time	Lap Speed
1	2:14.716	2:14.716	56.118
2	3:51.093	1:36.377	78.442
3	5:25.772	1:34.679	79.849
4	7:01.962	1:36.190	78.594
5	8:39.882	1:37.920	77.206

14 25 Ivan SHANLEY

Behind 8.435

Best Time 1:34.695 Best Speed 79.835 On 3 Gp a

Lap	Elapsed Time	Lap Time	Lap Speed
1	1:53.083	1:53.083	66.854
2	3:28.559	1:35.476	79.182
3	5:03.254	1:34.695	79.835
4	6:38.954	1:35.700	78.997
5	8:13.737	1:34.783	79.761

15 52 Robert WILSON

Behind 8.457

Best Time 1:34.717 Best Speed 79.817 On 2 Gp a

Lap	Elapsed Time	Lap Time	Lap Speed
1	2:12.137	2:12.137	57.213
2	3:46.854	1:34.717	79.817
3	5:22.307	1:35.453	79.201
4	7:01.729	1:39.422	76.040
5	8:36.522	1:34.793	79.753

16 26 Dennis BOOTH

Behind 8.660

Best Time 1:34.920 Best Speed 79.646 On 2 Gp a

Lap	Elapsed Time	Lap Time	Lap Speed
1	2:10.424	2:10.424	57.965
2	3:45.344	1:34.920	79.646
3	5:21.242	1:35.898	78.834
4	6:57.875	1:36.633	78.234
5	8:34.257	1:36.382	78.438

KDM Hire Cookstown 100

SUPERBIKE

Group A Qualifying

Friday, 27 April 2012

DETAILED RESULT



Qualifying Classification

Position

17 11 Callum LAIDLAW

Behind 8.708

Best Time 1:34.968 Best Speed 79.606 On 5 Gp a

Lap	Elapsed Time	Lap Time	Lap Speed
1	2:07.218	2:07.218	59.426
2	3:43.786	1:36.568	78.287
3	5:21.756	1:37.970	77.166
4	7:00.586	1:38.830	76.495
5	8:35.554	1:34.968	79.606

18 103 Reuben McPHEE

Behind 9.428

Best Time 1:35.688 Best Speed 79.007 On 5 Gp a

Lap	Elapsed Time	Lap Time	Lap Speed
1	2:08.535	2:08.535	58.817
2	3:45.107	1:36.572	78.284
3	5:21.942	1:36.835	78.071
4	7:01.489	1:39.547	75.944
5	8:37.177	1:35.688	79.007

19 27 James McCANN

Behind 10.274

Best Time 1:36.534 Best Speed 78.314 On 2 Gp a

Lap	Elapsed Time	Lap Time	Lap Speed
1	1:48.490	1:48.490	69.684
2	3:25.024	1:36.534	78.314
3	5:01.870	1:36.846	78.062
4	6:38.590	1:36.720	78.164
5	8:16.400	1:37.810	77.293

20 35 Trevor FERGUSON

Behind 10.412

Best Time 1:36.672 Best Speed 78.203 On 4 Gp a

Lap	Elapsed Time	Lap Time	Lap Speed
1	2:24.185	2:24.185	52.433
2	4:02.593	1:38.408	76.823
3	5:39.561	1:36.968	77.964
4	7:16.233	1:36.672	78.203
5	8:54.498	1:38.265	76.935

Qualifying Classification

Position

21 113 Ronan PENTONY

Behind 12.466

Best Time 1:38.726 Best Speed 76.576 On 2 Gp a

Lap	Elapsed Time	Lap Time	Lap Speed
1	2:02.750	2:02.750	61.589
2	3:41.476	1:38.726	76.576
3	5:21.095	1:39.619	75.889
4	7:01.118	1:40.023	75.583

22 17 Olin HANAK

Behind 13.263

Best Time 1:39.523 Best Speed 75.962 On 2 Gp a

Lap	Elapsed Time	Lap Time	Lap Speed
1	2:20.859	2:20.859	53.671
2	4:00.382	1:39.523	75.962
3	6:02.053	2:01.671	62.135
4	7:42.396	1:40.343	75.342

23 57 Adrian LOGUE

Behind 16.011

Best Time 1:42.271 Best Speed 73.921 On 4 Gp a

Lap	Elapsed Time	Lap Time	Lap Speed
1	2:28.528	2:28.528	50.899
2	4:13.670	1:45.142	71.903
3	5:58.937	1:45.267	71.817
4	7:41.208	1:42.271	73.921

KDM Hire Cookstown 100

SUPERBIKE

Group B Qualifying


Friday, 27 April 2012



Pos	Class	No	Name	Machine / Sponsor	----- Best Lap -----			On	Laps
					Time	Behind	Speed		
Qualifying Classification									
1	SBKR	6	William DUNLOP	Honda - Wilson Craig Racing	1:25.973		87.935	3	5
2	SBKR	77	Ryan FARQUHAR	Kawasaki - KMR Kawasaki	1:26.322	0.349	87.579	4	5
3	SBKR	111	Brian McCORMACK	Honda - TAG Racing	1:28.966	2.993	84.976	5	5
4	SBKR	71	Davy MORGAN	Suzuki - Strangford Holiday Park	1:29.640	3.667	84.337	4	5
5	SBKR	186	Derek McGEE	Yamaha 600	1:29.697	3.724	84.284	4	5
6	SBKR	122	Alan BONNER	Honda	1:30.320	4.347	83.702	5	5
7	SBKR	42	Rob BARBER	BMW	1:30.361	4.388	83.664	4	5
8	SBKR	93	Paul CRANSTON	Honda - P & J Fuel Haulage	1:31.326	5.353	82.780	4	5
9	SBKR	144	Glenn WALKER	Kawasaki 600 - Scotts Garage	1:31.880	5.907	82.281	3	5
10	SBKR	64	Stephen McKNIGHT	Yamaha 600	1:32.477	6.504	81.750	5	5
11	SBKR	9	Wayne KIRWAN	Honda 600 - MRP Racing	1:32.711	6.738	81.544	4	5
12	SBKR	150	William DAVISON	Honda 600 - Hill Contracts	1:32.923	6.950	81.358	4	5
13	SBKR	22	Stephen McLVENNA	Yamaha 600	1:34.973	9.000	79.602	4	5
14	SBKR	54	Corran SMYTH	Suzuki - Team GAS Racing	1:36.739	10.766	78.148	4	4
15	SBKR	119	Kevin STROWGER	Suzuki	1:37.976	12.003	77.162	3	5
16	SBKR	12	Alan JACKSON	Honda 600 - W A Corless / Jackson Racing	1:38.646	12.673	76.638	2	5
17	SBKR	911	Adam SHERIFF	Yamaha	1:40.556	14.583	75.182	4	4

Provisional result to be confirmed by the Stewards of the Meeting subject to completion of technical inspections & the time limit for protests

Page 1 / 1

Circuit	Orritor	Signed		Organising Club	Cookstown & District MCC
Length(miles)	2.1000		Chief Timekeeper	Qualifying Started	19:29
Weather	Sunny, 9°C, 51%RH	Issued At:	19:40		
Track	Dry, 11°C				



Qualifying Classification

Position

1 6 William DUNLOP

Behind

Best Time **1:25.973** Best Speed **87.935** On **3** Gp **a**

Lap	Elapsed Time	Lap Time	Lap Speed
1	1:52.226	1:52.226	67.364
2	3:19.408	1:27.182	86.715
3	4:45.381	1:25.973	87.935
4	6:12.384	1:27.003	86.894
5	7:39.828	1:27.444	86.455

2 77 Ryan FARQUHAR

Behind **0.349**

Best Time **1:26.322** Best Speed **87.579** On **4** Gp **a**

Lap	Elapsed Time	Lap Time	Lap Speed
1	1:47.431	1:47.431	70.371
2	3:14.820	1:27.389	86.510
3	4:41.485	1:26.665	87.232
4	6:07.807	1:26.322	87.579
5	7:39.664	1:31.857	82.302

3 111 Brian McCORMACK

Behind **2.993**

Best Time **1:28.966** Best Speed **84.976** On **5** Gp **a**

Lap	Elapsed Time	Lap Time	Lap Speed
1	1:56.251	1:56.251	65.032
2	3:28.970	1:32.719	81.537
3	5:00.356	1:31.386	82.726
4	6:29.760	1:29.404	84.560
5	7:58.726	1:28.966	84.976

4 71 Davy MORGAN

Behind **3.667**

Best Time **1:29.640** Best Speed **84.337** On **4** Gp **a**

Lap	Elapsed Time	Lap Time	Lap Speed
1	2:22.564	2:22.564	53.029
2	3:53.048	1:30.484	83.551
3	5:23.451	1:30.403	83.626
4	6:53.091	1:29.640	84.337
5	8:23.204	1:30.113	83.895

Qualifying Classification

Position

5 186 Derek McGEE

Behind **3.724**

Best Time **1:29.697** Best Speed **84.284** On **4** Gp **a**

Lap	Elapsed Time	Lap Time	Lap Speed
1	2:13.800	2:13.800	56.502
2	3:44.966	1:31.166	82.926
3	5:16.647	1:31.681	82.460
4	6:46.344	1:29.697	84.284
5	8:18.088	1:31.744	82.403

6 122 Alan BONNER

Behind **4.347**

Best Time **1:30.320** Best Speed **83.702** On **5** Gp **a**

Lap	Elapsed Time	Lap Time	Lap Speed
1	2:22.464	2:22.464	53.066
2	3:56.324	1:33.860	80.545
3	5:27.228	1:30.904	83.165
4	6:58.014	1:30.786	83.273
5	8:28.334	1:30.320	83.702

7 42 Rob BARBER

Behind **4.388**

Best Time **1:30.361** Best Speed **83.664** On **4** Gp **a**

Lap	Elapsed Time	Lap Time	Lap Speed
1	2:05.661	2:05.661	60.162
2	3:39.274	1:33.613	80.758
3	5:12.001	1:32.727	81.530
4	6:42.362	1:30.361	83.664
5	8:13.791	1:31.429	82.687

8 93 Paul CRANSTON

Behind **5.353**

Best Time **1:31.326** Best Speed **82.780** On **4** Gp **a**

Lap	Elapsed Time	Lap Time	Lap Speed
1	1:57.461	1:57.461	64.362
2	3:30.606	1:33.145	81.164
3	5:02.204	1:31.598	82.535
4	6:33.530	1:31.326	82.780
5	8:05.186	1:31.656	82.482

KDM Hire Cookstown 100

SUPERBIKE

Group B Qualifying

Friday, 27 April 2012

DETAILED RESULT



Qualifying Classification

Position

9 144 Glenn WALKER

Behind 5.907

Best Time 1:31.880 Best Speed 82.281 On 3 Gp a

Lap	Elapsed Time	Lap Time	Lap Speed
1	2:07.459	2:07.459	59.313
2	3:41.620	1:34.161	80.288
3	5:13.500	1:31.880	82.281
4	6:45.872	1:32.372	81.843
5	8:18.592	1:32.720	81.536

10 64 Stephen McKNIGHT

Behind 6.504

Best Time 1:32.477 Best Speed 81.750 On 5 Gp a

Lap	Elapsed Time	Lap Time	Lap Speed
1	1:53.965	1:53.965	66.336
2	3:27.376	1:33.411	80.933
3	4:59.899	1:32.523	81.709
4	6:32.383	1:32.484	81.744
5	8:04.860	1:32.477	81.750

11 9 Wayne KIRWAN

Behind 6.738

Best Time 1:32.711 Best Speed 81.544 On 4 Gp a

Lap	Elapsed Time	Lap Time	Lap Speed
1	2:16.152	2:16.152	55.526
2	3:49.699	1:33.547	80.815
3	5:23.091	1:33.392	80.949
4	6:55.802	1:32.711	81.544
5	8:28.913	1:33.111	81.193

12 150 William DAVISON

Behind 6.950

Best Time 1:32.923 Best Speed 81.358 On 4 Gp a

Lap	Elapsed Time	Lap Time	Lap Speed
1	2:03.723	2:03.723	61.104
2	3:38.456	1:34.733	79.803
3	5:11.568	1:33.112	81.193
4	6:44.491	1:32.923	81.358
5	8:17.540	1:33.049	81.248

Qualifying Classification

Position

13 22 Stephen McILVENNA

Behind 9.000

Best Time 1:34.973 Best Speed 79.602 On 4 Gp a

Lap	Elapsed Time	Lap Time	Lap Speed
1	2:04.496	2:04.496	60.725
2	3:41.058	1:36.562	78.292
3	5:16.892	1:35.834	78.886
4	6:51.865	1:34.973	79.602
5	8:27.297	1:35.432	79.219

14 54 Corran SMYTH

Behind 10.766

Best Time 1:36.739 Best Speed 78.148 On 4 Gp a

Lap	Elapsed Time	Lap Time	Lap Speed
1	3:00.463	3:00.463	41.892
2	4:39.993	1:39.530	75.957
3	6:17.292	1:37.299	77.699
4	7:54.031	1:36.739	78.148

15 119 Kevin STROWGER

Behind 12.003

Best Time 1:37.976 Best Speed 77.162 On 3 Gp a

Lap	Elapsed Time	Lap Time	Lap Speed
1	2:28.021	2:28.021	51.074
2	4:06.141	1:38.120	77.049
3	5:44.117	1:37.976	77.162
4	7:22.943	1:38.826	76.498
5	9:02.508	1:39.565	75.930

16 12 Alan JACKSON

Behind 12.673

Best Time 1:38.646 Best Speed 76.638 On 2 Gp a

Lap	Elapsed Time	Lap Time	Lap Speed
1	2:21.122	2:21.122	53.571
2	3:59.768	1:38.646	76.638
3	5:39.171	1:39.403	76.054
4	7:20.528	1:41.357	74.588
5	9:01.961	1:41.433	74.532

KDM Hire Cookstown 100

SUPERBIKE

Group B Qualifying

Friday, 27 April 2012

DETAILED RESULT



Qualifying Classification

Position

17 911 Adam SHERIFF

Behind 14.583

Best Time 1:40.556 Best Speed 75.182 On 4 Gp a

Lap	Elapsed Time	Lap Time	Lap Speed
1	2:39.496	2:39.496	47.399
2	4:20.225	1:40.729	75.053
3	6:01.561	1:41.336	74.603
4	7:42.117	1:40.556	75.182

KDM Hire Cookstown 100

SUPERBIKE


Combined Qualifying



-----Best Time / Qual Laps-----							Overall Best Time / Speed / Total Qual Laps		
Pos	Class	No	Name	Session A	Session B	Session C	Session D		
1	SBKR	6	William DUNLOP	-----	1:25.973	-----	-----	1:25.973	87.935
2	SBKR	18	Guy MARTIN	1:26.260	-----	-----	-----	1:26.260	87.642
3	SBKR	77	Ryan FARQUHAR	-----	1:26.322	-----	-----	1:26.322	87.579
4	SBKR	3	Michael DUNLOP	1:26.393	-----	-----	-----	1:26.393	87.507
5	SBKR	13	Adrian ARCHIBALD	1:26.710	-----	-----	-----	1:26.710	87.187
6	SBKR	36	Michael PEARSON	1:27.592	-----	-----	-----	1:27.592	86.309
7	SBKR	16	John BURROWS	1:27.746	-----	-----	-----	1:27.746	86.158
8	SBKR	111	Brian McCORMACK	-----	1:28.966	-----	-----	1:28.966	84.976
9	SBKR	65	Michael SWEENEY	1:29.211	-----	-----	-----	1:29.211	84.743
10	SBKR	44	Jamie HAMILTON	1:29.517	-----	-----	-----	1:29.517	84.453
11	SBKR	33	Steve MERCER	1:29.627	-----	-----	-----	1:29.627	84.350
12	SBKR	71	Davy MORGAN	-----	1:29.640	-----	-----	1:29.640	84.337
13	SBKR	186	Derek McGEE	-----	1:29.697	-----	-----	1:29.697	84.284
14	SBKR	96	Andy FARRELL	1:30.249	-----	-----	-----	1:30.249	83.768
15	SBKR	122	Alan BONNER	-----	1:30.320	-----	-----	1:30.320	83.702
16	SBKR	42	Rob BARBER	-----	1:30.361	-----	-----	1:30.361	83.664
17	SBKR	31	Shaun ANDERSON	1:31.302	-----	-----	-----	1:31.302	82.802
18	SBKR	93	Paul CRANSTON	-----	1:31.326	-----	-----	1:31.326	82.780
19	SBKR	144	Glenn WALKER	-----	1:31.880	-----	-----	1:31.880	82.281
20	SBKR	64	Stephen McKNIGHT	-----	1:32.477	-----	-----	1:32.477	81.750
21	SBKR	123	Michal DOKOUPIL	1:32.692	-----	-----	-----	1:32.692	81.560
22	SBKR	9	Wayne KIRWAN	-----	1:32.711	-----	-----	1:32.711	81.544
23	SBKR	150	William DAVISON	-----	1:32.923	-----	-----	1:32.923	81.358
24	SBKR	28	Paul GARTLAND	1:33.838	-----	-----	-----	1:33.838	80.564
25	SBKR	24	Craig SHIRLAW	1:34.679	-----	-----	-----	1:34.679	79.849
26	SBKR	25	Ivan SHANLEY	1:34.695	-----	-----	-----	1:34.695	79.835
27	SBKR	52	Robert WILSON	1:34.717	-----	-----	-----	1:34.717	79.817
28	SBKR	26	Dennis BOOTH	1:34.920	-----	-----	-----	1:34.920	79.646
29	SBKR	11	Callum LAIDLAW	1:34.968	-----	-----	-----	1:34.968	79.606
30	SBKR	22	Stephen McILVENNA	-----	1:34.973	-----	-----	1:34.973	79.602
31	SBKR	103	Reuben McPHEE	1:35.688	-----	-----	-----	1:35.688	79.007
32	SBKR	27	James McCANN	1:36.534	-----	-----	-----	1:36.534	78.314
33	SBKR	35	Trevor FERGUSON	1:36.672	-----	-----	-----	1:36.672	78.203
34	SBKR	54	Corran SMYTH	-----	1:36.739	-----	-----	1:36.739	78.148
35	SBKR	119	Kevin STROWGER	-----	1:37.976	-----	-----	1:37.976	77.162
36	SBKR	12	Alan JACKSON	-----	1:38.646	-----	-----	1:38.646	76.638
37	SBKR	113	Ronan PENTONY	1:38.726	-----	-----	-----	1:38.726	76.576
38	SBKR	17	Olin HANAK	1:39.523	-----	-----	-----	1:39.523	75.962
39	SBKR	911	Adam SHERIFF	-----	1:40.556	-----	-----	1:40.556	75.182
40	SBKR	57	Adrian LOGUE	1:42.271	-----	-----	-----	1:42.271	73.921

Provisional result to be confirmed by the Stewards of the Meeting subject to completion of technical inspections & the time limit for protests

Page 1 / 1

Circuit	Orritor	Signed		Organising Club	Cookstown & District MCC
Length(miles)	2.1000		Chief Timekeeper		
Weather		Issued At:			
Track					



MCUI Ulster
Centre Timing
powered by
e-Laps timing software

www.elaps-timing.com



KDM HIRE COOKSTOWN 100

SUPERBIKE

Orritor 2.100 Miles

R7: BA Components Open A

28/04/2012 11:55

Race (8 Laps)

RACE 7 - OPEN A

11	9 A	150 B	
10	144 A	64 B	123 C
9	42 A	31 B	93 C
8			
7	96 A	122 B	
6	33 A	71 B	186 C
5	111 A	65 B	44 C
4			
3	16 A		
2	3 A	13 B	36 C
1	6 A	18 B	77 C
	POLE POSITION		



KDM HIRE COOKSTOWN 100

SUPERBIKE

Orritor 2.100 Miles

R14: KDM Hire Cookstown 100 A

28/04/2012 15:15

Race (10 Laps)

RACE 14 - COOKSTOWN 100 A

11	150 A	28 B	
10	64 A	123 B	9 C
9	42 A	31 B	93 C
8			
7	96 A	122 B	
6	33 A	71 B	186 C
5	111 A	65 B	44 C
4			
3	16 A		
2	3 A	13 B	36 C
1	6 A	18 B	77 C
	POLE POSITION		



KDM Hire Cookstown 100

SUPERBIKE

Race 7 - BA Components Open A

Saturday, 28 April 2012



Pos	Class	No	Name	Machine / Sponsor	Gp	Laps	Total Time	Behind	Speed	-----Best Lap-----		
										Time	Speed	On
Race Classification												
1	SBKR	18	Guy MARTIN	Suzuki - Tyco Suzuki by TAS Racing	a	6	8:33.807		88.282	1:24.163	89.826	4
2	SBKR	77	Ryan FARQUHAR	Kawasaki - KMR Kawasaki	a	6	8:36.886	3.079	87.756	1:24.178	89.810	5
3	SBKR	3	Michael DUNLOP	Honda - Hunts/McAdoo Racing	a	6	8:38.296	4.489	87.518	1:24.277	89.704	6
4	SBKR	6	William DUNLOP	Honda - Wilson Craig Racing	a	6	8:41.344	7.537	87.006	1:25.739	88.175	4
5	SBKR	13	Adrian ARCHIBALD	Kawasaki - AMA Racing	a	6	8:41.586	7.779	86.966	1:25.600	88.318	4
6	SBKR	16	John BURROWS	Suzuki - Cookstown BE Racing	a	6	8:45.482	11.675	86.321	1:25.985	87.922	4
7	SBKR	71	Davy MORGAN	Suzuki - Strangford Holiday Park	b	6	8:53.139	19.332	85.081	1:27.055	86.842	5
8	SBKR	33	Steve MERCER	Honda	b	6	8:55.227	21.420	84.749	1:27.540	86.361	6
9	SBKR	44	Jamie HAMILTON	Kawasaki - KMR Kawasaki	b	6	8:56.083	22.276	84.614	1:28.117	85.795	6
10	SBKR	111	Brian McCORMACK	Honda - CD Racing	b	6	8:56.534	22.727	84.543	1:27.949	85.959	3
11	SBKR	65	Michael SWEENEY	BMW - MJR Racing	b	6	8:56.741	22.934	84.510	1:27.640	86.262	3
12	SBKR	122	Alan BONNER	Honda	b	6	8:56.978	23.171	84.473	1:27.861	86.045	6
13	SBKR	186	Derek McGEE	Yamaha 600	b	6	8:57.178	23.371	84.441	1:28.060	85.851	5
14	SBKR	31	Shaun ANDERSON	Suzuki - Team GAS Racing	c	6	9:03.846	30.039	83.406	1:28.499	85.425	5
15	SBKR	9	Wayne KIRWAN	Honda 600 - MRP Racing	c	6	9:04.208	30.401	83.350	1:29.106	84.843	4
16	SBKR	42	Rob BARBER	BMW	c	6	9:06.637	32.830	82.980	1:28.979	84.964	5
17	SBKR	96	Andy FARRELL	Yamaha - Farrelly Racing	b	6	9:16.244	42.437	81.547	1:31.053	83.029	6
18	SBKR	150	William DAVISON	Honda 600 - Hill Contracts	c	6	9:16.420	42.613	81.521	1:30.911	83.158	4
19	SBKR	64	Stephen McKNIGHT	Yamaha 600	c	6	9:16.927	43.120	81.447	1:31.238	82.860	6
20	SBKR	123	Michal DOKOUPIL	Yamaha 600	c	6	9:18.881	45.074	81.162	1:31.321	82.785	4

Fastest Lap


SBKR	18	Guy MARTIN	Suzuki - Tyco Suzuki by TAS Racing	a						1:24.163	89.826	4
------	----	------------	------------------------------------	---	--	--	--	--	--	----------	--------	---

Not Classified

DNF	SBKR	144	Glenn WALKER	Kawasaki 600 - Scotts Garage	c	2	3:14.406	4 Laps	77.775	1:34.632	79.888	2
DNF	SBKR	36	Michael PEARSON	Honda - MPRSC/Richard Rawson	a	2	3:33.551	19.145	70.803	1:33.390	80.951	1
DNF	SBKR	93	Paul CRANSTON	Honda - P & J Fuel Haulage	c	2	3:51.582	37.176	65.290	1:35.732	78.970	1

Provisional result to be confirmed by the Stewards of the Meeting subject to completion of technical inspections & the time limit for protests

Page 1 / 1

Circuit	Orritor	Signed		Organising Club	Cookstown & District MCC
Length(miles)	2.1000		Chief Timekeeper	Race Started	13:25
Weather	Cloudy, 9°C, 53%RH	Issued At:	13:36	Gp Time Diff - b 8.97 / c 21.5	
Track	Dry, 15°C				



MCUI Ulster
Centre Timing
powered by
e-Laps timing software

www.elaps-timing.com



KDM Hire Cookstown 100

SUPERBIKE

Race 7 - BA Components Open A

Saturday, 28 April 2012

DETAILED RESULT



Race Classification

1 18 Guy MARTIN

Total Time **8:33.807** Avg Speed **88.282** Behind
Best Time **1:24.163** Best Speed **89.826** On 4 Gp a

Lap	Elapsed Time	Lap Time	Lap Speed
1	1:30.970	1:30.970	83.104
2	2:55.794	1:24.824	89.126
3	4:20.166	1:24.372	89.603
4	5:44.329	1:24.163	89.826
5	7:09.154	1:24.825	89.125
6	8:33.807	1:24.653	89.306

2 77 Ryan FARQUHAR

Total Time **8:36.886** Avg Speed **87.756** Behind **3.079**
Best Time **1:24.178** Best Speed **89.810** On 5 Gp a

Lap	Elapsed Time	Lap Time	Lap Speed
1	1:31.241	1:31.241	82.857
2	2:57.337	1:26.096	87.809
3	4:23.415	1:26.078	87.827
4	5:47.848	1:24.433	89.538
5	7:12.026	1:24.178	89.810
6	8:36.886	1:24.860	89.088

3 3 Michael DUNLOP

Total Time **8:38.296** Avg Speed **87.518** Behind **4.489**
Best Time **1:24.277** Best Speed **89.704** On 6 Gp a

Lap	Elapsed Time	Lap Time	Lap Speed
1	1:31.600	1:31.600	82.533
2	2:57.838	1:26.238	87.664
3	4:23.643	1:25.805	88.107
4	5:49.156	1:25.513	88.408
5	7:14.019	1:24.863	89.085
6	8:38.296	1:24.277	89.704

4 6 William DUNLOP

Total Time **8:41.344** Avg Speed **87.006** Behind **7.537**
Best Time **1:25.739** Best Speed **88.175** On 4 Gp a

Lap	Elapsed Time	Lap Time	Lap Speed
1	1:30.850	1:30.850	83.214
2	2:57.159	1:26.309	87.592
3	4:23.317	1:26.158	87.746
4	5:49.056	1:25.739	88.175
5	7:15.047	1:25.991	87.916
6	8:41.344	1:26.297	87.604

Race Classification

5 13 Adrian ARCHIBALD

Total Time **8:41.586** Avg Speed **86.966** Behind **7.779**
Best Time **1:25.600** Best Speed **88.318** On 4 Gp a

Lap	Elapsed Time	Lap Time	Lap Speed
1	1:32.372	1:32.372	81.843
2	2:58.170	1:25.798	88.114
3	4:23.920	1:25.750	88.163
4	5:49.520	1:25.600	88.318
5	7:15.229	1:25.709	88.205
6	8:41.586	1:26.357	87.544

6 16 John BURROWS

Total Time **8:45.482** Avg Speed **86.321** Behind **11.675**
Best Time **1:25.985** Best Speed **87.922** On 4 Gp a

Lap	Elapsed Time	Lap Time	Lap Speed
1	1:32.856	1:32.856	81.416
2	2:59.183	1:26.327	87.574
3	4:25.273	1:26.090	87.815
4	5:51.258	1:25.985	87.922
5	7:17.654	1:26.396	87.504
6	8:45.482	1:27.828	86.077

7 71 Davy MORGAN

Total Time **8:53.139** Avg Speed **85.081** Behind **19.332**
Best Time **1:27.055** Best Speed **86.842** On 5 Gp b

Lap	Elapsed Time	Lap Time	Lap Speed
1	1:35.069	1:35.069	79.521
2	3:03.171	1:28.102	85.810
3	4:30.489	1:27.318	86.580
4	5:58.871	1:28.382	85.538
5	7:25.926	1:27.055	86.842
6	8:53.139	1:27.213	86.684

8 33 Steve MERCER

Total Time **8:55.227** Avg Speed **84.749** Behind **21.420**
Best Time **1:27.540** Best Speed **86.361** On 6 Gp b

Lap	Elapsed Time	Lap Time	Lap Speed
1	1:33.944	1:33.944	80.473
2	3:02.310	1:28.366	85.553
3	4:30.173	1:27.863	86.043
4	5:58.644	1:28.471	85.452
5	7:27.687	1:29.043	84.903
6	8:55.227	1:27.540	86.361



MCUI Ulster
Centre Timing
powered by
e-Laps timing software

www.elaps-timing.com





Race Classification

9 44 Jamie HAMILTON

Total Time **8:56.083** Avg Speed **84.614** Behind **22.276**
 Best Time **1:28.117** Best Speed **85.795** On **6** Gp **b**

Lap	Elapsed Time	Lap Time	Lap Speed
1	1:34.620	1:34.620	79.899
2	3:02.748	1:28.128	85.784
3	4:31.137	1:28.389	85.531
4	5:59.483	1:28.346	85.573
5	7:27.966	1:28.483	85.440
6	8:56.083	1:28.117	85.795

Race Classification

13 186 Derek McGEE

Total Time **8:57.178** Avg Speed **84.441** Behind **23.371**
 Best Time **1:28.060** Best Speed **85.851** On **5** Gp **b**

Lap	Elapsed Time	Lap Time	Lap Speed
1	1:35.386	1:35.386	79.257
2	3:03.838	1:28.452	85.470
3	4:32.529	1:28.691	85.240
4	6:00.760	1:28.231	85.684
5	7:28.820	1:28.060	85.851
6	8:57.178	1:28.358	85.561

10 111 Brian McCORMACK

Total Time **8:56.534** Avg Speed **84.543** Behind **22.727**
 Best Time **1:27.949** Best Speed **85.959** On **3** Gp **b**

Lap	Elapsed Time	Lap Time	Lap Speed
1	1:33.813	1:33.813	80.586
2	3:02.114	1:28.301	85.616
3	4:30.063	1:27.949	85.959
4	5:58.553	1:28.490	85.433
5	7:27.602	1:29.049	84.897
6	8:56.534	1:28.932	85.009

14 31 Shaun ANDERSON

Total Time **9:03.846** Avg Speed **83.406** Behind **30.039**
 Best Time **1:28.499** Best Speed **85.425** On **5** Gp **c**

Lap	Elapsed Time	Lap Time	Lap Speed
1	1:36.410	1:36.410	78.415
2	3:06.462	1:30.052	83.951
3	4:36.547	1:30.085	83.921
4	6:05.875	1:29.328	84.632
5	7:34.374	1:28.499	85.425
6	9:03.846	1:29.472	84.496

11 65 Michael SWEENEY

Total Time **8:56.741** Avg Speed **84.510** Behind **22.934**
 Best Time **1:27.640** Best Speed **86.262** On **3** Gp **b**

Lap	Elapsed Time	Lap Time	Lap Speed
1	1:35.804	1:35.804	78.911
2	3:04.343	1:28.539	85.386
3	4:31.983	1:27.640	86.262
4	5:59.875	1:27.892	86.015
5	7:28.494	1:28.619	85.309
6	8:56.741	1:28.247	85.669

15 9 Wayne KIRWAN

Total Time **9:04.208** Avg Speed **83.350** Behind **30.401**
 Best Time **1:29.106** Best Speed **84.843** On **4** Gp **c**

Lap	Elapsed Time	Lap Time	Lap Speed
1	1:35.974	1:35.974	78.771
2	3:06.064	1:30.090	83.916
3	4:36.100	1:30.036	83.966
4	6:05.206	1:29.106	84.843
5	7:34.764	1:29.558	84.415
6	9:04.208	1:29.444	84.522

12 122 Alan BONNER

Total Time **8:56.978** Avg Speed **84.473** Behind **23.171**
 Best Time **1:27.861** Best Speed **86.045** On **6** Gp **b**

Lap	Elapsed Time	Lap Time	Lap Speed
1	1:36.716	1:36.716	78.167
2	3:04.859	1:28.143	85.770
3	4:33.137	1:28.278	85.639
4	6:01.159	1:28.022	85.888
5	7:29.117	1:27.958	85.950
6	8:56.978	1:27.861	86.045

16 42 Rob BARBER

Total Time **9:06.637** Avg Speed **82.980** Behind **32.830**
 Best Time **1:28.979** Best Speed **84.964** On **5** Gp **c**

Lap	Elapsed Time	Lap Time	Lap Speed
1	1:37.326	1:37.326	77.677
2	3:08.007	1:30.681	83.369
3	4:37.778	1:29.771	84.214
4	6:07.492	1:29.714	84.268
5	7:36.471	1:28.979	84.964
6	9:06.637	1:30.166	83.845



KDM Hire Cookstown 100

SUPERBIKE

Race 7 - BA Components Open A

Saturday, 28 April 2012

DETAILED RESULT



Race Classification

17 96 Andy FARRELL

Total Time **9:16.244** Avg Speed **81.547** Behind **42.437**
Best Time **1:31.053** Best Speed **83.029** On **6** Gp **b**

Lap	Elapsed Time	Lap Time	Lap Speed
1	1:38.964	1:38.964	76.391
2	3:10.618	1:31.654	82.484
3	4:42.715	1:32.097	82.087
4	6:14.036	1:31.321	82.785
5	7:45.191	1:31.155	82.936
6	9:16.244	1:31.053	83.029

18 150 William DAVISON

Total Time **9:16.420** Avg Speed **81.521** Behind **42.613**
Best Time **1:30.911** Best Speed **83.158** On **4** Gp **c**

Lap	Elapsed Time	Lap Time	Lap Speed
1	1:38.477	1:38.477	76.769
2	3:11.544	1:33.067	81.232
3	4:42.758	1:31.214	82.882
4	6:13.669	1:30.911	83.158
5	7:44.940	1:31.271	82.830
6	9:16.420	1:31.480	82.641

19 64 Stephen McKNIGHT

Total Time **9:16.927** Avg Speed **81.447** Behind **43.120**
Best Time **1:31.238** Best Speed **82.860** On **6** Gp **c**

Lap	Elapsed Time	Lap Time	Lap Speed
1	1:38.341	1:38.341	76.875
2	3:11.142	1:32.801	81.465
3	4:42.595	1:31.453	82.665
4	6:14.338	1:31.743	82.404
5	7:45.689	1:31.351	82.758
6	9:16.927	1:31.238	82.860

20 123 Michal DOKOUPIL

Total Time **9:18.881** Avg Speed **81.162** Behind **45.074**
Best Time **1:31.321** Best Speed **82.785** On **4** Gp **c**

Lap	Elapsed Time	Lap Time	Lap Speed
1	1:39.396	1:39.396	76.059
2	3:13.093	1:33.697	80.686
3	4:44.649	1:31.556	82.572
4	6:15.970	1:31.321	82.785
5	7:47.339	1:31.369	82.741
6	9:18.881	1:31.542	82.585

Not Classified

DNF 144 Glenn WALKER

Total Time **3:14.406** Avg Speed **77.775** Behind **4 Laps**
Best Time **1:34.632** Best Speed **79.888** On **2** Gp **c**

Lap	Elapsed Time	Lap Time	Lap Speed
1	1:39.774	1:39.774	75.771
2	3:14.406	1:34.632	79.888

DNF 36 Michael PEARSON

Total Time **3:33.551** Avg Speed **70.803** Behind **19.145**
Best Time **1:33.390** Best Speed **80.951** On **1** Gp **a**

Lap	Elapsed Time	Lap Time	Lap Speed
1	1:33.390	1:33.390	80.951
2	3:33.551	2:00.161	62.916

DNF 93 Paul CRANSTON

Total Time **3:51.582** Avg Speed **65.290** Behind **37.176**
Best Time **1:35.732** Best Speed **78.970** On **1** Gp **c**

Lap	Elapsed Time	Lap Time	Lap Speed
1	1:35.732	1:35.732	78.970
2	3:51.582	2:15.850	55.650


Not Classified

KDM Hire Cookstown 100

SUPERBIKE

Race 7 - BA Components Open A

LAP CHART



1					2					4				
No	Name	G	Elapsed Time	Lap Time	No	Name	G	Elapsed Time	Lap Time	No	Name	G	Elapsed Time	Lap Time
6	William DUNLOP	a	1:30.850	1:30.850	18	Guy MARTIN	a	2:55.794	1:24.824	18	Guy MARTIN	a	5:44.329	1:24.163
18	Guy MARTIN	a	1:30.970	1:30.970	6	William DUNLOP	a	2:57.159	1:26.309	77	Ryan FARQUHAR	a	5:47.848	1:24.433
77	Ryan FARQUHAR	a	1:31.241	1:31.241	77	Ryan FARQUHAR	a	2:57.337	1:26.096	6	William DUNLOP	a	5:49.056	1:25.739
3	Michael DUNLOP	a	1:31.600	1:31.600	3	Michael DUNLOP	a	2:57.838	1:26.238	3	Michael DUNLOP	a	5:49.156	1:25.513
13	Adrian ARCHIBALD	a	1:32.372	1:32.372	13	Adrian ARCHIBALD	a	2:58.170	1:25.798	13	Adrian ARCHIBALD	a	5:49.520	1:25.600
16	John BURROWS	a	1:32.856	1:32.856	16	John BURROWS	a	2:59.183	1:26.327	16	John BURROWS	a	5:51.258	1:25.985
36	Michael PEARSON	a	1:33.390	1:33.390	111	Brian McCORMACK	b	3:02.114	1:28.301	111	Brian McCORMACK	b	5:58.553	1:28.490
111	Brian McCORMACK	b	1:33.813	1:33.813	33	Steve MERCER	b	3:02.310	1:28.366	33	Steve MERCER	b	5:58.644	1:28.471
33	Steve MERCER	b	1:33.944	1:33.944	44	Jamie HAMILTON	b	3:02.748	1:28.128	71	Davy MORGAN	b	5:58.871	1:28.382
44	Jamie HAMILTON	b	1:34.620	1:34.620	71	Davy MORGAN	b	3:03.171	1:28.102	44	Jamie HAMILTON	b	5:59.483	1:28.346
71	Davy MORGAN	b	1:35.069	1:35.069	186	Derek McGEE	b	3:03.838	1:28.452	65	Michael SWEENEY	b	5:59.875	1:27.892
186	Derek McGEE	b	1:35.386	1:35.386	65	Michael SWEENEY	b	3:04.343	1:28.539	186	Derek McGEE	b	6:00.760	1:28.231
93	Paul CRANSTON	c	1:35.732	1:35.732	122	Alan BONNER	b	3:04.859	1:28.143	122	Alan BONNER	b	6:01.159	1:28.022
65	Michael SWEENEY	b	1:35.804	1:35.804	9	Wayne KIRWAN	c	3:06.064	1:30.090	9	Wayne KIRWAN	c	6:05.206	1:29.106
9	Wayne KIRWAN	c	1:35.974	1:35.974	31	Shaun ANDERSON	c	3:06.462	1:30.052	31	Shaun ANDERSON	c	6:05.875	1:29.328
31	Shaun ANDERSON	c	1:36.410	1:36.410	42	Rob BARBER	c	3:08.007	1:30.681	42	Rob BARBER	c	6:07.492	1:29.714
122	Alan BONNER	b	1:36.716	1:36.716	96	Andy FARRELL	b	3:10.618	1:31.654	150	William DAVISON	c	6:13.669	1:30.911
42	Rob BARBER	c	1:37.326	1:37.326	64	Stephen McKNIGHT	c	3:11.142	1:32.801	96	Andy FARRELL	b	6:14.036	1:31.321
64	Stephen McKNIGHT	c	1:38.341	1:38.341	150	William DAVISON	c	3:11.544	1:33.067	64	Stephen McKNIGHT	c	6:14.338	1:31.743
150	William DAVISON	c	1:38.477	1:38.477	123	Michal DOKOUPIL	c	3:13.093	1:33.697	123	Michal DOKOUPIL	c	6:15.970	1:31.321
96	Andy FARRELL	b	1:38.964	1:38.964	144	Glenn WALKER	c	3:14.406	1:34.632					
123	Michal DOKOUPIL	c	1:39.396	1:39.396	36	Michael PEARSON	a	3:33.551	2:00.161					
144	Glenn WALKER	c	1:39.774	1:39.774	93	Paul CRANSTON	c	3:51.582	2:15.850					


3					5				
No	Name	G	Elapsed Time	Lap Time	No	Name	G	Elapsed Time	Lap Time
18	Guy MARTIN	a	4:20.166	1:24.372	18	Guy MARTIN	a	7:09.154	1:24.825
6	William DUNLOP	a	4:23.317	1:26.158	77	Ryan FARQUHAR	a	7:12.026	1:24.178
77	Ryan FARQUHAR	a	4:23.415	1:26.078	3	Michael DUNLOP	a	7:14.019	1:24.863
3	Michael DUNLOP	a	4:23.643	1:25.805	6	William DUNLOP	a	7:15.047	1:25.991
13	Adrian ARCHIBALD	a	4:23.920	1:25.750	13	Adrian ARCHIBALD	a	7:15.229	1:25.709
16	John BURROWS	a	4:25.273	1:26.090	16	John BURROWS	a	7:17.654	1:26.396
111	Brian McCORMACK	b	4:30.063	1:27.949	71	Davy MORGAN	b	7:25.926	1:27.055
33	Steve MERCER	b	4:30.173	1:27.863	111	Brian McCORMACK	b	7:27.602	1:29.049
71	Davy MORGAN	b	4:30.489	1:27.318	33	Steve MERCER	b	7:27.687	1:29.043
44	Jamie HAMILTON	b	4:31.137	1:28.389	44	Jamie HAMILTON	b	7:27.966	1:28.483
65	Michael SWEENEY	b	4:31.983	1:27.640	65	Michael SWEENEY	b	7:28.494	1:28.619
186	Derek McGEE	b	4:32.529	1:28.691	186	Derek McGEE	b	7:28.820	1:28.060
122	Alan BONNER	b	4:33.137	1:28.278	122	Alan BONNER	b	7:29.117	1:27.958
9	Wayne KIRWAN	c	4:36.100	1:30.036	31	Shaun ANDERSON	c	7:34.374	1:28.499
31	Shaun ANDERSON	c	4:36.547	1:30.085	9	Wayne KIRWAN	c	7:34.764	1:29.558
42	Rob BARBER	c	4:37.778	1:29.771	42	Rob BARBER	c	7:36.471	1:28.979
64	Stephen McKNIGHT	c	4:42.595	1:31.453	150	William DAVISON	c	7:44.940	1:31.271
96	Andy FARRELL	b	4:42.715	1:32.097	96	Andy FARRELL	b	7:45.191	1:31.155
150	William DAVISON	c	4:42.758	1:31.214	64	Stephen McKNIGHT	c	7:45.689	1:31.351
123	Michal DOKOUPIL	c	4:44.649	1:31.556	123	Michal DOKOUPIL	c	7:47.339	1:31.369

KDM Hire Cookstown 100

SUPERBIKE

Race 7 - BA Components Open A

LAP CHART



6

No	Name	G	Elapsed Time	Lap Time
18	Guy MARTIN	a	8:33.807	1:24.653
77	Ryan FARQUHAR	a	8:36.886	1:24.860
3	Michael DUNLOP	a	8:38.296	1:24.277
6	William DUNLOP	a	8:41.344	1:26.297
13	Adrian ARCHIBALD	a	8:41.586	1:26.357
16	John BURROWS	a	8:45.482	1:27.828
71	Davy MORGAN	b	8:53.139	1:27.213
33	Steve MERCER	b	8:55.227	1:27.540
44	Jamie HAMILTON	b	8:56.083	1:28.117
111	Brian McCORMACK	b	8:56.534	1:28.932
65	Michael SWEENEY	b	8:56.741	1:28.247
122	Alan BONNER	b	8:56.978	1:27.861
186	Derek McGEE	b	8:57.178	1:28.358
31	Shaun ANDERSON	c	9:03.846	1:29.472
9	Wayne KIRWAN	c	9:04.208	1:29.444
42	Rob BARBER	c	9:06.637	1:30.166
96	Andy FARRELL	b	9:16.244	1:31.053
150	William DAVISON	c	9:16.420	1:31.480
64	Stephen McKNIGHT	c	9:16.927	1:31.238
123	Michal DOKOUPIL	c	9:18.881	1:31.542

KDM Hire Cookstown 100

SUPERBIKE

Race 14 - KDM Hire Cookstown 100 A

Saturday, 28 April 2012



Pos	Class	No	Name	Machine / Sponsor	Gp	Laps	Total Time	Behind	Speed	-----Best Lap-----		
										Time	Speed	On

Race Classification

1	SBKR	77	Ryan FARQUHAR	Kawasaki - KMR Kawasaki	a	7	9:53.479		89.169	1:23.663	90.363	4
2	SBKR	3	Michael DUNLOP	Honda - Hunts/McAdoo Racing	a	7	9:57.490	4.011	88.571	1:24.369	89.606	5
3	SBKR	13	Adrian ARCHIBALD	Kawasaki - AMA Racing	a	7	10:06.616	13.137	87.238	1:25.333	88.594	2
4	SBKR	36	Michael PEARSON	Honda - MPRSC/Richard Rawson	a	7	10:09.082	15.603	86.885	1:25.808	88.104	6
5	SBKR	18	Guy MARTIN	Suzuki - Tyco Suzuki by TAS Racing	a	7	10:09.788	16.309	86.784	1:23.662	90.364	2
6	SBKR	16	John BURROWS	Suzuki - Cookstown BE Racing	a	7	10:17.322	23.843	85.725	1:26.782	87.115	2
7	SBKR	6	William DUNLOP	Honda 600 - Wilson Craig Racing	a	7	10:17.493	24.014	85.701	1:26.640	87.258	2
8	SBKR	71	Davy MORGAN	Suzuki - Strangford Holiday Park	b	7	10:21.105	27.626	85.203	1:27.158	86.739	7
9	SBKR	44	Jamie HAMILTON	Kawasaki - KMR Kawasaki	b	7	10:21.373	27.894	85.166	1:27.585	86.316	7
10	SBKR	65	Michael SWEENEY	BMW - MJR Racing	b	7	10:22.175	28.696	85.056	1:27.626	86.276	3
11	SBKR	31	Shaun ANDERSON	Suzuki - Team GAS Racing	c	7	10:27.024	33.545	84.399	1:27.802	86.103	7
12	SBKR	42	Rob BARBER	BMW	c	7	10:27.476	33.997	84.338	1:27.806	86.099	5
13	SBKR	33	Steve MERCER	Honda	b	7	10:27.492	34.013	84.336	1:27.068	86.829	3
14	SBKR	9	Wayne KIRWAN	Honda 600 - MRP Racing	c	7	10:29.496	36.017	84.067	1:28.455	85.467	5
15	SBKR	150	William DAVISON	Honda 600 - Hill Contracts	c	7	10:38.203	44.724	82.920	1:29.462	84.505	2
16	SBKR	96	Andy FARRELL	Yamaha - Farrelly Racing	b	7	10:43.075	49.596	82.292	1:30.849	83.215	4
17	SBKR	28	Paul GARTLAND	Suzuki - Team GAS Racing	c	7	10:50.761	57.282	81.320	1:31.820	82.335	4
18	SBKR	111	Brian McCORMACK	Honda - TAG Racing	b	7	11:00.281	1:06.802	80.148	1:28.547	85.378	4

Fastest Lap


SBKR	18	Guy MARTIN	Suzuki - Tyco Suzuki by TAS Racing	a						1:23.662	90.364	2
------	----	------------	------------------------------------	---	--	--	--	--	--	----------	--------	---

Not Classified

DNF	SBKR	123	Michal DOKOUPIL	Yamaha 600	c	6	9:31.277	1 Lap	79.401	1:30.141	83.869	6
DNF	SBKR	122	Alan BONNER	Honda	b	1	1:36.542	6 Laps	78.308	1:36.542	78.308	1

Provisional result to be confirmed by the Stewards of the Meeting subject to completion of technical inspections & the time limit for protests

Page 1 / 1

Circuit	Orritor	Signed		Organising Club	Cookstown & District MCC
Length(miles)	2.1000		Chief Timekeeper	Race Started	16:44
Weather	Sunny, 10°C, 48%RH	Issued At:	16:58	Gp Time Diff - b 10.03 / c 21.62	
Track	Dry, 21°C				



MCUI Ulster
Centre Timing
powered by
e-Laps timing software

www.elaps-timing.com



KDM Hire Cookstown 100

SUPERBIKE

Race 14 - KDM Hire Cookstown 100 A

Saturday, 28 April 2012

DETAILED RESULT



Race Classification

1 77 Ryan FARQUHAR

Total Time **9:53.479** Avg Speed **89.169** Behind
Best Time **1:23.663** Best Speed **90.363** On **4** Gp **a**

Lap	Elapsed Time	Lap Time	Lap Speed
1	1:28.336	1:28.336	85.582
2	2:52.235	1:23.899	90.108
3	4:16.313	1:24.078	89.917
4	5:39.976	1:23.663	90.363
5	7:04.124	1:24.148	89.842
6	8:28.413	1:24.289	89.691
7	9:53.479	1:25.066	88.872

2 3 Michael DUNLOP

Total Time **9:57.490** Avg Speed **88.571** Behind **4.011**
Best Time **1:24.369** Best Speed **89.606** On **5** Gp **a**

Lap	Elapsed Time	Lap Time	Lap Speed
1	1:30.056	1:30.056	83.948
2	2:54.726	1:24.670	89.288
3	4:19.495	1:24.769	89.184
4	5:43.915	1:24.420	89.552
5	7:08.284	1:24.369	89.606
6	8:32.842	1:24.558	89.406
7	9:57.490	1:24.648	89.311

3 13 Adrian ARCHIBALD

Total Time **10:06.616** Avg Speed **87.238** Behind **13.137**
Best Time **1:25.333** Best Speed **88.594** On **2** Gp **a**

Lap	Elapsed Time	Lap Time	Lap Speed
1	1:30.488	1:30.488	83.547
2	2:55.821	1:25.333	88.594
3	4:21.613	1:25.792	88.120
4	5:48.063	1:26.450	87.449
5	7:14.463	1:26.400	87.500
6	8:41.020	1:26.557	87.341
7	10:06.616	1:25.596	88.322

4 36 Michael PEARSON

Total Time **10:09.082** Avg Speed **86.885** Behind **15.603**
Best Time **1:25.808** Best Speed **88.104** On **6** Gp **a**

Lap	Elapsed Time	Lap Time	Lap Speed
1	1:32.335	1:32.335	81.876
2	2:58.649	1:26.314	87.587
3	4:24.537	1:25.888	88.022
4	5:50.809	1:26.272	87.630
5	7:17.134	1:26.325	87.576
6	8:42.942	1:25.808	88.104
7	10:09.082	1:26.140	87.764

Race Classification

5 18 Guy MARTIN

Total Time **10:09.788** Avg Speed **86.784** Behind **16.309**
Best Time **1:23.662** Best Speed **90.364** On **2** Gp **a**

Lap	Elapsed Time	Lap Time	Lap Speed
1	1:29.095	1:29.095	84.853
2	2:52.757	1:23.662	90.364
3	4:16.554	1:23.797	90.218
4	5:54.530	1:37.976	77.162
5	7:18.629	1:24.099	89.894
6	8:43.193	1:24.564	89.400
7	10:09.788	1:26.595	87.303

6 16 John BURROWS

Total Time **10:17.322** Avg Speed **85.725** Behind **23.843**
Best Time **1:26.782** Best Speed **87.115** On **2** Gp **a**

Lap	Elapsed Time	Lap Time	Lap Speed
1	1:32.791	1:32.791	81.473
2	2:59.573	1:26.782	87.115
3	4:26.474	1:26.901	86.996
4	5:54.347	1:27.873	86.033
5	7:21.893	1:27.546	86.355
6	8:49.259	1:27.366	86.533
7	10:17.322	1:28.063	85.848

7 6 William DUNLOP

Total Time **10:17.493** Avg Speed **85.701** Behind **24.014**
Best Time **1:26.640** Best Speed **87.258** On **2** Gp **a**

Lap	Elapsed Time	Lap Time	Lap Speed
1	1:33.222	1:33.222	81.097
2	2:59.862	1:26.640	87.258
3	4:26.996	1:27.134	86.763
4	5:54.799	1:27.803	86.102
5	7:22.122	1:27.323	86.575
6	8:49.442	1:27.320	86.578
7	10:17.493	1:28.051	85.859

8 71 Davy MORGAN

Total Time **10:21.105** Avg Speed **85.203** Behind **27.626**
Best Time **1:27.158** Best Speed **86.739** On **7** Gp **b**

Lap	Elapsed Time	Lap Time	Lap Speed
1	1:33.552	1:33.552	80.811
2	3:01.519	1:27.967	85.941
3	4:29.799	1:28.280	85.637
4	5:57.162	1:27.363	86.535
5	7:25.552	1:28.390	85.530
6	8:53.947	1:28.395	85.525
7	10:21.105	1:27.158	86.739



MCUI Ulster
Centre Timing
powered by
e-Laps timing software

www.elaps-timing.com



KDM Hire Cookstown 100

SUPERBIKE

Race 14 - KDM Hire Cookstown 100 A

Saturday, 28 April 2012

DETAILED RESULT



Race Classification

9 44 Jamie HAMILTON

Total Time **10:21.373** Avg Speed **85.166** Behind **27.894**
Best Time **1:27.585** Best Speed **86.316** On **7** Gp **b**

Lap	Elapsed Time	Lap Time	Lap Speed
1	1:32.483	1:32.483	81.745
2	3:01.023	1:28.540	85.385
3	4:28.776	1:27.753	86.151
4	5:56.887	1:28.111	85.801
5	7:25.245	1:28.358	85.561
6	8:53.788	1:28.543	85.382
7	10:21.373	1:27.585	86.316

10 65 Michael SWEENEY

Total Time **10:22.175** Avg Speed **85.056** Behind **28.696**
Best Time **1:27.626** Best Speed **86.276** On **3** Gp **b**

Lap	Elapsed Time	Lap Time	Lap Speed
1	1:34.113	1:34.113	80.329
2	3:02.566	1:28.453	85.469
3	4:30.192	1:27.626	86.276
4	5:57.986	1:27.794	86.111
5	7:26.142	1:28.156	85.757
6	8:54.441	1:28.299	85.618
7	10:22.175	1:27.734	86.170

11 31 Shaun ANDERSON

Total Time **10:27.024** Avg Speed **84.399** Behind **33.545**
Best Time **1:27.802** Best Speed **86.103** On **7** Gp **c**

Lap	Elapsed Time	Lap Time	Lap Speed
1	1:34.542	1:34.542	79.964
2	3:04.242	1:29.700	84.281
3	4:32.634	1:28.392	85.528
4	6:01.095	1:28.461	85.461
5	7:30.105	1:29.010	84.934
6	8:59.222	1:29.117	84.832
7	10:27.024	1:27.802	86.103

12 42 Rob BARBER

Total Time **10:27.476** Avg Speed **84.338** Behind **33.997**
Best Time **1:27.806** Best Speed **86.099** On **5** Gp **c**

Lap	Elapsed Time	Lap Time	Lap Speed
1	1:35.486	1:35.486	79.174
2	3:05.332	1:29.846	84.144
3	4:34.233	1:28.901	85.038
4	6:02.088	1:27.855	86.051
5	7:29.894	1:27.806	86.099
6	8:58.554	1:28.660	85.270
7	10:27.476	1:28.922	85.018

Race Classification

13 33 Steve MERCER

Total Time **10:27.492** Avg Speed **84.336** Behind **34.013**
Best Time **1:27.068** Best Speed **86.829** On **3** Gp **b**

Lap	Elapsed Time	Lap Time	Lap Speed
1	1:32.002	1:32.002	82.172
2	3:01.236	1:29.234	84.721
3	4:28.304	1:27.068	86.829
4	6:04.450	1:36.146	78.630
5	7:32.249	1:27.799	86.106
6	9:00.095	1:27.846	86.060
7	10:27.492	1:27.397	86.502

14 9 Wayne KIRWAN

Total Time **10:29.496** Avg Speed **84.067** Behind **36.017**
Best Time **1:28.455** Best Speed **85.467** On **5** Gp **c**

Lap	Elapsed Time	Lap Time	Lap Speed
1	1:34.779	1:34.779	79.765
2	3:04.448	1:29.669	84.310
3	4:33.725	1:29.277	84.680
4	6:02.508	1:28.783	85.151
5	7:30.963	1:28.455	85.467
6	9:00.765	1:29.802	84.185
7	10:29.496	1:28.731	85.201

15 150 William DAVISON

Total Time **10:38.203** Avg Speed **82.920** Behind **44.724**
Best Time **1:29.462** Best Speed **84.505** On **2** Gp **c**

Lap	Elapsed Time	Lap Time	Lap Speed
1	1:36.650	1:36.650	78.220
2	3:06.112	1:29.462	84.505
3	4:35.920	1:29.808	84.180
4	6:06.896	1:30.976	83.099
5	7:36.788	1:29.892	84.101
6	9:06.563	1:29.775	84.211
7	10:38.203	1:31.640	82.497

16 96 Andy FARRELL

Total Time **10:43.075** Avg Speed **82.292** Behind **49.596**
Best Time **1:30.849** Best Speed **83.215** On **4** Gp **b**

Lap	Elapsed Time	Lap Time	Lap Speed
1	1:36.084	1:36.084	78.681
2	3:08.293	1:32.209	81.988
3	4:39.295	1:31.002	83.075
4	6:10.144	1:30.849	83.215
5	7:41.205	1:31.061	83.021
6	9:12.186	1:30.981	83.094
7	10:43.075	1:30.889	83.178



MCUI Ulster
Centre Timing
powered by
e-Laps timing software

www.elaps-timing.com



KDM Hire Cookstown 100

SUPERBIKE

Race 14 - KDM Hire Cookstown 100 A

Saturday, 28 April 2012

DETAILED RESULT



Race Classification

17 28 Paul GARTLAND

Total Time **10:50.761** Avg Speed **81.320** Behind **57.282**

Best Time **1:31.820** Best Speed **82.335** On **4** Gp **c**

Lap	Elapsed Time	Lap Time	Lap Speed
1	1:36.324	1:36.324	78.485
2	3:09.376	1:33.052	81.245
3	4:41.446	1:32.070	82.111
4	6:13.266	1:31.820	82.335
5	7:45.581	1:32.315	81.894
6	9:17.515	1:31.934	82.233
7	10:50.761	1:33.246	81.076

18 111 Brian McCORMACK

Total Time **11:00.281** Avg Speed **80.148** Behind **1:06.802**

Best Time **1:28.547** Best Speed **85.378** On **4** Gp **b**

Lap	Elapsed Time	Lap Time	Lap Speed
1	1:31.503	1:31.503	82.620
2	3:21.549	1:50.046	68.699
3	4:50.658	1:29.109	84.840
4	6:19.205	1:28.547	85.378
5	7:48.187	1:28.982	84.961
6	9:18.922	1:30.735	83.320
7	11:00.281	1:41.359	74.586

Not Classified

DNF 123 Michal DOKOUPIL

Total Time **9:31.277** Avg Speed **79.401** Behind **1 Lap**

Best Time **1:30.141** Best Speed **83.869** On **6** Gp **c**

Lap	Elapsed Time	Lap Time	Lap Speed
1	1:37.995	1:37.995	77.147
2	3:09.558	1:31.563	82.566
3	4:58.842	1:49.284	69.178
4	6:30.236	1:31.394	82.719
5	8:01.136	1:30.900	83.168
6	9:31.277	1:30.141	83.869

DNF 122 Alan BONNER

Total Time **1:36.542** Avg Speed **78.308** Behind **6 Laps**

Best Time **1:36.542** Best Speed **78.308** On **1** Gp **b**

Lap	Elapsed Time	Lap Time	Lap Speed
1	1:36.542	1:36.542	78.308



MCUI Ulster
Centre Timing
powered by
e-Laps timing software

www.elaps-timing.com




KDM Hire Cookstown 100

SUPERBIKE

Race 14 - KDM Hire Cookstown 100 A

LAP CHART



1					3					5				
No	Name	G	Elapsed Time	Lap Time	No	Name	G	Elapsed Time	Lap Time	No	Name	G	Elapsed Time	Lap Time
77	Ryan FARQUHAR	a	1:28.336	1:28.336	77	Ryan FARQUHAR	a	4:16.313	1:24.078	77	Ryan FARQUHAR	a	7:04.124	1:24.148
18	Guy MARTIN	a	1:29.095	1:29.095	18	Guy MARTIN	a	4:16.554	1:23.797	3	Michael DUNLOP	a	7:08.284	1:24.369
3	Michael DUNLOP	a	1:30.056	1:30.056	3	Michael DUNLOP	a	4:19.495	1:24.769	13	Adrian ARCHIBALD	a	7:14.463	1:26.400
13	Adrian ARCHIBALD	a	1:30.488	1:30.488	13	Adrian ARCHIBALD	a	4:21.613	1:25.792	36	Michael PEARSON	a	7:17.134	1:26.325
111	Brian McCORMACK	b	1:31.503	1:31.503	36	Michael PEARSON	a	4:24.537	1:25.888	18	Guy MARTIN	a	7:18.629	1:24.099
33	Steve MERCER	b	1:32.002	1:32.002	16	John BURROWS	a	4:26.474	1:26.901	16	John BURROWS	a	7:21.893	1:27.546
36	Michael PEARSON	a	1:32.335	1:32.335	6	William DUNLOP	a	4:26.996	1:27.134	6	William DUNLOP	a	7:22.122	1:27.323
44	Jamie HAMILTON	b	1:32.483	1:32.483	33	Steve MERCER	b	4:28.304	1:27.068	44	Jamie HAMILTON	b	7:25.245	1:28.358
16	John BURROWS	a	1:32.791	1:32.791	44	Jamie HAMILTON	b	4:28.776	1:27.753	71	Davy MORGAN	b	7:25.552	1:28.390
6	William DUNLOP	a	1:33.222	1:33.222	71	Davy MORGAN	b	4:29.799	1:28.280	65	Michael SWEENEY	b	7:26.142	1:28.156
71	Davy MORGAN	b	1:33.552	1:33.552	65	Michael SWEENEY	b	4:30.192	1:27.626	42	Rob BARBER	c	7:29.894	1:27.806
65	Michael SWEENEY	b	1:34.113	1:34.113	31	Shaun ANDERSON	c	4:32.634	1:28.392	31	Shaun ANDERSON	c	7:30.105	1:29.010
31	Shaun ANDERSON	c	1:34.542	1:34.542	9	Wayne KIRWAN	c	4:33.725	1:29.277	9	Wayne KIRWAN	c	7:30.963	1:28.455
9	Wayne KIRWAN	c	1:34.779	1:34.779	42	Rob BARBER	c	4:34.233	1:28.901	33	Steve MERCER	b	7:32.249	1:27.799
42	Rob BARBER	c	1:35.486	1:35.486	150	William DAVISON	c	4:35.920	1:29.808	150	William DAVISON	c	7:36.788	1:29.892
96	Andy FARRELL	b	1:36.084	1:36.084	96	Andy FARRELL	b	4:39.295	1:31.002	96	Andy FARRELL	b	7:41.205	1:31.061
28	Paul GARTLAND	c	1:36.324	1:36.324	28	Paul GARTLAND	c	4:41.446	1:32.070	28	Paul GARTLAND	c	7:45.581	1:32.315
122	Alan BONNER	b	1:36.542	1:36.542	111	Brian McCORMACK	b	4:50.658	1:29.109	111	Brian McCORMACK	b	7:48.187	1:28.982
150	William DAVISON	c	1:36.650	1:36.650	123	Michal DOKOUPIL	c	4:58.842	1:49.284	123	Michal DOKOUPIL	c	8:01.136	1:30.900
123	Michal DOKOUPIL	c	1:37.995	1:37.995										


2					4					6				
No	Name	G	Elapsed Time	Lap Time	No	Name	G	Elapsed Time	Lap Time	No	Name	G	Elapsed Time	Lap Time
77	Ryan FARQUHAR	a	2:52.235	1:23.899	77	Ryan FARQUHAR	a	5:39.976	1:23.663	77	Ryan FARQUHAR	a	8:28.413	1:24.289
18	Guy MARTIN	a	2:52.757	1:23.662	3	Michael DUNLOP	a	5:43.915	1:24.420	3	Michael DUNLOP	a	8:32.842	1:24.558
3	Michael DUNLOP	a	2:54.726	1:24.670	13	Adrian ARCHIBALD	a	5:48.063	1:26.450	13	Adrian ARCHIBALD	a	8:41.020	1:26.557
13	Adrian ARCHIBALD	a	2:55.821	1:25.333	36	Michael PEARSON	a	5:50.809	1:26.272	36	Michael PEARSON	a	8:42.942	1:25.808
36	Michael PEARSON	a	2:58.649	1:26.314	16	John BURROWS	a	5:54.347	1:27.873	18	Guy MARTIN	a	8:43.193	1:24.564
16	John BURROWS	a	2:59.573	1:26.782	18	Guy MARTIN	a	5:54.530	1:37.976	16	John BURROWS	a	8:49.259	1:27.366
6	William DUNLOP	a	2:59.862	1:26.640	6	William DUNLOP	a	5:54.799	1:27.803	6	William DUNLOP	a	8:49.442	1:27.320
44	Jamie HAMILTON	b	3:01.023	1:28.540	44	Jamie HAMILTON	b	5:56.887	1:28.111	44	Jamie HAMILTON	b	8:53.788	1:28.543
33	Steve MERCER	b	3:01.236	1:29.234	71	Davy MORGAN	b	5:57.162	1:27.363	71	Davy MORGAN	b	8:53.947	1:28.395
71	Davy MORGAN	b	3:01.519	1:27.967	65	Michael SWEENEY	b	5:57.986	1:27.794	65	Michael SWEENEY	b	8:54.441	1:28.299
65	Michael SWEENEY	b	3:02.566	1:28.453	31	Shaun ANDERSON	c	6:01.095	1:28.461	42	Rob BARBER	c	8:58.554	1:28.660
31	Shaun ANDERSON	c	3:04.242	1:29.700	42	Rob BARBER	c	6:02.088	1:27.855	31	Shaun ANDERSON	c	8:59.222	1:29.117
9	Wayne KIRWAN	c	3:04.448	1:29.669	9	Wayne KIRWAN	c	6:02.508	1:28.783	33	Steve MERCER	b	9:00.095	1:27.846
42	Rob BARBER	c	3:05.332	1:29.846	33	Steve MERCER	b	6:04.450	1:36.146	9	Wayne KIRWAN	c	9:00.765	1:29.802
150	William DAVISON	c	3:06.112	1:29.462	150	William DAVISON	c	6:06.896	1:30.976	150	William DAVISON	c	9:06.563	1:29.775
96	Andy FARRELL	b	3:08.293	1:32.209	96	Andy FARRELL	b	6:10.144	1:30.849	96	Andy FARRELL	b	9:12.186	1:30.981
28	Paul GARTLAND	c	3:09.376	1:33.052	28	Paul GARTLAND	c	6:13.266	1:31.820	28	Paul GARTLAND	c	9:17.515	1:31.934
123	Michal DOKOUPIL	c	3:09.558	1:31.563	111	Brian McCORMACK	b	6:19.205	1:28.547	111	Brian McCORMACK	b	9:18.922	1:30.735
111	Brian McCORMACK	b	3:21.549	1:50.046	123	Michal DOKOUPIL	c	6:30.236	1:31.394	123	Michal DOKOUPIL	c	9:31.277	1:30.141

KDM Hire Cookstown 100

SUPERBIKE

Race 14 - KDM Hire Cookstown 100 A

LAP CHART



7

No	Name	G	Elapsed Time	Lap Time
77	Ryan FARQUHAR	a	9:53.479	1:25.066
3	Michael DUNLOP	a	9:57.490	1:24.648
13	Adrian ARCHIBALD	a	10:06.616	1:25.596
36	Michael PEARSON	a	10:09.082	1:26.140
18	Guy MARTIN	a	10:09.788	1:26.595
16	John BURROWS	a	10:17.322	1:28.063
6	William DUNLOP	a	10:17.493	1:28.051
71	Davy MORGAN	b	10:21.105	1:27.158
44	Jamie HAMILTON	b	10:21.373	1:27.585
65	Michael SWEENEY	b	10:22.175	1:27.734
31	Shaun ANDERSON	c	10:27.024	1:27.802
42	Rob BARBER	c	10:27.476	1:28.922
33	Steve MERCER	b	10:27.492	1:27.397
9	Wayne KIRWAN	c	10:29.496	1:28.731
150	William DAVISON	c	10:38.203	1:31.640
96	Andy FARRELL	b	10:43.075	1:30.889
28	Paul GARTLAND	c	10:50.761	1:33.246
111	Brian McCORMACK	b	11:00.281	1:41.359

IRISH ROAD RACE SUPERBIKE

2012

					#1	
Pos	No.	Name	Total	Diff	Gap	R1
1	77	Ryan FARQUHAR	25	0	0	25
2	3	Michael DUNLOP	20	5	5	20
3	13	Adrian ARCHIBALD	16	9	4	16
4	36	Michael PEARSON	13	12	3	13
5	18	Guy MARTIN	11	14	2	11
6	16	John BURROWS	10	15	1	10
7	6	William DUNLOP	9	16	1	9
8	71	Davy MORGAN	8	17	1	8
9	44	Jamie HAMILTON	7	18	1	7
10	65	Michael SWEENEY	6	19	1	6
11	31	Shaun ANDERSON	5	20	1	5
12	42	Rob BARBER	4	21	1	4
13	33	Steve MERCER	3	22	1	3
14	9	Wayne KIRWAN	2	23	1	2
15	150	William DAVISON	1	24	1	1

Event Legend

#1 27/04/2012 KDM HIRE COOKSTOWN 100

ULSTER ROAD RACE SUPERBIKE

2012

					#1	
Pos	No.	Name	Total	Diff	Gap	R1
1	77	Ryan FARQUHAR	25	0	0	25
2	3	Michael DUNLOP	20	5	5	20
3	13	Adrian ARCHIBALD	16	9	4	16
4	36	Michael PEARSON	13	12	3	13
5	18	Guy MARTIN	11	14	2	11
6	16	John BURROWS	10	15	1	10
7	6	William DUNLOP	9	16	1	9
8	71	Davy MORGAN	8	17	1	8
9	44	Jamie HAMILTON	7	18	1	7
10	65	Michael SWEENEY	6	19	1	6
11	31	Shaun ANDERSON	5	20	1	5
12	42	Rob BARBER	4	21	1	4
13	33	Steve MERCER	3	22	1	3
14	9	Wayne KIRWAN	2	23	1	2
15	150	William DAVISON	1	24	1	1

Event Legend

#1 27/04/2012 KDM HIRE COOKSTOWN 100