




COOKSTOWN 100

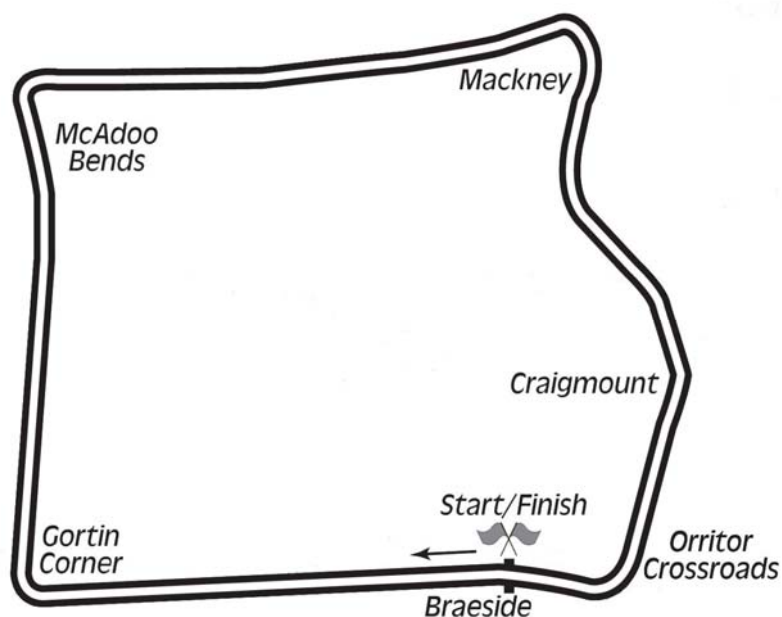
Friday 27th & Saturday 28th April 2012

promoted by Cookstown & District MCC
www.cookstown100.com

TYRE SAFETY CENTRE
CLASSIC 500cc / 1000cc



Orritor Circuit 2.1 miles



LAP RECORDS

Class	Rider	Machine	m	s	mph	Year
125cc	William Dunlop	Honda	1	34.755	79.785	2010
Moto 450	Ryan Farquhar	Kawasaki	1	37.504	77.535	2011
250cc	William Dunlop	Honda	1	29.658	84.320	2009
Supersport 400	Ryan Farquhar	Kawasaki	1	36.97	77.962	2003
Supertwins	Ryan Farquhar	Kawasaki 650	1	30.968	83.106	2011
Supersport	Michael Dunlop	Yamaha	1	24.783	89.169	2011
Superbike	Guy Martin	Suzuki	1	23.139	90.932	2011
Senior Support	Gary Robinson	Yamaha 600	1	29.956	84.041	2007
Junior Support	Ciaran Donnelly	Honda 250	1	35.932	78.806	2011
Classic 1000cc	Wattie Brown	Norton 920	1	40.273	75.394	2006
Classic 500cc	Neill McWhirter	Norton	1	41.491	74.489	2010
Classic 350cc	Paul Coward	Honda	1	43.421	73.099	2004
Classic 250cc	Geoff McMullan	Suzuki	1	47.294	70.461	2006

MOST WINS at COOKSTOWN 100

Ryan Farquhar	22	1996 - 11
Ray McCullough	14	1967 - 79
Joey Dunlop	11	1977 - 98
Robert Dunlop	11	1985 - 08
Phillip McCallen	10	1987 - 96
Courtney Junk	8	1974 - 83
Mervyn Elwood	8	1987 - 97
Noel Hudson	7	1975 - 95
Bill Swallow	7	1987 - 00
Darran Lindsay	7	2000 - 05

ALL TIME IRISH ROAD RACE WINNERS (after Killalane 2011)

Most Wins at All Irish Road Race Meetings

1.	Ryan Farquhar	173	1995-11
2.	Joey Dunlop	156	1971-00
3.	Robert Dunlop	135	1980-08
4.	Ray McCullough	109	1960-82
	Phillip McCallen	109	1987-99
6.	Brian Reid	78	1980-94

KDM Hire Cookstown 100

CLASSIC 500cc/1000cc

Qualifying


Friday, 27 April 2012



Pos	Class	No	Name	Machine / Sponsor	----- Best Lap -----				Laps
					Time	Behind	Speed	On	
Qualifying Classification									
1	C1000	67	Mark McGAW	Seeley Weslake 850	1:44.184		72.564	3	6
2	C1000	12	Richard FORD	Norton 920 - Bob Jackson Racing	1:44.254	0.070	72.515	4	4
3	C1000	11	John SCOTT	R North Triumph 930	1:45.462	1.278	71.685	3	6
4	C500	8	Allan BREW	Seeley G50 496 - Mike & Dawn Jacobs	1:46.037	1.853	71.296	4	5
5	C500	2	Freddie STEWART	Honda 500	1:51.080	6.896	68.059	2	5
6	C500	9	Sam KINKEAD	Drixton Honda 500	1:53.626	9.442	66.534	3	5
7	C500	150	John JONES	Seeley Matchless 496	1:53.876	9.692	66.388	5	5
8	C500	4	Billy LYLE	Drixton Honda 500 - Cairnduff	1:55.692	11.508	65.346	5	5
9	C500	50	Martin LYONS	Honda 500	1:57.541	13.357	64.318	2	5
10	C500	5	Gary JAMISON	Honda 500	2:00.481	16.297	62.748	4	5
11	C500	143	Terence ANDERTON	Seeley G50 499	2:01.410	17.226	62.268	4	5
12	C500	17	Roy PHIPPS	Norton Gold Star 499	2:04.755	20.571	60.599	5	5
13	C500	26	Chris McGAHAN	Seeley 496 - Trekdean	2:16.681	32.497	55.311	2	2
14	C500	34	Trevor STEWART	Honda 360 - Stewart Racing	2:30.855	46.671	50.114	4	4

Provisional result to be confirmed by the Stewards of the Meeting subject to completion of technical inspections & the time limit for protests

Page 1 / 1

Circuit	Orritor	Signed		Organising Club	Cookstown & District MCC
Length(miles)	2.1000		Chief Timekeeper	Qualifying Started	15:40
Weather	Cloudy, 10°C, 50%RH	Issued At:	15:53		
Track	Dry, 18 °C				

KDM Hire Cookstown 100

CLASSIC 500cc/1000cc

Qualifying

Friday, 27 April 2012

DETAILED RESULT



Qualifying Classification

Position

1 67 Mark McGAW

Behind

Best Time **1:44.184** Best Speed **72.564** On **3** Gp **a**

Lap	Elapsed Time	Lap Time	Lap Speed
1	2:05.859	2:05.859	60.067
2	3:52.466	1:46.607	70.915
3	5:36.650	1:44.184	72.564
4	7:21.944	1:45.294	71.799
5	9:06.947	1:45.003	71.998
6	10:54.490	1:47.543	70.297

2 12 Richard FORD

Behind **0.070**

Best Time **1:44.254** Best Speed **72.515** On **4** Gp **a**

Lap	Elapsed Time	Lap Time	Lap Speed
1	2:23.185	2:23.185	52.799
2	4:09.834	1:46.649	70.887
3	5:54.808	1:44.974	72.018
4	7:39.062	1:44.254	72.515

3 11 John SCOTT

Behind **1.278**

Best Time **1:45.462** Best Speed **71.685** On **3** Gp **a**

Lap	Elapsed Time	Lap Time	Lap Speed
1	2:06.455	2:06.455	59.784
2	3:53.594	1:47.139	70.563
3	5:39.056	1:45.462	71.685
4	7:24.973	1:45.917	71.377
5	9:10.916	1:45.943	71.359
6	11:12.264	2:01.348	62.300

4 8 Allan BREW

Behind **1.853**

Best Time **1:46.037** Best Speed **71.296** On **4** Gp **a**

Lap	Elapsed Time	Lap Time	Lap Speed
1	2:03.252	2:03.252	61.338
2	3:51.965	1:48.713	69.541
3	5:38.227	1:46.262	71.145
4	7:24.264	1:46.037	71.296
5	9:14.722	1:50.458	68.442

Qualifying Classification

Position

5 2 Freddie STEWART

Behind **6.896**

Best Time **1:51.080** Best Speed **68.059** On **2** Gp **a**

Lap	Elapsed Time	Lap Time	Lap Speed
1	2:16.831	2:16.831	55.251
2	4:07.911	1:51.080	68.059
3	6:29.803	2:21.892	53.280
4	8:21.883	1:52.080	67.452
5	10:14.647	1:52.764	67.043

6 9 Sam KINKEAD

Behind **9.442**

Best Time **1:53.626** Best Speed **66.534** On **3** Gp **a**

Lap	Elapsed Time	Lap Time	Lap Speed
1	2:25.309	2:25.309	52.027
2	4:21.352	1:56.043	65.148
3	6:14.978	1:53.626	66.534
4	8:11.084	1:56.106	65.113
5	10:05.390	1:54.306	66.138

7 150 John JONES

Behind **9.692**

Best Time **1:53.876** Best Speed **66.388** On **5** Gp **a**

Lap	Elapsed Time	Lap Time	Lap Speed
1	2:27.612	2:27.612	51.215
2	4:25.569	1:57.957	64.091
3	6:21.542	1:55.973	65.188
4	8:20.123	1:58.581	63.754
5	10:13.999	1:53.876	66.388

8 4 Billy LYLE

Behind **11.508**

Best Time **1:55.692** Best Speed **65.346** On **5** Gp **a**

Lap	Elapsed Time	Lap Time	Lap Speed
1	2:18.470	2:18.470	54.597
2	4:15.525	1:57.055	64.585
3	6:12.241	1:56.716	64.773
4	8:10.789	1:58.548	63.772
5	10:06.481	1:55.692	65.346

KDM Hire Cookstown 100

CLASSIC 500cc/1000cc

Qualifying

Friday, 27 April 2012

DETAILED RESULT



Qualifying Classification

Position

9 50 Martin LYONS

Behind 13.357

Best Time 1:57.541 Best Speed 64.318 On 2 Gp a

Lap	Elapsed Time	Lap Time	Lap Speed
1	2:24.858	2:24.858	52.189
2	4:22.399	1:57.541	64.318
3	6:20.486	1:58.087	64.021
4	8:20.952	2:00.466	62.756
5	10:22.303	2:01.351	62.299

Qualifying Classification

Position

14 34 Trevor STEWART

Behind 46.671

Best Time 2:30.855 Best Speed 50.114 On 4 Gp a

Lap	Elapsed Time	Lap Time	Lap Speed
1	3:01.794	3:01.794	41.586
2	5:36.950	2:35.156	48.725
3	8:10.339	2:33.389	49.286
4	10:41.194	2:30.855	50.114

10 5 Gary JAMISON

Behind 16.297

Best Time 2:00.481 Best Speed 62.748 On 4 Gp a

Lap	Elapsed Time	Lap Time	Lap Speed
1	2:42.424	2:42.424	46.545
2	4:44.550	2:02.126	61.903
3	6:48.653	2:04.103	60.917
4	8:49.134	2:00.481	62.748
5	10:54.065	2:04.931	60.513

11 143 Terence ANDERTON

Behind 17.226

Best Time 2:01.410 Best Speed 62.268 On 4 Gp a

Lap	Elapsed Time	Lap Time	Lap Speed
1	2:41.416	2:41.416	46.836
2	4:45.264	2:03.848	61.043
3	6:48.024	2:02.760	61.584
4	8:49.434	2:01.410	62.268
5	10:51.882	2:02.448	61.740

12 17 Roy PHIPPS

Behind 20.571

Best Time 2:04.755 Best Speed 60.599 On 5 Gp a

Lap	Elapsed Time	Lap Time	Lap Speed
1	2:30.610	2:30.610	50.196
2	4:40.674	2:10.064	58.125
3	6:47.716	2:07.042	59.508
4	8:54.683	2:06.967	59.543
5	10:59.438	2:04.755	60.599

13 26 Chris McGAHAN

Behind 32.497

Best Time 2:16.681 Best Speed 55.311 On 2 Gp a

Lap	Elapsed Time	Lap Time	Lap Speed
1	2:26.114	2:26.114	51.740
2	4:42.795	2:16.681	55.311

KDM HIRE COOKSTOWN 100

CLASSIC 500cc / 1000cc

Orritor 2.100 Miles


R15: Tyre Safety Centre Classic 500cc/1000cc

28/04/2012 15:40

Race (7 Laps)

RACE 15 - CLASSIC 500cc / 1000cc

7	34 A		
6	143 A	17 B	26 C
5	4 A	50 B	5 C
4			
3	150 A		
2	8 A	2 B	9 C
1	67 A POLE POSITION	12 B	11 C



KDM Hire Cookstown 100

CLASSIC 500cc/1000cc

Race 15 - Tyre Safety Centre Senior Classic


Saturday, 28 April 2012



Pos	Class	No	Name	Machine / Sponsor	Gp	Laps	Total Time	Behind	Speed	-----Best Lap-----		
										Time	Speed	On
Race Classification												
1	C1000	12	Richard FORD	Norton 920 - Bob Jackson Racing	a	4	6:54.415		72.970	1:42.254	73.934	4
2	C1000	67	Mark McGAW	Seeley Weslake 850	a	4	6:58.729	4.314	72.219	1:41.747	74.302	4
3	C1000	11	John SCOTT	R North Triumph 930	a	4	7:01.726	7.311	71.705	1:43.860	72.790	2
4	C500	2	Freddie STEWART	Honda 500	a	4	7:22.254	27.839	68.377	1:49.043	69.330	3
5	C500	150	John JONES	Seeley Matchless 496	a	4	7:23.697	29.282	68.155	1:48.383	69.753	4
6	C500	5	Gary JAMISON	Honda 500	b	4	7:25.247	30.832	67.917	1:49.998	68.729	2
7	C500	9	Sam KINKEAD	Drixton Honda 500	a	4	7:37.225	42.810	66.138	1:51.950	67.530	2
8	C500	4	Billy LYLE	Drixton Honda 500 - Cairnduff	b	4	7:45.568	51.153	64.953	1:51.658	67.707	2
9	C500	50	Martin LYONS	Honda 500	b	4	7:56.983	1:02.568	63.398	1:57.710	64.226	2
10	C500	143	Terence ANDERTON	Seeley G50 499	b	4	8:07.418	1:13.003	62.041	1:59.358	63.339	4
11	C500	17	Roy PHIPPS	Norton Gold Star 499	b	4	8:18.235	1:23.820	60.694	2:02.095	61.919	4
12	C500	34	Trevor STEWART	Honda 360 - Stewart Racing	b	3	7:37.180	1 Lap	49.608	2:28.174	51.021	3
Fastest Lap												
	C1000	67	Mark McGAW	Seeley Weslake 850	a					1:41.747	74.302	4
Not Classified												
DNF	C500	8	Allan BREW	Seeley G50 496 - Mike & Dawn Jacobs	a	2	3:35.123	2 Laps	70.285	1:45.191	71.869	2

Provisional result to be confirmed by the Stewards of the Meeting subject to completion of technical inspections & the time limit for protests

Page 1 / 1

Circuit	Orritor	Signed		Organising Club	Cookstown & District MCC
Length(miles)	2.1000		Chief Timekeeper	Race Started	17:34
Weather	Sunny, 10°C, 48%RH	Issued At:	17:46	Gp Time Diff - b	12.31
Track	Dry, 19°C				

KDM Hire Cookstown 100

CLASSIC 500cc/1000cc

Race 15 - Tyre Safety Centre Senior Classic

Saturday, 28 April 2012

DETAILED RESULT



Race Classification

1 12 Richard FORD

Total Time **6:54.415** Avg Speed **72.970** Behind
Best Time **1:42.254** Best Speed **73.934** On 4 Gp a

Lap	Elapsed Time	Lap Time	Lap Speed
1	1:47.168	1:47.168	70.543
2	3:29.573	1:42.405	73.825
3	5:12.161	1:42.588	73.693
4	6:54.415	1:42.254	73.934

2 67 Mark McGAW

Total Time **6:58.729** Avg Speed **72.219** Behind **4.314**
Best Time **1:41.747** Best Speed **74.302** On 4 Gp a

Lap	Elapsed Time	Lap Time	Lap Speed
1	1:47.544	1:47.544	70.297
2	3:32.873	1:45.329	71.775
3	5:16.982	1:44.109	72.616
4	6:58.729	1:41.747	74.302

3 11 John SCOTT

Total Time **7:01.726** Avg Speed **71.705** Behind **7.311**
Best Time **1:43.860** Best Speed **72.790** On 2 Gp a

Lap	Elapsed Time	Lap Time	Lap Speed
1	1:48.534	1:48.534	69.656
2	3:32.394	1:43.860	72.790
3	5:17.572	1:45.178	71.878
4	7:01.726	1:44.154	72.585

4 2 Freddie STEWART

Total Time **7:22.254** Avg Speed **68.377** Behind **27.839**
Best Time **1:49.043** Best Speed **69.330** On 3 Gp a

Lap	Elapsed Time	Lap Time	Lap Speed
1	1:54.579	1:54.579	65.981
2	3:44.065	1:49.486	69.050
3	5:33.108	1:49.043	69.330
4	7:22.254	1:49.146	69.265

5 150 John JONES

Total Time **7:23.697** Avg Speed **68.155** Behind **29.282**
Best Time **1:48.383** Best Speed **69.753** On 4 Gp a

Lap	Elapsed Time	Lap Time	Lap Speed
1	1:54.319	1:54.319	66.131
2	3:44.631	1:50.312	68.533
3	5:35.314	1:50.683	68.303
4	7:23.697	1:48.383	69.753

Race Classification

6 5 Gary JAMISON

Total Time **7:25.247** Avg Speed **67.917** Behind **30.832**
Best Time **1:49.998** Best Speed **68.729** On 2 Gp b

Lap	Elapsed Time	Lap Time	Lap Speed
1	1:53.337	1:53.337	66.704
2	3:43.335	1:49.998	68.729
3	5:33.799	1:50.464	68.439
4	7:25.247	1:51.448	67.834

7 9 Sam KINKEAD

Total Time **7:37.225** Avg Speed **66.138** Behind **42.810**
Best Time **1:51.950** Best Speed **67.530** On 2 Gp a

Lap	Elapsed Time	Lap Time	Lap Speed
1	1:57.965	1:57.965	64.087
2	3:49.915	1:51.950	67.530
3	5:42.745	1:52.830	67.003
4	7:37.225	1:54.480	66.038

8 4 Billy LYLE

Total Time **7:45.568** Avg Speed **64.953** Behind **51.153**
Best Time **1:51.658** Best Speed **67.707** On 2 Gp b

Lap	Elapsed Time	Lap Time	Lap Speed
1	2:01.296	2:01.296	62.327
2	3:52.954	1:51.658	67.707
3	5:45.633	1:52.679	67.093
4	7:45.568	1:59.935	63.034

9 50 Martin LYONS

Total Time **7:56.983** Avg Speed **63.398** Behind **1:02.568**
Best Time **1:57.710** Best Speed **64.226** On 2 Gp b

Lap	Elapsed Time	Lap Time	Lap Speed
1	2:01.130	2:01.130	62.412
2	3:58.840	1:57.710	64.226
3	5:58.097	1:59.257	63.393
4	7:56.983	1:58.886	63.590

10 143 Terence ANDERTON

Total Time **8:07.418** Avg Speed **62.041** Behind **1:13.003**
Best Time **1:59.358** Best Speed **63.339** On 4 Gp b

Lap	Elapsed Time	Lap Time	Lap Speed
1	2:05.322	2:05.322	60.325
2	4:06.965	2:01.643	62.149
3	6:08.060	2:01.095	62.430
4	8:07.418	1:59.358	63.339



MCUI Ulster
Centre Timing
powered by
e-Laps timing software

www.elaps-timing.com




KDM Hire Cookstown 100

CLASSIC 500cc/1000cc

Race 15 - Tyre Safety Centre Senior Classic

Saturday, 28 April 2012

DETAILED RESULT



Race Classification

11 17 Roy PHIPPS

Total Time **8:18.235** Avg Speed **60.694** Behind **1:23.820**

Best Time **2:02.095** Best Speed **61.919** On **4** Gp **b**

Lap	Elapsed Time	Lap Time	Lap Speed
1	2:10.426	2:10.426	57.964
2	4:13.228	2:02.802	61.563
3	6:16.140	2:02.912	61.507
4	8:18.235	2:02.095	61.919

12 34 Trevor STEWART

Total Time **7:37.180** Avg Speed **49.608** Behind **1 Lap**

Best Time **2:28.174** Best Speed **51.021** On **3** Gp **b**

Lap	Elapsed Time	Lap Time	Lap Speed
1	2:40.290	2:40.290	47.165
2	5:09.006	2:28.716	50.835
3	7:37.180	2:28.174	51.021

Not Classified

DNF 8 Allan BREW

Total Time **3:35.123** Avg Speed **70.285** Behind **2 Laps**

Best Time **1:45.191** Best Speed **71.869** On **2** Gp **a**


Lap	Elapsed Time	Lap Time	Lap Speed
1	1:49.932	1:49.932	68.770
2	3:35.123	1:45.191	71.869

KDM Hire Cookstown 100

CLASSIC 500cc/1000cc

Race 15 - Tyre Safety Centre Senior Classic

LAP CHART



1

No	Name	G	Elapsed Time	Lap Time
12	Richard FORD	a	1:47.168	1:47.168
67	Mark McGAW	a	1:47.544	1:47.544
11	John SCOTT	a	1:48.534	1:48.534
8	Allan BREW	a	1:49.932	1:49.932
5	Gary JAMISON	b	1:53.337	1:53.337
150	John JONES	a	1:54.319	1:54.319
2	Freddie STEWART	a	1:54.579	1:54.579
9	Sam KINKEAD	a	1:57.965	1:57.965
50	Martin LYONS	b	2:01.130	2:01.130
4	Billy LYLE	b	2:01.296	2:01.296
143	Terence ANDERTON	b	2:05.322	2:05.322
17	Roy PHIPPS	b	2:10.426	2:10.426
34	Trevor STEWART	b	2:40.290	2:40.290

4

No	Name	G	Elapsed Time	Lap Time
12	Richard FORD	a	6:54.415	1:42.254
67	Mark McGAW	a	6:58.729	1:41.747
11	John SCOTT	a	7:01.726	1:44.154
2	Freddie STEWART	a	7:22.254	1:49.146
150	John JONES	a	7:23.697	1:48.383
5	Gary JAMISON	b	7:25.247	1:51.448
9	Sam KINKEAD	a	7:37.225	1:54.480
4	Billy LYLE	b	7:45.568	1:59.935
50	Martin LYONS	b	7:56.983	1:58.886
143	Terence ANDERTON	b	8:07.418	1:59.358
17	Roy PHIPPS	b	8:18.235	2:02.095

2

No	Name	G	Elapsed Time	Lap Time
12	Richard FORD	a	3:29.573	1:42.405
11	John SCOTT	a	3:32.394	1:43.860
67	Mark McGAW	a	3:32.873	1:45.329
8	Allan BREW	a	3:35.123	1:45.191
5	Gary JAMISON	b	3:43.335	1:49.998
2	Freddie STEWART	a	3:44.065	1:49.486
150	John JONES	a	3:44.631	1:50.312
9	Sam KINKEAD	a	3:49.915	1:51.950
4	Billy LYLE	b	3:52.954	1:51.658
50	Martin LYONS	b	3:58.840	1:57.710
143	Terence ANDERTON	b	4:06.965	2:01.643
17	Roy PHIPPS	b	4:13.228	2:02.802
34	Trevor STEWART	b	5:09.006	2:28.716

3

No	Name	G	Elapsed Time	Lap Time
12	Richard FORD	a	5:12.161	1:42.588
67	Mark McGAW	a	5:16.982	1:44.109
11	John SCOTT	a	5:17.572	1:45.178
2	Freddie STEWART	a	5:33.108	1:49.043
5	Gary JAMISON	b	5:33.799	1:50.464
150	John JONES	a	5:35.314	1:50.683
9	Sam KINKEAD	a	5:42.745	1:52.830
4	Billy LYLE	b	5:45.633	1:52.679
50	Martin LYONS	b	5:58.097	1:59.257
143	Terence ANDERTON	b	6:08.060	2:01.095
17	Roy PHIPPS	b	6:16.140	2:02.912
34	Trevor STEWART	b	7:37.180	2:28.174

IRISH ROAD RACE CLASSIC 1000cc

2012

					#1	
Pos	No.	Name	Total	Diff	Gap	R1
1	12	Richard FORD	25	0	0	25
2	67	Mark McGAW	20	5	5	20
3	11	John SCOTT	16	9	4	16

Event Legend

#1 27/04/2012 KDM HIRE COOKSTOWN 100

IRISH ROAD RACE CLASSIC 500cc

2012

					#1	
Pos	No.	Name	Total	Diff	Gap	R1
1	2	Freddie STEWART	25	0	0	25
2	150	John JONES	20	5	5	20
3	5	Gary JAMISON	16	9	4	16
4	9	Sam KINKEAD	13	12	3	13
5	4	Billy LYLE	11	14	2	11
6	50	Martin LYONS	10	15	1	10
7	143	Terence ANDERTON	9	16	1	9
8	17	Roy PHIPPS	8	17	1	8
9	34	Trevor STEWART	7	18	1	7

Event Legend

#1 27/04/2012 KDM HIRE COOKSTOWN 100

ULSTER ROAD RACE CLASSIC 1000cc

2012

					#1	
Pos	No.	Name	Total	Diff	Gap	R1
1	12	Richard FORD	25	0	0	25
2	67	Mark McGAW	20	5	5	20
3	11	John SCOTT	16	9	4	16

Event Legend

#1 27/04/2012 KDM HIRE COOKSTOWN 100

ULSTER ROAD RACE CLASSIC 500cc

2012

					#1	
Pos	No.	Name	Total	Diff	Gap	R1
1	2	Freddie STEWART	25	0	0	25
2	150	John JONES	20	5	5	20
3	5	Gary JAMISON	16	9	4	16
4	9	Sam KINKEAD	13	12	3	13
5	4	Billy LYLE	11	14	2	11
6	50	Martin LYONS	10	15	1	10
7	143	Terence ANDERTON	9	16	1	9
8	17	Roy PHIPPS	8	17	1	8
9	34	Trevor STEWART	7	18	1	7

Event Legend

#1 27/04/2012 KDM HIRE COOKSTOWN 100