




COOKSTOWN 100

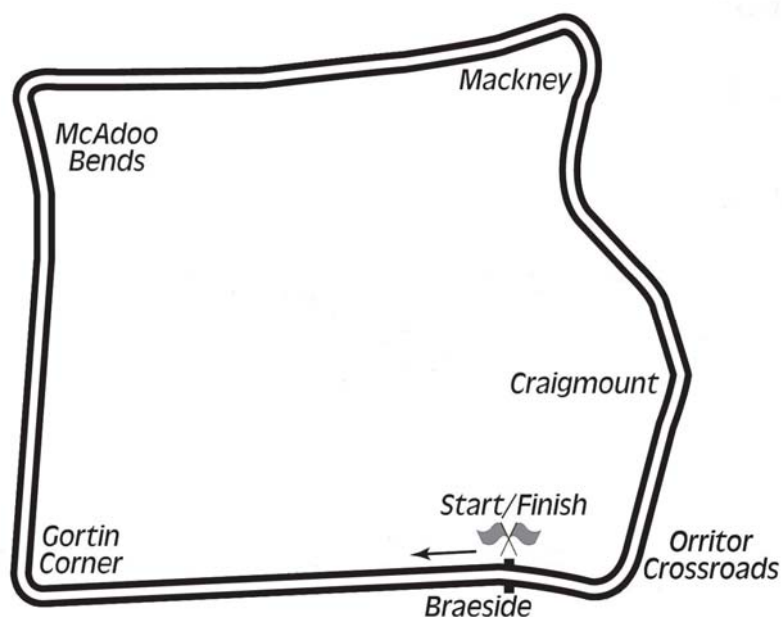
Friday 27th & Saturday 28th April 2012

promoted by Cookstown & District MCC
www.cookstown100.com

R & M GREENKEEPER LTD
CLASSIC 350cc



Orritor Circuit 2.1 miles



LAP RECORDS

Class	Rider	Machine	m s	mph	Year
125cc	William Dunlop	Honda	1 34.755	79.785	2010
Moto 450	Ryan Farquhar	Kawasaki	1 37.504	77.535	2011
250cc	William Dunlop	Honda	1 29.658	84.320	2009
Supersport 400	Ryan Farquhar	Kawasaki	1 36.97	77.962	2003
Supertwins	Ryan Farquhar	Kawasaki 650	1 30.968	83.106	2011
Supersport	Michael Dunlop	Yamaha	1 24.783	89.169	2011
Superbike	Guy Martin	Suzuki	1 23.139	90.932	2011
Senior Support	Gary Robinson	Yamaha 600	1 29.956	84.041	2007
Junior Support	Ciaran Donnelly	Honda 250	1 35.932	78.806	2011
Classic 1000cc	Wattie Brown	Norton 920	1 40.273	75.394	2006
Classic 500cc	Neill McWhirter	Norton	1 41.491	74.489	2010
Classic 350cc	Paul Coward	Honda	1 43.421	73.099	2004
Classic 250cc	Geoff McMullan	Suzuki	1 47.294	70.461	2006

MOST WINS at COOKSTOWN 100

Ryan Farquhar	22	1996 - 11
Ray McCullough	14	1967 - 79
Joey Dunlop	11	1977 - 98
Robert Dunlop	11	1985 - 08
Phillip McCallen	10	1987 - 96
Courtney Junk	8	1974 - 83
Mervyn Elwood	8	1987 - 97
Noel Hudson	7	1975 - 95
Bill Swallow	7	1987 - 00
Darran Lindsay	7	2000 - 05

ALL TIME IRISH ROAD RACE WINNERS (after Killalane 2011)

Most Wins at All Irish Road Race Meetings

1. Ryan Farquhar	173	1995-11
2. Joey Dunlop	156	1971-00
3. Robert Dunlop	135	1980-08
4. Ray McCullough	109	1960-82
Phillip McCallen	109	1987-99
6. Brian Reid	78	1980-94

KDM Hire Cookstown 100

CLASSIC 350cc

Qualifying


Friday, 27 April 2012



Pos	Class	No	Name	Machine / Sponsor	----- Best Lap -----			Laps	
					Time	Behind	Speed		
Qualifying Classification									
1	C350	40	Barry DAVIDSON	Drixton Honda 350 - Dempster Racing	1:49.785		68.862	5	5
2	C350	8	Allan BREW	Drixton Aermacchi 349 - M & D Jacobs	1:50.169	0.384	68.622	4	5
3	C350	67	Mark McGAW	Honda 350	1:51.101	1.316	68.046	2	5
4	C350	6	Keith COSTELLO	Drixton Honda 350 - Gerry O'Sullivan	1:51.941	2.156	67.536	4	5
5	C350	2	Freddie STEWART	Honda 350	1:52.817	3.032	67.011	3	5
6	C350	36	David HASTINGS	Honda 350	1:53.107	3.322	66.839	5	5
7	C350	211	Tim STEPHENSON	Seeley Honda 350 - John Bell	1:53.793	4.008	66.436	5	5
8	C350	9	Sam KINKEAD	Drixton Honda 350	1:53.964	4.179	66.337	5	5
9	C350	4	Billy LYLE	Honda 350 - Stewart	1:55.002	5.217	65.738	4	5
10	C350	18	Thomas HOGG	Honda 350 - Leonard	1:55.694	5.909	65.345	5	5
11	C350	10	Denis GALLAGHER	Drixton Honda 350	1:57.775	7.990	64.190	5	5
12	C350	167	Herbie RONAN	Honda 350	1:58.252	8.467	63.931	4	4
13	C350	17	Roy PHIPPS	Honda 350	2:04.913	15.128	60.522	5	5
14	C350	49	Cathal WHELAN	Honda 350	2:05.698	15.913	60.144	4	5
15	C350	150	John JONES	Aermacchi 349	2:06.405	16.620	59.808	4	5
16	C350	52	Michael THOMAS	Honda 350	2:10.123	20.338	58.099	2	5

Provisional result to be confirmed by the Stewards of the Meeting subject to completion of technical inspections & the time limit for protests

Page 1 / 1

Circuit	Orritor	Signed		Organising Club	Cookstown & District MCC
Length(miles)	2.1000		Chief Timekeeper	Qualifying Started	14:55
Weather	Cloudy, 11°C, 43%RH	Issued At:	15:09		
Track	Dry, 20°C				

KDM Hire Cookstown 100

CLASSIC 350cc

Qualifying

Friday, 27 April 2012

DETAILED RESULT



Qualifying Classification

Position

1 40 Barry DAVIDSON

Behind

Best Time **1:49.785** Best Speed **68.862** On **5** Gp **a**

Lap	Elapsed Time	Lap Time	Lap Speed
1	2:45.762	2:45.762	45.608
2	4:46.065	2:00.303	62.841
3	6:40.808	1:54.743	65.886
4	8:30.853	1:50.045	68.699
5	10:20.638	1:49.785	68.862

2 8 Allan BREW

Behind **0.384**

Best Time **1:50.169** Best Speed **68.622** On **4** Gp **a**

Lap	Elapsed Time	Lap Time	Lap Speed
1	2:12.811	2:12.811	56.923
2	4:06.051	1:53.240	66.761
3	5:56.873	1:50.822	68.218
4	7:47.042	1:50.169	68.622
5	9:39.288	1:52.246	67.352

3 67 Mark McGAW

Behind **1.316**

Best Time **1:51.101** Best Speed **68.046** On **2** Gp **a**

Lap	Elapsed Time	Lap Time	Lap Speed
1	2:07.990	2:07.990	59.067
2	3:59.091	1:51.101	68.046
3	5:51.286	1:52.195	67.383
4	7:42.974	1:51.688	67.689
5	9:36.248	1:53.274	66.741

4 6 Keith COSTELLO

Behind **2.156**

Best Time **1:51.941** Best Speed **67.536** On **4** Gp **a**

Lap	Elapsed Time	Lap Time	Lap Speed
1	2:32.017	2:32.017	49.731
2	4:32.541	2:00.524	62.726
3	6:26.710	1:54.169	66.218
4	8:18.651	1:51.941	67.536
5	10:10.786	1:52.135	67.419

Qualifying Classification

Position

5 2 Freddie STEWART

Behind **3.032**

Best Time **1:52.817** Best Speed **67.011** On **3** Gp **a**

Lap	Elapsed Time	Lap Time	Lap Speed
1	2:16.767	2:16.767	55.276
2	4:12.960	1:56.193	65.064
3	6:05.777	1:52.817	67.011
4	7:59.382	1:53.605	66.546
5	9:53.609	1:54.227	66.184

6 36 David HASTINGS

Behind **3.322**

Best Time **1:53.107** Best Speed **66.839** On **5** Gp **a**

Lap	Elapsed Time	Lap Time	Lap Speed
1	2:10.433	2:10.433	57.961
2	4:08.565	1:58.132	63.996
3	6:03.021	1:54.456	66.052
4	7:56.612	1:53.591	66.555
5	9:49.719	1:53.107	66.839

7 211 Tim STEPHENSON

Behind **4.008**

Best Time **1:53.793** Best Speed **66.436** On **5** Gp **a**

Lap	Elapsed Time	Lap Time	Lap Speed
1	2:29.619	2:29.619	50.528
2	4:25.909	1:56.290	65.010
3	6:19.913	1:54.004	66.313
4	8:14.505	1:54.592	65.973
5	10:08.298	1:53.793	66.436

8 9 Sam KINKEAD

Behind **4.179**

Best Time **1:53.964** Best Speed **66.337** On **5** Gp **a**

Lap	Elapsed Time	Lap Time	Lap Speed
1	2:16.269	2:16.269	55.479
2	4:12.770	1:56.501	64.892
3	6:08.547	1:55.777	65.298
4	8:04.334	1:55.787	65.292
5	9:58.298	1:53.964	66.337

KDM Hire Cookstown 100

CLASSIC 350cc

Qualifying

Friday, 27 April 2012

DETAILED RESULT



Qualifying Classification

Position

9 4 Billy LYLE

Behind 5.217

Best Time 1:55.002 Best Speed 65.738 On 4 Gp a

Lap	Elapsed Time	Lap Time	Lap Speed
1	2:26.465	2:26.465	51.616
2	4:23.190	1:56.725	64.768
3	6:18.549	1:55.359	65.535
4	8:13.551	1:55.002	65.738
5	10:10.326	1:56.775	64.740

10 18 Thomas HOGG

Behind 5.909

Best Time 1:55.694 Best Speed 65.345 On 5 Gp a

Lap	Elapsed Time	Lap Time	Lap Speed
1	2:41.557	2:41.557	46.795
2	4:45.290	2:03.733	61.099
3	6:45.240	1:59.950	63.026
4	8:42.120	1:56.880	64.682
5	10:37.814	1:55.694	65.345

11 10 Denis GALLAGHER

Behind 7.990

Best Time 1:57.775 Best Speed 64.190 On 5 Gp a

Lap	Elapsed Time	Lap Time	Lap Speed
1	2:52.948	2:52.948	43.713
2	4:58.509	2:05.561	60.210
3	7:00.065	2:01.556	62.194
4	8:58.493	1:58.428	63.836
5	10:56.268	1:57.775	64.190

12 167 Herbie RONAN

Behind 8.467

Best Time 1:58.252 Best Speed 63.931 On 4 Gp a

Lap	Elapsed Time	Lap Time	Lap Speed
1	3:35.930	3:35.930	35.011
2	5:41.991	2:06.061	59.971
3	7:40.574	1:58.583	63.753
4	9:38.826	1:58.252	63.931

Qualifying Classification

Position

13 17 Roy PHIPPS

Behind 15.128

Best Time 2:04.913 Best Speed 60.522 On 5 Gp a

Lap	Elapsed Time	Lap Time	Lap Speed
1	2:56.532	2:56.532	42.825
2	5:04.540	2:08.008	59.059
3	7:12.411	2:07.871	59.122
4	9:19.118	2:06.707	59.665
5	11:24.031	2:04.913	60.522

14 49 Cathal WHELAN

Behind 15.913

Best Time 2:05.698 Best Speed 60.144 On 4 Gp a

Lap	Elapsed Time	Lap Time	Lap Speed
1	2:56.462	2:56.462	42.842
2	5:06.973	2:10.511	57.926
3	7:13.283	2:06.310	59.853
4	9:18.981	2:05.698	60.144
5	11:24.984	2:06.003	59.999

15 150 John JONES

Behind 16.620

Best Time 2:06.405 Best Speed 59.808 On 4 Gp a

Lap	Elapsed Time	Lap Time	Lap Speed
1	2:29.347	2:29.347	50.620
2	4:38.941	2:09.594	58.336
3	6:46.436	2:07.495	59.296
4	8:52.841	2:06.405	59.808
5	10:59.286	2:06.445	59.789

16 52 Michael THOMAS

Behind 20.338

Best Time 2:10.123 Best Speed 58.099 On 2 Gp a

Lap	Elapsed Time	Lap Time	Lap Speed
1	2:41.082	2:41.082	46.933
2	4:51.205	2:10.123	58.099
3	7:04.303	2:13.098	56.800
4	9:18.470	2:14.167	56.348
5	11:30.062	2:11.592	57.450

KDM HIRE COOKSTOWN 100

CLASSIC 350cc

Orritor 2.100 Miles

R13: R & M Greenkeeper Ltd Classic 350cc

28/04/2012 14:50

Race (7 Laps)

RACE 13 - CLASSIC 350cc

7	49 A	150 B	52 C
6	10 A	167 B	17 C
5	9 A	4 B	18 C
4	<hr/>		
3	211 A		
2	6 A	2 B	36 C
1	40 A POLE POSITION	8 B	67 C



KDM Hire Cookstown 100



CLASSIC 350cc


Race 13 - R & M Greenkeeper Ltd Snooker Classic 350cc

Saturday, 28 April 2012

Pos	Class	No	Name	Machine / Sponsor	Gp	Laps	Total Time	Behind	Speed	-----Best Lap-----		
										Time	Speed	On
Race Classification												
1	C350	6	Keith COSTELLO	Drixton Honda 350 - Gerry O'Sullivan	a	4	7:18.572		68.951	1:47.624	70.245	4
2	C350	8	Allan BREW	Drixton Aermacchi 349 - M & D Jacobs	a	4	7:18.848	0.276	68.908	1:46.970	70.674	4
3	C350	40	Barry DAVIDSON	Drixton Honda 350 - Dempster Racing	a	4	7:20.708	2.136	68.617	1:46.981	70.667	4
4	C350	2	Freddie STEWART	Honda 350	a	4	7:30.431	11.859	67.136	1:49.846	68.824	2
5	C350	36	David HASTINGS	Honda 350	a	4	7:31.801	13.229	66.932	1:49.908	68.785	3
6	C350	10	Denis GALLAGHER	Drixton Honda 350	b	4	7:37.636	19.064	66.079	1:52.033	67.480	3
7	C350	9	Sam KINKEAD	Drixton Honda 350	b	4	7:41.934	23.362	65.464	1:53.626	66.534	2
8	C350	4	Billy LYLE	Honda 350 - Stewart	b	4	7:43.166	24.594	65.290	1:53.608	66.545	3
9	C350	167	Herbie RONAN	Honda 350	b	4	7:43.390	24.818	65.258	1:52.351	67.289	2
10	C350	18	Thomas HOGG	Honda 350 - Leonard	b	4	7:48.213	29.641	64.586	1:54.008	66.311	4
11	C350	17	Roy PHIPPS	Honda 350	b	4	8:16.123	57.551	60.953	1:58.928	63.568	4
12	C350	49	Cathal WHELAN	Honda 350	b	4	8:20.661	1:02.089	60.400	2:02.281	61.825	3
13	C350	211	Tim STEPHENSON	Seeley Honda 350 - John Bell	a	4	8:30.162	1:11.590	59.275	1:58.071	64.029	1
Fastest Lap												
	C350	8	Allan BREW	Drixton Aermacchi 349 - M & D Jacobs	a					1:46.970	70.674	4
Not Classified												
DNF	C350	67	Mark McGAW	Honda 350	a	3	5:46.533	1 Lap	65.448	1:48.903	69.420	2
DNF	C350	52	Michael THOMAS	Honda 350	b	1	2:17.091	3 Laps	55.146	2:17.091	55.146	1

Provisional result to be confirmed by the Stewards of the Meeting subject to completion of technical inspections & the time limit for protests

Page 1 / 1

Circuit	Orritor	Signed		Organising Club	Cookstown & District MCC
Length(miles)	2.1000		Chief Timekeeper	Race Started	17:11
Weather	Sunny, 10°C, 48%RH	Issued At:	17:20	Gp Time Diff - b	11.47
Track	Dry, 20°C				


KDM Hire Cookstown 100

CLASSIC 350cc

Race 13 - R & M Greenkeeper Ltd Snooker Classic 350cc

Saturday, 28 April 2012

DETAILED RESULT



Race Classification

1 6 Keith COSTELLO

Total Time **7:18.572** Avg Speed **68.951** Behind
Best Time **1:47.624** Best Speed **70.245** On 4 Gp a

Lap	Elapsed Time	Lap Time	Lap Speed
1	1:53.278	1:53.278	66.738
2	3:41.769	1:48.491	69.683
3	5:30.948	1:49.179	69.244
4	7:18.572	1:47.624	70.245

2 8 Allan BREW

Total Time **7:18.848** Avg Speed **68.908** Behind **0.276**
Best Time **1:46.970** Best Speed **70.674** On 4 Gp a

Lap	Elapsed Time	Lap Time	Lap Speed
1	1:55.834	1:55.834	65.266
2	3:43.502	1:47.668	70.216
3	5:31.878	1:48.376	69.757
4	7:18.848	1:46.970	70.674

3 40 Barry DAVIDSON

Total Time **7:20.708** Avg Speed **68.617** Behind **2.136**
Best Time **1:46.981** Best Speed **70.667** On 4 Gp a

Lap	Elapsed Time	Lap Time	Lap Speed
1	1:55.189	1:55.189	65.631
2	3:42.660	1:47.471	70.345
3	5:33.727	1:51.067	68.067
4	7:20.708	1:46.981	70.667

4 2 Freddie STEWART

Total Time **7:30.431** Avg Speed **67.136** Behind **11.859**
Best Time **1:49.846** Best Speed **68.824** On 2 Gp a

Lap	Elapsed Time	Lap Time	Lap Speed
1	1:58.347	1:58.347	63.880
2	3:48.193	1:49.846	68.824
3	5:39.824	1:51.631	67.723
4	7:30.431	1:50.607	68.350

5 36 David HASTINGS

Total Time **7:31.801** Avg Speed **66.932** Behind **13.229**
Best Time **1:49.908** Best Speed **68.785** On 3 Gp a

Lap	Elapsed Time	Lap Time	Lap Speed
1	2:01.712	2:01.712	62.114
2	3:51.663	1:49.951	68.758
3	5:41.571	1:49.908	68.785
4	7:31.801	1:50.230	68.584

Race Classification

6 10 Denis GALLAGHER

Total Time **7:37.636** Avg Speed **66.079** Behind **19.064**
Best Time **1:52.033** Best Speed **67.480** On 3 Gp b

Lap	Elapsed Time	Lap Time	Lap Speed
1	2:00.163	2:00.163	62.915
2	3:53.504	1:53.341	66.701
3	5:45.537	1:52.033	67.480
4	7:37.636	1:52.099	67.440

7 9 Sam KINKEAD

Total Time **7:41.934** Avg Speed **65.464** Behind **23.362**
Best Time **1:53.626** Best Speed **66.534** On 2 Gp b

Lap	Elapsed Time	Lap Time	Lap Speed
1	1:59.707	1:59.707	63.154
2	3:53.333	1:53.626	66.534
3	5:47.799	1:54.466	66.046
4	7:41.934	1:54.135	66.237

8 4 Billy LYLE

Total Time **7:43.166** Avg Speed **65.290** Behind **24.594**
Best Time **1:53.608** Best Speed **66.545** On 3 Gp b

Lap	Elapsed Time	Lap Time	Lap Speed
1	2:01.229	2:01.229	62.361
2	3:55.145	1:53.916	66.365
3	5:48.753	1:53.608	66.545
4	7:43.166	1:54.413	66.076

9 167 Herbie RONAN

Total Time **7:43.390** Avg Speed **65.258** Behind **24.818**
Best Time **1:52.351** Best Speed **67.289** On 2 Gp b

Lap	Elapsed Time	Lap Time	Lap Speed
1	2:03.231	2:03.231	61.348
2	3:55.582	1:52.351	67.289
3	5:49.553	1:53.971	66.333
4	7:43.390	1:53.837	66.411

10 18 Thomas HOGG

Total Time **7:48.213** Avg Speed **64.586** Behind **29.641**
Best Time **1:54.008** Best Speed **66.311** On 4 Gp b

Lap	Elapsed Time	Lap Time	Lap Speed
1	2:04.238	2:04.238	60.851
2	3:59.437	1:55.199	65.626
3	5:54.205	1:54.768	65.872
4	7:48.213	1:54.008	66.311

KDM Hire Cookstown 100

CLASSIC 350cc

Race 13 - R & M Greenkeeper Ltd Snooker Classic 350cc

Saturday, 28 April 2012

DETAILED RESULT



Race Classification

11 17 Roy PHIPPS

Total Time **8:16.123** Avg Speed **60.953** Behind **57.551**

Best Time **1:58.928** Best Speed **63.568** On **4** Gp **b**

Lap	Elapsed Time	Lap Time	Lap Speed
1	2:16.976	2:16.976	55.192
2	4:17.014	2:00.038	62.980
3	6:17.195	2:00.181	62.905
4	8:16.123	1:58.928	63.568

12 49 Cathal WHELAN

Total Time **8:20.661** Avg Speed **60.400** Behind **1:02.089**

Best Time **2:02.281** Best Speed **61.825** On **3** Gp **b**

Lap	Elapsed Time	Lap Time	Lap Speed
1	2:10.899	2:10.899	57.754
2	4:14.650	2:03.751	61.090
3	6:16.931	2:02.281	61.825
4	8:20.661	2:03.730	61.101

13 211 Tim STEPHENSON

Total Time **8:30.162** Avg Speed **59.275** Behind **1:11.590**

Best Time **1:58.071** Best Speed **64.029** On **1** Gp **a**

Lap	Elapsed Time	Lap Time	Lap Speed
1	1:58.071	1:58.071	64.029
2	4:32.970	2:34.899	48.806
3	6:31.516	1:58.546	63.773
4	8:30.162	1:58.646	63.719

Not Classified

DNF 67 Mark McGAW

Total Time **5:46.533** Avg Speed **65.448** Behind **1 Lap**

Best Time **1:48.903** Best Speed **69.420** On **2** Gp **a**

Lap	Elapsed Time	Lap Time	Lap Speed
1	1:52.715	1:52.715	67.072
2	3:41.618	1:48.903	69.420
3	5:46.533	2:04.915	60.521

DNF 52 Michael THOMAS

Total Time **2:17.091** Avg Speed **55.146** Behind **3 Laps**

Best Time **2:17.091** Best Speed **55.146** On **1** Gp **b**

Lap	Elapsed Time	Lap Time	Lap Speed
1	2:17.091	2:17.091	55.146



MCUI Ulster
Centre Timing
powered by
e-Laps timing software

www.elaps-timing.com




KDM Hire Cookstown 100

CLASSIC 350cc

Race 13 - R & M Greenkeeper Ltd Snooker Classic 350cc

LAP CHART



1

No	Name	G	Elapsed Time	Lap Time
67	Mark McGAW	a	1:52.715	1:52.715
6	Keith COSTELLO	a	1:53.278	1:53.278
40	Barry DAVIDSON	a	1:55.189	1:55.189
8	Allan BREW	a	1:55.834	1:55.834
211	Tim STEPHENSON	a	1:58.071	1:58.071
2	Freddie STEWART	a	1:58.347	1:58.347
9	Sam KINKEAD	b	1:59.707	1:59.707
10	Denis GALLAGHER	b	2:00.163	2:00.163
4	Billy LYLE	b	2:01.229	2:01.229
36	David HASTINGS	a	2:01.712	2:01.712
167	Herbie RONAN	b	2:03.231	2:03.231
18	Thomas HOGG	b	2:04.238	2:04.238
49	Cathal WHELAN	b	2:10.899	2:10.899
17	Roy PHIPPS	b	2:16.976	2:16.976
52	Michael THOMAS	b	2:17.091	2:17.091

2

No	Name	G	Elapsed Time	Lap Time
67	Mark McGAW	a	3:41.618	1:48.903
6	Keith COSTELLO	a	3:41.769	1:48.491
40	Barry DAVIDSON	a	3:42.660	1:47.471
8	Allan BREW	a	3:43.502	1:47.668
2	Freddie STEWART	a	3:48.193	1:49.846
36	David HASTINGS	a	3:51.663	1:49.951
9	Sam KINKEAD	b	3:53.333	1:53.626
10	Denis GALLAGHER	b	3:53.504	1:53.341
4	Billy LYLE	b	3:55.145	1:53.916
167	Herbie RONAN	b	3:55.582	1:52.351
18	Thomas HOGG	b	3:59.437	1:55.199
49	Cathal WHELAN	b	4:14.650	2:03.751
17	Roy PHIPPS	b	4:17.014	2:00.038
211	Tim STEPHENSON	a	4:32.970	2:34.899

3

No	Name	G	Elapsed Time	Lap Time
6	Keith COSTELLO	a	5:30.948	1:49.179
8	Allan BREW	a	5:31.878	1:48.376
40	Barry DAVIDSON	a	5:33.727	1:51.067
2	Freddie STEWART	a	5:39.824	1:51.631
36	David HASTINGS	a	5:41.571	1:49.908
10	Denis GALLAGHER	b	5:45.537	1:52.033
67	Mark McGAW	a	5:46.533	2:04.915
9	Sam KINKEAD	b	5:47.799	1:54.466
4	Billy LYLE	b	5:48.753	1:53.608
167	Herbie RONAN	b	5:49.553	1:53.971
18	Thomas HOGG	b	5:54.205	1:54.768
49	Cathal WHELAN	b	6:16.931	2:02.281
17	Roy PHIPPS	b	6:17.195	2:00.181
211	Tim STEPHENSON	a	6:31.516	1:58.546

4

No	Name	G	Elapsed Time	Lap Time
6	Keith COSTELLO	a	7:18.572	1:47.624
8	Allan BREW	a	7:18.848	1:46.970
40	Barry DAVIDSON	a	7:20.708	1:46.981
2	Freddie STEWART	a	7:30.431	1:50.607
36	David HASTINGS	a	7:31.801	1:50.230
10	Denis GALLAGHER	b	7:37.636	1:52.099
9	Sam KINKEAD	b	7:41.934	1:54.135
4	Billy LYLE	b	7:43.166	1:54.413
167	Herbie RONAN	b	7:43.390	1:53.837
18	Thomas HOGG	b	7:48.213	1:54.008
17	Roy PHIPPS	b	8:16.123	1:58.928
49	Cathal WHELAN	b	8:20.661	2:03.730
211	Tim STEPHENSON	a	8:30.162	1:58.646

IRISH ROAD RACE CLASSIC 350cc

2012

					#1	
Pos	No.	Name	Total	Diff	Gap	R1
1	6	Keith COSTELLO	25	0	0	25
2	8	Allan BREW	20	5	5	20
3	40	Barry DAVIDSON	16	9	4	16
4	2	Freddie STEWART	13	12	3	13
5	36	David HASTINGS	11	14	2	11
6	10	Denis GALLAGHER	10	15	1	10
7	9	Sam KINKEAD	9	16	1	9
8	4	Billy LYLE	8	17	1	8
9	167	Herbie RONAN	7	18	1	7
10	18	Thomas HOGG	6	19	1	6
11	17	Roy PHIPPS	5	20	1	5
12	49	Cathal WHELAN	4	21	1	4
13	211	Tim STEPHENSON	3	22	1	3

Event Legend

#1 27/04/2012 KDM HIRE COOKSTOWN 100

ULSTER ROAD RACE CLASSIC 350cc

2012

					#1	
Pos	No.	Name	Total	Diff	Gap	R1
1	6	Keith COSTELLO	25	0	0	25
2	8	Allan BREW	20	5	5	20
3	40	Barry DAVIDSON	16	9	4	16
4	2	Freddie STEWART	13	12	3	13
5	36	David HASTINGS	11	14	2	11
6	10	Denis GALLAGHER	10	15	1	10
7	9	Sam KINKEAD	9	16	1	9
8	4	Billy LYLE	8	17	1	8
9	167	Herbie RONAN	7	18	1	7
10	18	Thomas HOGG	6	19	1	6
11	17	Roy PHIPPS	5	20	1	5
12	49	Cathal WHELAN	4	21	1	4
13	211	Tim STEPHENSON	3	22	1	3

Event Legend

#1 27/04/2012 KDM HIRE COOKSTOWN 100