



*Royal Hotel*  
**& BRAESIDE**

**COOKSTOWN 100**


**Friday 29<sup>th</sup> & Saturday 30<sup>th</sup> April 2011**

**promoted by Cookstown & District MCC**  
[www.cookstown100.com](http://www.cookstown100.com)

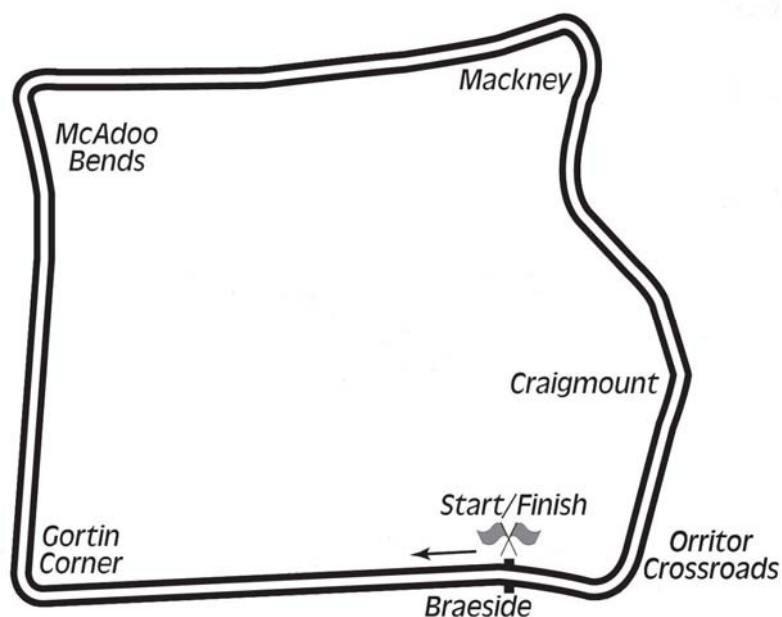


**Hayes Fuels**  
*...for the future*

**SUPERTWINS A & B**



## Orritor Circuit 2.1 miles



### LAP RECORDS

Class	Rider	Machine	m s	mph	Year
125cc	William Dunlop	Honda	1 34.755	79.785	2010
Moto 450	to be established				
250cc	William Dunlop	Honda	1 29.658	84.320	2009
Supersport 400	Ryan Farquhar	Kawasaki	1 36.97	77.962	2003
Supertwins	Ryan Farquhar	Kawasaki 650	1 32.665	81.584	2010
Supersport	Keith Amor	Honda	1 25.144	88.791	2009
Open 1000cc	Ryan Farquhar	Kawasaki	1 23.250	90.811	2010
Senior Support	Gary Robinson	Yamaha 600	1 29.956	84.041	2007
Junior Support	Michael Dunlop	Yamaha 250	1 36.181	78.602	2006
Classic 1000cc	Wattie Brown	Norton 920	1 40.273	75.394	2006
Classic 500cc	Neill McWhirter	Norton	1 41.491	74.489	2010
Classic 350cc	Paul Coward	Honda	1 43.421	73.099	2004
Classic 250cc	Geoff McMullan	Suzuki	1 47.294	70.461	2006

### MOST WINS at COOKSTOWN 100

Ryan Farquhar	17	1996 - 10
Ray McCullough	14	1967 - 79
Joey Dunlop	11	1977 - 98
Robert Dunlop	11	1985 - 08
Phillip McCallen	10	1987 - 96
Courtney Junk	8	1974 - 83
Mervyn Elwood	8	1987 - 97

### ALL TIME IRISH ROAD RACE WINNERS (after Killalane 2010)

Most Wins at All Irish Road Race Meetings			Most Wins at Irish National Road Race Meetings		
1. Joey Dunlop	156	1971-00	1. Ryan Farquhar	145	1995-10
2. Ryan Farquhar	155	1995-10	2. Joey Dunlop	119	1971-00
3. Robert Dunlop	135	1980-08	3. Robert Dunlop	111	1980-08
4. Ray McCullough	109	1960-82	4. Ray McCullough	99	1960-82
Phillip McCallen	109	1987-99	5. Phillip McCallen	84	1987-99




SUPERTWINS

Group A Qualifying

Friday, 29 April 2011

Pos	Class	No	Name	Machine / Sponsor	----- Best Lap -----			On	Laps
					Time	Behind	Speed		
<b>Qualifying Classification</b>									
1	Stwins	13	Adrian ARCHIBALD	Kawasaki 650 - KMR / BA Components	1:34.844		79.710	3	5
2	Stwins	16	John BURROWS	Kawasaki 650 - KBM Racing	1:35.144	0.300	79.459	3	5
3	Stwins	28	Wayne HAMILTON	Kawasaki 650 - Track Day Tools	1:37.685	2.841	77.392	4	5
4	Stwins	23	Michal DOKOUPIL	Suzuki 650 - AIR Kawasaki	1:37.795	2.951	77.305	2	5
5	Stwins	27	James McCANN	Kawasaki 650 - P.K. Racing	1:38.602	3.758	76.672	4	5
6	Stwins	21	Coyles WRIGHT	Kawasaki 650 - CW Racing	1:39.034	4.190	76.337	4	5
7	Stwins	50	Peter O FLAHERTY	Suzuki 650	1:39.103	4.259	76.284	4	4
8	Stwins	46	Shaun ANDERSON	Kawasaki 650	1:39.421	4.577	76.040	4	5
9	Stwins	5	Paul LENNON	Kawasaki 650	1:40.350	5.506	75.336	3	4
10	Stwins	33	David HOWARD	Suzuki 650	1:41.086	6.242	74.788	3	5
11	Stwins	7	Dave WALSH	Suzuki 650 - Selective Developments	1:41.200	6.356	74.704	3	4
12	Stwins	43	Neil VICARS	Suzuki 650	1:41.460	6.616	74.512	4	5
13	Stwins	35	Colin McWHIRTER	Suzuki 650 - Hot Stuff	1:42.100	7.256	74.045	4	5
14	Stwins	47	David BLACK	Suzuki 650	1:42.360	7.516	73.857	3	5
15	Stwins	10	Tom LLEWELYN	Kawasaki 650 - McKinsty Racing	1:42.671	7.827	73.633	4	5
16	Stwins	41	Nige REA	Suzuki Gladius 650	1:44.294	9.450	72.487	3	5
17	Stwins	59	Anthony AMBLER	Suzuki 650	1:45.433	10.589	71.704	3	4
18	Stwins	3	Craig GIBSON	Suzuki 650	1:45.775	10.931	71.472	4	4
19	Stwins	6	Baylon McC AUGHEY	Suzuki 650 - irishracephotography.com	1:45.875	11.031	71.405	3	4
20	Stwins	31	Paul MAGUIRE	Suzuki 650	1:50.796	15.952	68.234	4	4

These Results are provisional and are subject to ratification by the Stewards of the Meeting.

Track	<b>Orritor</b>	Signed		Organising Club	<b>Cookstown &amp; District MCC</b>
Length(miles)	<b>2.1000</b>		Chief Timekeeper	Qualifying Started	<b>17:27:38.186</b>
Weather	<b>Sunny, 17°C, 59%RH</b>	Issued At:	18:52:42		
Track	<b>Dry, 22°C</b>				



MCUI  
Ulster Centre  
Timing  
www.elaps-timing.com



Powered by  
**e-Laps II**  
© 2008  
Walter Marks



## SUPERTWINS

Group A Qualifying

Friday, 29 April 2011

## DETAILED RESULT

### Qualifying Classification

Position

**1** 13 Adrian ARCHIBALD

Behind

Best Time **1:34.844** Best Speed **79.710** On **3** Gp **a**

Lap	Elapsed Time	Lap Time	Lap Speed
1	1:52.670	1:52.670	67.099
2	3:29.218	1:36.548	78.303
3	5:04.062	1:34.844	79.710
4	6:44.036	1:39.974	75.620
5	8:44.153	2:00.117	62.939

**2** 16 John BURROWS

Behind **0.300**

Best Time **1:35.144** Best Speed **79.459** On **3** Gp **a**

Lap	Elapsed Time	Lap Time	Lap Speed
1	1:51.976	1:51.976	67.514
2	3:29.833	1:37.857	77.256
3	5:04.977	1:35.144	79.459
4	6:40.536	1:35.559	79.113
5	8:57.031	2:16.495	55.387

**3** 28 Wayne HAMILTON

Behind **2.841**

Best Time **1:37.685** Best Speed **77.392** On **4** Gp **a**

Lap	Elapsed Time	Lap Time	Lap Speed
1	2:20.586	2:20.586	53.775
2	4:01.459	1:40.873	74.946
3	5:39.772	1:38.313	76.897
4	7:17.457	1:37.685	77.392
5	9:24.402	2:06.945	59.553

**4** 23 Michal DOKOUPIL

Behind **2.951**

Best Time **1:37.795** Best Speed **77.305** On **2** Gp **a**

Lap	Elapsed Time	Lap Time	Lap Speed
1	2:12.172	2:12.172	57.198
2	3:49.967	1:37.795	77.305
3	5:28.088	1:38.121	77.048
4	7:06.794	1:38.706	76.591
5	8:57.810	1:51.016	68.098

### Qualifying Classification

Position

**5** 27 James McCANN

Behind **3.758**

Best Time **1:38.602** Best Speed **76.672** On **4** Gp **a**

Lap	Elapsed Time	Lap Time	Lap Speed
1	1:53.903	1:53.903	66.372
2	3:33.030	1:39.127	76.266
3	5:11.877	1:38.847	76.482
4	6:50.479	1:38.602	76.672
5	8:49.632	1:59.153	63.448

**6** 21 Coyles WRIGHT

Behind **4.190**

Best Time **1:39.034** Best Speed **76.337** On **4** Gp **a**

Lap	Elapsed Time	Lap Time	Lap Speed
1	2:02.282	2:02.282	61.824
2	3:43.671	1:41.389	74.564
3	5:23.106	1:39.435	76.030
4	7:02.140	1:39.034	76.337
5	9:10.189	2:08.049	59.040

**7** 50 Peter O FLAHERTY

Behind **4.259**

Best Time **1:39.103** Best Speed **76.284** On **4** Gp **a**

Lap	Elapsed Time	Lap Time	Lap Speed
1	2:01.325	2:01.325	62.312
2	3:41.429	1:40.104	75.521
3	5:20.754	1:39.325	76.114
4	6:59.857	1:39.103	76.284

**8** 46 Shaun ANDERSON

Behind **4.577**

Best Time **1:39.421** Best Speed **76.040** On **4** Gp **a**

Lap	Elapsed Time	Lap Time	Lap Speed
1	2:01.177	2:01.177	62.388
2	3:43.399	1:42.222	73.957
3	5:24.182	1:40.783	75.013
4	7:03.603	1:39.421	76.040
5	9:11.049	2:07.446	59.319



SUPERTWINS

Group A Qualifying

Friday, 29 April 2011

DETAILED RESULT

Qualifying Classification

Position

**9** 5 Paul LENNON

Behind 5.506

Best Time 1:40.350 Best Speed 75.336 On 3 Gp a

Lap	Elapsed Time	Lap Time	Lap Speed
1	2:28.662	2:28.662	50.854
2	4:10.935	1:42.273	73.920
3	5:51.285	1:40.350	75.336
4	7:33.303	1:42.018	74.105

**10** 33 David HOWARD

Behind 6.242

Best Time 1:41.086 Best Speed 74.788 On 3 Gp a

Lap	Elapsed Time	Lap Time	Lap Speed
1	2:19.245	2:19.245	54.293
2	4:03.917	1:44.672	72.226
3	5:45.003	1:41.086	74.788
4	7:26.390	1:41.387	74.566
5	9:41.036	2:14.646	56.147

**11** 7 Dave WALSH

Behind 6.356

Best Time 1:41.200 Best Speed 74.704 On 3 Gp a

Lap	Elapsed Time	Lap Time	Lap Speed
1	2:42.089	2:42.089	46.641
2	4:30.132	1:48.043	69.972
3	6:11.332	1:41.200	74.704
4	7:53.281	1:41.949	74.155

**12** 43 Neil VICARS

Behind 6.616

Best Time 1:41.460 Best Speed 74.512 On 4 Gp a

Lap	Elapsed Time	Lap Time	Lap Speed
1	2:17.021	2:17.021	55.174
2	3:58.807	1:41.786	74.273
3	5:40.420	1:41.613	74.400
4	7:21.880	1:41.460	74.512
5	9:32.034	2:10.154	58.085

Qualifying Classification

Position

**13** 35 Colin McWHIRTER

Behind 7.256

Best Time 1:42.100 Best Speed 74.045 On 4 Gp a

Lap	Elapsed Time	Lap Time	Lap Speed
1	2:07.148	2:07.148	59.458
2	3:49.293	1:42.145	74.012
3	5:31.863	1:42.570	73.706
4	7:13.963	1:42.100	74.045
5	9:18.359	2:04.396	60.774

**14** 47 David BLACK

Behind 7.516

Best Time 1:42.360 Best Speed 73.857 On 3 Gp a

Lap	Elapsed Time	Lap Time	Lap Speed
1	2:37.997	2:37.997	47.849
2	4:23.172	1:45.175	71.880
3	6:05.532	1:42.360	73.857
4	7:48.738	1:43.206	73.252
5	9:48.602	1:59.864	63.071

**15** 10 Tom LLEWELYN

Behind 7.827

Best Time 1:42.671 Best Speed 73.633 On 4 Gp a

Lap	Elapsed Time	Lap Time	Lap Speed
1	2:24.394	2:24.394	52.357
2	4:07.304	1:42.910	73.462
3	5:50.407	1:43.103	73.325
4	7:33.078	1:42.671	73.633
5	9:41.644	2:08.566	58.802

**16** 41 Nige REA

Behind 9.450

Best Time 1:44.294 Best Speed 72.487 On 3 Gp a

Lap	Elapsed Time	Lap Time	Lap Speed
1	2:33.991	2:33.991	49.094
2	4:19.171	1:45.180	71.877
3	6:03.465	1:44.294	72.487
4	7:50.042	1:46.577	70.935
5	9:58.578	2:08.536	58.816



SUPERTWINS

Group A Qualifying

Friday, 29 April 2011

DETAILED RESULT

**Qualifying Classification**

Position

**17 59 Anthony AMBLER**

Behind **10.589**

Best Time **1:45.433** Best Speed **71.704** On **3** Gp **a**

Lap	Elapsed Time	Lap Time	Lap Speed
1	2:41.078	2:41.078	46.934
2	4:30.477	1:49.399	69.105
3	6:15.910	1:45.433	71.704
4	8:01.640	1:45.730	71.503

**18 3 Craig GIBSON**

Behind **10.931**

Best Time **1:45.775** Best Speed **71.472** On **4** Gp **a**

Lap	Elapsed Time	Lap Time	Lap Speed
1	2:48.861	2:48.861	44.771
2	4:35.367	1:46.506	70.982
3	6:23.061	1:47.694	70.199
4	8:08.836	1:45.775	71.472

**19 6 Baylon McCAUGHEY**

Behind **11.031**

Best Time **1:45.875** Best Speed **71.405** On **3** Gp **a**

Lap	Elapsed Time	Lap Time	Lap Speed
1	2:37.485	2:37.485	48.005
2	4:29.499	1:52.014	67.492
3	6:15.374	1:45.875	71.405
4	8:05.115	1:49.741	68.889

**20 31 Paul MAGUIRE**

Behind **15.952**

Best Time **1:50.796** Best Speed **68.234** On **4** Gp **a**

Lap	Elapsed Time	Lap Time	Lap Speed
1	2:36.221	2:36.221	48.393
2	4:29.184	1:52.963	66.925
3	6:22.349	1:53.165	66.805
4	8:13.145	1:50.796	68.234




SUPERTWINS

Group B Qualifying

Friday, 29 April 2011

Pos	Class	No	Name	Machine / Sponsor	----- Best Lap -----			On	Laps
					Time	Behind	Speed		
<b>Qualifying Classification</b>									
1	Stwins	77	Ryan FARQUHAR	Kawasaki 650 - KMR / BA Components	1:32.746		81.513	4	5
2	Stwins	96	Andy FARRELL	Kawasaki 650 - Farrelly Racing	1:35.408	2.662	79.239	4	4
3	Stwins	150	William DAVISON	Kawasaki 650 - Maine Road Racing Club	1:36.757	4.011	78.134	4	4
4	Stwins	73	Derek COSTELLO	Kawasaki 650	1:38.865	6.119	76.468	4	4
5	Stwins	113	Ronan PENTONY	Suzuki 650	1:39.895	7.149	75.679	4	4
6	Stwins	135	Trevor FERGUSON	Kawasaki 650 - KMR / BA Components	1:40.021	7.275	75.584	4	4
7	Stwins	89	Mark MORGAN	Kawasaki 650 - Sam McKeown	1:41.126	8.380	74.758	4	4
8	Stwins	103	Reuben McPHEE	Suzuki 650 - North West Gas	1:41.529	8.783	74.461	4	4
9	Stwins	66	Paul GARTLAND	Suzuki 650	1:41.777	9.031	74.280	1	4
10	Stwins	151	Phillip DRENNAN	Suzuki 650	1:43.116	10.370	73.315	4	4
11	Stwins	69	Ronnie SCOTT	Suzuki 650	1:43.296	10.550	73.188	3	4
12	Stwins	84	Maria COSTELLO	Kawasaki 650	1:43.448	10.702	73.080	3	4
13	Stwins	81	Julian KIRK	Kawasaki 650	1:43.864	11.118	72.787	4	4
14	Stwins	125	Nigel HOWARD	Suzuki 650	1:44.078	11.332	72.638	4	4
15	Stwins	202	Brian SMITH	Suzuki 650	1:44.314	11.568	72.473	4	4
16	Stwins	211	Tim STEPHENSON	Suzuki 650	1:44.745	11.999	72.175	3	4
17	Stwins	148	Yvonne MONTGOMERY	Suzuki 650	1:45.915	13.169	71.378	3	4
18	Stwins	88	Brendan FLYNN	Suzuki 650	1:49.646	16.900	68.949	4	4

These Results are provisional and are subject to ratification by the Stewards of the Meeting.

Track	<b>Orritor</b>	Signed		Organising Club	<b>Cookstown &amp; District MCC</b>
Length(miles)	<b>2.1000</b>		Chief Timekeeper	Qualifying Started	<b>17:38:30.001</b>
Weather	<b>Sunny, 17°C, 59%RH</b>	Issued At:	17:48:23		
Track	<b>Dry, 22°C</b>				



MCUI  
Ulster Centre  
Timing  
www.elaps-timing.com



Powered by  
**e-Laps II**  
© 2008  
Walter Marks





## SUPERTWINS

### Group B Qualifying

Friday, 29 April 2011

## DETAILED RESULT

### Qualifying Classification

Position

**1** 77 Ryan FARQUHAR

Behind

Best Time **1:32.746** Best Speed **81.513** On **4** Gp **a**

Lap	Elapsed Time	Lap Time	Lap Speed
1	1:39.733	1:39.733	75.802
2	3:14.395	1:34.662	79.863
3	4:47.987	1:33.592	80.776
4	6:20.733	1:32.746	81.513
5	8:08.584	1:47.851	70.097

**2** 96 Andy FARRELL

Behind **2.662**

Best Time **1:35.408** Best Speed **79.239** On **4** Gp **a**

Lap	Elapsed Time	Lap Time	Lap Speed
1	1:48.090	1:48.090	69.942
2	3:25.674	1:37.584	77.472
3	5:01.291	1:35.617	79.065
4	6:36.699	1:35.408	79.239

**3** 150 William DAVISON

Behind **4.011**

Best Time **1:36.757** Best Speed **78.134** On **4** Gp **a**

Lap	Elapsed Time	Lap Time	Lap Speed
1	1:45.436	1:45.436	71.702
2	3:23.212	1:37.776	77.320
3	5:00.692	1:37.480	77.554
4	6:37.449	1:36.757	78.134

**4** 73 Derek COSTELLO

Behind **6.119**

Best Time **1:38.865** Best Speed **76.468** On **4** Gp **a**

Lap	Elapsed Time	Lap Time	Lap Speed
1	1:58.645	1:58.645	63.719
2	3:39.847	1:41.202	74.702
3	5:20.531	1:40.684	75.086
4	6:59.396	1:38.865	76.468

**5** 113 Ronan PENTONY

Behind **7.149**

Best Time **1:39.895** Best Speed **75.679** On **4** Gp **a**

Lap	Elapsed Time	Lap Time	Lap Speed
1	2:11.547	2:11.547	57.470
2	3:55.166	1:43.619	72.960
3	5:36.385	1:41.219	74.690
4	7:16.280	1:39.895	75.679

### Qualifying Classification

Position

**6** 135 Trevor FERGUSON

Behind **7.275**

Best Time **1:40.021** Best Speed **75.584** On **4** Gp **a**

Lap	Elapsed Time	Lap Time	Lap Speed
1	1:55.259	1:55.259	65.591
2	3:38.868	1:43.609	72.967
3	5:20.038	1:41.170	74.726
4	7:00.059	1:40.021	75.584

**7** 89 Mark MORGAN

Behind **8.380**

Best Time **1:41.126** Best Speed **74.758** On **4** Gp **a**

Lap	Elapsed Time	Lap Time	Lap Speed
1	1:46.283	1:46.283	71.131
2	3:28.841	1:42.558	73.714
3	5:10.186	1:41.345	74.597
4	6:51.312	1:41.126	74.758

**8** 103 Reuben McPHEE

Behind **8.783**

Best Time **1:41.529** Best Speed **74.461** On **4** Gp **a**

Lap	Elapsed Time	Lap Time	Lap Speed
1	1:59.825	1:59.825	63.092
2	3:42.772	1:42.947	73.436
3	5:25.330	1:42.558	73.714
4	7:06.859	1:41.529	74.461

**9** 66 Paul GARTLAND

Behind **9.031**

Best Time **1:41.777** Best Speed **74.280** On **1** Gp **a**

Lap	Elapsed Time	Lap Time	Lap Speed
1	1:41.777	1:41.777	74.280
2	3:25.626	1:43.849	72.798
3	5:08.328	1:42.702	73.611
4	6:51.775	1:43.447	73.081

**10** 151 Phillip DRENNAN

Behind **10.370**

Best Time **1:43.116** Best Speed **73.315** On **4** Gp **a**

Lap	Elapsed Time	Lap Time	Lap Speed
1	2:20.890	2:20.890	53.659
2	4:05.828	1:44.938	72.043
3	5:49.924	1:44.096	72.625
4	7:33.040	1:43.116	73.315





SUPERTWINS

Group B Qualifying

Friday, 29 April 2011

DETAILED RESULT

**Qualifying Classification**

Position

**11** **69 Ronnie SCOTT**

Behind **10.550**

Best Time **1:43.296** Best Speed **73.188** On **3** Gp **a**

Lap	Elapsed Time	Lap Time	Lap Speed
1	2:11.306	2:11.306	57.575
2	3:55.009	1:43.703	72.900
3	5:38.305	1:43.296	73.188
4	7:22.445	1:44.140	72.595

**12** **84 Maria COSTELLO**

Behind **10.702**

Best Time **1:43.448** Best Speed **73.080** On **3** Gp **a**

Lap	Elapsed Time	Lap Time	Lap Speed
1	2:13.942	2:13.942	56.442
2	3:58.556	1:44.614	72.266
3	5:42.004	1:43.448	73.080
4	7:29.978	1:47.974	70.017

**13** **81 Julian KIRK**

Behind **11.118**

Best Time **1:43.864** Best Speed **72.787** On **4** Gp **a**

Lap	Elapsed Time	Lap Time	Lap Speed
1	2:23.968	2:23.968	52.512
2	4:10.662	1:46.694	70.857
3	5:55.355	1:44.693	72.211
4	7:39.219	1:43.864	72.787

**14** **125 Nigel HOWARD**

Behind **11.332**

Best Time **1:44.078** Best Speed **72.638** On **4** Gp **a**

Lap	Elapsed Time	Lap Time	Lap Speed
1	2:03.843	2:03.843	61.045
2	3:50.348	1:46.505	70.983
3	5:36.235	1:45.887	71.397
4	7:20.313	1:44.078	72.638

**15** **202 Brian SMITH**

Behind **11.568**

Best Time **1:44.314** Best Speed **72.473** On **4** Gp **a**

Lap	Elapsed Time	Lap Time	Lap Speed
1	2:15.446	2:15.446	55.816
2	4:01.540	1:46.094	71.258
3	5:46.234	1:44.694	72.210
4	7:30.548	1:44.314	72.473

**Qualifying Classification**

Position

**16** **211 Tim STEPHENSON**

Behind **11.999**

Best Time **1:44.745** Best Speed **72.175** On **3** Gp **a**

Lap	Elapsed Time	Lap Time	Lap Speed
1	2:02.019	2:02.019	61.958
2	3:48.615	1:46.596	70.922
3	5:33.360	1:44.745	72.175
4	7:18.184	1:44.824	72.121

**17** **148 Yvonne MONTGOMERY**

Behind **13.169**

Best Time **1:45.915** Best Speed **71.378** On **3** Gp **a**

Lap	Elapsed Time	Lap Time	Lap Speed
1	1:47.961	1:47.961	70.025
2	3:34.502	1:46.541	70.959
3	5:20.417	1:45.915	71.378
4	7:06.520	1:46.103	71.252

**18** **88 Brendan FLYNN**

Behind **16.900**

Best Time **1:49.646** Best Speed **68.949** On **4** Gp **a**

Lap	Elapsed Time	Lap Time	Lap Speed
1	1:59.387	1:59.387	63.323
2	3:49.677	1:50.290	68.547
3	5:39.768	1:50.091	68.670
4	7:29.414	1:49.646	68.949




# THE ROYAL HOTEL & BRAESIDE COOKSTOWN 100

**SUPERTWINS**  
**Supertwins Combined**  
**Friday, 29 April 2011**



Pos	Class	No	Name	-----Best Time / Qual Laps-----		Overall Best Time / Speed / Total Qual Laps
				Session A	Session B	
<b>Qualifying Classification</b>						
1	Stwins	77	Ryan FARQUHAR	-----	1:32.746	1:32.746 81.513
2	Stwins	13	Adrian ARCHIBALD	1:34.844	-----	1:34.844 79.710
3	Stwins	16	John BURROWS	1:35.144	-----	1:35.144 79.459
4	Stwins	96	Andy FARRELL	-----	1:35.408	1:35.408 79.239
5	Stwins	150	William DAVISON	-----	1:36.757	1:36.757 78.134
6	Stwins	28	Wayne HAMILTON	1:37.685	-----	1:37.685 77.392
7	Stwins	23	Michal DOKOUPIL	1:37.795	-----	1:37.795 77.305
8	Stwins	27	James McCANN	1:38.602	-----	1:38.602 76.672
9	Stwins	73	Derek COSTELLO	-----	1:38.865	1:38.865 76.468
10	Stwins	21	Coyles WRIGHT	1:39.034	-----	1:39.034 76.337
11	Stwins	50	Peter O FLAHERTY	1:39.103	-----	1:39.103 76.284
12	Stwins	46	Shaun ANDERSON	1:39.421	-----	1:39.421 76.040
13	Stwins	113	Ronan PENTONY	-----	1:39.895	1:39.895 75.679
14	Stwins	135	Trevor FERGUSON	-----	1:40.021	1:40.021 75.584
15	Stwins	5	Paul LENNON	1:40.350	-----	1:40.350 75.336
16	Stwins	33	David HOWARD	1:41.086	-----	1:41.086 74.788
17	Stwins	89	Mark MORGAN	-----	1:41.126	1:41.126 74.758
18	Stwins	7	Dave WALSH	1:41.200	-----	1:41.200 74.704
19	Stwins	43	Neil VICARS	1:41.460	-----	1:41.460 74.512
20	Stwins	103	Reuben McPHEE	-----	1:41.529	1:41.529 74.461
21	Stwins	35	Colin McWHIRTER	1:42.100	-----	1:42.100 74.045
22	Stwins	47	David BLACK	1:42.360	-----	1:42.360 73.857
23	Stwins	10	Tom LLEWELYN	1:42.671	-----	1:42.671 73.633
24	Stwins	66	Paul GARTLAND	-----	1:42.702	1:42.702 73.611
25	Stwins	151	Phillip DRENNAN	-----	1:43.116	1:43.116 73.315
26	Stwins	69	Ronnie SCOTT	-----	1:43.296	1:43.296 73.188
27	Stwins	84	Maria COSTELLO	-----	1:43.448	1:43.448 73.080
28	Stwins	81	Julian KIRK	-----	1:43.864	1:43.864 72.787
29	Stwins	125	Nigel HOWARD	-----	1:44.078	1:44.078 72.638
30	Stwins	41	Nige REA	1:44.294	-----	1:44.294 72.487
31	Stwins	202	Brian SMITH	-----	1:44.314	1:44.314 72.473
32	Stwins	211	Tim STEPHENSON	-----	1:44.745	1:44.745 72.175
33	Stwins	59	Anthony AMBLER	1:45.433	-----	1:45.433 71.704
34	Stwins	3	Craig GIBSON	1:45.775	-----	1:45.775 71.472
35	Stwins	6	Baylon McCaughey	1:45.875	-----	1:45.875 71.405
36	Stwins	148	Yvonne MONTGOMERY	-----	1:45.915	1:45.915 71.378
37	Stwins	88	Brendan FLYNN	-----	1:49.646	1:49.646 68.949
38	Stwins	31	Paul MAGUIRE	1:50.796	-----	1:50.796 68.234

These Results are provisional and are subject to ratification by the Stewards of the Meeting.

Track	Orritor	Signed	 Chief Timekeeper	Organising Club	Cookstown & District MCC
Length(miles)	2.1000	Issued At:			
Weather	Sunny				
Track	Dry				



ROYAL HOTEL & BRAESIDE COOKSTOWN 100

SUPERTWINS

Orritor 2.100 Miles

R15: Hayes Fuels Supertwins Race A


30/04/2011 14:50

Race (8 Laps)

# Race 15 - SUPERTWINS A

11	35	47	
10	31	32	103
9	7	43	30
	28	29	89
	5	33	27
	25	26	
8		23	24
	22		
7	135		
6	19	20	21
5	50	46	113
	16	17	18
	27	73	21
	13	14	15
4			
	10	11	12
3	23		
	7	8	9
2	96	150	28
	4	5	6
1	77	13	16
	1	2	3

POLE POSITION 1



Provisional result subject to confirmation by the Stewards of the Meeting

Orbits

Promoted by Cookstown & District MCC

www.amb-it.com

MCUI (Ulster Centre) Timing

www.mylaps.com

www.elaps-timing.com

Licensed to: MCUI

ROYAL HOTEL & BRAESIDE COOKSTOWN 100

SUPERTWINS

Orritor 2.100 Miles

R16: Hayes Fuels Supertwins Race B

30/04/2011 15:10

Race (6 Laps)

# Race 16 - SUPERTWINS B

9	C	88 25	31 26
8		22	23
7		148	21
6	B	59 19	3 20
5		41 16	202 17
4		13	14
3		125 10	11
2	A	69 7	84 8
1		10 4	66 5
		POLE POSITION 1	2
			3
			6
			81 9
			151 6
			18
			211 15
			24



Provisional result subject to confirmation by the Stewards of the Meeting

Orbits

Promoted by Cookstown & District MCC

www.amb-it.com

MCUI (Ulster Centre) Timing

www.mylaps.com

www.elaps-timing.com

Licensed to: MCUI

# THE ROYAL HOTEL & BRAESIDE COOKSTOWN 100

## SUPERTWINS

### Race 15 - Hayes Fuels Supertwins A

Saturday, 30 April 2011



Pos	Class	No	Name	Machine / Sponsor	Gp	Laps	Total Time	Behind	Speed	-----Best Lap-----		
										Time	Speed	On
<b>Race Classification</b>												
1	Stwins	77	Ryan FARQUHAR	Kawasaki 650 - KMR / BA Components	a	6	9:17.314		81.390	1:30.968	83.106	3
2	Stwins	96	Andy FARRELL	Kawasaki 650 - Farrelly Racing	a	6	9:27.197	9.883	79.972	1:32.776	81.487	6
3	Stwins	16	John BURROWS	Kawasaki 650 - KBM Racing	a	6	9:27.394	10.080	79.944	1:33.014	81.278	3
4	Stwins	13	Adrian ARCHIBALD	Kawasaki 650 - KMR / BA Components	a	6	9:27.632	10.318	79.911	1:33.061	81.237	6
5	Stwins	150	William DAVISON	Kawasaki 650 - Maine Road Racing Club	a	6	9:31.167	13.853	79.416	1:33.701	80.682	4
6	Stwins	28	Wayne HAMILTON	Kawasaki 650 - Track Day Tools	a	6	9:32.939	15.625	79.171	1:34.256	80.207	3
7	Stwins	135	Trevor FERGUSON	Kawasaki 650 - KMR / BA Components	b	6	9:46.414	29.100	77.351	1:35.360	79.279	6
8	Stwins	21	Coyles WRIGHT	Kawasaki 650 - CW Racing	b	6	9:48.393	31.079	77.091	1:36.369	78.448	5
9	Stwins	113	Ronan PENTONY	Suzuki 650	b	6	9:51.142	33.828	76.733	1:36.803	78.097	2
10	Stwins	50	Peter O FLAHERTY	Suzuki 650	b	6	9:51.963	34.649	76.626	1:36.902	78.017	4
11	Stwins	27	James McCANN	Kawasaki 650 - P.K. Racing	a	6	9:52.241	34.927	76.590	1:37.131	77.833	6
12	Stwins	46	Shaun ANDERSON	Kawasaki 650	b	6	9:57.778	40.464	75.881	1:37.409	77.611	2
13	Stwins	5	Paul LENNON	Kawasaki 650	c	6	10:02.054	44.740	75.342	1:38.609	76.666	6
14	Stwins	103	Reuben McPHEE	Suzuki 650 - North West Gas	c	6	10:02.306	44.992	75.311	1:38.746	76.560	5
15	Stwins	33	David HOWARD	Suzuki 650 - Sweetman / Kiely	a	6	10:04.630	47.316	75.021	1:38.178	77.003	6
16	Stwins	7	Dave WALSH	Suzuki 650 - Selective Developments	c	6	10:09.258	51.944	74.451	1:39.635	75.877	2
17	Stwins	43	Neil VICARS	Suzuki 650	c	6	10:09.822	52.508	74.382	1:39.184	76.222	2
18	Stwins	35	Colin McWHIRTER	Suzuki 650 - Hot Stuff	c	6	10:10.224	52.910	74.333	1:40.060	75.555	5
19	Stwins	47	David BLACK	Suzuki 650	c	6	10:23.502	1:06.188	72.750	1:42.263	73.927	2


### Fastest Lap / New Lap Record 83.106 mph (Previously 81.584 mph)

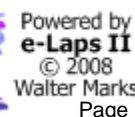
Stwins	77	Ryan FARQUHAR	Kawasaki 650 - KMR / BA Components	a						1:30.968	83.106	3
--------	----	---------------	------------------------------------	---	--	--	--	--	--	----------	--------	---

### Not Classified

DNF	Stwins	73	Derek COSTELLO	Kawasaki 650	b	2	3:18.767	4 Laps	76.069	1:36.701	78.179	2
DNF	Stwins	89	Mark MORGAN	Kawasaki 650 - Sam McKeown	c	2	3:30.130	11.363	71.955	1:41.657	74.368	2

These Results are provisional and are subject to ratification by the Stewards of the Meeting.

Track	<b>Orritor</b>	Signed		Organising Club	<b>Cookstown &amp; District MCC</b>
Length(miles)	<b>2.1000</b>		Chief Timekeeper	Warmup Started	
Weather	<b>Sunny, 18°C, 33%RH</b>			Race Started	<b>17:11:41.965</b>
Track	<b>Dry, 24°C</b>	Issued At:	<b>17:23:07</b>	Gp Time Diff - b	<b>12.32 / c 23.91</b>





SUPERTWINS

Race 15 - Hayes Fuels Supertwins A

Saturday, 30 April 2011

DETAILED RESULT

**Race Classification**

**1** 77 Ryan FARQUHAR

Total Time **9:17.314** Avg Speed **81.390** Behind  
 Best Time **1:30.968** Best Speed **83.106** On **3** Gp **a**

Lap	Elapsed Time	Lap Time	Lap Speed
1	1:36.632	1:36.632	78.235
2	3:08.137	1:31.505	82.618
3	4:39.105	1:30.968	83.106
4	6:11.568	1:32.463	81.762
5	7:44.309	1:32.741	81.517
6	9:17.314	1:33.005	81.286

**2** 96 Andy FARRELL

Total Time **9:27.197** Avg Speed **79.972** Behind **9.883**  
 Best Time **1:32.776** Best Speed **81.487** On **6** Gp **a**

Lap	Elapsed Time	Lap Time	Lap Speed
1	1:38.016	1:38.016	77.130
2	3:11.913	1:33.897	80.514
3	4:46.612	1:34.699	79.832
4	6:20.561	1:33.949	80.469
5	7:54.421	1:33.860	80.545
6	9:27.197	1:32.776	81.487

**3** 16 John BURROWS

Total Time **9:27.394** Avg Speed **79.944** Behind **10.080**  
 Best Time **1:33.014** Best Speed **81.278** On **3** Gp **a**

Lap	Elapsed Time	Lap Time	Lap Speed
1	1:39.170	1:39.170	76.233
2	3:13.890	1:34.720	79.814
3	4:46.904	1:33.014	81.278
4	6:20.713	1:33.809	80.589
5	7:54.037	1:33.324	81.008
6	9:27.394	1:33.357	80.979

**4** 13 Adrian ARCHIBALD

Total Time **9:27.632** Avg Speed **79.911** Behind **10.318**  
 Best Time **1:33.061** Best Speed **81.237** On **6** Gp **a**

Lap	Elapsed Time	Lap Time	Lap Speed
1	1:39.248	1:39.248	76.173
2	3:13.385	1:34.137	80.308
3	4:47.116	1:33.731	80.656
4	6:20.986	1:33.870	80.537
5	7:54.571	1:33.585	80.782
6	9:27.632	1:33.061	81.237

**Race Classification**

**5** 150 William DAVISON

Total Time **9:31.167** Avg Speed **79.416** Behind **13.853**  
 Best Time **1:33.701** Best Speed **80.682** On **4** Gp **a**

Lap	Elapsed Time	Lap Time	Lap Speed
1	1:39.120	1:39.120	76.271
2	3:13.357	1:34.237	80.223
3	4:49.131	1:35.774	78.936
4	6:22.832	1:33.701	80.682
5	7:56.865	1:34.033	80.397
6	9:31.167	1:34.302	80.168

**6** 28 Wayne HAMILTON

Total Time **9:32.939** Avg Speed **79.171** Behind **15.625**  
 Best Time **1:34.256** Best Speed **80.207** On **3** Gp **a**

Lap	Elapsed Time	Lap Time	Lap Speed
1	1:40.134	1:40.134	75.499
2	3:14.591	1:34.457	80.036
3	4:48.847	1:34.256	80.207
4	6:23.507	1:34.660	79.865
5	7:58.577	1:35.070	79.520
6	9:32.939	1:34.362	80.117

**7** 135 Trevor FERGUSON

Total Time **9:46.414** Avg Speed **77.351** Behind **29.100**  
 Best Time **1:35.360** Best Speed **79.279** On **6** Gp **b**

Lap	Elapsed Time	Lap Time	Lap Speed
1	1:45.124	1:45.124	71.915
2	3:22.672	1:37.548	77.500
3	4:59.230	1:36.558	78.295
4	6:35.687	1:36.457	78.377
5	8:11.054	1:35.367	79.273
6	9:46.414	1:35.360	79.279

**8** 21 Coyles WRIGHT

Total Time **9:48.393** Avg Speed **77.091** Behind **31.079**  
 Best Time **1:36.369** Best Speed **78.448** On **5** Gp **b**

Lap	Elapsed Time	Lap Time	Lap Speed
1	1:43.432	1:43.432	73.091
2	3:20.467	1:37.035	77.910
3	4:58.438	1:37.971	77.166
4	6:35.406	1:36.968	77.964
5	8:11.775	1:36.369	78.448
6	9:48.393	1:36.618	78.246







SUPERTWINS

Race 15 - Hayes Fuels Supertwins A

Saturday, 30 April 2011

DETAILED RESULT

**Race Classification**

**9** **113 Ronan PENTONY**  
 Total Time **9:51.142** Avg Speed **76.733** Behind **33.828**  
 Best Time **1:36.803** Best Speed **78.097** On **2** Gp **b**

Lap	Elapsed Time	Lap Time	Lap Speed
1	1:44.752	1:44.752	72.170
2	3:21.555	1:36.803	78.097
3	4:59.067	1:37.512	77.529
4	6:36.839	1:37.772	77.323
5	8:13.732	1:36.893	78.024
6	9:51.142	1:37.410	77.610

**10** **50 Peter O FLAHERTY**  
 Total Time **9:51.963** Avg Speed **76.626** Behind **34.649**  
 Best Time **1:36.902** Best Speed **78.017** On **4** Gp **b**

Lap	Elapsed Time	Lap Time	Lap Speed
1	1:44.470	1:44.470	72.365
2	3:22.444	1:37.974	77.163
3	5:00.328	1:37.884	77.234
4	6:37.230	1:36.902	78.017
5	8:14.240	1:37.010	77.930
6	9:51.963	1:37.723	77.362

**11** **27 James McCANN**  
 Total Time **9:52.241** Avg Speed **76.590** Behind **34.927**  
 Best Time **1:37.131** Best Speed **77.833** On **6** Gp **a**

Lap	Elapsed Time	Lap Time	Lap Speed
1	1:43.010	1:43.010	73.391
2	3:20.869	1:37.859	77.254
3	4:59.306	1:38.437	76.800
4	6:37.348	1:38.042	77.110
5	8:15.110	1:37.762	77.331
6	9:52.241	1:37.131	77.833

**12** **46 Shaun ANDERSON**  
 Total Time **9:57.778** Avg Speed **75.881** Behind **40.464**  
 Best Time **1:37.409** Best Speed **77.611** On **2** Gp **b**

Lap	Elapsed Time	Lap Time	Lap Speed
1	1:45.936	1:45.936	71.364
2	3:23.345	1:37.409	77.611
3	5:01.953	1:38.608	76.667
4	6:40.643	1:38.690	76.604
5	8:19.285	1:38.642	76.641
6	9:57.778	1:38.493	76.757

**Race Classification**

**13** **5 Paul LENNON**  
 Total Time **10:02.054** Avg Speed **75.342** Behind **44.740**  
 Best Time **1:38.609** Best Speed **76.666** On **6** Gp **c**

Lap	Elapsed Time	Lap Time	Lap Speed
1	1:45.605	1:45.605	71.588
2	3:25.139	1:39.534	75.954
3	5:05.113	1:39.974	75.620
4	6:44.544	1:39.431	76.033
5	8:23.445	1:38.901	76.440
6	10:02.054	1:38.609	76.666

**14** **103 Reuben McPHEE**  
 Total Time **10:02.306** Avg Speed **75.311** Behind **44.992**  
 Best Time **1:38.746** Best Speed **76.560** On **5** Gp **c**

Lap	Elapsed Time	Lap Time	Lap Speed
1	1:45.130	1:45.130	71.911
2	3:25.000	1:39.870	75.698
3	5:04.796	1:39.796	75.755
4	6:44.441	1:39.645	75.869
5	8:23.187	1:38.746	76.560
6	10:02.306	1:39.119	76.272

**15** **33 David HOWARD**  
 Total Time **10:04.630** Avg Speed **75.021** Behind **47.316**  
 Best Time **1:38.178** Best Speed **77.003** On **6** Gp **a**

Lap	Elapsed Time	Lap Time	Lap Speed
1	1:47.247	1:47.247	70.491
2	3:27.481	1:40.234	75.424
3	5:07.715	1:40.234	75.424
4	6:48.092	1:40.377	75.316
5	8:26.452	1:38.360	76.861
6	10:04.630	1:38.178	77.003

**16** **7 Dave WALSH**  
 Total Time **10:09.258** Avg Speed **74.451** Behind **51.944**  
 Best Time **1:39.635** Best Speed **75.877** On **2** Gp **c**

Lap	Elapsed Time	Lap Time	Lap Speed
1	1:46.333	1:46.333	71.097
2	3:25.968	1:39.635	75.877
3	5:06.401	1:40.433	75.274
4	6:46.465	1:40.064	75.552
5	8:28.059	1:41.594	74.414
6	10:09.258	1:41.199	74.704





SUPERTWINS

Race 15 - Hayes Fuels Supertwins A

Saturday, 30 April 2011

DETAILED RESULT

**Race Classification**

**17 43 Neil VICARS**

Total Time **10:09.822** Avg Speed **74.382** Behind **52.508**  
 Best Time **1:39.184** Best Speed **76.222** On **2** Gp **c**

Lap	Elapsed Time	Lap Time	Lap Speed
1	1:47.516	1:47.516	70.315
2	3:26.700	1:39.184	76.222
3	5:07.014	1:40.314	75.363
4	6:48.397	1:41.383	74.569
5	8:29.068	1:40.671	75.096
6	10:09.822	1:40.754	75.034

**Not Classified**

**DNF 89 Mark MORGAN**

Total Time **3:30.130** Avg Speed **71.955** Behind **11.363**  
 Best Time **1:41.657** Best Speed **74.368** On **2** Gp **c**

Lap	Elapsed Time	Lap Time	Lap Speed
1	1:48.473	1:48.473	69.695
2	3:30.130	1:41.657	74.368

**18 35 Colin McWHIRTER**

Total Time **10:10.224** Avg Speed **74.333** Behind **52.910**  
 Best Time **1:40.060** Best Speed **75.555** On **5** Gp **c**

Lap	Elapsed Time	Lap Time	Lap Speed
1	1:47.898	1:47.898	70.066
2	3:28.727	1:40.829	74.978
3	5:09.286	1:40.559	75.180
4	6:49.708	1:40.422	75.282
5	8:29.768	1:40.060	75.555
6	10:10.224	1:40.456	75.257

**19 47 David BLACK**

Total Time **10:23.502** Avg Speed **72.750** Behind **1:06.188**  
 Best Time **1:42.263** Best Speed **73.927** On **2** Gp **c**

Lap	Elapsed Time	Lap Time	Lap Speed
1	1:49.914	1:49.914	68.781
2	3:32.177	1:42.263	73.927
3	5:14.519	1:42.342	73.870
4	6:57.394	1:42.875	73.487
5	8:40.031	1:42.637	73.658
6	10:23.502	1:43.471	73.064

**Not Classified**

**DNF 73 Derek COSTELLO**

Total Time **3:18.767** Avg Speed **76.069** Behind **4 Laps**  
 Best Time **1:36.701** Best Speed **78.179** On **2** Gp **b**

Lap	Elapsed Time	Lap Time	Lap Speed
1	1:42.066	1:42.066	74.070
2	3:18.767	1:36.701	78.179




# THE ROYAL HOTEL & BRAESIDE COOKSTOWN 100

## SUPERTWINS

### Race 15 - Hayes Fuels Supertwins A

## LAP CHART



1					3					5				
No	Name	G	Elapsed Time	Lap Time	No	Name	G	Elapsed Time	Lap Time	No	Name	G	Elapsed Time	Lap Time
77	Ryan FARQUHAR	a	1:36.632	1:36.632	77	Ryan FARQUHAR	a	4:39.105	1:30.968	77	Ryan FARQUHAR	a	7:44.309	1:32.741
96	Andy FARRELL	a	1:38.016	1:38.016	96	Andy FARRELL	a	4:46.612	1:34.699	16	John BURROWS	a	7:54.037	1:33.324
150	William DAVISON	a	1:39.120	1:39.120	16	John BURROWS	a	4:46.904	1:33.014	96	Andy FARRELL	a	7:54.421	1:33.860
16	John BURROWS	a	1:39.170	1:39.170	13	Adrian ARCHIBALD	a	4:47.116	1:33.731	13	Adrian ARCHIBALD	a	7:54.571	1:33.585
13	Adrian ARCHIBALD	a	1:39.248	1:39.248	28	Wayne HAMILTON	a	4:48.847	1:34.256	150	William DAVISON	a	7:56.865	1:34.033
28	Wayne HAMILTON	a	1:40.134	1:40.134	150	William DAVISON	a	4:49.131	1:35.774	28	Wayne HAMILTON	a	7:58.577	1:35.070
73	Derek COSTELLO	b	1:42.066	1:42.066	21	Coyles WRIGHT	b	4:58.438	1:37.971	135	Trevor FERGUSON	b	8:11.054	1:35.367
27	James McCANN	a	1:43.010	1:43.010	113	Ronan PENTONY	b	4:59.067	1:37.512	21	Coyles WRIGHT	b	8:11.775	1:36.369
21	Coyles WRIGHT	b	1:43.432	1:43.432	135	Trevor FERGUSON	b	4:59.230	1:36.558	113	Ronan PENTONY	b	8:13.732	1:36.893
50	Peter O FLAHERTY	b	1:44.470	1:44.470	27	James McCANN	a	4:59.306	1:38.437	50	Peter O FLAHERTY	b	8:14.240	1:37.010
113	Ronan PENTONY	b	1:44.752	1:44.752	50	Peter O FLAHERTY	b	5:00.328	1:37.884	27	James McCANN	a	8:15.110	1:37.762
135	Trevor FERGUSON	b	1:45.124	1:45.124	46	Shaun ANDERSON	b	5:01.953	1:38.608	46	Shaun ANDERSON	b	8:19.285	1:38.642
103	Reuben McPHEE	c	1:45.130	1:45.130	103	Reuben McPHEE	c	5:04.796	1:39.796	103	Reuben McPHEE	c	8:23.187	1:38.746
5	Paul LENNON	c	1:45.605	1:45.605	5	Paul LENNON	c	5:05.113	1:39.974	5	Paul LENNON	c	8:23.445	1:38.901
46	Shaun ANDERSON	b	1:45.936	1:45.936	7	Dave WALSH	c	5:06.401	1:40.433	33	David HOWARD	c	8:26.452	1:38.360
7	Dave WALSH	c	1:46.333	1:46.333	43	Neil VICARS	c	5:07.014	1:40.314	7	Dave WALSH	c	8:28.059	1:41.594
33	David HOWARD	c	1:47.247	1:47.247	33	David HOWARD	c	5:07.715	1:40.234	43	Neil VICARS	c	8:29.068	1:40.671
43	Neil VICARS	c	1:47.516	1:47.516	35	Colin McWHIRTER	c	5:09.286	1:40.559	35	Colin McWHIRTER	c	8:29.768	1:40.060
35	Colin McWHIRTER	c	1:47.898	1:47.898	47	David BLACK	c	5:14.519	1:42.342	47	David BLACK	c	8:40.031	1:42.637
89	Mark MORGAN	c	1:48.473	1:48.473										
47	David BLACK	c	1:49.914	1:49.914	4					6				
					No	Name	G	Elapsed Time	Lap Time	No	Name	G	Elapsed Time	Lap Time
					77	Ryan FARQUHAR	a	6:11.568	1:32.463	77	Ryan FARQUHAR	a	9:17.314	1:33.005
					96	Andy FARRELL	a	6:20.561	1:33.949	96	Andy FARRELL	a	9:27.197	1:32.776
					16	John BURROWS	a	6:20.713	1:33.809	16	John BURROWS	a	9:27.394	1:33.357
					13	Adrian ARCHIBALD	a	6:20.986	1:33.870	13	Adrian ARCHIBALD	a	9:27.632	1:33.061
					150	William DAVISON	a	6:22.832	1:33.701	150	William DAVISON	a	9:31.167	1:34.302
					28	Wayne HAMILTON	a	6:23.507	1:34.660	28	Wayne HAMILTON	a	9:32.939	1:34.362
					21	Coyles WRIGHT	b	6:35.406	1:36.968	135	Trevor FERGUSON	b	9:46.414	1:35.360
					135	Trevor FERGUSON	b	6:35.687	1:36.457	21	Coyles WRIGHT	b	9:48.393	1:36.618
					113	Ronan PENTONY	b	6:36.839	1:37.772	113	Ronan PENTONY	b	9:51.142	1:37.410
					50	Peter O FLAHERTY	b	6:37.230	1:36.902	50	Peter O FLAHERTY	b	9:51.963	1:37.723
					27	James McCANN	a	6:37.348	1:38.042	27	James McCANN	a	9:52.241	1:37.131
					46	Shaun ANDERSON	b	6:40.643	1:38.690	46	Shaun ANDERSON	b	9:57.778	1:38.493
					103	Reuben McPHEE	c	6:44.441	1:39.645	5	Paul LENNON	c	10:02.054	1:38.609
					5	Paul LENNON	c	6:44.544	1:39.431	103	Reuben McPHEE	c	10:02.306	1:39.119
					7	Dave WALSH	c	6:46.465	1:40.064	33	David HOWARD	c	10:04.630	1:38.178
					33	David HOWARD	c	6:48.092	1:40.377	7	Dave WALSH	c	10:09.258	1:41.199
					43	Neil VICARS	c	6:48.397	1:41.383	43	Neil VICARS	c	10:09.822	1:40.754
					35	Colin McWHIRTER	c	6:49.708	1:40.422	35	Colin McWHIRTER	c	10:10.224	1:40.456
					47	David BLACK	c	6:57.394	1:42.875	47	David BLACK	c	10:23.502	1:43.471
					77	Ryan FARQUHAR	a	3:08.137	1:31.505					
					96	Andy FARRELL	a	3:11.913	1:33.897					
					150	William DAVISON	a	3:13.357	1:34.237					
					13	Adrian ARCHIBALD	a	3:13.385	1:34.137					
					16	John BURROWS	a	3:13.890	1:34.720					
					28	Wayne HAMILTON	a	3:14.591	1:34.457					
					73	Derek COSTELLO	b	3:18.767	1:36.701					
					21	Coyles WRIGHT	b	3:20.467	1:37.035					
					27	James McCANN	a	3:20.869	1:37.859					
					113	Ronan PENTONY	b	3:21.555	1:36.803					
					50	Peter O FLAHERTY	b	3:22.444	1:37.974					
					135	Trevor FERGUSON	b	3:22.672	1:37.548					
					46	Shaun ANDERSON	b	3:23.345	1:37.409					
					103	Reuben McPHEE	c	3:25.000	1:39.870					
					5	Paul LENNON	c	3:25.139	1:39.534					
					7	Dave WALSH	c	3:25.968	1:39.635					
					43	Neil VICARS	c	3:26.700	1:39.184					
					33	David HOWARD	c	3:27.481	1:40.234					
					35	Colin McWHIRTER	c	3:28.727	1:40.829					
					89	Mark MORGAN	c	3:30.130	1:41.657					
					47	David BLACK	c	3:32.177	1:42.263					

# THE ROYAL HOTEL & BRAESIDE COOKSTOWN 100



## SUPERTWINS

### Race 16 - Hayes Fuels Supertwins B

Saturday, 30 April 2011

Pos	Class	No	Name	Machine / Sponsor	Gp	Laps	Total Time	Behind	Speed	-----Best Lap-----		
										Time	Speed	On
<b>Race Classification</b>												
1	Stwins	10	Tom LLEWELYN	Kawasaki 650 - McKinstry Racing	a	5	8:18.513		75.826	1:37.844	77.266	3
2	Stwins	84	Maria COSTELLO	Kawasaki 650	a	5	8:23.218	4.705	75.117	1:37.960	77.174	5
3	Stwins	6	Baylon McCAUGHEY	Suzuki 650 - irishracephotography.com	b	5	8:26.138	7.625	74.683	1:39.185	76.221	5
4	Stwins	89	Mark MORGAN	Kawasaki 650 - Sam McKeown	b	5	8:32.439	13.926	73.765	1:39.766	75.777	2
5	Stwins	69	Ronnie SCOTT	Suzuki 650	a	5	8:32.668	14.155	73.732	1:39.147	76.250	2
6	Stwins	151	Phillip DRENNAN	Suzuki 650	a	5	8:34.434	15.921	73.479	1:41.163	74.731	4
7	Stwins	41	Nige REA	Suzuki Gladius 650	b	5	8:38.261	19.748	72.936	1:42.519	73.742	2
8	Stwins	125	Nigel HOWARD	Suzuki 650	a	5	8:39.759	21.246	72.726	1:42.492	73.762	3
9	Stwins	211	Tim STEPHENSON	Suzuki 650	b	5	8:42.468	23.955	72.349	1:42.700	73.612	4
10	Stwins	31	Paul MAGUIRE	Suzuki 650	c	5	8:42.630	24.117	72.327	1:41.966	74.142	4
11	Stwins	59	Anthony AMBLER	Suzuki 650	b	5	8:43.351	24.838	72.227	1:42.643	73.653	4
12	Stwins	81	Julian KIRK	Kawasaki 650	a	5	8:49.318	30.805	71.413	1:43.824	72.816	2
13	Stwins	148	Yvonne MONTGOMERY	Suzuki 650	b	5	8:59.329	40.816	70.087	1:46.244	71.157	5
14	Stwins	202	Brian SMITH	Suzuki 650	b	5	8:59.568	41.055	70.056	1:44.749	72.173	2
15	Stwins	88	Brendan FLYNN	Suzuki 650	c	5	9:07.906	49.393	68.990	1:47.221	70.509	2


### Fastest Lap

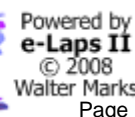
Stwins	10	Tom LLEWELYN	Kawasaki 650 - McKinstry Racing	a						1:37.844	77.266	3
--------	----	--------------	---------------------------------	---	--	--	--	--	--	----------	--------	---

### Not Classified

<b>DNF</b>	Stwins	66	Paul GARTLAND	Suzuki 650	a	5	8:35.197	16.684	73.370	1:41.256	74.662	5
------------	--------	----	---------------	------------	---	---	----------	--------	--------	----------	--------	---

These Results are provisional and are subject to ratification by the Stewards of the Meeting.

Track	<b>Orritor</b>	Signed		Organising Club	<b>Cookstown &amp; District MCC</b>
Length(miles)	<b>2.1000</b>		Chief Timekeeper	Warmup Started	
Weather	<b>Sunny, 18°C, 32%RH</b>			Race Started	<b>17:28:20.754</b>
Track	<b>Dry, 24°C</b>	Issued At:	17:42:20	<b>Gp Time Diff - b 12.65 / c 12.65</b>	





SUPERTWINS

Race 16 - Hayes Fuels Supertwins B

Saturday, 30 April 2011

DETAILED RESULT

**Race Classification**

**1 10 Tom LLEWELYN**

Total Time **8:18.513** Avg Speed **75.826** Behind  
Best Time **1:37.844** Best Speed **77.266** On **3** Gp **a**

Lap	Elapsed Time	Lap Time	Lap Speed
1	1:44.895	1:44.895	72.072
2	3:24.352	1:39.457	76.013
3	5:02.196	1:37.844	77.266
4	6:40.241	1:38.045	77.107
5	8:18.513	1:38.272	76.929

**2 84 Maria COSTELLO**

Total Time **8:23.218** Avg Speed **75.117** Behind **4.705**  
Best Time **1:37.960** Best Speed **77.174** On **5** Gp **a**

Lap	Elapsed Time	Lap Time	Lap Speed
1	1:47.791	1:47.791	70.136
2	3:27.538	1:39.747	75.792
3	5:06.635	1:39.097	76.289
4	6:45.258	1:38.623	76.656
5	8:23.218	1:37.960	77.174

**3 6 Baylon McCAUGHEY**

Total Time **8:26.138** Avg Speed **74.683** Behind **7.625**  
Best Time **1:39.185** Best Speed **76.221** On **5** Gp **b**

Lap	Elapsed Time	Lap Time	Lap Speed
1	1:45.786	1:45.786	71.465
2	3:26.125	1:40.339	75.345
3	5:07.759	1:41.634	74.385
4	6:46.953	1:39.194	76.214
5	8:26.138	1:39.185	76.221

**4 89 Mark MORGAN**

Total Time **8:32.439** Avg Speed **73.765** Behind **13.926**  
Best Time **1:39.766** Best Speed **75.777** On **2** Gp **b**

Lap	Elapsed Time	Lap Time	Lap Speed
1	1:49.860	1:49.860	68.815
2	3:29.626	1:39.766	75.777
3	5:09.410	1:39.784	75.764
4	6:51.826	1:42.416	73.817
5	8:32.439	1:40.613	75.139

**Race Classification**

**5 69 Ronnie SCOTT**

Total Time **8:32.668** Avg Speed **73.732** Behind **14.155**  
Best Time **1:39.147** Best Speed **76.250** On **2** Gp **a**

Lap	Elapsed Time	Lap Time	Lap Speed
1	1:47.214	1:47.214	70.513
2	3:26.361	1:39.147	76.250
3	5:07.897	1:41.536	74.456
4	6:50.402	1:42.505	73.752
5	8:32.668	1:42.266	73.925

**6 151 Phillip DRENNAN**

Total Time **8:34.434** Avg Speed **73.479** Behind **15.921**  
Best Time **1:41.163** Best Speed **74.731** On **4** Gp **a**

Lap	Elapsed Time	Lap Time	Lap Speed
1	1:47.022	1:47.022	70.640
2	3:29.181	1:42.159	74.002
3	5:11.272	1:42.091	74.052
4	6:52.435	1:41.163	74.731
5	8:34.434	1:41.999	74.118

**7 41 Nige REA**

Total Time **8:38.261** Avg Speed **72.936** Behind **19.748**  
Best Time **1:42.519** Best Speed **73.742** On **2** Gp **b**

Lap	Elapsed Time	Lap Time	Lap Speed
1	1:46.654	1:46.654	70.883
2	3:29.173	1:42.519	73.742
3	5:12.561	1:43.388	73.123
4	6:55.554	1:42.993	73.403
5	8:38.261	1:42.707	73.607

**8 125 Nigel HOWARD**

Total Time **8:39.759** Avg Speed **72.726** Behind **21.246**  
Best Time **1:42.492** Best Speed **73.762** On **3** Gp **a**

Lap	Elapsed Time	Lap Time	Lap Speed
1	1:49.278	1:49.278	69.181
2	3:32.012	1:42.734	73.588
3	5:14.504	1:42.492	73.762
4	6:57.155	1:42.651	73.648
5	8:39.759	1:42.604	73.681





SUPERTWINS

Race 16 - Hayes Fuels Supertwins B

Saturday, 30 April 2011

DETAILED RESULT

**Race Classification**

**9** 211 Tim STEPHENSON

Total Time **8:42.468** Avg Speed **72.349** Behind **23.955**  
 Best Time **1:42.700** Best Speed **73.612** On **4** Gp **b**

Lap	Elapsed Time	Lap Time	Lap Speed
1	1:49.650	1:49.650	68.947
2	3:33.048	1:43.398	73.116
3	5:16.590	1:43.542	73.014
4	6:59.290	1:42.700	73.612
5	8:42.468	1:43.178	73.271

**10** 31 Paul MAGUIRE

Total Time **8:42.630** Avg Speed **72.327** Behind **24.117**  
 Best Time **1:41.966** Best Speed **74.142** On **4** Gp **c**

Lap	Elapsed Time	Lap Time	Lap Speed
1	1:50.829	1:50.829	68.213
2	3:33.822	1:42.993	73.403
3	5:17.911	1:44.089	72.630
4	6:59.877	1:41.966	74.142
5	8:42.630	1:42.753	73.574

**11** 59 Anthony AMBLER

Total Time **8:43.351** Avg Speed **72.227** Behind **24.838**  
 Best Time **1:42.643** Best Speed **73.653** On **4** Gp **b**

Lap	Elapsed Time	Lap Time	Lap Speed
1	1:50.255	1:50.255	68.568
2	3:33.375	1:43.120	73.313
3	5:16.925	1:43.550	73.008
4	6:59.568	1:42.643	73.653
5	8:43.351	1:43.783	72.844

**12** 81 Julian KIRK

Total Time **8:49.318** Avg Speed **71.413** Behind **30.805**  
 Best Time **1:43.824** Best Speed **72.816** On **2** Gp **a**

Lap	Elapsed Time	Lap Time	Lap Speed
1	1:52.063	1:52.063	67.462
2	3:35.887	1:43.824	72.816
3	5:20.164	1:44.277	72.499
4	7:04.255	1:44.091	72.629
5	8:49.318	1:45.063	71.957

**Race Classification**

**13** 148 Yvonne MONTGOMERY

Total Time **8:59.329** Avg Speed **70.087** Behind **40.816**  
 Best Time **1:46.244** Best Speed **71.157** On **5** Gp **b**

Lap	Elapsed Time	Lap Time	Lap Speed
1	1:53.335	1:53.335	66.705
2	3:39.604	1:46.269	71.140
3	5:26.782	1:47.178	70.537
4	7:13.085	1:46.303	71.117
5	8:59.329	1:46.244	71.157

**14** 202 Brian SMITH

Total Time **8:59.568** Avg Speed **70.056** Behind **41.055**  
 Best Time **1:44.749** Best Speed **72.173** On **2** Gp **b**

Lap	Elapsed Time	Lap Time	Lap Speed
1	1:55.283	1:55.283	65.578
2	3:40.032	1:44.749	72.173
3	5:27.035	1:47.003	70.652
4	7:13.325	1:46.290	71.126
5	8:59.568	1:46.243	71.158

**15** 88 Brendan FLYNN

Total Time **9:07.906** Avg Speed **68.990** Behind **49.393**  
 Best Time **1:47.221** Best Speed **70.509** On **2** Gp **c**

Lap	Elapsed Time	Lap Time	Lap Speed
1	1:54.841	1:54.841	65.830
2	3:42.062	1:47.221	70.509
3	5:30.581	1:48.519	69.665
4	7:19.102	1:48.521	69.664
5	9:07.906	1:48.804	69.483

**Not Classified**

**DNF** 66 Paul GARTLAND

Total Time **8:35.197** Avg Speed **73.370** Behind **16.684**  
 Best Time **1:41.256** Best Speed **74.662** On **5** Gp **a**

Lap	Elapsed Time	Lap Time	Lap Speed
1	1:48.369	1:48.369	69.762
2	3:30.551	1:42.182	73.986
3	5:12.337	1:41.786	74.273
4	6:53.941	1:41.604	74.407
5	8:35.197	1:41.256	74.662




# THE ROYAL HOTEL & BRAESIDE COOKSTOWN 100

## SUPERTWINS

### Race 16 - Hayes Fuels Supertwins B

## LAP CHART



1					3					5				
No	Name	G	Elapsed Time	Lap Time	No	Name	G	Elapsed Time	Lap Time	No	Name	G	Elapsed Time	Lap Time
10	Tom LLEWELYN	a	1:44.895	1:44.895	10	Tom LLEWELYN	a	5:02.196	1:37.844	10	Tom LLEWELYN	a	8:18.513	1:38.272
6	Baylon McCAUGHEY	b	1:45.786	1:45.786	84	Maria COSTELLO	a	5:06.635	1:39.097	84	Maria COSTELLO	a	8:23.218	1:37.960
41	Nige REA	b	1:46.654	1:46.654	6	Baylon McCAUGHEY	b	5:07.759	1:41.634	6	Baylon McCAUGHEY	b	8:26.138	1:39.185
151	Phillip DRENNAN	a	1:47.022	1:47.022	69	Ronnie SCOTT	a	5:07.897	1:41.536	89	Mark MORGAN	b	8:32.439	1:40.613
69	Ronnie SCOTT	a	1:47.214	1:47.214	89	Mark MORGAN	b	5:09.410	1:39.784	69	Ronnie SCOTT	a	8:32.668	1:42.266
84	Maria COSTELLO	a	1:47.791	1:47.791	151	Phillip DRENNAN	a	5:11.272	1:42.091	151	Phillip DRENNAN	a	8:34.434	1:41.999
66	Paul GARTLAND	a	1:48.369	1:48.369	66	Paul GARTLAND	a	5:12.337	1:41.786	66	Paul GARTLAND	a	8:35.197	1:41.256
125	Nigel HOWARD	a	1:49.278	1:49.278	41	Nige REA	b	5:12.561	1:43.388	41	Nige REA	b	8:38.261	1:42.707
211	Tim STEPHENSON	b	1:49.650	1:49.650	125	Nigel HOWARD	a	5:14.504	1:42.492	125	Nigel HOWARD	a	8:39.759	1:42.604
89	Mark MORGAN	b	1:49.860	1:49.860	211	Tim STEPHENSON	b	5:16.590	1:43.542	211	Tim STEPHENSON	b	8:42.468	1:43.178
59	Anthony AMBLER	b	1:50.255	1:50.255	59	Anthony AMBLER	b	5:16.925	1:43.550	31	Paul MAGUIRE	c	8:42.630	1:42.753
31	Paul MAGUIRE	c	1:50.829	1:50.829	31	Paul MAGUIRE	c	5:17.911	1:44.089	59	Anthony AMBLER	b	8:43.351	1:43.783
81	Julian KIRK	a	1:52.063	1:52.063	81	Julian KIRK	a	5:20.164	1:44.277	81	Julian KIRK	a	8:49.318	1:45.063
148	Yvonne MONTGOMERY	b	1:53.335	1:53.335	148	Yvonne MONTGOMERY	b	5:26.782	1:47.178	148	Yvonne MONTGOMERY	b	8:59.329	1:46.244
88	Brendan FLYNN	c	1:54.841	1:54.841	202	Brian SMITH	b	5:27.035	1:47.003	202	Brian SMITH	b	8:59.568	1:46.243
202	Brian SMITH	b	1:55.283	1:55.283	88	Brendan FLYNN	c	5:30.581	1:48.519	88	Brendan FLYNN	c	9:07.906	1:48.804

2					4				
No	Name	G	Elapsed Time	Lap Time	No	Name	G	Elapsed Time	Lap Time
10	Tom LLEWELYN	a	3:24.352	1:39.457	10	Tom LLEWELYN	a	6:40.241	1:38.045
6	Baylon McCAUGHEY	b	3:26.125	1:40.339	84	Maria COSTELLO	a	6:45.258	1:38.623
69	Ronnie SCOTT	a	3:26.361	1:39.147	6	Baylon McCAUGHEY	b	6:46.953	1:39.194
84	Maria COSTELLO	a	3:27.538	1:39.747	69	Ronnie SCOTT	a	6:50.402	1:42.505
41	Nige REA	b	3:29.173	1:42.519	89	Mark MORGAN	b	6:51.826	1:42.416
151	Phillip DRENNAN	a	3:29.181	1:42.159	151	Phillip DRENNAN	a	6:52.435	1:41.163
89	Mark MORGAN	b	3:29.626	1:39.766	66	Paul GARTLAND	a	6:53.941	1:41.604
66	Paul GARTLAND	a	3:30.551	1:42.182	41	Nige REA	b	6:55.554	1:42.993
125	Nigel HOWARD	a	3:32.012	1:42.734	125	Nigel HOWARD	a	6:57.155	1:42.651
211	Tim STEPHENSON	b	3:33.048	1:43.398	211	Tim STEPHENSON	b	6:59.290	1:42.700
59	Anthony AMBLER	b	3:33.375	1:43.120	59	Anthony AMBLER	b	6:59.568	1:42.643
31	Paul MAGUIRE	c	3:33.822	1:42.993	31	Paul MAGUIRE	c	6:59.877	1:41.966
81	Julian KIRK	a	3:35.887	1:43.824	81	Julian KIRK	a	7:04.255	1:44.091
148	Yvonne MONTGOMERY	b	3:39.604	1:46.269	148	Yvonne MONTGOMERY	b	7:13.085	1:46.303
202	Brian SMITH	b	3:40.032	1:44.749	202	Brian SMITH	b	7:13.325	1:46.290
88	Brendan FLYNN	c	3:42.062	1:47.221	88	Brendan FLYNN	c	7:19.102	1:48.521

**IRISH ROAD RACE SUPERTWINS (subject to confirmation)**

2011

					#1	
Pos	No.	Name	Total	Diff	Gap	R1
1	77	Ryan FARQUHAR	25	0	0	25
2	96	Andy FARRELL	20	5	5	20
3	16	John BURROWS	16	9	4	16
4	13	Adrian ARCHIBALD	13	12	3	13
5	150	William DAVISON	11	14	2	11
6	28	Wayne HAMILTON	10	15	1	10
7	135	Trevor FERGUSON	9	16	1	9
8	21	Coyles WRIGHT	8	17	1	8
9	113	Ronan PENTONY	7	18	1	7
10	50	Peter O'FLAHERTY	6	19	1	6
11	27	James McCANN	5	20	1	5
12	46	Shaun ANDERSON	4	21	1	4
13	5	Paul LENNON	3	22	1	3
14	103	Reuben McPHEE	2	23	1	2
15	33	David HOWARD	1	24	1	1

**Event Legend**

#1 29/04/2011 ROYAL HOTEL &amp; BRAESIDE COOKSTOWN 100

Championship Standings of ULSTER ROAD RACE SUPERTWINS

Printed:: 30/04/2011 17:26:43

**ULSTER ROAD RACE SUPERTWINS**

2011

					#1	
Pos	No.	Name	Total	Diff	Gap	R1
1	77	Ryan FARQUHAR	25	0	0	25
2	96	Andy FARRELL	20	5	5	20
3	16	John BURROWS	16	9	4	16
4	13	Adrian ARCHIBALD	13	12	3	13
5	150	William DAVISON	11	14	2	11
6	28	Wayne HAMILTON	10	15	1	10
7	135	Trevor FERGUSON	9	16	1	9
8	21	Coyles WRIGHT	8	17	1	8
9	113	Ronan PENTONY	7	18	1	7
10	50	Peter O'FLAHERTY	6	19	1	6
11	27	James McCANN	5	20	1	5
12	46	Shaun ANDERSON	4	21	1	4
13	5	Paul LENNON	3	22	1	3
14	103	Reuben McPHEE	2	23	1	2
15	33	David HOWARD	1	24	1	1

**Event Legend**

#1 29/04/2011 ROYAL HOTEL &amp; BRAESIDE COOKSTOWN 100