




Royal Hotel
& BRAESIDE

COOKSTOWN 100

Friday 29th & Saturday 30th April 2011

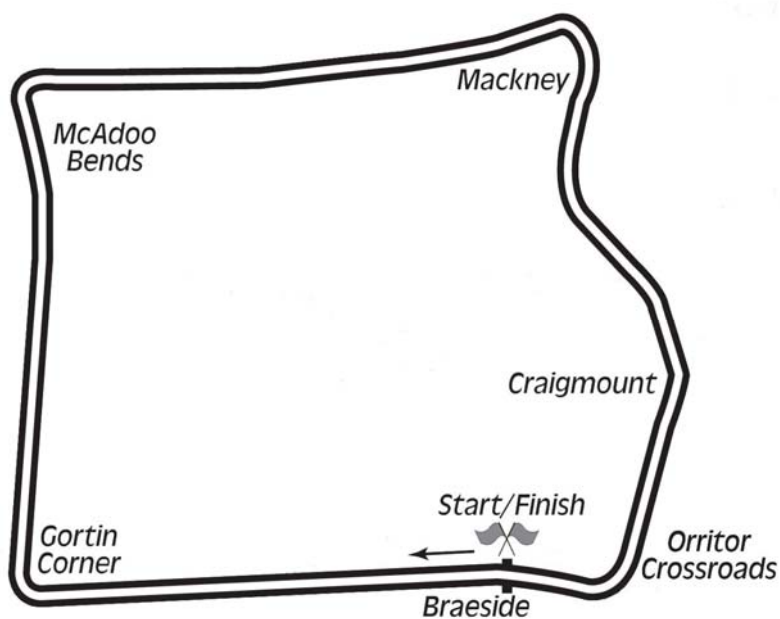
promoted by Cookstown & District MCC
www.cookstown100.com



SUPERSPORT



Orritor Circuit 2.1 miles



LAP RECORDS

Class	Rider	Machine	m s	mph	Year
125cc	William Dunlop	Honda	1 34.755	79.785	2010
Moto 450	to be established				
250cc	William Dunlop	Honda	1 29.658	84.320	2009
Supersport 400	Ryan Farquhar	Kawasaki	1 36.97	77.962	2003
Supertwins	Ryan Farquhar	Kawasaki 650	1 32.665	81.584	2010
Supersport	Keith Amor	Honda	1 25.144	88.791	2009
Open 1000cc	Ryan Farquhar	Kawasaki	1 23.250	90.811	2010
Senior Support	Gary Robinson	Yamaha 600	1 29.956	84.041	2007
Junior Support	Michael Dunlop	Yamaha 250	1 36.181	78.602	2006
Classic 1000cc	Wattie Brown	Norton 920	1 40.273	75.394	2006
Classic 500cc	Neill McWhirter	Norton	1 41.491	74.489	2010
Classic 350cc	Paul Coward	Honda	1 43.421	73.099	2004
Classic 250cc	Geoff McMullan	Suzuki	1 47.294	70.461	2006

MOST WINS at COOKSTOWN 100

Ryan Farquhar	17	1996 - 10
Ray McCullough	14	1967 - 79
Joey Dunlop	11	1977 - 98
Robert Dunlop	11	1985 - 08
Phillip McCallen	10	1987 - 96
Courtney Junk	8	1974 - 83
Mervyn Elwood	8	1987 - 97

ALL TIME IRISH ROAD RACE WINNERS (after Killalane 2010)

Most Wins at All Irish Road Race Meetings

1. Joey Dunlop	156	1971-00
2. Ryan Farquhar	155	1995-10
3. Robert Dunlop	135	1980-08
4. Ray McCullough	109	1960-82
Phillip McCallen	109	1987-99

Most Wins at Irish National Road Race Meetings

1. Ryan Farquhar	145	1995-10
2. Joey Dunlop	119	1971-00
3. Robert Dunlop	111	1980-08
4. Ray McCullough	99	1960-82
5. Phillip McCallen	84	1987-99




SUPERSPORT

Group A Qualifying

Friday, 29 April 2011

Pos	Class	No	Name	Machine / Sponsor	----- Best Lap -----			On	Laps
					Time	Behind	Speed		
Qualifying Classification									
1	SSPR	7	Guy MARTIN	Suzuki - Relentless Suzuki by TAS	1:29.033		84.912	4	5
2	SSPR	6	William DUNLOP	Honda - Wilson Craig Racing	1:29.048	0.015	84.898	3	4
3	SSPR	3	Michael DUNLOP	Yamaha - Street Sweep	1:29.118	0.085	84.831	4	4
4	SSPR	36	Michael PEARSON	Kawasaki - Carryduff Forklifts	1:29.134	0.101	84.816	4	5
5	SSPR	38	Gary ROBINSON	Yamaha - Robinson Electrical	1:30.441	1.408	83.590	3	5
6	SSPR	16	John BURROWS	Yamaha - BE Racing / Cookstown	1:30.515	1.482	83.522	4	4
7	SSPR	13	Adrian ARCHIBALD	Yamaha - AMA Racing	1:30.820	1.787	83.242	4	4
8	SSPR	23	Michal DOKOUPIL	Kawasaki - AIR Kawasaki	1:33.693	4.660	80.689	3	4
9	SSPR	30	Wayne KENNEDY	Suzuki - GB Racing	1:34.943	5.910	79.627	3	4
10	SSPR	20	David LUMSDEN	Yamaha	1:34.985	5.952	79.592	4	4
11	SSPR	35	Trevor FERGUSON	Triumph 675	1:35.061	6.028	79.528	4	4
12	SSPR	59	Coyles WRIGHT	Suzuki - CW Racing	1:35.460	6.427	79.195	4	4
13	SSPR	26	Dennis BOOTH	Yamaha	1:35.633	6.600	79.052	4	4
14	SSPR	27	James McCANN	Yamaha - Inver Tool Hire	1:35.894	6.861	78.837	3	4
15	SSPR	5	Paul LENNON	Kawasaki	1:36.578	7.545	78.279	3	4
16	SSPR	25	Ivan SHANLEY	Yamaha - Ty-Rock	1:36.580	7.547	78.277	3	4
17	SSPR	24	Craig SHIRLAW	Kawasaki - Shirlaws Motorcycles	1:36.744	7.711	78.144	3	4
18	SSPR	11	Callum LAIDLAW	Yamaha	1:39.336	10.303	76.105	2	4
19	SSPR	4	Sam DUNLOP	Yamaha - Crossan Motorcycles	1:39.584	10.551	75.916	4	4
20	SSPR	12	Alan JACKSON	Moriwaki MD - W A Corless / Jackson Racing	1:44.800	15.767	72.137	3	4
21	SSPR	42	Dylan SCOTT	Yamaha	1:50.268	21.235	68.560	2	3

These Results are provisional and are subject to ratification by the Stewards of the Meeting.

Track	Orritor	Signed		Organising Club	Cookstown & District MCC
Length(miles)	2.1000		Chief Timekeeper	Qualifying Started	17:49:20.664
Weather	Sunny, 17°C, 57%RH	Issued At:	17:57:45		
Track	Dry, 21°C				



MCUI
Ulster Centre
Timing
www.elaps-timing.com



Powered by
e-Laps II
© 2008
Walter Marks



SUPERSPORT

Group A Qualifying

Friday, 29 April 2011

DETAILED RESULT

Qualifying Classification

Position

1 7 Guy MARTIN

Behind

Best Time **1:29.033** Best Speed **84.912** On **4** Gp **a**

Lap	Elapsed Time	Lap Time	Lap Speed
1	1:39.085	1:39.085	76.298
2	3:09.830	1:30.745	83.310
3	4:40.909	1:31.079	83.005
4	6:09.942	1:29.033	84.912
5	7:56.966	1:47.024	70.638

2 6 William DUNLOP

Behind **0.015**

Best Time **1:29.048** Best Speed **84.898** On **3** Gp **a**

Lap	Elapsed Time	Lap Time	Lap Speed
1	2:53.880	2:53.880	43.478
2	4:26.193	1:32.313	81.895
3	5:55.241	1:29.048	84.898
4	7:25.344	1:30.103	83.904

3 3 Michael DUNLOP

Behind **0.085**

Best Time **1:29.118** Best Speed **84.831** On **4** Gp **a**

Lap	Elapsed Time	Lap Time	Lap Speed
1	2:56.372	2:56.372	42.864
2	4:35.236	1:38.864	76.469
3	6:04.401	1:29.165	84.787
4	7:33.519	1:29.118	84.831

4 36 Michael PEARSON

Behind **0.101**

Best Time **1:29.134** Best Speed **84.816** On **4** Gp **a**

Lap	Elapsed Time	Lap Time	Lap Speed
1	1:42.286	1:42.286	73.910
2	3:12.244	1:29.958	84.039
3	4:44.092	1:31.848	82.310
4	6:13.226	1:29.134	84.816
5	7:57.093	1:43.867	72.785

Qualifying Classification

Position

5 38 Gary ROBINSON

Behind **1.408**

Best Time **1:30.441** Best Speed **83.590** On **3** Gp **a**

Lap	Elapsed Time	Lap Time	Lap Speed
1	1:46.301	1:46.301	71.119
2	3:18.313	1:32.012	82.163
3	4:48.754	1:30.441	83.590
4	6:19.586	1:30.832	83.231
5	7:59.889	1:40.303	75.372

6 16 John BURROWS

Behind **1.482**

Best Time **1:30.515** Best Speed **83.522** On **4** Gp **a**

Lap	Elapsed Time	Lap Time	Lap Speed
1	1:39.401	1:39.401	76.056
2	3:10.908	1:31.507	82.617
3	4:43.827	1:32.919	81.361
4	6:14.342	1:30.515	83.522

7 13 Adrian ARCHIBALD

Behind **1.787**

Best Time **1:30.820** Best Speed **83.242** On **4** Gp **a**

Lap	Elapsed Time	Lap Time	Lap Speed
1	1:52.864	1:52.864	66.983
2	3:24.409	1:31.545	82.582
3	4:56.025	1:31.616	82.518
4	6:26.845	1:30.820	83.242

8 23 Michal DOKOUPIL

Behind **4.660**

Best Time **1:33.693** Best Speed **80.689** On **3** Gp **a**

Lap	Elapsed Time	Lap Time	Lap Speed
1	2:13.109	2:13.109	56.796
2	3:50.166	1:37.057	77.892
3	5:23.859	1:33.693	80.689
4	6:58.738	1:34.879	79.680

9 30 Wayne KENNEDY

Behind **5.910**

Best Time **1:34.943** Best Speed **79.627** On **3** Gp **a**

Lap	Elapsed Time	Lap Time	Lap Speed
1	2:18.549	2:18.549	54.566
2	3:55.129	1:36.580	78.277
3	5:30.072	1:34.943	79.627
4	7:05.175	1:35.103	79.493





SUPERSPORT

Group A Qualifying

Friday, 29 April 2011

DETAILED RESULT

Qualifying Classification

Position

10 20 David LUMSDEN

Behind 5.952

Best Time 1:34.985 Best Speed 79.592 On 4 Gp a

Lap	Elapsed Time	Lap Time	Lap Speed
1	2:24.608	2:24.608	52.279
2	4:03.335	1:38.727	76.575
3	5:40.473	1:37.138	77.827
4	7:15.458	1:34.985	79.592

11 35 Trevor FERGUSON

Behind 6.028

Best Time 1:35.061 Best Speed 79.528 On 4 Gp a

Lap	Elapsed Time	Lap Time	Lap Speed
1	2:23.127	2:23.127	52.820
2	3:59.957	1:36.830	78.075
3	5:36.802	1:36.845	78.063
4	7:11.863	1:35.061	79.528

12 59 Coyles WRIGHT

Behind 6.427

Best Time 1:35.460 Best Speed 79.195 On 4 Gp a

Lap	Elapsed Time	Lap Time	Lap Speed
1	2:30.537	2:30.537	50.220
2	4:12.031	1:41.494	74.487
3	5:48.126	1:36.095	78.672
4	7:23.586	1:35.460	79.195

13 26 Dennis BOOTH

Behind 6.600

Best Time 1:35.633 Best Speed 79.052 On 4 Gp a

Lap	Elapsed Time	Lap Time	Lap Speed
1	2:12.545	2:12.545	57.037
2	3:53.105	1:40.560	75.179
3	5:29.355	1:36.250	78.545
4	7:04.988	1:35.633	79.052

14 27 James McCANN

Behind 6.861

Best Time 1:35.894 Best Speed 78.837 On 3 Gp a

Lap	Elapsed Time	Lap Time	Lap Speed
1	2:11.794	2:11.794	57.362
2	3:47.806	1:36.012	78.740
3	5:23.700	1:35.894	78.837
4	7:00.020	1:36.320	78.488

Qualifying Classification

Position

15 5 Paul LENNON

Behind 7.545

Best Time 1:36.578 Best Speed 78.279 On 3 Gp a

Lap	Elapsed Time	Lap Time	Lap Speed
1	2:30.493	2:30.493	50.235
2	4:11.409	1:40.916	74.914
3	5:47.987	1:36.578	78.279
4	7:27.283	1:39.296	76.136

16 25 Ivan SHANLEY

Behind 7.547

Best Time 1:36.580 Best Speed 78.277 On 3 Gp a

Lap	Elapsed Time	Lap Time	Lap Speed
1	2:08.952	2:08.952	58.626
2	4:06.612	1:57.660	64.253
3	5:43.192	1:36.580	78.277
4	7:23.256	1:40.064	75.552

17 24 Craig SHIRLAW

Behind 7.711

Best Time 1:36.744 Best Speed 78.144 On 3 Gp a

Lap	Elapsed Time	Lap Time	Lap Speed
1	1:56.332	1:56.332	64.986
2	3:35.165	1:38.833	76.493
3	5:11.909	1:36.744	78.144
4	6:50.130	1:38.221	76.969

18 11 Callum LAIDLAW

Behind 10.303

Best Time 1:39.336 Best Speed 76.105 On 2 Gp a

Lap	Elapsed Time	Lap Time	Lap Speed
1	2:04.363	2:04.363	60.790
2	3:43.699	1:39.336	76.105
3	5:23.185	1:39.486	75.991
4	7:02.721	1:39.536	75.952

19 4 Sam DUNLOP

Behind 10.551

Best Time 1:39.584 Best Speed 75.916 On 4 Gp a

Lap	Elapsed Time	Lap Time	Lap Speed
1	2:30.362	2:30.362	50.279
2	4:14.507	1:44.145	72.591
3	5:57.279	1:42.772	73.561
4	7:36.863	1:39.584	75.916



SUPERSPORT

Group A Qualifying

Friday, 29 April 2011

DETAILED RESULT

Qualifying Classification

Position

20 12 Alan JACKSON

Behind 15.767

Best Time 1:44.800 Best Speed 72.137 On 3 Gp a

Lap	Elapsed Time	Lap Time	Lap Speed
1	2:12.153	2:12.153	57.206
2	3:57.847	1:45.694	71.527
3	5:42.647	1:44.800	72.137
4	7:28.995	1:46.348	71.087

21 42 Dylan SCOTT

Behind 21.235

Best Time 1:50.268 Best Speed 68.560 On 2 Gp a

Lap	Elapsed Time	Lap Time	Lap Speed
1	3:00.712	3:00.712	41.835
2	4:50.980	1:50.268	68.560
3	6:41.547	1:50.567	68.375




SUPERSPORT

Group B Qualifying

Friday, 29 April 2011

Pos	Class	No	Name	Machine / Sponsor	----- Best Lap -----			On	Laps
					Time	Behind	Speed		
Qualifying Classification									
1	SSPR	77	Ryan FARQUHAR	Kawasaki - KMR / BA Components	1:27.808		86.097	3	5
2	SSPR	86	Cameron DONALD	Honda - Wilson Craig Racing	1:27.980	0.172	85.929	4	4
3	SSPR	82	Derek SHEILS	Honda - T & M	1:28.554	0.746	85.372	4	4
4	SSPR	65	Michael SWEENEY	Yamaha - Tracblast / Greenclean	1:30.804	2.996	83.256	4	4
5	SSPR	71	Davy MORGAN	Yamaha - CSC Branson Racing	1:31.500	3.692	82.623	4	4
6	SSPR	99	Andrew COURTNEY	Yamaha - Team Hardship Racing	1:31.502	3.694	82.621	4	4
7	SSPR	128	Wayne HAMILTON	Yamaha - Track Day Tools	1:31.805	3.997	82.348	4	4
8	SSPR	150	William DAVISON	Honda - Hill Contracts	1:32.387	4.579	81.830	4	4
9	SSPR	96	Andy FARRELL	Yamaha	1:32.433	4.625	81.789	2	4
10	SSPR	97	Seamus ELLIOTT	Yamaha - Logan Racing	1:33.605	5.797	80.765	4	4
11	SSPR	52	Andrew BROWN	Triumph 675 - Freeway Lift Services	1:35.622	7.814	79.061	3	4
12	SSPR	93	Paul CRANSTON	Honda - Loughrin Racing	1:35.796	7.988	78.918	3	4
13	SSPR	73	Derek COSTELLO	Yamaha	1:35.868	8.060	78.858	4	4
14	SSPR	80	Phill ARCHER	Triumph 675	1:36.041	8.233	78.716	4	4
15	SSPR	95	Robert GORDON	Honda	1:36.323	8.515	78.486	4	4
16	SSPR	49	William COWDEN	Suzuki - PRF Racing	1:36.915	9.107	78.007	4	4
17	SSPR	116	Robbie LYALL	Yamaha - Fatspanner	1:38.593	10.785	76.679	4	4
18	SSPR	41	Nige REA	Yamaha 600	1:38.931	11.123	76.417	4	4
19	SSPR	58	Chris BARTON	Honda - BB Racing	1:39.971	12.163	75.622	3	4
20	SSPR	199	Ryan MYLER	Yamaha - Close Print Finance	1:40.819	13.011	74.986	2	4
21	SSPR	10	Tom LLEWELYN	Yamaha - McKinstry Racing	1:42.926	15.118	73.451	4	4

These Results are provisional and are subject to ratification by the Stewards of the Meeting.

Track	Orritor	Signed		Organising Club	Cookstown & District MCC
Length(miles)	2.1000		Chief Timekeeper	Qualifying Started	18:01:13.545
Weather	Sunny, 17°C, 57%RH	Issued At:	18:09:24		
Track	Dry, 21°C				



MCUI
Ulster Centre
Timing
www.elaps-timing.com



Powered by
e-Laps II
© 2008
Walter Marks



SUPERSPORT

Group B Qualifying

Friday, 29 April 2011

DETAILED RESULT

Qualifying Classification

Position

1 77 Ryan FARQUHAR

Behind

Best Time **1:27.808** Best Speed **86.097** On **3** Gp **a**

Lap	Elapsed Time	Lap Time	Lap Speed
1	1:39.625	1:39.625	75.885
2	3:09.446	1:29.821	84.167
3	4:37.254	1:27.808	86.097
4	6:06.365	1:29.111	84.838
5	7:49.298	1:42.933	73.446

2 86 Cameron DONALD

Behind **0.172**

Best Time **1:27.980** Best Speed **85.929** On **4** Gp **a**

Lap	Elapsed Time	Lap Time	Lap Speed
1	1:48.269	1:48.269	69.826
2	3:19.123	1:30.854	83.210
3	4:47.894	1:28.771	85.163
4	6:15.874	1:27.980	85.929

3 82 Derek SHEILS

Behind **0.746**

Best Time **1:28.554** Best Speed **85.372** On **4** Gp **a**

Lap	Elapsed Time	Lap Time	Lap Speed
1	1:59.893	1:59.893	63.056
2	3:32.154	1:32.261	81.941
3	5:01.878	1:29.724	84.258
4	6:30.432	1:28.554	85.372

4 65 Michael SWEENEY

Behind **2.996**

Best Time **1:30.804** Best Speed **83.256** On **4** Gp **a**

Lap	Elapsed Time	Lap Time	Lap Speed
1	1:54.072	1:54.072	66.274
2	3:25.661	1:31.589	82.543
3	4:56.717	1:31.056	83.026
4	6:27.521	1:30.804	83.256

5 71 Davy MORGAN

Behind **3.692**

Best Time **1:31.500** Best Speed **82.623** On **4** Gp **a**

Lap	Elapsed Time	Lap Time	Lap Speed
1	2:27.442	2:27.442	51.274
2	3:59.419	1:31.977	82.194
3	5:32.965	1:33.546	80.816
4	7:04.465	1:31.500	82.623

Qualifying Classification

Position

6 99 Andrew COURTNEY

Behind **3.694**

Best Time **1:31.502** Best Speed **82.621** On **4** Gp **a**

Lap	Elapsed Time	Lap Time	Lap Speed
1	2:00.180	2:00.180	62.906
2	3:33.003	1:32.823	81.445
3	5:06.355	1:33.352	80.984
4	6:37.857	1:31.502	82.621

7 128 Wayne HAMILTON

Behind **3.997**

Best Time **1:31.805** Best Speed **82.348** On **4** Gp **a**

Lap	Elapsed Time	Lap Time	Lap Speed
1	2:16.776	2:16.776	55.273
2	3:51.978	1:35.202	79.410
3	5:25.964	1:33.986	80.438
4	6:57.769	1:31.805	82.348

8 150 William DAVISON

Behind **4.579**

Best Time **1:32.387** Best Speed **81.830** On **4** Gp **a**

Lap	Elapsed Time	Lap Time	Lap Speed
1	2:03.699	2:03.699	61.116
2	3:37.154	1:33.455	80.895
3	5:10.627	1:33.473	80.879
4	6:43.014	1:32.387	81.830

9 96 Andy FARRELL

Behind **4.625**

Best Time **1:32.433** Best Speed **81.789** On **2** Gp **a**

Lap	Elapsed Time	Lap Time	Lap Speed
1	2:26.739	2:26.739	51.520
2	3:59.172	1:32.433	81.789
3	5:38.808	1:39.636	75.876
4	7:13.517	1:34.709	79.823

10 97 Seamus ELLIOTT

Behind **5.797**

Best Time **1:33.605** Best Speed **80.765** On **4** Gp **a**

Lap	Elapsed Time	Lap Time	Lap Speed
1	2:10.535	2:10.535	57.916
2	3:47.575	1:37.040	77.906
3	5:23.057	1:35.482	79.177
4	6:56.662	1:33.605	80.765



SUPERSPORT

Group B Qualifying

Friday, 29 April 2011

DETAILED RESULT

Qualifying Classification

Position

11 52 Andrew BROWN

Behind 7.814

Best Time 1:35.622 Best Speed 79.061 On 3 Gp a

Lap	Elapsed Time	Lap Time	Lap Speed
1	1:55.007	1:55.007	65.735
2	3:32.042	1:37.035	77.910
3	5:07.664	1:35.622	79.061
4	6:43.547	1:35.883	78.846

12 93 Paul CRANSTON

Behind 7.988

Best Time 1:35.796 Best Speed 78.918 On 3 Gp a

Lap	Elapsed Time	Lap Time	Lap Speed
1	2:33.015	2:33.015	49.407
2	4:09.954	1:36.939	77.987
3	5:45.750	1:35.796	78.918
4	7:22.517	1:36.767	78.126

13 73 Derek COSTELLO

Behind 8.060

Best Time 1:35.868 Best Speed 78.858 On 4 Gp a

Lap	Elapsed Time	Lap Time	Lap Speed
1	2:03.427	2:03.427	61.251
2	3:42.932	1:39.505	75.976
3	5:20.002	1:37.070	77.882
4	6:55.870	1:35.868	78.858

14 80 Phill ARCHER

Behind 8.233

Best Time 1:36.041 Best Speed 78.716 On 4 Gp a

Lap	Elapsed Time	Lap Time	Lap Speed
1	1:56.119	1:56.119	65.106
2	3:33.926	1:37.807	77.295
3	5:10.525	1:36.599	78.262
4	6:46.566	1:36.041	78.716

15 95 Robert GORDON

Behind 8.515

Best Time 1:36.323 Best Speed 78.486 On 4 Gp a

Lap	Elapsed Time	Lap Time	Lap Speed
1	2:18.218	2:18.218	54.696
2	3:57.781	1:39.563	75.932
3	5:37.043	1:39.262	76.162
4	7:13.366	1:36.323	78.486

Qualifying Classification

Position

16 49 William COWDEN

Behind 9.107

Best Time 1:36.915 Best Speed 78.007 On 4 Gp a

Lap	Elapsed Time	Lap Time	Lap Speed
1	2:28.593	2:28.593	50.877
2	4:08.099	1:39.506	75.975
3	5:45.421	1:37.322	77.680
4	7:22.336	1:36.915	78.007

17 116 Robbie LYALL

Behind 10.785

Best Time 1:38.593 Best Speed 76.679 On 4 Gp a

Lap	Elapsed Time	Lap Time	Lap Speed
1	2:32.696	2:32.696	49.510
2	4:13.624	1:40.928	74.905
3	5:52.605	1:38.981	76.378
4	7:31.198	1:38.593	76.679

18 41 Nige REA

Behind 11.123

Best Time 1:38.931 Best Speed 76.417 On 4 Gp a

Lap	Elapsed Time	Lap Time	Lap Speed
1	2:14.898	2:14.898	56.042
2	3:57.397	1:42.499	73.757
3	5:39.556	1:42.159	74.002
4	7:18.487	1:38.931	76.417

19 58 Chris BARTON

Behind 12.163

Best Time 1:39.971 Best Speed 75.622 On 3 Gp a

Lap	Elapsed Time	Lap Time	Lap Speed
1	2:01.431	2:01.431	62.258
2	3:44.323	1:42.892	73.475
3	5:24.294	1:39.971	75.622
4	7:04.334	1:40.040	75.570

20 199 Ryan MYLER

Behind 13.011

Best Time 1:40.819 Best Speed 74.986 On 2 Gp a

Lap	Elapsed Time	Lap Time	Lap Speed
1	2:16.146	2:16.146	55.529
2	3:56.965	1:40.819	74.986
3	5:38.609	1:41.644	74.377
4	7:20.237	1:41.628	74.389





Qualifying Classification

Position

21 10 Tom LLEWELYN

Behind 15.118

Best Time 1:42.926 Best Speed 73.451 On 4 Gp a

Lap	Elapsed Time	Lap Time	Lap Speed
1	2:11.380	2:11.380	57.543
2	3:55.636	1:44.256	72.514
3	5:41.858	1:46.222	71.172
4	7:24.784	1:42.926	73.451


THE ROYAL HOTEL & BRAESIDE COOKSTOWN 100

SUPERSPORT
Supersport Combined
Friday, 29 April 2011



Pos	Class	No	Name	-----Best Time / Qual Laps-----		Overall Best Time / Speed / Total Qual Laps
				Session A	Session B	
Qualifying Classification						
1	SSPR	77	Ryan FARQUHAR	-----	1:27.808	1:27.808 86.097
2	SSPR	86	Cameron DONALD	-----	1:27.980	1:27.980 85.929
3	SSPR	82	Derek SHEILS	-----	1:28.554	1:28.554 85.372
4	SSPR	7	Guy MARTIN	1:29.033	-----	1:29.033 84.912
5	SSPR	6	William DUNLOP	1:29.048	-----	1:29.048 84.898
6	SSPR	3	Michael DUNLOP	1:29.118	-----	1:29.118 84.831
7	SSPR	36	Michael PEARSON	1:29.134	-----	1:29.134 84.816
8	SSPR	38	Gary ROBINSON	1:30.441	-----	1:30.441 83.590
9	SSPR	16	John BURROWS	1:30.515	-----	1:30.515 83.522
10	SSPR	65	Michael SWEENEY	-----	1:30.804	1:30.804 83.256
11	SSPR	13	Adrian ARCHIBALD	1:30.820	-----	1:30.820 83.242
12	SSPR	71	Davy MORGAN	-----	1:31.500	1:31.500 82.623
13	SSPR	99	Andrew COURTNEY	-----	1:31.502	1:31.502 82.621
14	SSPR	128	Wayne HAMILTON	-----	1:31.805	1:31.805 82.348
15	SSPR	150	William DAVISON	-----	1:32.387	1:32.387 81.830
16	SSPR	96	Andy FARRELL	-----	1:32.433	1:32.433 81.789
17	SSPR	97	Seamus ELLIOTT	-----	1:33.605	1:33.605 80.765
18	SSPR	23	Michal DOKOUPIL	1:33.693	-----	1:33.693 80.689
19	SSPR	30	Wayne KENNEDY	1:34.943	-----	1:34.943 79.627
20	SSPR	20	David LUMSDEN	1:34.985	-----	1:34.985 79.592
21	SSPR	35	Trevor FERGUSON	1:35.061	-----	1:35.061 79.528
22	SSPR	59	Coyles WRIGHT	1:35.460	-----	1:35.460 79.195
23	SSPR	52	Andrew BROWN	-----	1:35.622	1:35.622 79.061
24	SSPR	26	Dennis BOOTH	1:35.633	-----	1:35.633 79.052
25	SSPR	93	Paul CRANSTON	-----	1:35.796	1:35.796 78.918
26	SSPR	73	Derek COSTELLO	-----	1:35.868	1:35.868 78.858
27	SSPR	27	James McCANN	1:35.894	-----	1:35.894 78.837
28	SSPR	80	Phill ARCHER	-----	1:36.041	1:36.041 78.716
29	SSPR	95	Robert GORDON	-----	1:36.323	1:36.323 78.486
30	SSPR	5	Paul LENNON	1:36.578	-----	1:36.578 78.279
31	SSPR	25	Ivan SHANLEY	1:36.580	-----	1:36.580 78.277
32	SSPR	24	Craig SHIRLAW	1:36.744	-----	1:36.744 78.144
33	SSPR	49	William COWDEN	-----	1:36.915	1:36.915 78.007
34	SSPR	116	Robbie LYALL	-----	1:38.593	1:38.593 76.679
35	SSPR	41	Nige REA	-----	1:38.931	1:38.931 76.417
36	SSPR	11	Callum LAIDLAW	1:39.336	-----	1:39.336 76.105
37	SSPR	4	Sam DUNLOP	1:39.584	-----	1:39.584 75.916
38	SSPR	58	Chris BARTON	-----	1:39.971	1:39.971 75.622
39	SSPR	199	Ryan MYLER	-----	1:40.819	1:40.819 74.986
40	SSPR	10	Tom LLEWELYN	-----	1:42.926	1:42.926 73.451
41	SSPR	12	Alan JACKSON	1:44.800	-----	1:44.800 72.137
42	SSPR	42	Dylan SCOTT	1:50.268	-----	1:50.268 68.560

These Results are provisional and are subject to ratification by the Stewards of the Meeting.

Track	Orritor	Signed	Organising Club	Cookstown & District MCC
Length(miles)	2.1000			
Weather	Sunny	Chief Timekeeper		
Track	Dry	Issued At:		



MCUI
Ulster Centre
Timing
www.elaps-timing.com



Powered by
e-Laps II
 © 2008
 Walter Marks

ROYAL HOTEL & BRAESIDE COOKSTOWN 100

SUPERSPORT

Orritor 2.100 Miles

R9: Cookstown District Council Race A


30/04/2011 12:50

Race (10 Laps)

Race 9 - SUPERSPORT A

11	35	59	
10	31	32	
9	23	30	20
	28	29	30
	150	96	97
	25	26	27
8			
	22	23	24
7	128		
	19	20	21
6	13	71	99
	16	17	18
5	38	16	65
	13	14	15
4			
	10	11	12
3	36		
	7	8	9
2	7	6	3
	4	5	6
1	77	86	82
	1	2	3

POLE POSITION



Provisional result subject to confirmation by the Stewards of the Meeting

Orbits

Promoted by Cookstown & District MCC

www.amb-it.com

MCUI (Ulster Centre) Timing

www.mylaps.com

www.elaps-timing.com

Licensed to: MCUI

ROYAL HOTEL & BRAESIDE COOKSTOWN 100

SUPERSPORT

Orritor 2.100 Miles

R10: Clinton Enterprises Supersport Race B

30/04/2011 13:10

Race (6 Laps)

Race 10 - SUPERSPORT B

10	10	12	42
	28	29	30
9 C	4	58	199
	25	26	27
8		23	24
	22		
7	11		21
	19	20	
6 B	49	116	41
	16	17	18
5	5	25	24
	13	14	15
4			12
	10	11	
3	95		9
	7	8	
2 A	73	27	80
	4	5	6
1	52	26	93
	1	2	3

POLE POSITION



Provisional result subject to confirmation by the Stewards of the Meeting

Orbits

Promoted by Cookstown & District MCC

www.amb-it.com

MCUI (Ulster Centre) Timing

www.mylaps.com

www.elaps-timing.com

Licensed to: MCUI

THE ROYAL HOTEL & BRAESIDE COOKSTOWN 100

SUPERSPORT


Race 9 - Cookstown District Council Supersport A

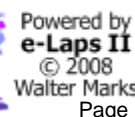
Saturday, 30 April 2011



Pos	Class	No	Name	Machine / Sponsor	Gp	Laps	Total Time	Behind	Speed	-----Best Lap-----		
										Time	Speed	On
Race Classification												
1	SSPR	77	Ryan FARQUHAR	Kawasaki - KMR / BA Components	a	8	11:33.006		87.272	1:25.423	88.501	7
2	SSPR	86	Cameron DONALD	Honda - Wilson Craig Racing	a	8	11:33.181	0.175	87.250	1:25.148	88.787	8
3	SSPR	7	Guy MARTIN	Suzuki - Relentless Suzuki by TAS	a	8	11:33.521	0.515	87.207	1:25.451	88.472	7
4	SSPR	3	Michael DUNLOP	Yamaha - Street Sweep	a	8	11:33.952	0.946	87.153	1:24.783	89.169	8
5	SSPR	36	Michael PEARSON	Yamaha	a	8	11:50.139	17.133	85.166	1:27.342	86.556	2
6	SSPR	6	William DUNLOP	Honda - Wilson Craig Racing	a	8	11:50.657	17.651	85.104	1:26.816	87.081	4
7	SSPR	38	Gary ROBINSON	Yamaha - Robinson Electrical	b	8	11:51.205	18.199	85.039	1:27.373	86.526	6
8	SSPR	82	Derek SHEILS	Honda - T & M	a	8	11:52.825	19.819	84.846	1:27.776	86.128	8
9	SSPR	128	Wayne HAMILTON	Yamaha - Track Day Tools	b	8	12:05.777	32.771	83.331	1:28.645	85.284	5
10	SSPR	13	Adrian ARCHIBALD	Yamaha - AMA Racing	b	8	12:06.002	32.996	83.306	1:29.587	84.387	8
11	SSPR	65	Michael SWEENEY	Yamaha - Tracblast / Greenclean	b	8	12:06.454	33.448	83.254	1:29.663	84.316	4
12	SSPR	150	William DAVISON	Honda - Hill Contracts	c	8	12:07.514	34.508	83.132	1:28.904	85.036	4
13	SSPR	16	John BURROWS	Yamaha - BE Racing / Cookstown	b	8	12:07.571	34.565	83.126	1:29.625	84.351	5
14	SSPR	71	Davy MORGAN	Yamaha - CSC Branson Racing	b	8	12:13.929	40.923	82.406	1:29.912	84.082	5
15	SSPR	97	Seamus ELLIOTT	Yamaha - Logan Racing	c	8	12:18.153	45.147	81.934	1:30.613	83.432	2
16	SSPR	96	Andy FARRELL	Yamaha	c	8	12:26.719	53.713	80.994	1:32.070	82.111	2
17	SSPR	99	Andrew COURTNEY	Yamaha - Team Hardship Racing	b	8	12:26.720	53.714	80.994	1:30.289	83.731	3
18	SSPR	20	David LUMSDEN	Yamaha	c	8	12:28.382	55.376	80.814	1:32.056	82.124	4
19	SSPR	30	Wayne KENNEDY	Suzuki - GB Racing	c	8	12:29.425	56.419	80.702	1:32.164	82.028	4
20	SSPR	59	Coyles WRIGHT	Suzuki - CW Racing	c	8	12:29.535	56.529	80.690	1:32.189	82.005	6
Fastest Lap / New Lap Record 89.169 mph (Previously 88.791 mph)												
	SSPR	3	Michael DUNLOP	Yamaha - Street Sweep	a					1:24.783	89.169	8

These Results are provisional and are subject to ratification by the Stewards of the Meeting.

Track	Orritor	Signed		Organising Club	Cookstown & District MCC
Length(miles)	2.1000		Chief Timekeeper	Warmup Started	
Weather	Sunny, 22°C, 31%RH			Race Started	15:00:42.019
Track	Dry, 27°C	Issued At:	15:14:27	Gp Time Diff - b 11.02 / c 23.28	





SUPERSPORT

Race 9 - Cookstown District Council Supersport A

Saturday, 30 April 2011

DETAILED RESULT

Race Classification

1 77 Ryan FARQUHAR

Total Time **11:33.006** Avg Speed **87.272** Behind
Best Time **1:25.423** Best Speed **88.501** On **7** Gp **a**

Lap	Elapsed Time	Lap Time	Lap Speed
1	1:31.162	1:31.162	82.929
2	2:57.819	1:26.657	87.240
3	4:24.330	1:26.511	87.388
4	5:50.242	1:25.912	87.997
5	7:16.066	1:25.824	88.087
6	8:41.872	1:25.806	88.106
7	10:07.295	1:25.423	88.501
8	11:33.006	1:25.711	88.203

2 86 Cameron DONALD

Total Time **11:33.181** Avg Speed **87.250** Behind **0.175**
Best Time **1:25.148** Best Speed **88.787** On **8** Gp **a**

Lap	Elapsed Time	Lap Time	Lap Speed
1	1:32.518	1:32.518	81.714
2	2:59.274	1:26.756	87.141
3	4:25.215	1:25.941	87.967
4	5:50.959	1:25.744	88.169
5	7:16.874	1:25.915	87.994
6	8:42.574	1:25.700	88.215
7	10:08.033	1:25.459	88.463
8	11:33.181	1:25.148	88.787

3 7 Guy MARTIN

Total Time **11:33.521** Avg Speed **87.207** Behind **0.515**
Best Time **1:25.451** Best Speed **88.472** On **7** Gp **a**

Lap	Elapsed Time	Lap Time	Lap Speed
1	1:31.970	1:31.970	82.201
2	2:58.820	1:26.850	87.047
3	4:24.834	1:26.014	87.893
4	5:50.721	1:25.887	88.023
5	7:16.626	1:25.905	88.004
6	8:42.418	1:25.792	88.120
7	10:07.869	1:25.451	88.472
8	11:33.521	1:25.652	88.264

Race Classification

4 3 Michael DUNLOP

Total Time **11:33.952** Avg Speed **87.153** Behind **0.946**
Best Time **1:24.783** Best Speed **89.169** On **8** Gp **a**

Lap	Elapsed Time	Lap Time	Lap Speed
1	1:34.905	1:34.905	79.659
2	3:02.049	1:27.144	86.753
3	4:28.081	1:26.032	87.874
4	5:53.444	1:25.363	88.563
5	7:18.684	1:25.240	88.691
6	8:44.008	1:25.324	88.603
7	10:09.169	1:25.161	88.773
8	11:33.952	1:24.783	89.169

5 36 Michael PEARSON

Total Time **11:50.139** Avg Speed **85.166** Behind **17.133**
Best Time **1:27.342** Best Speed **86.556** On **2** Gp **a**

Lap	Elapsed Time	Lap Time	Lap Speed
1	1:34.401	1:34.401	80.084
2	3:01.743	1:27.342	86.556
3	4:30.043	1:28.300	85.617
4	5:57.741	1:27.698	86.205
5	7:25.910	1:28.169	85.744
6	8:53.872	1:27.962	85.946
7	10:21.759	1:27.887	86.020
8	11:50.139	1:28.380	85.540

6 6 William DUNLOP

Total Time **11:50.657** Avg Speed **85.104** Behind **17.651**
Best Time **1:26.816** Best Speed **87.081** On **4** Gp **a**

Lap	Elapsed Time	Lap Time	Lap Speed
1	1:34.707	1:34.707	79.825
2	3:03.435	1:28.728	85.204
3	4:31.680	1:28.245	85.671
4	5:58.496	1:26.816	87.081
5	7:26.314	1:27.818	86.087
6	8:54.079	1:27.765	86.139
7	10:22.034	1:27.955	85.953
8	11:50.657	1:28.623	85.305





SUPERSPORT

Race 9 - Cookstown District Council Supersport A

Saturday, 30 April 2011

DETAILED RESULT

Race Classification

7 **38 Gary ROBINSON**

Total Time **11:51.205** Avg Speed **85.039** Behind **18.199**
 Best Time **1:27.373** Best Speed **86.526** On **6** Gp **b**

Lap	Elapsed Time	Lap Time	Lap Speed
1	1:33.955	1:33.955	80.464
2	3:03.672	1:29.717	84.265
3	4:32.384	1:28.712	85.220
4	6:00.565	1:28.181	85.733
5	7:28.430	1:27.865	86.041
6	8:55.803	1:27.373	86.526
7	10:23.293	1:27.490	86.410
8	11:51.205	1:27.912	85.995

8 **82 Derek SHEILS**

Total Time **11:52.825** Avg Speed **84.846** Behind **19.819**
 Best Time **1:27.776** Best Speed **86.128** On **8** Gp **a**

Lap	Elapsed Time	Lap Time	Lap Speed
1	1:34.115	1:34.115	80.327
2	3:03.209	1:29.094	84.854
3	4:31.447	1:28.238	85.677
4	6:00.517	1:29.070	84.877
5	7:28.811	1:28.294	85.623
6	8:57.144	1:28.333	85.585
7	10:25.049	1:27.905	86.002
8	11:52.825	1:27.776	86.128

9 **128 Wayne HAMILTON**

Total Time **12:05.777** Avg Speed **83.331** Behind **32.771**
 Best Time **1:28.645** Best Speed **85.284** On **5** Gp **b**

Lap	Elapsed Time	Lap Time	Lap Speed
1	1:37.923	1:37.923	77.204
2	3:08.584	1:30.661	83.388
3	4:38.544	1:29.960	84.037
4	6:08.605	1:30.061	83.943
5	7:37.250	1:28.645	85.284
6	9:06.426	1:29.176	84.776
7	10:35.537	1:29.111	84.838
8	12:05.777	1:30.240	83.777

Race Classification

10 **13 Adrian ARCHIBALD**

Total Time **12:06.002** Avg Speed **83.306** Behind **32.996**
 Best Time **1:29.587** Best Speed **84.387** On **8** Gp **b**

Lap	Elapsed Time	Lap Time	Lap Speed
1	1:36.198	1:36.198	78.588
2	3:06.382	1:30.184	83.829
3	4:36.641	1:30.259	83.759
4	6:06.293	1:29.652	84.326
5	7:36.311	1:30.018	83.983
6	9:06.099	1:29.788	84.198
7	10:36.415	1:30.316	83.706
8	12:06.002	1:29.587	84.387

11 **65 Michael SWEENEY**

Total Time **12:06.454** Avg Speed **83.254** Behind **33.448**
 Best Time **1:29.663** Best Speed **84.316** On **4** Gp **b**

Lap	Elapsed Time	Lap Time	Lap Speed
1	1:36.009	1:36.009	78.743
2	3:06.235	1:30.226	83.790
3	4:36.539	1:30.304	83.717
4	6:06.202	1:29.663	84.316
5	7:36.166	1:29.964	84.034
6	9:06.005	1:29.839	84.151
7	10:36.276	1:30.271	83.748
8	12:06.454	1:30.178	83.834

12 **150 William DAVISON**

Total Time **12:07.514** Avg Speed **83.132** Behind **34.508**
 Best Time **1:28.904** Best Speed **85.036** On **4** Gp **c**

Lap	Elapsed Time	Lap Time	Lap Speed
1	1:36.389	1:36.389	78.432
2	3:06.240	1:29.851	84.139
3	4:36.314	1:30.074	83.931
4	6:05.218	1:28.904	85.036
5	7:35.837	1:30.619	83.426
6	9:06.120	1:30.283	83.737
7	10:36.768	1:30.648	83.400
8	12:07.514	1:30.746	83.309



SUPERSPORT

Race 9 - Cookstown District Council Supersport A

Saturday, 30 April 2011

DETAILED RESULT

Race Classification

13 16 John BURROWS

Total Time **12:07.571** Avg Speed **83.126** Behind **34.565**
 Best Time **1:29.625** Best Speed **84.351** On **5** Gp **b**

Lap	Elapsed Time	Lap Time	Lap Speed
1	1:36.806	1:36.806	78.094
2	3:07.014	1:30.208	83.806
3	4:37.321	1:30.307	83.714
4	6:07.170	1:29.849	84.141
5	7:36.795	1:29.625	84.351
6	9:07.250	1:30.455	83.577
7	10:37.675	1:30.425	83.605
8	12:07.571	1:29.896	84.097

14 71 Davy MORGAN

Total Time **12:13.929** Avg Speed **82.406** Behind **40.923**
 Best Time **1:29.912** Best Speed **84.082** On **5** Gp **b**

Lap	Elapsed Time	Lap Time	Lap Speed
1	1:38.598	1:38.598	76.675
2	3:09.169	1:30.571	83.470
3	4:39.710	1:30.541	83.498
4	6:10.351	1:30.641	83.406
5	7:40.263	1:29.912	84.082
6	9:11.185	1:30.922	83.148
7	10:42.080	1:30.895	83.173
8	12:13.929	1:31.849	82.309

15 97 Seamus ELLIOTT

Total Time **12:18.153** Avg Speed **81.934** Behind **45.147**
 Best Time **1:30.613** Best Speed **83.432** On **2** Gp **c**

Lap	Elapsed Time	Lap Time	Lap Speed
1	1:36.308	1:36.308	78.498
2	3:06.921	1:30.613	83.432
3	4:39.011	1:32.090	82.094
4	6:10.009	1:30.998	83.079
5	7:43.075	1:33.066	81.233
6	9:14.929	1:31.854	82.305
7	10:46.392	1:31.463	82.656
8	12:18.153	1:31.761	82.388

Race Classification

16 96 Andy FARRELL

Total Time **12:26.719** Avg Speed **80.994** Behind **53.713**
 Best Time **1:32.070** Best Speed **82.111** On **2** Gp **c**

Lap	Elapsed Time	Lap Time	Lap Speed
1	1:38.373	1:38.373	76.850
2	3:10.443	1:32.070	82.111
3	4:43.077	1:32.634	81.612
4	6:15.361	1:32.284	81.921
5	7:48.882	1:33.521	80.837
6	9:21.938	1:33.056	81.241
7	10:54.251	1:32.313	81.895
8	12:26.719	1:32.468	81.758

17 99 Andrew COURTNEY

Total Time **12:26.720** Avg Speed **80.994** Behind **53.714**
 Best Time **1:30.289** Best Speed **83.731** On **3** Gp **b**

Lap	Elapsed Time	Lap Time	Lap Speed
1	1:37.372	1:37.372	77.640
2	3:08.134	1:30.762	83.295
3	4:38.423	1:30.289	83.731
4	6:08.889	1:30.466	83.567
5	7:39.878	1:30.989	83.087
6	9:11.798	1:31.920	82.245
7	10:46.703	1:34.905	79.659
8	12:26.720	1:40.017	75.587

18 20 David LUMSDEN

Total Time **12:28.382** Avg Speed **80.814** Behind **55.376**
 Best Time **1:32.056** Best Speed **82.124** On **4** Gp **c**

Lap	Elapsed Time	Lap Time	Lap Speed
1	1:40.562	1:40.562	75.178
2	3:13.545	1:32.983	81.305
3	4:46.036	1:32.491	81.738
4	6:18.092	1:32.056	82.124
5	7:50.845	1:32.753	81.507
6	9:22.937	1:32.092	82.092
7	10:55.421	1:32.484	81.744
8	12:28.382	1:32.961	81.324





SUPERSPORT

Race 9 - Cookstown District Council Supersport A

Saturday, 30 April 2011

DETAILED RESULT

Race Classification

19 30 Wayne KENNEDY

Total Time **12:29.425** Avg Speed **80.702** Behind **56.419**
 Best Time **1:32.164** Best Speed **82.028** On **4** Gp **c**

Lap	Elapsed Time	Lap Time	Lap Speed
1	1:39.925	1:39.925	75.657
2	3:13.126	1:33.201	81.115
3	4:46.638	1:33.512	80.845
4	6:18.802	1:32.164	82.028
5	7:51.253	1:32.451	81.773
6	9:23.446	1:32.193	82.002
7	10:56.064	1:32.618	81.626
8	12:29.425	1:33.361	80.976

20 59 Coyles WRIGHT

Total Time **12:29.535** Avg Speed **80.690** Behind **56.529**
 Best Time **1:32.189** Best Speed **82.005** On **6** Gp **c**


Lap	Elapsed Time	Lap Time	Lap Speed
1	1:40.826	1:40.826	74.981
2	3:13.833	1:33.007	81.284
3	4:46.716	1:32.883	81.393
4	6:19.036	1:32.320	81.889
5	7:51.361	1:32.325	81.885
6	9:23.550	1:32.189	82.005
7	10:56.231	1:32.681	81.570
8	12:29.535	1:33.304	81.025

THE ROYAL HOTEL & BRAESIDE COOKSTOWN 100

SUPERSPORT


Race 9 - Cookstown District Council Supersport A

LAP CHART



1					3					5				
No	Name	G	Elapsed Time	Lap Time	No	Name	G	Elapsed Time	Lap Time	No	Name	G	Elapsed Time	Lap Time
77	Ryan FARQUHAR	a	1:31.162	1:31.162	77	Ryan FARQUHAR	a	4:24.330	1:26.511	77	Ryan FARQUHAR	a	7:16.066	1:25.824
7	Guy MARTIN	a	1:31.970	1:31.970	7	Guy MARTIN	a	4:24.834	1:26.014	7	Guy MARTIN	a	7:16.626	1:25.905
86	Cameron DONALD	a	1:32.518	1:32.518	86	Cameron DONALD	a	4:25.215	1:25.941	86	Cameron DONALD	a	7:16.874	1:25.915
38	Gary ROBINSON	b	1:33.955	1:33.955	3	Michael DUNLOP	a	4:28.081	1:26.032	3	Michael DUNLOP	a	7:18.684	1:25.240
82	Derek SHEILS	a	1:34.115	1:34.115	36	Michael PEARSON	a	4:30.043	1:28.300	36	Michael PEARSON	a	7:25.910	1:28.169
36	Michael PEARSON	a	1:34.401	1:34.401	82	Derek SHEILS	a	4:31.447	1:28.238	6	William DUNLOP	a	7:26.314	1:27.818
6	William DUNLOP	a	1:34.707	1:34.707	6	William DUNLOP	a	4:31.680	1:28.245	38	Gary ROBINSON	b	7:28.430	1:27.865
3	Michael DUNLOP	a	1:34.905	1:34.905	38	Gary ROBINSON	b	4:32.384	1:28.712	82	Derek SHEILS	a	7:28.811	1:28.294
65	Michael SWEENEY	b	1:36.009	1:36.009	150	William DAVISON	c	4:36.314	1:30.074	150	William DAVISON	c	7:35.837	1:30.619
13	Adrian ARCHIBALD	b	1:36.198	1:36.198	65	Michael SWEENEY	b	4:36.539	1:30.304	65	Michael SWEENEY	b	7:36.166	1:29.964
97	Seamus ELLIOTT	c	1:36.308	1:36.308	13	Adrian ARCHIBALD	b	4:36.641	1:30.259	13	Adrian ARCHIBALD	b	7:36.311	1:30.018
150	William DAVISON	c	1:36.389	1:36.389	16	John BURROWS	b	4:37.321	1:30.307	16	John BURROWS	b	7:36.795	1:29.625
16	John BURROWS	b	1:36.806	1:36.806	99	Andrew COURTNEY	b	4:38.423	1:30.289	128	Wayne HAMILTON	b	7:37.250	1:28.645
99	Andrew COURTNEY	b	1:37.372	1:37.372	128	Wayne HAMILTON	b	4:38.544	1:29.960	99	Andrew COURTNEY	b	7:39.878	1:30.989
128	Wayne HAMILTON	b	1:37.923	1:37.923	97	Seamus ELLIOTT	c	4:39.011	1:32.090	71	Davy MORGAN	b	7:40.263	1:29.912
96	Andy FARRELL	c	1:38.373	1:38.373	71	Davy MORGAN	b	4:39.710	1:30.541	97	Seamus ELLIOTT	c	7:43.075	1:33.066
71	Davy MORGAN	b	1:38.598	1:38.598	96	Andy FARRELL	c	4:43.077	1:32.634	96	Andy FARRELL	c	7:48.882	1:33.521
30	Wayne KENNEDY	c	1:39.925	1:39.925	20	David LUMSDEN	c	4:46.036	1:32.491	20	David LUMSDEN	c	7:50.845	1:32.753
20	David LUMSDEN	c	1:40.562	1:40.562	30	Wayne KENNEDY	c	4:46.638	1:33.512	30	Wayne KENNEDY	c	7:51.253	1:32.451
59	Coyles WRIGHT	c	1:40.826	1:40.826	59	Coyles WRIGHT	c	4:46.716	1:32.883	59	Coyles WRIGHT	c	7:51.361	1:32.325

2					4					6				
No	Name	G	Elapsed Time	Lap Time	No	Name	G	Elapsed Time	Lap Time	No	Name	G	Elapsed Time	Lap Time
77	Ryan FARQUHAR	a	2:57.819	1:26.657	77	Ryan FARQUHAR	a	5:50.242	1:25.912	77	Ryan FARQUHAR	a	8:41.872	1:25.806
7	Guy MARTIN	a	2:58.820	1:26.850	7	Guy MARTIN	a	5:50.721	1:25.887	7	Guy MARTIN	a	8:42.418	1:25.792
86	Cameron DONALD	a	2:59.274	1:26.756	86	Cameron DONALD	a	5:50.959	1:25.744	86	Cameron DONALD	a	8:42.574	1:25.700
36	Michael PEARSON	a	3:01.743	1:27.342	3	Michael DUNLOP	a	5:53.444	1:25.363	3	Michael DUNLOP	a	8:44.008	1:25.324
3	Michael DUNLOP	a	3:02.049	1:27.144	36	Michael PEARSON	a	5:57.741	1:27.698	36	Michael PEARSON	a	8:53.872	1:27.962
82	Derek SHEILS	a	3:03.209	1:29.094	6	William DUNLOP	a	5:58.496	1:26.816	6	William DUNLOP	a	8:54.079	1:27.765
6	William DUNLOP	a	3:03.435	1:28.728	82	Derek SHEILS	a	6:00.517	1:29.070	38	Gary ROBINSON	b	8:55.803	1:27.373
38	Gary ROBINSON	b	3:03.672	1:29.717	38	Gary ROBINSON	b	6:00.565	1:28.181	82	Derek SHEILS	a	8:57.144	1:28.333
65	Michael SWEENEY	b	3:06.235	1:30.226	150	William DAVISON	c	6:05.218	1:28.904	65	Michael SWEENEY	b	9:06.005	1:29.839
150	William DAVISON	c	3:06.240	1:29.851	65	Michael SWEENEY	b	6:06.202	1:29.663	13	Adrian ARCHIBALD	b	9:06.099	1:29.788
13	Adrian ARCHIBALD	b	3:06.382	1:30.184	13	Adrian ARCHIBALD	b	6:06.293	1:29.652	150	William DAVISON	c	9:06.120	1:30.283
97	Seamus ELLIOTT	c	3:06.921	1:30.613	16	John BURROWS	b	6:07.170	1:29.849	128	Wayne HAMILTON	b	9:06.426	1:29.176
16	John BURROWS	b	3:07.014	1:30.208	128	Wayne HAMILTON	b	6:08.605	1:30.061	16	John BURROWS	b	9:07.250	1:30.455
99	Andrew COURTNEY	b	3:08.134	1:30.762	99	Andrew COURTNEY	b	6:08.889	1:30.466	71	Davy MORGAN	b	9:11.185	1:30.922
128	Wayne HAMILTON	b	3:08.584	1:30.661	97	Seamus ELLIOTT	c	6:10.009	1:30.998	99	Andrew COURTNEY	b	9:11.798	1:31.920
71	Davy MORGAN	b	3:09.169	1:30.571	71	Davy MORGAN	b	6:10.351	1:30.641	97	Seamus ELLIOTT	c	9:14.929	1:31.854
96	Andy FARRELL	c	3:10.443	1:32.070	96	Andy FARRELL	c	6:15.361	1:32.284	96	Andy FARRELL	c	9:21.938	1:33.056
30	Wayne KENNEDY	c	3:13.126	1:33.201	20	David LUMSDEN	c	6:18.092	1:32.056	20	David LUMSDEN	c	9:22.937	1:32.092
20	David LUMSDEN	c	3:13.545	1:32.983	30	Wayne KENNEDY	c	6:18.802	1:32.164	30	Wayne KENNEDY	c	9:23.446	1:32.193
59	Coyles WRIGHT	c	3:13.833	1:33.007	59	Coyles WRIGHT	c	6:19.036	1:32.320	59	Coyles WRIGHT	c	9:23.550	1:32.189



SUPERSPORT

Race 9 - Cookstown District Council Supersport A

LAP CHART

7

No	Name	G	Elapsed Time	Lap Time
77	Ryan FARQUHAR	a	10:07.295	1:25.423
7	Guy MARTIN	a	10:07.869	1:25.451
86	Cameron DONALD	a	10:08.033	1:25.459
3	Michael DUNLOP	a	10:09.169	1:25.161
36	Michael PEARSON	a	10:21.759	1:27.887
6	William DUNLOP	a	10:22.034	1:27.955
38	Gary ROBINSON	b	10:23.293	1:27.490
82	Derek SHEILS	a	10:25.049	1:27.905
128	Wayne HAMILTON	b	10:35.537	1:29.111
65	Michael SWEENEY	b	10:36.276	1:30.271
13	Adrian ARCHIBALD	b	10:36.415	1:30.316
150	William DAVISON	c	10:36.768	1:30.648
16	John BURROWS	b	10:37.675	1:30.425
71	Davy MORGAN	b	10:42.080	1:30.895
97	Seamus ELLIOTT	c	10:46.392	1:31.463
99	Andrew COURTNEY	b	10:46.703	1:34.905
96	Andy FARRELL	c	10:54.251	1:32.313
20	David LUMSDEN	c	10:55.421	1:32.484
30	Wayne KENNEDY	c	10:56.064	1:32.618
59	Coyles WRIGHT	c	10:56.231	1:32.681

8

No	Name	G	Elapsed Time	Lap Time
77	Ryan FARQUHAR	a	11:33.006	1:25.711
86	Cameron DONALD	a	11:33.181	1:25.148
7	Guy MARTIN	a	11:33.521	1:25.652
3	Michael DUNLOP	a	11:33.952	1:24.783
36	Michael PEARSON	a	11:50.139	1:28.380
6	William DUNLOP	a	11:50.657	1:28.623
38	Gary ROBINSON	b	11:51.205	1:27.912
82	Derek SHEILS	a	11:52.825	1:27.776
128	Wayne HAMILTON	b	12:05.777	1:30.240
13	Adrian ARCHIBALD	b	12:06.002	1:29.587
65	Michael SWEENEY	b	12:06.454	1:30.178
150	William DAVISON	c	12:07.514	1:30.746
16	John BURROWS	b	12:07.571	1:29.896
71	Davy MORGAN	b	12:13.929	1:31.849
97	Seamus ELLIOTT	c	12:18.153	1:31.761
96	Andy FARRELL	c	12:26.719	1:32.468
99	Andrew COURTNEY	b	12:26.720	1:40.017
20	David LUMSDEN	c	12:28.382	1:32.961
30	Wayne KENNEDY	c	12:29.425	1:33.361
59	Coyles WRIGHT	c	12:29.535	1:33.304

THE ROYAL HOTEL & BRAESIDE COOKSTOWN 100

SUPERSPORT

Race 10 - Clinton Enterprises Supersport B

Saturday, 30 April 2011




Pos	Class	No	Name	Machine / Sponsor	Gp	Laps	Total Time	Behind	Speed	-----Best Lap-----		
										Time	Speed	On
Race Classification												
1	SSPR	25	Ivan SHANLEY	Yamaha - Ty-Rock	b	6	9:13.417		81.964	1:30.143	83.867	5
2	SSPR	24	Craig SHIRLAW	Kawasaki - Shirlaws Motorcycles	b	6	9:22.452	9.035	80.647	1:32.024	82.152	4
3	SSPR	27	James McCANN	Yamaha - Inver Tool Hire	a	6	9:23.331	9.914	80.521	1:32.626	81.619	3
4	SSPR	73	Derek COSTELLO	Yamaha	a	6	9:31.571	18.154	79.360	1:33.825	80.576	3
5	SSPR	93	Paul CRANSTON	Honda - Loughrin Racing	a	6	9:32.040	18.623	79.295	1:32.740	81.518	3
6	SSPR	52	Andrew BROWN	Triumph 675 - Freeway Lift Services	a	6	9:32.129	18.712	79.283	1:33.769	80.624	3
7	SSPR	26	Dennis BOOTH	Yamaha	a	6	9:32.458	19.041	79.237	1:33.439	80.908	3
8	SSPR	80	Phill ARCHER	Triumph 675	a	6	9:33.310	19.893	79.119	1:34.192	80.262	3
9	SSPR	49	William COWDEN	Suzuki - PRF Racing	b	6	9:37.379	23.962	78.562	1:34.143	80.303	6
10	SSPR	116	Robbie LYALL	Yamaha - Fatspanner	b	6	9:40.420	27.003	78.150	1:34.737	79.800	5
11	SSPR	11	Callum LAIDLAW	Yamaha	b	6	9:41.270	27.853	78.036	1:34.739	79.798	5
12	SSPR	5	Paul LENNON	Kawasaki	b	6	9:51.052	37.635	76.745	1:37.153	77.815	5
13	SSPR	41	Nige REA	Yamaha 600	b	6	9:57.807	44.390	75.877	1:37.374	77.639	2
14	SSPR	4	Sam DUNLOP	Yamaha - Crossan Motorcycles	c	6	10:08.012	54.595	74.604	1:39.607	75.898	5
15	SSPR	58	Chris BARTON	Honda - BB Racing	c	6	10:10.903	57.486	74.251	1:38.048	77.105	5
16	SSPR	199	Ryan MYLER	Yamaha - Close Print Finance	c	6	10:19.624	1:06.207	73.206	1:38.125	77.045	5
17	SSPR	42	Dylan SCOTT	Yamaha	c	6	10:19.873	1:06.456	73.176	1:41.817	74.251	3
18	SSPR	12	Alan JACKSON	Moriwaki MD - W A Corless / Jackson	c	6	10:20.536	1:07.119	73.098	1:41.797	74.265	5

Fastest Lap

SSPR	25	Ivan SHANLEY	Yamaha - Ty-Rock	b						1:30.143	83.867	5
------	----	--------------	------------------	---	--	--	--	--	--	----------	--------	---

These Results are provisional and are subject to ratification by the Stewards of the Meeting.

Track	Orritor	Signed		Organising Club	Cookstown & District MCC
Length(miles)	2.1000		Chief Timekeeper	Warmup Started	
Weather	Sunny, 22°C, 29%RH			Race Started	15:24:04.361
Track	Dry, 26°C	Issued At:	15:35:24	Gp Time Diff - b	10.22 / c 21.81



MCUI
Ulster Centre
Timing
www.elaps-timing.com



Powered by
e-Laps II
© 2008
Walter Marks



SUPERSPORT

Race 10 - Clinton Enterprises Supersport B

Saturday, 30 April 2011

DETAILED RESULT

Race Classification

1	25 Ivan SHANLEY
Total Time	9:13.417 Avg Speed 81.964 Behind
Best Time	1:30.143 Best Speed 83.867 On 5 Gp b
Lap	Elapsed Time Lap Time Lap Speed
1	1:37.807 1:37.807 77.295
2	3:08.178 1:30.371 83.655
3	4:39.959 1:31.781 82.370
4	6:12.565 1:32.606 81.636
5	7:42.708 1:30.143 83.867
6	9:13.417 1:30.709 83.343

2	24 Craig SHIRLAW
Total Time	9:22.452 Avg Speed 80.647 Behind 9.035
Best Time	1:32.024 Best Speed 82.152 On 4 Gp b
Lap	Elapsed Time Lap Time Lap Speed
1	1:37.438 1:37.438 77.588
2	3:10.427 1:32.989 81.300
3	4:42.849 1:32.422 81.799
4	6:14.873 1:32.024 82.152
5	7:48.723 1:33.850 80.554
6	9:22.452 1:33.729 80.658

3	27 James McCANN
Total Time	9:23.331 Avg Speed 80.521 Behind 9.914
Best Time	1:32.626 Best Speed 81.619 On 3 Gp a
Lap	Elapsed Time Lap Time Lap Speed
1	1:38.045 1:38.045 77.107
2	3:11.170 1:33.125 81.181
3	4:43.796 1:32.626 81.619
4	6:17.263 1:33.467 80.884
5	7:50.592 1:33.329 81.004
6	9:23.331 1:32.739 81.519

4	73 Derek COSTELLO
Total Time	9:31.571 Avg Speed 79.360 Behind 18.154
Best Time	1:33.825 Best Speed 80.576 On 3 Gp a
Lap	Elapsed Time Lap Time Lap Speed
1	1:39.712 1:39.712 75.818
2	3:13.800 1:34.088 80.350
3	4:47.625 1:33.825 80.576
4	6:22.082 1:34.457 80.036
5	7:57.656 1:35.574 79.101
6	9:31.571 1:33.915 80.498

Race Classification

5	93 Paul CRANSTON
Total Time	9:32.040 Avg Speed 79.295 Behind 18.623
Best Time	1:32.740 Best Speed 81.518 On 3 Gp a
Lap	Elapsed Time Lap Time Lap Speed
1	1:41.078 1:41.078 74.794
2	3:15.167 1:34.089 80.349
3	4:47.907 1:32.740 81.518
4	6:22.181 1:34.274 80.192
5	7:57.765 1:35.584 79.093
6	9:32.040 1:34.275 80.191

6	52 Andrew BROWN
Total Time	9:32.129 Avg Speed 79.283 Behind 18.712
Best Time	1:33.769 Best Speed 80.624 On 3 Gp a
Lap	Elapsed Time Lap Time Lap Speed
1	1:39.935 1:39.935 75.649
2	3:14.004 1:34.069 80.367
3	4:47.773 1:33.769 80.624
4	6:22.623 1:34.850 79.705
5	7:57.934 1:35.311 79.319
6	9:32.129 1:34.195 80.259

7	26 Dennis BOOTH
Total Time	9:32.458 Avg Speed 79.237 Behind 19.041
Best Time	1:33.439 Best Speed 80.908 On 3 Gp a
Lap	Elapsed Time Lap Time Lap Speed
1	1:41.943 1:41.943 74.159
2	3:16.310 1:34.367 80.113
3	4:49.749 1:33.439 80.908
4	6:23.831 1:34.082 80.355
5	7:58.255 1:34.424 80.064
6	9:32.458 1:34.203 80.252

8	80 Phill ARCHER
Total Time	9:33.310 Avg Speed 79.119 Behind 19.893
Best Time	1:34.192 Best Speed 80.262 On 3 Gp a
Lap	Elapsed Time Lap Time Lap Speed
1	1:40.916 1:40.916 74.914
2	3:15.122 1:34.206 80.250
3	4:49.314 1:34.192 80.262
4	6:24.381 1:35.067 79.523
5	7:58.782 1:34.401 80.084
6	9:33.310 1:34.528 79.976



MCUI
Ulster Centre
Timing
www.elaps-timing.com



Powered by
e-Laps II
© 2008
Walter Marks



SUPERSPORT

Race 10 - Clinton Enterprises Supersport B

Saturday, 30 April 2011

DETAILED RESULT

Race Classification

9 **49 William COWDEN**
 Total Time **9:37.379** Avg Speed **78.562** Behind **23.962**
 Best Time **1:34.143** Best Speed **80.303** On **6** Gp **b**

Lap	Elapsed Time	Lap Time	Lap Speed
1	1:41.400	1:41.400	74.556
2	3:18.313	1:36.913	78.008
3	4:53.665	1:35.352	79.285
4	6:27.871	1:34.206	80.250
5	8:03.236	1:35.365	79.274
6	9:37.379	1:34.143	80.303

10 **116 Robbie LYALL**

Total Time **9:40.420** Avg Speed **78.150** Behind **27.003**
 Best Time **1:34.737** Best Speed **79.800** On **5** Gp **b**

Lap	Elapsed Time	Lap Time	Lap Speed
1	1:42.358	1:42.358	73.858
2	3:19.764	1:37.406	77.613
3	4:55.352	1:35.588	79.089
4	6:30.820	1:35.468	79.189
5	8:05.557	1:34.737	79.800
6	9:40.420	1:34.863	79.694

11 **11 Callum LAIDLAW**

Total Time **9:41.270** Avg Speed **78.036** Behind **27.853**
 Best Time **1:34.739** Best Speed **79.798** On **5** Gp **b**

Lap	Elapsed Time	Lap Time	Lap Speed
1	1:41.734	1:41.734	74.311
2	3:17.633	1:35.899	78.833
3	4:54.407	1:36.774	78.120
4	6:30.677	1:36.270	78.529
5	8:05.416	1:34.739	79.798
6	9:41.270	1:35.854	78.870

12 **5 Paul LENNON**

Total Time **9:51.052** Avg Speed **76.745** Behind **37.635**
 Best Time **1:37.153** Best Speed **77.815** On **5** Gp **b**

Lap	Elapsed Time	Lap Time	Lap Speed
1	1:43.105	1:43.105	73.323
2	3:20.898	1:37.793	77.306
3	4:58.217	1:37.319	77.683
4	6:35.817	1:37.600	77.459
5	8:12.970	1:37.153	77.815
6	9:51.052	1:38.082	77.078

Race Classification

13 **41 Nige REA**
 Total Time **9:57.807** Avg Speed **75.877** Behind **44.390**
 Best Time **1:37.374** Best Speed **77.639** On **2** Gp **b**

Lap	Elapsed Time	Lap Time	Lap Speed
1	1:44.274	1:44.274	72.501
2	3:21.648	1:37.374	77.639
3	4:59.669	1:38.021	77.126
4	6:39.444	1:39.775	75.770
5	8:18.462	1:39.018	76.350
6	9:57.807	1:39.345	76.098

14 **4 Sam DUNLOP**

Total Time **10:08.012** Avg Speed **74.604** Behind **54.595**
 Best Time **1:39.607** Best Speed **75.898** On **5** Gp **c**

Lap	Elapsed Time	Lap Time	Lap Speed
1	1:46.416	1:46.416	71.042
2	3:27.364	1:40.948	74.890
3	5:08.066	1:40.702	75.073
4	6:48.587	1:40.521	75.208
5	8:28.194	1:39.607	75.898
6	10:08.012	1:39.818	75.738

15 **58 Chris BARTON**

Total Time **10:10.903** Avg Speed **74.251** Behind **57.486**
 Best Time **1:38.048** Best Speed **77.105** On **5** Gp **c**

Lap	Elapsed Time	Lap Time	Lap Speed
1	1:49.256	1:49.256	69.195
2	3:31.166	1:41.910	74.183
3	5:12.597	1:41.431	74.533
4	6:54.493	1:41.896	74.193
5	8:32.541	1:38.048	77.105
6	10:10.903	1:38.362	76.859

16 **199 Ryan MYLER**

Total Time **10:19.624** Avg Speed **73.206** Behind **1:06.207**
 Best Time **1:38.125** Best Speed **77.045** On **5** Gp **c**

Lap	Elapsed Time	Lap Time	Lap Speed
1	1:50.915	1:50.915	68.160
2	3:31.290	1:40.375	75.318
3	5:12.819	1:41.529	74.461
4	6:54.696	1:41.877	74.207
5	8:32.821	1:38.125	77.045
6	10:19.624	1:46.803	70.785





SUPERSPORT

Race 10 - Clinton Enterprises Supersport B

Saturday, 30 April 2011

DETAILED RESULT

Race Classification

17 42 Dylan SCOTT

Total Time **10:19.873** Avg Speed **73.176** Behind **1:06.456**
 Best Time **1:41.817** Best Speed **74.251** On **3** Gp **c**

Lap	Elapsed Time	Lap Time	Lap Speed
1	1:48.015	1:48.015	69.990
2	3:30.535	1:42.520	73.742
3	5:12.352	1:41.817	74.251
4	6:54.311	1:41.959	74.147
5	8:36.868	1:42.557	73.715
6	10:19.873	1:43.005	73.394

18 12 Alan JACKSON

Total Time **10:20.536** Avg Speed **73.098** Behind **1:07.119**
 Best Time **1:41.797** Best Speed **74.265** On **5** Gp **c**


Lap	Elapsed Time	Lap Time	Lap Speed
1	1:49.014	1:49.014	69.349
2	3:30.907	1:41.893	74.195
3	5:13.707	1:42.800	73.541
4	6:55.516	1:41.809	74.257
5	8:37.313	1:41.797	74.265
6	10:20.536	1:43.223	73.239

THE ROYAL HOTEL & BRAESIDE COOKSTOWN 100

SUPERSPORT

Race 10 - Clinton Enterprises Supersport B

LAP CHART



1					3					5				
No	Name	G	Elapsed Time	Lap Time	No	Name	G	Elapsed Time	Lap Time	No	Name	G	Elapsed Time	Lap Time
24	Craig SHIRLAW	b	1:37.438	1:37.438	25	Ivan SHANLEY	b	4:39.959	1:31.781	25	Ivan SHANLEY	b	7:42.708	1:30.143
25	Ivan SHANLEY	b	1:37.807	1:37.807	24	Craig SHIRLAW	b	4:42.849	1:32.422	24	Craig SHIRLAW	b	7:48.723	1:33.850
27	James McCANN	a	1:38.045	1:38.045	27	James McCANN	a	4:43.796	1:32.626	27	James McCANN	a	7:50.592	1:33.329
73	Derek COSTELLO	a	1:39.712	1:39.712	73	Derek COSTELLO	a	4:47.625	1:33.825	73	Derek COSTELLO	a	7:57.656	1:35.574
52	Andrew BROWN	a	1:39.935	1:39.935	52	Andrew BROWN	a	4:47.773	1:33.769	93	Paul CRANSTON	a	7:57.765	1:35.584
80	Phill ARCHER	a	1:40.916	1:40.916	93	Paul CRANSTON	a	4:47.907	1:32.740	52	Andrew BROWN	a	7:57.934	1:35.311
93	Paul CRANSTON	a	1:41.078	1:41.078	80	Phill ARCHER	a	4:49.314	1:34.192	26	Dennis BOOTH	a	7:58.255	1:34.424
49	William COWDEN	b	1:41.400	1:41.400	26	Dennis BOOTH	a	4:49.749	1:33.439	80	Phill ARCHER	a	7:58.782	1:34.401
11	Callum LAIDLAW	b	1:41.734	1:41.734	49	William COWDEN	b	4:53.665	1:35.352	49	William COWDEN	b	8:03.236	1:35.365
26	Dennis BOOTH	a	1:41.943	1:41.943	11	Callum LAIDLAW	b	4:54.407	1:36.774	11	Callum LAIDLAW	b	8:05.416	1:34.739
116	Robbie LYALL	b	1:42.358	1:42.358	116	Robbie LYALL	b	4:55.352	1:35.588	116	Robbie LYALL	b	8:05.557	1:34.737
5	Paul LENNON	b	1:43.105	1:43.105	5	Paul LENNON	b	4:58.217	1:37.319	5	Paul LENNON	b	8:12.970	1:37.153
41	Nige REA	b	1:44.274	1:44.274	41	Nige REA	b	4:59.669	1:38.021	41	Nige REA	b	8:18.462	1:39.018
4	Sam DUNLOP	c	1:46.416	1:46.416	4	Sam DUNLOP	c	5:08.066	1:40.702	4	Sam DUNLOP	c	8:28.194	1:39.607
42	Dylan SCOTT	c	1:48.015	1:48.015	42	Dylan SCOTT	c	5:12.352	1:41.817	58	Chris BARTON	c	8:32.541	1:38.048
12	Alan JACKSON	c	1:49.014	1:49.014	58	Chris BARTON	c	5:12.597	1:41.431	199	Ryan MYLER	c	8:32.821	1:38.125
58	Chris BARTON	c	1:49.256	1:49.256	199	Ryan MYLER	c	5:12.819	1:41.529	42	Dylan SCOTT	c	8:36.868	1:42.557
199	Ryan MYLER	c	1:50.915	1:50.915	12	Alan JACKSON	c	5:13.707	1:42.800	12	Alan JACKSON	c	8:37.313	1:41.797

2					4					6				
No	Name	G	Elapsed Time	Lap Time	No	Name	G	Elapsed Time	Lap Time	No	Name	G	Elapsed Time	Lap Time
25	Ivan SHANLEY	b	3:08.178	1:30.371	25	Ivan SHANLEY	b	6:12.565	1:32.606	25	Ivan SHANLEY	b	9:13.417	1:30.709
24	Craig SHIRLAW	b	3:10.427	1:32.989	24	Craig SHIRLAW	b	6:14.873	1:32.024	24	Craig SHIRLAW	b	9:22.452	1:33.729
27	James McCANN	a	3:11.170	1:33.125	27	James McCANN	a	6:17.263	1:33.467	27	James McCANN	a	9:23.331	1:32.739
73	Derek COSTELLO	a	3:13.800	1:34.088	73	Derek COSTELLO	a	6:22.082	1:34.457	73	Derek COSTELLO	a	9:31.571	1:33.915
52	Andrew BROWN	a	3:14.004	1:34.069	93	Paul CRANSTON	a	6:22.181	1:34.274	93	Paul CRANSTON	a	9:32.040	1:34.275
80	Phill ARCHER	a	3:15.122	1:34.206	52	Andrew BROWN	a	6:22.623	1:34.850	52	Andrew BROWN	a	9:32.129	1:34.195
93	Paul CRANSTON	a	3:15.167	1:34.089	26	Dennis BOOTH	a	6:23.831	1:34.082	26	Dennis BOOTH	a	9:32.458	1:34.203
26	Dennis BOOTH	a	3:16.310	1:34.367	80	Phill ARCHER	a	6:24.381	1:35.067	80	Phill ARCHER	a	9:33.310	1:34.528
11	Callum LAIDLAW	b	3:17.633	1:35.899	49	William COWDEN	b	6:27.871	1:34.206	49	William COWDEN	b	9:37.379	1:34.143
49	William COWDEN	b	3:18.313	1:36.913	11	Callum LAIDLAW	b	6:30.677	1:36.270	116	Robbie LYALL	b	9:40.420	1:34.863
116	Robbie LYALL	b	3:19.764	1:37.406	116	Robbie LYALL	b	6:30.820	1:35.468	11	Callum LAIDLAW	b	9:41.270	1:35.854
5	Paul LENNON	b	3:20.898	1:37.793	5	Paul LENNON	b	6:35.817	1:37.600	5	Paul LENNON	b	9:51.052	1:38.082
41	Nige REA	b	3:21.648	1:37.374	41	Nige REA	b	6:39.444	1:39.775	41	Nige REA	b	9:57.807	1:39.345
4	Sam DUNLOP	c	3:27.364	1:40.948	4	Sam DUNLOP	c	6:48.587	1:40.521	4	Sam DUNLOP	c	10:08.012	1:39.818
42	Dylan SCOTT	c	3:30.535	1:42.520	42	Dylan SCOTT	c	6:54.311	1:41.959	58	Chris BARTON	c	10:10.903	1:38.362
12	Alan JACKSON	c	3:30.907	1:41.893	58	Chris BARTON	c	6:54.493	1:41.896	199	Ryan MYLER	c	10:19.624	1:46.803
58	Chris BARTON	c	3:31.166	1:41.910	199	Ryan MYLER	c	6:54.696	1:41.877	42	Dylan SCOTT	c	10:19.873	1:43.005
199	Ryan MYLER	c	3:31.290	1:40.375	12	Alan JACKSON	c	6:55.516	1:41.809	12	Alan JACKSON	c	10:20.536	1:43.223

IRISH ROAD RACE SUPERSPORT (subject to confirmation)

2011

					#1	
Pos	No.	Name	Total	Diff	Gap	R9
1	77	Ryan FARQUHAR	25	0	0	25
2	86	Cameron DONALD	20	5	5	20
3	7	Guy MARTIN	16	9	4	16
4	3	Michael DUNLOP	13	12	3	13
5	36	Michael PEARSON	11	14	2	11
6	6	William DUNLOP	10	15	1	10
7	38	Gary ROBINSON	9	16	1	9
8	82	Derek SHEILS	8	17	1	8
9	128	Wayne HAMILTON	7	18	1	7
10	13	Adrian ARCHIBALD	6	19	1	6
11	65	Michael SWEENEY	5	20	1	5
12	150	William DAVISON	4	21	1	4
13	16	John BURROWS	3	22	1	3
14	71	Davy MORGAN	2	23	1	2
15	97	Seamus ELLIOTT	1	24	1	1

Event Legend

#1 29/04/2011 ROYAL HOTEL & BRAESIDE COOKSTOWN 100

Championship Standings of ULSTER ROAD RACE SUPERSPORT (subject to confirmation) Printed: 30/04/2011 15:16:54

ULSTER ROAD RACE SUPERSPORT (subject to confirmation)

2011

					#1	
Pos	No.	Name	Total	Diff	Gap	R9
1	77	Ryan FARQUHAR	25	0	0	25
2	86	Cameron DONALD	20	5	5	20
3	7	Guy MARTIN	16	9	4	16
4	3	Michael DUNLOP	13	12	3	13
5	36	Michael PEARSON	11	14	2	11
6	6	William DUNLOP	10	15	1	10
7	38	Gary ROBINSON	9	16	1	9
8	82	Derek SHEILS	8	17	1	8
9	128	Wayne HAMILTON	7	18	1	7
10	13	Adrian ARCHIBALD	6	19	1	6
11	65	Michael SWEENEY	5	20	1	5
12	150	William DAVISON	4	21	1	4
13	16	John BURROWS	3	22	1	3
14	71	Davy MORGAN	2	23	1	2
15	97	Seamus ELLIOTT	1	24	1	1

Event Legend

#1 29/04/2011 ROYAL HOTEL & BRAESIDE COOKSTOWN 100