



Royal Hotel

& BRAESIDE


COOKSTOWN 100

Friday 29th & Saturday 30th April 2011

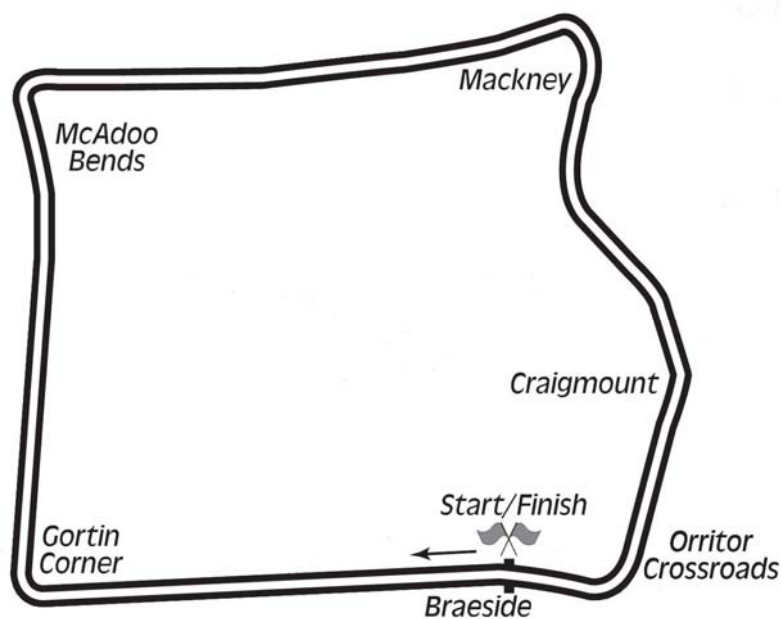
promoted by Cookstown & District MCC
www.cookstown100.com

**Hayes Fuels**
...for the future

SUPERSPORT 400



Orritor Circuit 2.1 miles



LAP RECORDS

Class	Rider	Machine	m s	mph	Year
125cc	William Dunlop	Honda	1 34.755	79.785	2010
Moto 450	to be established				
250cc	William Dunlop	Honda	1 29.658	84.320	2009
Supersport 400	Ryan Farquhar	Kawasaki	1 36.97	77.962	2003
Supertwins	Ryan Farquhar	Kawasaki 650	1 32.665	81.584	2010
Supersport	Keith Amor	Honda	1 25.144	88.791	2009
Open 1000cc	Ryan Farquhar	Kawasaki	1 23.250	90.811	2010
Senior Support	Gary Robinson	Yamaha 600	1 29.956	84.041	2007
Junior Support	Michael Dunlop	Yamaha 250	1 36.181	78.602	2006
Classic 1000cc	Wattie Brown	Norton 920	1 40.273	75.394	2006
Classic 500cc	Neill McWhirter	Norton	1 41.491	74.489	2010
Classic 350cc	Paul Coward	Honda	1 43.421	73.099	2004
Classic 250cc	Geoff McMullan	Suzuki	1 47.294	70.461	2006

MOST WINS at COOKSTOWN 100

Ryan Farquhar	17	1996 - 10
Ray McCullough	14	1967 - 79
Joey Dunlop	11	1977 - 98
Robert Dunlop	11	1985 - 08
Phillip McCallen	10	1987 - 96
Courtney Junk	8	1974 - 83
Mervyn Elwood	8	1987 - 97

ALL TIME IRISH ROAD RACE WINNERS (after Killalane 2010)

Most Wins at All Irish Road Race Meetings

1. Joey Dunlop	156	1971-00
2. Ryan Farquhar	155	1995-10
3. Robert Dunlop	135	1980-08
4. Ray McCullough	109	1960-82
Phillip McCallen	109	1987-99

Most Wins at Irish National Road Race Meetings

1. Ryan Farquhar	145	1995-10
2. Joey Dunlop	119	1971-00
3. Robert Dunlop	111	1980-08
4. Ray McCullough	99	1960-82
5. Phillip McCallen	84	1987-99

THE ROYAL HOTEL & BRAESIDE COOKSTOWN 100

SUPERSPORT 400 & MOTO 450


Qualifying

Friday, 29 April 2011



Pos	Class	No	Name	Machine / Sponsor	----- Best Lap -----			On	Laps
					Time	Behind	Speed		
Qualifying Classification									
1	M450	77	Ryan FARQUHAR	Kawasaki 450 - KMR / BA Components	1:36.889		78.027	3	4
2	400R	96	Andy FARRELL	Kawasaki 400 - Farrelly Racing	1:37.065	0.176	77.886	3	4
3	M450	24	Craig SHIRLAW	Kawasaki 450 - Shirlaws Motorcycles	1:39.910	3.021	75.668	4	4
4	400R	116	Robbie LYALL	Kawasaki 400 - Fatspanner	1:40.211	3.322	75.441	3	4
5	400R	27	James McCANN	Yamaha 400 - P.K. Racing	1:40.758	3.869	75.031	3	4
6	M450	35	Trevor FERGUSON	Yamaha 450	1:41.012	4.123	74.843	4	4
7	400R	73	Derek COSTELLO	Honda 400	1:41.394	4.505	74.561	3	4
8	400R	44	Mick JORDAN	Honda 400	1:42.092	5.203	74.051	4	4
9	400R	18	Vic ALLAN	Kawasaki 400	1:44.959	8.070	72.028	4	4
10	400R	21	Dave JONES	Kawasaki 400	1:45.279	8.390	71.809	4	4
11	400R	14	Jeff WARD	Honda 400	1:45.641	8.752	71.563	3	4
12	M450	38	Darren GILPIN	Honda 450	1:46.159	9.270	71.214	3	4
13	M450	8	Anthony McCOLGAN	KTM 450	1:46.234	9.345	71.164	4	4
14	400R	13	Paul MAGUIRE	Kawasaki 400 - SP	1:47.723	10.834	70.180	2	4
15	400R	134	Robert McMULLEN	Kawasaki 400	1:51.366	14.477	67.884	4	4
16	400R	94	Stuart ROBB	Honda 400	1:54.106	17.217	66.254	4	4

These Results are provisional and are subject to ratification by the Stewards of the Meeting.

Track	Orritor	Signed		Organising Club	Cookstown & District MCC
Length(miles)	2.1000		Chief Timekeeper	Qualifying Started	19:16:23.506
Weather	Sunny, 18°C, 67%RH	Issued At:	19:28:11		
Track	Dry, 15°C				



MCUI
Ulster Centre
Timing
www.elaps-timing.com



Powered by
e-Laps II
© 2008
Walter Marks

THE ROYAL HOTEL & BRAESIDE COOKSTOWN 100

SUPERSPORT 400 & MOTO 450

Qualifying

Friday, 29 April 2011

DETAILED RESULT

Supersport



Qualifying Classification

Position

2 **96 Andy FARRELL**

Behind **0.176**

Best Time **1:37.065** Best Speed **77.886** On **3** Gp **a**

Lap	Elapsed Time	Lap Time	Lap Speed
1	2:08.487	2:08.487	58.839
2	3:47.700	1:39.213	76.200
3	5:24.765	1:37.065	77.886
4	7:03.724	1:38.959	76.395

4 **116 Robbie LYALL**

Behind **3.322**

Best Time **1:40.211** Best Speed **75.441** On **3** Gp **a**

Lap	Elapsed Time	Lap Time	Lap Speed
1	2:20.882	2:20.882	53.662
2	4:03.826	1:42.944	73.438
3	5:44.037	1:40.211	75.441
4	7:25.008	1:40.971	74.873

5 **27 James McCANN**

Behind **3.869**

Best Time **1:40.758** Best Speed **75.031** On **3** Gp **a**

Lap	Elapsed Time	Lap Time	Lap Speed
1	1:49.569	1:49.569	68.998
2	3:32.059	1:42.490	73.763
3	5:12.817	1:40.758	75.031
4	6:53.663	1:40.846	74.966

7 **73 Derek COSTELLO**

Behind **4.505**

Best Time **1:41.394** Best Speed **74.561** On **3** Gp **a**

Lap	Elapsed Time	Lap Time	Lap Speed
1	2:20.506	2:20.506	53.806
2	4:01.920	1:41.414	74.546
3	5:43.314	1:41.394	74.561
4	7:24.880	1:41.566	74.434

8 **44 Mick JORDAN**

Behind **5.203**

Best Time **1:42.092** Best Speed **74.051** On **4** Gp **a**

Lap	Elapsed Time	Lap Time	Lap Speed
1	2:09.627	2:09.627	58.321
2	3:51.898	1:42.271	73.921
3	5:35.304	1:43.406	73.110
4	7:17.396	1:42.092	74.051

Supersport

Qualifying Classification

Position

9 **18 Vic ALLAN**

Behind **8.070**

Best Time **1:44.959** Best Speed **72.028** On **4** Gp **a**

Lap	Elapsed Time	Lap Time	Lap Speed
1	1:45.371	1:45.371	71.746
2	3:31.360	1:45.989	71.328
3	5:17.030	1:45.670	71.543
4	7:01.989	1:44.959	72.028

10 **21 Dave JONES**

Behind **8.390**

Best Time **1:45.279** Best Speed **71.809** On **4** Gp **a**

Lap	Elapsed Time	Lap Time	Lap Speed
1	1:50.355	1:50.355	68.506
2	3:37.171	1:46.816	70.776
3	5:22.742	1:45.571	71.611
4	7:08.021	1:45.279	71.809

11 **14 Jeff WARD**

Behind **8.752**

Best Time **1:45.641** Best Speed **71.563** On **3** Gp **a**

Lap	Elapsed Time	Lap Time	Lap Speed
1	1:50.033	1:50.033	68.707
2	3:36.759	1:46.726	70.836
3	5:22.400	1:45.641	71.563
4	7:09.985	1:47.585	70.270

14 **13 Paul MAGUIRE**

Behind **10.834**

Best Time **1:47.723** Best Speed **70.180** On **2** Gp **a**

Lap	Elapsed Time	Lap Time	Lap Speed
1	2:18.172	2:18.172	54.714
2	4:05.895	1:47.723	70.180
3	5:53.623	1:47.728	70.177
4	7:41.806	1:48.183	69.882

15 **134 Robert McMULLEN**

Behind **14.477**

Best Time **1:51.366** Best Speed **67.884** On **4** Gp **a**

Lap	Elapsed Time	Lap Time	Lap Speed
1	2:29.627	2:29.627	50.526
2	4:22.135	1:52.508	67.195
3	6:15.095	1:52.960	66.926
4	8:06.461	1:51.366	67.884



THE ROYAL HOTEL & BRAESIDE COOKSTOWN 100

SUPERSPORT 400 & MOTO 450

Qualifying

Friday, 29 April 2011

DETAILED RESULT

Supersport



Qualifying Classification

Position

16 94 Stuart ROBB

Behind 17.217

Best Time 1:54.106 Best Speed 66.254 On 4 Gp a

Lap	Elapsed Time	Lap Time	Lap Speed
1	2:25.165	2:25.165	52.079
2	4:20.156	1:54.991	65.744
3	6:14.469	1:54.313	66.134
4	8:08.575	1:54.106	66.254

ROYAL HOTEL & BRAESIDE COOKSTOWN 100

SUPERSPORT 400 & MOTO 450

Orritor 2.100 Miles

R6: Hayes Fuels Supersport 400 & Moto 450 Race


30/04/2011 11:50

Race (8 Laps)

Race 6 - 450 & 400

10	134	94	
	28	29	
9 C	14	81	13
	25	26	27
8		23	24
	22		
7	21		
	19	20	21
6 B	73	44	18
	16	17	18
5	96	116	27
	13	14	15
4			
	10	11	12
3			9
	7	8	
2 A	38	8	
	4	5	6
1	77	24	35
	1	2	3

POLE POSITION



Provisional result subject to confirmation by the Stewards of the Meeting

Orbits

Promoted by Cookstown & District MCC

www.amb-it.com

MCUI (Ulster Centre) Timing

www.mylaps.com

www.elaps-timing.com

Licensed to: MCUI

THE ROYAL HOTEL & BRAESIDE COOKSTOWN 100

SUPERSPORT 400 & MOTO 450

Race 6 - Hayes Fuels Supersport 400 & Moto 450

Saturday, 30 April 2011



Supersport 400

Pos	Class	No	Name	Machine / Sponsor	Gp	Laps	Total Time	Behind	Speed	-----Best Lap-----		
										Time	Speed	On
1	400R	116	Robbie LYALL	Kawasaki 400 - Fatspanner	b	6	10:09.528		74.418	1:39.110	76.279	5
2	400R	18	Vic ALLAN	Kawasaki 400	b	6	10:09.753	0.225	74.391	1:38.678	76.613	5
3	400R	27	James McCANN	Yamaha 400 - P.K. Racing	b	6	10:12.710	3.182	74.032	1:40.480	75.239	2
4	400R	44	Mick JORDAN	Honda 400	b	6	10:19.793	10.265	73.186	1:40.759	75.031	4
5	400R	21	Dave JONES	Kawasaki 400	b	6	10:34.675	25.147	71.470	1:43.196	73.259	2
6	400R	13	Paul MAGUIRE	Kawasaki 400 - SP	c	6	10:41.364	31.836	70.724	1:44.670	72.227	2
7	400R	134	Robert McMULLEN	Kawasaki 400	c	6	11:18.020	1:08.492	66.901	1:49.835	68.831	4
8	400R	94	Stuart ROBB	Honda 400	c	5	9:51.879	1 Lap	63.864	1:56.459	64.916	5

Fastest Lap

400R	18	Vic ALLAN	Kawasaki 400	b						1:38.678	76.613	5
------	----	-----------	--------------	---	--	--	--	--	--	----------	--------	---

Moto 450

Pos	Class	No	Name	Machine / Sponsor	Gp	Laps	Total Time	Behind	Speed	-----Best Lap-----		
										Time	Speed	On
1	M450	77	Ryan FARQUHAR	Kawasaki 450 - KMR / BA Components	a	6	9:53.190		76.468	1:37.504	77.535	2
2	M450	97	Seamus ELLIOTT	Yamaha 450 - Logan Racing	a	6	10:02.387	9.197	75.300	1:38.833	76.493	6
3	M450	24	Craig SHIRLAW	Kawasaki 450 - Shirlaws Motorcycles	a	6	10:10.028	16.838	74.357	1:40.012	75.591	3
4	M450	35	Trevor FERGUSON	Yamaha 450	a	6	10:12.659	19.469	74.038	1:40.439	75.270	3
5	M450	38	Darren GILPIN	Honda 450	a	6	10:19.833	26.643	73.181	1:41.200	74.704	6
6	M450	8	Anthony McCOLGAN	KTM 450	a	6	10:23.042	29.852	72.804	1:42.089	74.053	5


Fastest Lap / New Lap Record 77.535 mph (Previously 63.000 mph)

M450	77	Ryan FARQUHAR	Kawasaki 450 - KMR / BA Components	a						1:37.504	77.535	2
------	----	---------------	------------------------------------	---	--	--	--	--	--	----------	--------	---

Not Classified

DNF	M450	171	Darren BURNS	KTM 450	a	4	7:11.380	2 Laps	70.101	1:45.728	71.504	2
------------	------	-----	--------------	---------	---	---	----------	--------	--------	----------	--------	---

These Results are provisional and are subject to ratification by the Stewards of the Meeting.

Track	Orritor	Signed		Organising Club	Cookstown & District MCC
Length(miles)	2.1000		Chief Timekeeper	Warmup Started	
Weather	Sunny, 20°C, 35%RH			Race Started	13:53:01.282
Track	Dry, 23°C	Issued At:	14:05:06	Gp Time Diff - b 10.75 / c 22.8	



MCUI
Ulster Centre
Timing
www.elaps-timing.com



Powered by
e-Laps II
© 2008
Walter Marks

THE ROYAL HOTEL & BRAESIDE COOKSTOWN 100

SUPERSPORT 400 & MOTO 450

Race 6 - Hayes Fuels Supersport 400 & Moto 450

Saturday, 30 April 2011

DETAILED RESULT



Supersport 400

Race Classification

1 116 Robbie LYALL

Total Time **10:09.528** Avg Speed **74.418** Behind
Best Time **1:39.110** Best Speed **76.279** On **5** Gp **b**

Lap	Elapsed Time	Lap Time	Lap Speed
1	1:51.392	1:51.392	67.868
2	3:31.507	1:40.115	75.513
3	5:11.643	1:40.136	75.497
4	6:51.141	1:39.498	75.981
5	8:30.251	1:39.110	76.279
6	10:09.528	1:39.277	76.151

2 18 Vic ALLAN

Total Time **10:09.753** Avg Speed **74.391** Behind **0.225**
Best Time **1:38.678** Best Speed **76.613** On **5** Gp **b**

Lap	Elapsed Time	Lap Time	Lap Speed
1	1:49.240	1:49.240	69.205
2	3:29.451	1:40.211	75.441
3	5:11.110	1:41.659	74.366
4	6:50.997	1:39.887	75.686
5	8:29.675	1:38.678	76.613
6	10:09.753	1:40.078	75.541

3 27 James McCANN

Total Time **10:12.710** Avg Speed **74.032** Behind **3.182**
Best Time **1:40.480** Best Speed **75.239** On **2** Gp **b**

Lap	Elapsed Time	Lap Time	Lap Speed
1	1:46.053	1:46.053	71.285
2	3:26.533	1:40.480	75.239
3	5:07.402	1:40.869	74.949
4	6:49.030	1:41.628	74.389
5	8:30.971	1:41.941	74.161
6	10:12.710	1:41.739	74.308

4 44 Mick JORDAN

Total Time **10:19.793** Avg Speed **73.186** Behind **10.265**
Best Time **1:40.759** Best Speed **75.031** On **4** Gp **b**

Lap	Elapsed Time	Lap Time	Lap Speed
1	1:52.591	1:52.591	67.146
2	3:34.862	1:42.271	73.921
3	5:15.806	1:40.944	74.893
4	6:56.565	1:40.759	75.031
5	8:37.804	1:41.239	74.675
6	10:19.793	1:41.989	74.126

Supersport 400

Race Classification

5 21 Dave JONES

Total Time **10:34.675** Avg Speed **71.470** Behind **25.147**
Best Time **1:43.196** Best Speed **73.259** On **2** Gp **b**

Lap	Elapsed Time	Lap Time	Lap Speed
1	1:53.435	1:53.435	66.646
2	3:36.631	1:43.196	73.259
3	5:20.711	1:44.080	72.636
4	7:05.452	1:44.741	72.178
5	8:49.924	1:44.472	72.364
6	10:34.675	1:44.751	72.171

6 13 Paul MAGUIRE

Total Time **10:41.364** Avg Speed **70.724** Behind **31.836**
Best Time **1:44.670** Best Speed **72.227** On **2** Gp **c**

Lap	Elapsed Time	Lap Time	Lap Speed
1	1:54.778	1:54.778	65.866
2	3:39.448	1:44.670	72.227
3	5:24.653	1:45.205	71.860
4	7:09.768	1:45.115	71.921
5	8:55.465	1:45.697	71.525
6	10:41.364	1:45.899	71.389

7 134 Robert McMULLEN

Total Time **11:18.020** Avg Speed **66.901** Behind **1:08.492**
Best Time **1:49.835** Best Speed **68.831** On **4** Gp **c**

Lap	Elapsed Time	Lap Time	Lap Speed
1	2:02.725	2:02.725	61.601
2	3:54.721	1:51.996	67.502
3	5:47.164	1:52.443	67.234
4	7:36.999	1:49.835	68.831
5	9:26.996	1:49.997	68.729
6	11:18.020	1:51.024	68.093

8 94 Stuart ROBB

Total Time **9:51.879** Avg Speed **63.864** Behind **1 Lap**
Best Time **1:56.459** Best Speed **64.916** On **5** Gp **c**

Lap	Elapsed Time	Lap Time	Lap Speed
1	2:02.632	2:02.632	61.648
2	4:00.606	1:57.974	64.082
3	5:57.650	1:57.044	64.591
4	7:55.420	1:57.770	64.193
5	9:51.879	1:56.459	64.916




THE ROYAL HOTEL & BRAESIDE COOKSTOWN 100

SUPERSPORT 400 & MOTO 450

Race 6 - Hayes Fuels Supersport 400 & Moto 450

LAP CHART



1				
No	Name	G	Elapsed Time	Lap Time
77	Ryan FARQUHAR	a	1:41.327	1:41.327
97	Seamus ELLIOTT	a	1:45.899	1:45.899
27	James McCANN	b	1:46.053	1:46.053
24	Craig SHIRLAW	a	1:46.085	1:46.085
38	Darren GILPIN	a	1:48.218	1:48.218
35	Trevor FERGUSON	a	1:48.283	1:48.283
8	Anthony McCOLGAN	a	1:48.860	1:48.860
18	Vic ALLAN	b	1:49.240	1:49.240
171	Darren BURNS	a	1:51.148	1:51.148
116	Robbie LYALL	b	1:51.392	1:51.392
44	Mick JORDAN	b	1:52.591	1:52.591
21	Dave JONES	b	1:53.435	1:53.435
13	Paul MAGUIRE	c	1:54.778	1:54.778
94	Stuart ROBB	c	2:02.632	2:02.632
134	Robert McMULLEN	c	2:02.725	2:02.725

2				
No	Name	G	Elapsed Time	Lap Time
77	Ryan FARQUHAR	a	3:18.831	1:37.504
97	Seamus ELLIOTT	a	3:25.731	1:39.832
27	James McCANN	b	3:26.533	1:40.480
24	Craig SHIRLAW	a	3:27.158	1:41.073
18	Vic ALLAN	b	3:29.451	1:40.211
35	Trevor FERGUSON	a	3:29.653	1:41.370
38	Darren GILPIN	a	3:31.225	1:43.007
8	Anthony McCOLGAN	a	3:31.411	1:42.551
116	Robbie LYALL	b	3:31.507	1:40.115
44	Mick JORDAN	b	3:34.862	1:42.271
21	Dave JONES	b	3:36.631	1:43.196
171	Darren BURNS	a	3:36.876	1:45.728
13	Paul MAGUIRE	c	3:39.448	1:44.670
134	Robert McMULLEN	c	3:54.721	1:51.996
94	Stuart ROBB	c	4:00.606	1:57.974

3				
No	Name	G	Elapsed Time	Lap Time
77	Ryan FARQUHAR	a	4:56.754	1:37.923
97	Seamus ELLIOTT	a	5:05.348	1:39.617
24	Craig SHIRLAW	a	5:07.170	1:40.012
27	James McCANN	b	5:07.402	1:40.869
35	Trevor FERGUSON	a	5:10.092	1:40.439
18	Vic ALLAN	b	5:11.110	1:41.659
116	Robbie LYALL	b	5:11.643	1:40.136
38	Darren GILPIN	a	5:14.014	1:42.789
8	Anthony McCOLGAN	a	5:14.354	1:42.943
44	Mick JORDAN	b	5:15.806	1:40.944
21	Dave JONES	b	5:20.711	1:44.080
171	Darren BURNS	a	5:24.365	1:47.489
13	Paul MAGUIRE	c	5:24.653	1:45.205
134	Robert McMULLEN	c	5:47.164	1:52.443
94	Stuart ROBB	c	5:57.650	1:57.044

4				
No	Name	G	Elapsed Time	Lap Time
77	Ryan FARQUHAR	a	6:35.087	1:38.333
97	Seamus ELLIOTT	a	6:44.395	1:39.047
24	Craig SHIRLAW	a	6:47.634	1:40.464
27	James McCANN	b	6:49.030	1:41.628
35	Trevor FERGUSON	a	6:50.642	1:40.550
18	Vic ALLAN	b	6:50.997	1:39.887
116	Robbie LYALL	b	6:51.141	1:39.498
44	Mick JORDAN	b	6:56.565	1:40.759
38	Darren GILPIN	a	6:56.610	1:42.596
8	Anthony McCOLGAN	a	6:56.770	1:42.416
21	Dave JONES	b	7:05.452	1:44.741
13	Paul MAGUIRE	c	7:09.768	1:45.115
171	Darren BURNS	a	7:11.380	1:47.015
134	Robert McMULLEN	c	7:36.999	1:49.835
94	Stuart ROBB	c	7:55.420	1:57.770

5				
No	Name	G	Elapsed Time	Lap Time
77	Ryan FARQUHAR	a	8:13.686	1:38.599
97	Seamus ELLIOTT	a	8:23.554	1:39.159
24	Craig SHIRLAW	a	8:28.579	1:40.945
18	Vic ALLAN	b	8:29.675	1:38.678
116	Robbie LYALL	b	8:30.251	1:39.110
27	James McCANN	b	8:30.971	1:41.941
35	Trevor FERGUSON	a	8:31.174	1:40.532
44	Mick JORDAN	b	8:37.804	1:41.239
38	Darren GILPIN	a	8:38.633	1:42.023
8	Anthony McCOLGAN	a	8:38.859	1:42.089
21	Dave JONES	b	8:49.924	1:44.472
13	Paul MAGUIRE	c	8:55.465	1:45.697
134	Robert McMULLEN	c	9:26.996	1:49.997
94	Stuart ROBB	c	9:51.879	1:56.459

6				
No	Name	G	Elapsed Time	Lap Time
77	Ryan FARQUHAR	a	9:53.190	1:39.504
97	Seamus ELLIOTT	a	10:02.387	1:38.833
116	Robbie LYALL	b	10:09.528	1:39.277
18	Vic ALLAN	b	10:09.753	1:40.078
24	Craig SHIRLAW	a	10:10.028	1:41.449
35	Trevor FERGUSON	a	10:12.659	1:41.485
27	James McCANN	b	10:12.710	1:41.739
44	Mick JORDAN	b	10:19.793	1:41.989
38	Darren GILPIN	a	10:19.833	1:41.200
8	Anthony McCOLGAN	a	10:23.042	1:44.183
21	Dave JONES	b	10:34.675	1:44.751
13	Paul MAGUIRE	c	10:41.364	1:45.899
134	Robert McMULLEN	c	11:18.020	1:51.024

IRISH ROAD RACE SUPERSPORT 400 (subject to confirmation)

2011

					#1	
Pos	No.	Name	Total	Diff	Gap	R6
1	116	Robbie LYALL	25	0	0	25
2	18	Vic ALLAN	20	5	5	20
3	27	James McCANN	16	9	4	16
4	44	Mick JORDAN	13	12	3	13
5	21	Dave JONES	11	14	2	11
6	13	Paul MAGUIRE	10	15	1	10
7	134	Robert McMULLEN	9	16	1	9
8	94	Stuart ROBB	8	17	1	8

Event Legend

#1 29/04/2011 ROYAL HOTEL & BRAESIDE COOKSTOWN 100

Championship Standings of ULSTER ROAD RACE SUPERSPORT 400 (subject to confirmation) Printed: 30/04/2011 14:09:08

ULSTER ROAD RACE SUPERSPORT 400 (subject to confirmation)

2011

					#1	
Pos	No.	Name	Total	Diff	Gap	R6
1	116	Robbie LYALL	25	0	0	25
2	18	Vic ALLAN	20	5	5	20
3	27	James McCANN	16	9	4	16
4	44	Mick JORDAN	13	12	3	13
5	21	Dave JONES	11	14	2	11
6	13	Paul MAGUIRE	10	15	1	10
7	134	Robert McMULLEN	9	16	1	9
8	94	Stuart ROBB	8	17	1	8

Event Legend

#1 29/04/2011 ROYAL HOTEL & BRAESIDE COOKSTOWN 100