




COOKSTOWN 100

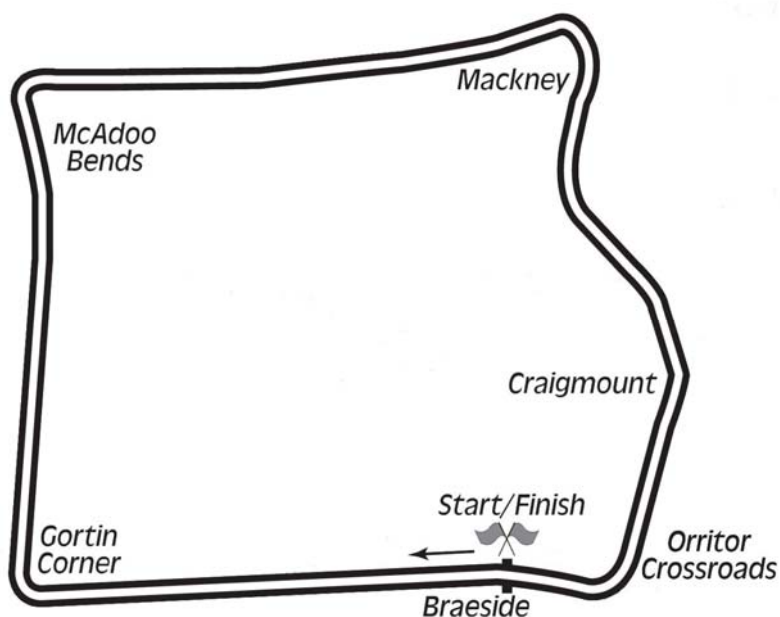
Friday 29th & Saturday 30th April 2011

promoted by Cookstown & District MCC
www.cookstown100.com

COOKSTOWN TOWN CENTRE FORUM
125cc GP



Orritor Circuit 2.1 miles



LAP RECORDS

Class	Rider	Machine	m s	mph	Year
125cc	William Dunlop	Honda	1 34.755	79.785	2010
Moto 450	to be established				
250cc	William Dunlop	Honda	1 29.658	84.320	2009
Supersport 400	Ryan Farquhar	Kawasaki	1 36.97	77.962	2003
Supertwins	Ryan Farquhar	Kawasaki 650	1 32.665	81.584	2010
Supersport	Keith Amor	Honda	1 25.144	88.791	2009
Open 1000cc	Ryan Farquhar	Kawasaki	1 23.250	90.811	2010
Senior Support	Gary Robinson	Yamaha 600	1 29.956	84.041	2007
Junior Support	Michael Dunlop	Yamaha 250	1 36.181	78.602	2006
Classic 1000cc	Wattie Brown	Norton 920	1 40.273	75.394	2006
Classic 500cc	Neill McWhirter	Norton	1 41.491	74.489	2010
Classic 350cc	Paul Coward	Honda	1 43.421	73.099	2004
Classic 250cc	Geoff McMullan	Suzuki	1 47.294	70.461	2006

MOST WINS at COOKSTOWN 100

Ryan Farquhar	17	1996 - 10
Ray McCullough	14	1967 - 79
Joey Dunlop	11	1977 - 98
Robert Dunlop	11	1985 - 08
Phillip McCallen	10	1987 - 96
Courtney Junk	8	1974 - 83
Mervyn Elwood	8	1987 - 97

ALL TIME IRISH ROAD RACE WINNERS (after Killalane 2010)

Most Wins at All Irish Road Race Meetings

1. Joey Dunlop	156	1971-00
2. Ryan Farquhar	155	1995-10
3. Robert Dunlop	135	1980-08
4. Ray McCullough	109	1960-82
Phillip McCallen	109	1987-99

Most Wins at Irish National Road Race Meetings

1. Ryan Farquhar	145	1995-10
2. Joey Dunlop	119	1971-00
3. Robert Dunlop	111	1980-08
4. Ray McCullough	99	1960-82
5. Phillip McCallen	84	1987-99

THE ROYAL HOTEL & BRAESIDE COOKSTOWN 100

125cc GP


Qualifying

Friday, 29 April 2011



Pos	Class	No	Name	Machine / Sponsor	----- Best Lap -----			On	Laps
					Time	Behind	Speed		
Qualifying Classification									
1	125R	104	Daley MATHISON	Honda - D & G W Racing	1:41.268		74.653	4	4
2	125R	1	Darren BURNS	Honda - Cotter Motorcycles	1:41.505	0.237	74.479	4	5
3	125R	86	Nigel MOORE	Honda	1:41.766	0.498	74.288	4	5
4	125R	54	Adrian COLEMAN	Honda - Browne	1:41.899	0.631	74.191	4	4
5	125R	9	Wayne KENNEDY	Honda - Harp Farm	1:42.184	0.916	73.984	4	4
6	125R	32	Joe PHILLIPS	Honda	1:43.425	2.157	73.096	4	4
7	125R	33	Sam DUNLOP	Honda	1:43.878	2.610	72.778	4	4
8	125R	97	Seamus ELLIOTT	Honda - Logan Racing	1:44.012	2.744	72.684	4	4
9	125R	44	Craig GIBSON	Honda - Peter Simpson	1:44.113	2.845	72.613	3	4
10	125R	6	William DUNLOP	Honda - James Delaney	1:44.502	3.234	72.343	3	4
11	125R	126	Phil HARVEY	Honda	1:44.948	3.680	72.036	4	4
12	125R	26	Chris McGAHAN	Honda - Hales	1:45.239	3.971	71.836	3	4
13	125R	5	William COWDEN	Honda - Team Cowden	1:45.248	3.980	71.830	3	4
14	125R	14	Jack SANDS	Honda	1:46.698	5.430	70.854	3	4
15	125R	7	Jeff SHAW	Honda - Logan Racing	1:46.926	5.658	70.703	4	4
16	125R	49	Malcolm LOVE	Aprilia - People Direct	1:48.413	7.145	69.733	3	4
17	125R	333	Warren REEVE	Honda - Flexipatch	1:49.611	8.343	68.971	3	3
18	125R	68	Gary JORDAN	Honda	1:49.631	8.363	68.959	3	4
19	125R	18	Paul ROBINSON	Aprilia - D&GW/Stoneyford Concrete	1:51.093	9.825	68.051	2	4
20	125R	50	Mick CHATTERTON	Honda	1:54.631	13.363	65.951	4	4
21	125R	150	Peter McKILLOP	Honda	1:54.677	13.409	65.924	2	2

These Results are provisional and are subject to ratification by the Stewards of the Meeting.

Track	Orritor	Signed		Organising Club	Cookstown & District MCC
Length(miles)	2.1000		Chief Timekeeper	Qualifying Started	17:16:01.265
Weather	Sunny,17°C, 60%RH	Issued At:	17:26:28		
Track	Dry, 24°C				



MCUI
Ulster Centre
Timing
www.elaps-timing.com



Powered by
e-Laps II
© 2008
Walter Marks

THE ROYAL HOTEL & BRAESIDE COOKSTOWN 100

125cc GP

Qualifying

Friday, 29 April 2011

DETAILED RESULT



Qualifying Classification

Position

1 104 Daley MATHISON

Behind

Best Time **1:41.268** Best Speed **74.653** On **4** Gp **a**

Lap	Elapsed Time	Lap Time	Lap Speed
1	2:32.135	2:32.135	49.693
2	4:17.934	1:45.799	71.456
3	6:01.356	1:43.422	73.099
4	7:42.624	1:41.268	74.653

2 1 Darren BURNS

Behind **0.237**

Best Time **1:41.505** Best Speed **74.479** On **4** Gp **a**

Lap	Elapsed Time	Lap Time	Lap Speed
1	2:06.919	2:06.919	59.566
2	3:49.809	1:42.890	73.477
3	5:33.041	1:43.232	73.233
4	7:14.546	1:41.505	74.479
5	9:24.204	2:09.658	58.307

3 86 Nigel MOORE

Behind **0.498**

Best Time **1:41.766** Best Speed **74.288** On **4** Gp **a**

Lap	Elapsed Time	Lap Time	Lap Speed
1	2:00.725	2:00.725	62.622
2	3:45.547	1:44.822	72.122
3	5:28.874	1:43.327	73.166
4	7:10.640	1:41.766	74.288
5	9:04.935	1:54.295	66.145

4 54 Adrian COLEMAN

Behind **0.631**

Best Time **1:41.899** Best Speed **74.191** On **4** Gp **a**

Lap	Elapsed Time	Lap Time	Lap Speed
1	2:01.094	2:01.094	62.431
2	3:46.184	1:45.090	71.938
3	5:29.985	1:43.801	72.832
4	7:11.884	1:41.899	74.191

5 9 Wayne KENNEDY

Behind **0.916**

Best Time **1:42.184** Best Speed **73.984** On **4** Gp **a**

Lap	Elapsed Time	Lap Time	Lap Speed
1	2:32.471	2:32.471	49.583
2	4:20.400	1:47.929	70.046
3	6:03.440	1:43.040	73.370
4	7:45.624	1:42.184	73.984

Qualifying Classification

Position

6 32 Joe PHILLIPS

Behind **2.157**

Best Time **1:43.425** Best Speed **73.096** On **4** Gp **a**

Lap	Elapsed Time	Lap Time	Lap Speed
1	2:18.359	2:18.359	54.640
2	4:04.895	1:46.536	70.962
3	5:49.594	1:44.699	72.207
4	7:33.019	1:43.425	73.096

7 33 Sam DUNLOP

Behind **2.610**

Best Time **1:43.878** Best Speed **72.778** On **4** Gp **a**

Lap	Elapsed Time	Lap Time	Lap Speed
1	2:45.711	2:45.711	45.622
2	4:31.253	1:45.542	71.630
3	6:18.792	1:47.539	70.300
4	8:02.670	1:43.878	72.778

8 97 Seamus ELLIOTT

Behind **2.744**

Best Time **1:44.012** Best Speed **72.684** On **4** Gp **a**

Lap	Elapsed Time	Lap Time	Lap Speed
1	2:48.230	2:48.230	44.938
2	4:33.246	1:45.016	71.989
3	6:17.769	1:44.523	72.329
4	8:01.781	1:44.012	72.684

9 44 Craig GIBSON

Behind **2.845**

Best Time **1:44.113** Best Speed **72.613** On **3** Gp **a**

Lap	Elapsed Time	Lap Time	Lap Speed
1	2:08.626	2:08.626	58.775
2	3:53.949	1:45.323	71.779
3	5:38.062	1:44.113	72.613
4	7:23.643	1:45.581	71.604

10 6 William DUNLOP

Behind **3.234**

Best Time **1:44.502** Best Speed **72.343** On **3** Gp **a**

Lap	Elapsed Time	Lap Time	Lap Speed
1	2:36.863	2:36.863	48.195
2	4:31.471	1:54.608	65.964
3	6:15.973	1:44.502	72.343
4	8:06.857	1:50.884	68.179



THE ROYAL HOTEL & BRAESIDE COOKSTOWN 100



125cc GP

Qualifying

Friday, 29 April 2011

DETAILED RESULT

Qualifying Classification

Position

11 126 Phil HARVEY

Behind 3.680

Best Time 1:44.948 Best Speed 72.036 On 4 Gp a

Lap	Elapsed Time	Lap Time	Lap Speed
1	2:02.029	2:02.029	61.952
2	3:49.667	1:47.638	70.235
3	5:35.875	1:46.208	71.181
4	7:20.823	1:44.948	72.036

12 26 Chris McGAHAN

Behind 3.971

Best Time 1:45.239 Best Speed 71.836 On 3 Gp a

Lap	Elapsed Time	Lap Time	Lap Speed
1	2:51.540	2:51.540	44.071
2	4:38.002	1:46.462	71.011
3	6:23.241	1:45.239	71.836
4	8:12.382	1:49.141	69.268

13 5 William COWDEN

Behind 3.980

Best Time 1:45.248 Best Speed 71.830 On 3 Gp a

Lap	Elapsed Time	Lap Time	Lap Speed
1	2:49.519	2:49.519	44.597
2	4:35.448	1:45.929	71.369
3	6:20.696	1:45.248	71.830
4	8:06.950	1:46.254	71.150

14 14 Jack SANDS

Behind 5.430

Best Time 1:46.698 Best Speed 70.854 On 3 Gp a

Lap	Elapsed Time	Lap Time	Lap Speed
1	2:00.293	2:00.293	62.847
2	3:48.904	1:48.611	69.606
3	5:35.602	1:46.698	70.854
4	7:24.090	1:48.488	69.685

15 7 Jeff SHAW

Behind 5.658

Best Time 1:46.926 Best Speed 70.703 On 4 Gp a

Lap	Elapsed Time	Lap Time	Lap Speed
1	2:51.293	2:51.293	44.135
2	4:41.681	1:50.388	68.486
3	6:33.944	1:52.263	67.342
4	8:20.870	1:46.926	70.703

Qualifying Classification

Position

16 49 Malcolm LOVE

Behind 7.145

Best Time 1:48.413 Best Speed 69.733 On 3 Gp a

Lap	Elapsed Time	Lap Time	Lap Speed
1	1:56.241	1:56.241	65.037
2	3:46.596	1:50.355	68.506
3	5:35.009	1:48.413	69.733
4	7:23.459	1:48.450	69.710

17 333 Warren REEVE

Behind 8.343

Best Time 1:49.611 Best Speed 68.971 On 3 Gp a

Lap	Elapsed Time	Lap Time	Lap Speed
1	4:57.065	4:57.065	25.449
2	6:48.156	1:51.091	68.052
3	8:37.767	1:49.611	68.971

18 68 Gary JORDAN

Behind 8.363

Best Time 1:49.631 Best Speed 68.959 On 3 Gp a

Lap	Elapsed Time	Lap Time	Lap Speed
1	2:22.765	2:22.765	52.954
2	4:15.138	1:52.373	67.276
3	6:04.769	1:49.631	68.959
4	7:55.459	1:50.690	68.299

19 18 Paul ROBINSON

Behind 9.825

Best Time 1:51.093 Best Speed 68.051 On 2 Gp a

Lap	Elapsed Time	Lap Time	Lap Speed
1	2:36.612	2:36.612	48.272
2	4:27.705	1:51.093	68.051
3	6:19.139	1:51.434	67.843
4	9:09.269	2:50.130	44.437

20 50 Mick CHATTERTON

Behind 13.363

Best Time 1:54.631 Best Speed 65.951 On 4 Gp a

Lap	Elapsed Time	Lap Time	Lap Speed
1	2:21.670	2:21.670	53.363
2	4:21.196	1:59.526	63.250
3	6:18.610	1:57.414	64.388
4	8:13.241	1:54.631	65.951



THE ROYAL HOTEL & BRAESIDE COOKSTOWN 100

125cc GP

Qualifying

Friday, 29 April 2011

DETAILED RESULT



Qualifying Classification

Position

21 150 Peter McKILLOP

Behind 13.409

Best Time 1:54.677 Best Speed 65.924 On 2 Gp a

Lap	Elapsed Time	Lap Time	Lap Speed
1	2:25.582	2:25.582	51.929
2	4:20.259	1:54.677	65.924

ROYAL HOTEL & BRAESIDE COOKSTOWN 100

125cc GP

Orritor 2.100 Miles

R1: Cookstown Town Centre Forum 125cc Race

30/04/2011 10:30

Race (8 Laps)

Race 1 - 125cc GP

11	150		
10	31	18	50
9	68	29	30
8	28	49	333
7	7	26	27
6	25		
5	22	23	24
4	14		
3	19	20	21
2	126	26	5
1	16	17	18
	97	44	6
	13	14	15
	10	11	12
	33		
	7	8	9
	54	9	32
	4	5	6
	104	1	86
	1	2	3

POLE POSITION 1



Provisional result subject to confirmation by the Stewards of the Meeting

Orbits

Promoted by Cookstown & District MCC

www.amb-it.com

MCUI (Ulster Centre) Timing

www.mylaps.com

www.elaps-timing.com

Licensed to: MCUI

Printed: 29/04/2011 17:35:00

THE ROYAL HOTEL & BRAESIDE COOKSTOWN 100

125cc GP

Race 1 - Cookstown Town Centre Forum

Saturday, 30 April 2011



Pos	Class	No	Name	Machine / Sponsor	Gp	Laps	Total Time	Behind	Speed	-----Best Lap-----		
										Time	Speed	On

Race Classification

1	125R	86	Nigel MOORE	Honda	a	8	13:18.051		75.785	1:38.265	76.935	8
2	125R	104	Daley MATHISON	Honda - D & G W Racing	a	8	13:20.008	1.957	75.599	1:38.536	76.723	6
3	125R	6	William DUNLOP	Honda - James Delaney	b	8	13:20.029	1.978	75.597	1:37.053	77.896	7
4	125R	33	Sam DUNLOP	Honda	a	8	13:24.557	6.506	75.172	1:39.411	76.048	5
5	125R	54	Adrian COLEMAN	Honda - Browne	a	8	13:25.577	7.526	75.077	1:39.112	76.277	4
6	125R	97	Seamus ELLIOTT	Honda - Logan Racing	b	8	13:27.274	9.223	74.919	1:39.072	76.308	7
7	125R	5	William COWDEN	Honda - Team Cowden	b	8	13:27.658	9.607	74.883	1:38.897	76.443	7
8	125R	9	Wayne KENNEDY	Honda - Harp Farm	a	8	13:28.954	10.903	74.763	1:39.302	76.131	6
9	125R	18	Paul ROBINSON	Aprilia - D&GW/Stoneyford Concrete	c	8	13:30.348	12.297	74.635	1:38.904	76.438	6
10	125R	32	Joe PHILLIPS	Honda	a	8	13:39.897	21.846	73.765	1:41.228	74.683	7
11	125R	126	Phil HARVEY	Honda	b	8	13:57.628	39.577	72.204	1:43.300	73.185	6
12	125R	26	Chris McGAHAN	Honda - Hales	b	8	13:57.893	39.842	72.181	1:43.077	73.343	4
13	125R	7	Jeff SHAW	Honda - Logan Racing	c	8	14:05.449	47.398	71.536	1:44.412	72.405	2
14	125R	68	Gary JORDAN	Honda	c	8	14:14.073	56.022	70.814	1:44.980	72.014	3
15	125R	49	Malcolm LOVE	Aprilia - People Direct	c	8	14:18.900	1:00.849	70.416	1:44.638	72.249	6
16	125R	333	Warren REEVE	Honda - Flexipatch	c	8	14:21.981	1:03.930	70.164	1:45.270	71.815	6
17	125R	14	Jack SANDS	Honda	b	8	14:23.464	1:05.413	70.043	1:45.911	71.381	2
18	125R	44	Craig GIBSON	Honda - Peter Simpson	b	8	14:41.462	1:23.411	68.613	1:38.872	76.462	6
19	125R	50	Mick CHATTERTON	Honda	c	7	13:04.139	1 Lap	67.488	1:49.112	69.287	7


Fastest Lap

125R	6	William DUNLOP	Honda - James Delaney	b						1:37.053	77.896	7
------	---	----------------	-----------------------	---	--	--	--	--	--	----------	--------	---

Not Classified

DNF	125R	1	Darren BURNS	Honda - Cotter Motorcycles	a	6	10:00.552	2 Laps	75.531	1:37.433	77.592	6
DNF	125R	150	Peter McKILLOP	Honda	c	6	11:15.777	1:15.225	67.123	1:49.794	68.856	4

These Results are provisional and are subject to ratification by the Stewards of the Meeting.

Track	Orritor	Signed		Organising Club	Cookstown & District MCC
Length(miles)	2.1000		Chief Timekeeper	Warmup Started	
Weather	Sunny, 15°C, 57%RH			Race Started	10:27:24.601
Track	Dry, 17°C	Issued At:	10:45:42	Gp Time Diff - b	13.79 / c 29.21



125cc GP

Race 1 - Cookstown Town Centre Forum

Saturday, 30 April 2011

DETAILED RESULT

Race Classification

1 **86 Nigel MOORE**

Total Time **13:18.051** Avg Speed **75.785** Behind
Best Time **1:38.265** Best Speed **76.935** On **8** Gp **a**

Lap	Elapsed Time	Lap Time	Lap Speed
1	1:45.933	1:45.933	71.366
2	3:25.025	1:39.092	76.293
3	5:04.500	1:39.475	75.999
4	6:43.218	1:38.718	76.582
5	8:21.757	1:38.539	76.721
6	10:00.169	1:38.412	76.820
7	11:39.786	1:39.617	75.891
8	13:18.051	1:38.265	76.935

2 **104 Daley MATHISON**

Total Time **13:20.008** Avg Speed **75.599** Behind **1.957**
Best Time **1:38.536** Best Speed **76.723** On **6** Gp **a**

Lap	Elapsed Time	Lap Time	Lap Speed
1	1:44.566	1:44.566	72.299
2	3:24.711	1:40.145	75.491
3	5:04.299	1:39.588	75.913
4	6:43.792	1:39.493	75.985
5	8:22.834	1:39.042	76.331
6	10:01.370	1:38.536	76.723
7	11:41.389	1:40.019	75.586
8	13:20.008	1:38.619	76.659

3 **6 William DUNLOP**

Total Time **13:20.029** Avg Speed **75.597** Behind **1.978**
Best Time **1:37.053** Best Speed **77.896** On **7** Gp **b**

Lap	Elapsed Time	Lap Time	Lap Speed
1	1:45.304	1:45.304	71.792
2	3:23.984	1:38.680	76.611
3	5:04.275	1:40.291	75.381
4	6:42.887	1:38.612	76.664
5	8:20.977	1:38.090	77.072
6	9:58.819	1:37.842	77.267
7	11:35.872	1:37.053	77.896
8	13:20.029	1:44.157	72.583

Race Classification

4 **33 Sam DUNLOP**

Total Time **13:24.557** Avg Speed **75.172** Behind **6.506**
Best Time **1:39.411** Best Speed **76.048** On **5** Gp **a**

Lap	Elapsed Time	Lap Time	Lap Speed
1	1:45.465	1:45.465	71.683
2	3:25.670	1:40.205	75.445
3	5:05.853	1:40.183	75.462
4	6:46.332	1:40.479	75.240
5	8:25.743	1:39.411	76.048
6	10:05.181	1:39.438	76.027
7	11:45.080	1:39.899	75.676
8	13:24.557	1:39.477	75.997

5 **54 Adrian COLEMAN**

Total Time **13:25.577** Avg Speed **75.077** Behind **7.526**
Best Time **1:39.112** Best Speed **76.277** On **4** Gp **a**

Lap	Elapsed Time	Lap Time	Lap Speed
1	1:48.225	1:48.225	69.854
2	3:28.173	1:39.948	75.639
3	5:08.338	1:40.165	75.475
4	6:47.450	1:39.112	76.277
5	8:26.722	1:39.272	76.154
6	10:06.177	1:39.455	76.014
7	11:45.468	1:39.291	76.140
8	13:25.577	1:40.109	75.518

6 **97 Seamus ELLIOTT**

Total Time **13:27.274** Avg Speed **74.919** Behind **9.223**
Best Time **1:39.072** Best Speed **76.308** On **7** Gp **b**

Lap	Elapsed Time	Lap Time	Lap Speed
1	1:47.921	1:47.921	70.051
2	3:29.072	1:41.151	74.740
3	5:09.641	1:40.569	75.172
4	6:49.724	1:40.083	75.537
5	8:29.593	1:39.869	75.699
6	10:08.863	1:39.270	76.156
7	11:47.935	1:39.072	76.308
8	13:27.274	1:39.339	76.103



MCUI
Ulster Centre
Timing
www.elaps-timing.com



Powered by
e-Laps II
© 2008
Walter Marks

THE ROYAL HOTEL & BRAESIDE COOKSTOWN 100



125cc GP

Race 1 - Cookstown Town Centre Forum

Saturday, 30 April 2011

DETAILED RESULT

Race Classification

7 **5 William COWDEN**
 Total Time **13:27.658** Avg Speed **74.883** Behind **9.607**
 Best Time **1:38.897** Best Speed **76.443** On **7** Gp **b**

Lap	Elapsed Time	Lap Time	Lap Speed
1	1:48.359	1:48.359	69.768
2	3:29.765	1:41.406	74.552
3	5:09.847	1:40.082	75.538
4	6:49.534	1:39.687	75.837
5	8:30.271	1:40.737	75.047
6	10:09.242	1:38.971	76.386
7	11:48.139	1:38.897	76.443
8	13:27.658	1:39.519	75.965

8 **9 Wayne KENNEDY**
 Total Time **13:28.954** Avg Speed **74.763** Behind **10.903**
 Best Time **1:39.302** Best Speed **76.131** On **6** Gp **a**

Lap	Elapsed Time	Lap Time	Lap Speed
1	1:46.472	1:46.472	71.005
2	3:26.202	1:39.730	75.805
3	5:06.389	1:40.187	75.459
4	6:46.604	1:40.215	75.438
5	8:26.145	1:39.541	75.949
6	10:05.447	1:39.302	76.131
7	11:46.507	1:41.060	74.807
8	13:28.954	1:42.447	73.794

9 **18 Paul ROBINSON**
 Total Time **13:30.348** Avg Speed **74.635** Behind **12.297**
 Best Time **1:38.904** Best Speed **76.438** On **6** Gp **c**

Lap	Elapsed Time	Lap Time	Lap Speed
1	1:48.263	1:48.263	69.830
2	3:29.067	1:40.804	74.997
3	5:08.269	1:39.202	76.208
4	6:48.590	1:40.321	75.358
5	8:28.704	1:40.114	75.514
6	10:07.608	1:38.904	76.438
7	11:47.444	1:39.836	75.724
8	13:30.348	1:42.904	73.467

Race Classification

10 **32 Joe PHILLIPS**
 Total Time **13:39.897** Avg Speed **73.765** Behind **21.846**
 Best Time **1:41.228** Best Speed **74.683** On **7** Gp **a**

Lap	Elapsed Time	Lap Time	Lap Speed
1	1:47.524	1:47.524	70.310
2	3:29.135	1:41.611	74.401
3	5:10.920	1:41.785	74.274
4	6:52.322	1:41.402	74.555
5	8:34.141	1:41.819	74.249
6	10:15.941	1:41.800	74.263
7	11:57.169	1:41.228	74.683
8	13:39.897	1:42.728	73.592

11 **126 Phil HARVEY**
 Total Time **13:57.628** Avg Speed **72.204** Behind **39.577**
 Best Time **1:43.300** Best Speed **73.185** On **6** Gp **b**

Lap	Elapsed Time	Lap Time	Lap Speed
1	1:50.851	1:50.851	68.200
2	3:35.184	1:44.333	72.460
3	5:18.877	1:43.693	72.908
4	7:02.281	1:43.404	73.111
5	8:45.952	1:43.671	72.923
6	10:29.252	1:43.300	73.185
7	12:12.866	1:43.614	72.963
8	13:57.628	1:44.762	72.164

12 **26 Chris McGAHAN**
 Total Time **13:57.893** Avg Speed **72.181** Behind **39.842**
 Best Time **1:43.077** Best Speed **73.343** On **4** Gp **b**

Lap	Elapsed Time	Lap Time	Lap Speed
1	1:50.989	1:50.989	68.115
2	3:35.343	1:44.354	72.446
3	5:19.380	1:44.037	72.666
4	7:02.457	1:43.077	73.343
5	8:46.253	1:43.796	72.835
6	10:29.418	1:43.165	73.281
7	12:12.994	1:43.576	72.990
8	13:57.893	1:44.899	72.069



MCUI
 Ulster Centre
 Timing
 www.elaps-timing.com



Powered by
 e-Laps II
 © 2008
 Walter Marks



125cc GP

Race 1 - Cookstown Town Centre Forum

Saturday, 30 April 2011

DETAILED RESULT

Race Classification

13 7 Jeff SHAW

Total Time **14:05.449** Avg Speed **71.536** Behind **47.398**
 Best Time **1:44.412** Best Speed **72.405** On **2** Gp **c**

Lap	Elapsed Time	Lap Time	Lap Speed
1	1:50.435	1:50.435	68.457
2	3:34.847	1:44.412	72.405
3	5:19.449	1:44.602	72.274
4	7:04.100	1:44.651	72.240
5	8:48.705	1:44.605	72.272
6	10:33.234	1:44.529	72.324
7	12:20.264	1:47.030	70.634
8	14:05.449	1:45.185	71.873

14 68 Gary JORDAN

Total Time **14:14.073** Avg Speed **70.814** Behind **56.022**
 Best Time **1:44.980** Best Speed **72.014** On **3** Gp **c**

Lap	Elapsed Time	Lap Time	Lap Speed
1	1:53.320	1:53.320	66.714
2	3:39.180	1:45.860	71.415
3	5:24.160	1:44.980	72.014
4	7:09.530	1:45.370	71.747
5	8:55.123	1:45.593	71.596
6	10:40.863	1:45.740	71.496
7	12:27.419	1:46.556	70.949
8	14:14.073	1:46.654	70.883

15 49 Malcolm LOVE

Total Time **14:18.900** Avg Speed **70.416** Behind **1:00.849**
 Best Time **1:44.638** Best Speed **72.249** On **6** Gp **c**

Lap	Elapsed Time	Lap Time	Lap Speed
1	1:54.277	1:54.277	66.155
2	3:42.486	1:48.209	69.865
3	5:30.202	1:47.716	70.185
4	7:16.186	1:45.984	71.332
5	9:01.770	1:45.584	71.602
6	10:46.408	1:44.638	72.249
7	12:31.791	1:45.383	71.738
8	14:18.900	1:47.109	70.582

Race Classification

16 333 Warren REEVE

Total Time **14:21.981** Avg Speed **70.164** Behind **1:03.930**
 Best Time **1:45.270** Best Speed **71.815** On **6** Gp **c**

Lap	Elapsed Time	Lap Time	Lap Speed
1	1:54.874	1:54.874	65.811
2	3:41.878	1:47.004	70.652
3	5:29.694	1:47.816	70.119
4	7:16.658	1:46.964	70.678
5	9:02.589	1:45.931	71.367
6	10:47.859	1:45.270	71.815
7	12:34.412	1:46.553	70.951
8	14:21.981	1:47.569	70.280

17 14 Jack SANDS

Total Time **14:23.464** Avg Speed **70.043** Behind **1:05.413**
 Best Time **1:45.911** Best Speed **71.381** On **2** Gp **b**

Lap	Elapsed Time	Lap Time	Lap Speed
1	1:56.043	1:56.043	65.148
2	3:41.954	1:45.911	71.381
3	5:28.302	1:46.348	71.087
4	7:15.565	1:47.263	70.481
5	9:01.729	1:46.164	71.211
6	10:48.101	1:46.372	71.071
7	12:35.140	1:47.039	70.628
8	14:23.464	1:48.324	69.791

18 44 Craig GIBSON

Total Time **14:41.462** Avg Speed **68.613** Behind **1:23.411**
 Best Time **1:38.872** Best Speed **76.462** On **6** Gp **b**

Lap	Elapsed Time	Lap Time	Lap Speed
1	1:49.608	1:49.608	68.973
2	3:30.292	1:40.684	75.086
3	5:10.344	1:40.052	75.561
4	6:50.333	1:39.989	75.608
5	8:30.201	1:39.868	75.700
6	10:09.073	1:38.872	76.462
7	12:59.346	2:50.273	44.399
8	14:41.462	1:42.116	74.033

19 50 Mick CHATTERTON

Total Time **13:04.139** Avg Speed **67.488** Behind **1 Lap**
 Best Time **1:49.112** Best Speed **69.287** On **7** Gp **c**

Lap	Elapsed Time	Lap Time	Lap Speed
1	2:00.996	2:00.996	62.481
2	3:52.926	1:51.930	67.542
3	5:43.732	1:50.806	68.227
4	7:33.655	1:49.923	68.775
5	9:24.634	1:50.979	68.121
6	11:15.027	1:50.393	68.483
7	13:04.139	1:49.112	69.287



THE ROYAL HOTEL & BRAESIDE COOKSTOWN 100

125cc GP

Race 1 - Cookstown Town Centre Forum

Saturday, 30 April 2011

DETAILED RESULT



Not Classified

DNF 1 Darren BURNS

Total Time **10:00.552** Avg Speed **75.531** Behind **2 Laps**
Best Time **1:37.433** Best Speed **77.592** On **6** Gp **a**

Lap	Elapsed Time	Lap Time	Lap Speed
1	1:45.822	1:45.822	71.441
2	3:25.877	1:40.055	75.558
3	5:06.095	1:40.218	75.436
4	6:44.239	1:38.144	77.030
5	8:23.119	1:38.880	76.456
6	10:00.552	1:37.433	77.592

DNF 150 Peter McKILLOP

Total Time **11:15.777** Avg Speed **67.123** Behind **1:15.225**
Best Time **1:49.794** Best Speed **68.856** On **4** Gp **c**


Lap	Elapsed Time	Lap Time	Lap Speed
1	1:59.388	1:59.388	63.323
2	3:53.630	1:54.242	66.175
3	5:44.369	1:50.739	68.269
4	7:34.163	1:49.794	68.856
5	9:25.182	1:51.019	68.096
6	11:15.777	1:50.595	68.358

THE ROYAL HOTEL & BRAESIDE COOKSTOWN 100

125cc GP


Race 1 - Cookstown Town Centre Forum

LAP CHART



1					3					5				
No	Name	G	Elapsed Time	Lap Time	No	Name	G	Elapsed Time	Lap Time	No	Name	G	Elapsed Time	Lap Time
104	Daley MATHISON	a	1:44.566	1:44.566	6	William DUNLOP	b	5:04.275	1:40.291	6	William DUNLOP	b	8:20.977	1:38.090
6	William DUNLOP	b	1:45.304	1:45.304	104	Daley MATHISON	a	5:04.299	1:39.588	86	Nigel MOORE	a	8:21.757	1:38.539
33	Sam DUNLOP	a	1:45.465	1:45.465	86	Nigel MOORE	a	5:04.500	1:39.475	104	Daley MATHISON	a	8:22.834	1:39.042
1	Darren BURNS	a	1:45.822	1:45.822	33	Sam DUNLOP	a	5:05.853	1:40.183	1	Darren BURNS	a	8:23.119	1:38.880
86	Nigel MOORE	a	1:45.933	1:45.933	1	Darren BURNS	a	5:06.095	1:40.218	33	Sam DUNLOP	a	8:25.743	1:39.411
9	Wayne KENNEDY	a	1:46.472	1:46.472	9	Wayne KENNEDY	a	5:06.389	1:40.187	9	Wayne KENNEDY	a	8:26.145	1:39.541
32	Joe PHILLIPS	a	1:47.524	1:47.524	18	Paul ROBINSON	c	5:08.269	1:39.202	54	Adrian COLEMAN	a	8:26.722	1:39.272
97	Seamus ELLIOTT	b	1:47.921	1:47.921	54	Adrian COLEMAN	a	5:08.338	1:40.165	18	Paul ROBINSON	c	8:28.704	1:40.114
54	Adrian COLEMAN	a	1:48.225	1:48.225	97	Seamus ELLIOTT	b	5:09.641	1:40.569	97	Seamus ELLIOTT	b	8:29.593	1:39.869
18	Paul ROBINSON	c	1:48.263	1:48.263	5	William COWDEN	b	5:09.847	1:40.082	44	Craig GIBSON	b	8:30.201	1:39.868
5	William COWDEN	b	1:48.359	1:48.359	44	Craig GIBSON	b	5:10.344	1:40.052	5	William COWDEN	b	8:30.271	1:40.737
44	Craig GIBSON	b	1:49.608	1:49.608	32	Joe PHILLIPS	a	5:10.920	1:41.785	32	Joe PHILLIPS	a	8:34.141	1:41.819
7	Jeff SHAW	c	1:50.435	1:50.435	126	Phil HARVEY	b	5:18.877	1:43.693	126	Phil HARVEY	b	8:45.952	1:43.671
126	Phil HARVEY	b	1:50.851	1:50.851	26	Chris McGAHAN	b	5:19.380	1:44.037	26	Chris McGAHAN	b	8:46.253	1:43.796
26	Chris McGAHAN	b	1:50.989	1:50.989	7	Jeff SHAW	c	5:19.449	1:44.602	7	Jeff SHAW	c	8:48.705	1:44.605
68	Gary JORDAN	c	1:53.320	1:53.320	68	Gary JORDAN	c	5:24.160	1:44.980	68	Gary JORDAN	c	8:55.123	1:45.593
49	Malcolm LOVE	c	1:54.277	1:54.277	14	Jack SANDS	b	5:28.302	1:46.348	14	Jack SANDS	b	9:01.729	1:46.164
333	Warren REEVE	c	1:54.874	1:54.874	333	Warren REEVE	c	5:29.694	1:47.816	49	Malcolm LOVE	c	9:01.770	1:45.584
14	Jack SANDS	b	1:56.043	1:56.043	49	Malcolm LOVE	c	5:30.202	1:47.716	333	Warren REEVE	c	9:02.589	1:45.931
150	Peter McKILLOP	c	1:59.388	1:59.388	50	Mick CHATTERTON	c	5:43.732	1:50.806	50	Mick CHATTERTON	c	9:24.634	1:50.979
50	Mick CHATTERTON	c	2:00.996	2:00.996	150	Peter McKILLOP	c	5:44.369	1:50.739	150	Peter McKILLOP	c	9:25.182	1:51.019

2					4					6				
No	Name	G	Elapsed Time	Lap Time	No	Name	G	Elapsed Time	Lap Time	No	Name	G	Elapsed Time	Lap Time
6	William DUNLOP	b	3:23.984	1:38.680	6	William DUNLOP	b	6:42.887	1:38.612	6	William DUNLOP	b	9:58.819	1:37.842
104	Daley MATHISON	a	3:24.711	1:40.145	86	Nigel MOORE	a	6:43.218	1:38.718	86	Nigel MOORE	a	10:00.169	1:38.412
86	Nigel MOORE	a	3:25.025	1:39.092	104	Daley MATHISON	a	6:43.792	1:39.493	1	Darren BURNS	a	10:00.552	1:37.433
33	Sam DUNLOP	a	3:25.670	1:40.205	1	Darren BURNS	a	6:44.239	1:38.144	104	Daley MATHISON	a	10:01.370	1:38.536
1	Darren BURNS	a	3:25.877	1:40.055	33	Sam DUNLOP	a	6:46.332	1:40.479	33	Sam DUNLOP	a	10:05.181	1:39.438
9	Wayne KENNEDY	a	3:26.202	1:39.730	9	Wayne KENNEDY	a	6:46.604	1:40.215	9	Wayne KENNEDY	a	10:05.447	1:39.302
54	Adrian COLEMAN	a	3:28.173	1:39.948	54	Adrian COLEMAN	a	6:47.450	1:39.112	54	Adrian COLEMAN	a	10:06.177	1:39.455
18	Paul ROBINSON	c	3:29.067	1:40.804	18	Paul ROBINSON	c	6:48.590	1:40.321	18	Paul ROBINSON	c	10:07.608	1:38.904
97	Seamus ELLIOTT	b	3:29.072	1:41.151	5	William COWDEN	b	6:49.534	1:39.687	97	Seamus ELLIOTT	b	10:08.863	1:39.270
32	Joe PHILLIPS	a	3:29.135	1:41.611	97	Seamus ELLIOTT	b	6:49.724	1:40.083	44	Craig GIBSON	b	10:09.073	1:38.872
5	William COWDEN	b	3:29.765	1:41.406	44	Craig GIBSON	b	6:50.333	1:39.989	5	William COWDEN	b	10:09.242	1:38.971
44	Craig GIBSON	b	3:30.292	1:40.684	32	Joe PHILLIPS	a	6:52.322	1:41.402	32	Joe PHILLIPS	a	10:15.941	1:41.800
7	Jeff SHAW	c	3:34.847	1:44.412	126	Phil HARVEY	b	7:02.281	1:43.404	126	Phil HARVEY	b	10:29.252	1:43.300
126	Phil HARVEY	b	3:35.184	1:44.333	26	Chris McGAHAN	b	7:02.457	1:43.077	26	Chris McGAHAN	b	10:29.418	1:43.165
26	Chris McGAHAN	b	3:35.343	1:44.354	7	Jeff SHAW	c	7:04.100	1:44.651	7	Jeff SHAW	c	10:33.234	1:44.529
68	Gary JORDAN	c	3:39.180	1:45.860	68	Gary JORDAN	c	7:09.530	1:45.370	68	Gary JORDAN	c	10:40.863	1:45.740
333	Warren REEVE	c	3:41.878	1:47.004	14	Jack SANDS	b	7:15.565	1:47.263	49	Malcolm LOVE	c	10:46.408	1:44.638
14	Jack SANDS	b	3:41.954	1:45.911	49	Malcolm LOVE	c	7:16.186	1:45.984	333	Warren REEVE	c	10:47.859	1:45.270
49	Malcolm LOVE	c	3:42.486	1:48.209	333	Warren REEVE	c	7:16.658	1:46.964	14	Jack SANDS	b	10:48.101	1:46.372
50	Mick CHATTERTON	c	3:52.926	1:51.930	50	Mick CHATTERTON	c	7:33.655	1:49.923	50	Mick CHATTERTON	c	11:15.027	1:50.393
150	Peter McKILLOP	c	3:53.630	1:54.242	150	Peter McKILLOP	c	7:34.163	1:49.794	150	Peter McKILLOP	c	11:15.777	1:50.595



125cc GP

Race 1 - Cookstown Town Centre Forum

LAP CHART

7

No	Name	G	Elapsed Time	Lap Time
6	William DUNLOP	b	11:35.872	1:37.053
86	Nigel MOORE	a	11:39.786	1:39.617
104	Daley MATHISON	a	11:41.389	1:40.019
33	Sam DUNLOP	a	11:45.080	1:39.899
54	Adrian COLEMAN	a	11:45.468	1:39.291
9	Wayne KENNEDY	a	11:46.507	1:41.060
18	Paul ROBINSON	c	11:47.444	1:39.836
97	Seamus ELLIOTT	b	11:47.935	1:39.072
5	William COWDEN	b	11:48.139	1:38.897
32	Joe PHILLIPS	a	11:57.169	1:41.228
126	Phil HARVEY	b	12:12.866	1:43.614
26	Chris McGAHAN	b	12:12.994	1:43.576
7	Jeff SHAW	c	12:20.264	1:47.030
68	Gary JORDAN	c	12:27.419	1:46.556
49	Malcolm LOVE	c	12:31.791	1:45.383
333	Warren REEVE	c	12:34.412	1:46.553
14	Jack SANDS	b	12:35.140	1:47.039
44	Craig GIBSON	b	12:59.346	2:50.273
50	Mick CHATTERTON	c	13:04.139	1:49.112

8

No	Name	G	Elapsed Time	Lap Time
86	Nigel MOORE	a	13:18.051	1:38.265
104	Daley MATHISON	a	13:20.008	1:38.619
6	William DUNLOP	b	13:20.029	1:44.157
33	Sam DUNLOP	a	13:24.557	1:39.477
54	Adrian COLEMAN	a	13:25.577	1:40.109
97	Seamus ELLIOTT	b	13:27.274	1:39.339
5	William COWDEN	b	13:27.658	1:39.519
9	Wayne KENNEDY	a	13:28.954	1:42.447
18	Paul ROBINSON	c	13:30.348	1:42.904
32	Joe PHILLIPS	a	13:39.897	1:42.728
126	Phil HARVEY	b	13:57.628	1:44.762
26	Chris McGAHAN	b	13:57.893	1:44.899
7	Jeff SHAW	c	14:05.449	1:45.185
68	Gary JORDAN	c	14:14.073	1:46.654
49	Malcolm LOVE	c	14:18.900	1:47.109
333	Warren REEVE	c	14:21.981	1:47.569
14	Jack SANDS	b	14:23.464	1:48.324
44	Craig GIBSON	b	14:41.462	1:42.116

IRISH ROAD RACE 125GP (subject to confirmation)

2011

					#1	
Pos	No.	Name	Total	Diff	Gap	R1
1	86	Nigel MOORE	25	0	0	25
2	104	Daley MATHISON	20	5	5	20
3	6	William DUNLOP	16	9	4	16
4	33	Sam DUNLOP	13	12	3	13
5	54	Adrian COLEMAN	11	14	2	11
6	97	Seamus ELLIOTT	10	15	1	10
7	5	William COWDEN	9	16	1	9
8	9	Wayne KENNEDY	8	17	1	8
9	18	Paul ROBINSON	7	18	1	7
10	32	Joe PHILLIPS	6	19	1	6
11	126	Phil HARVEY	5	20	1	5
12	26	Chris McGAHAN	4	21	1	4
13	7	Jeff SHAW	3	22	1	3
14	68	Gary JORDAN	2	23	1	2
15	49	Malcolm LOVE	1	24	1	1

Event Legend

#1 29/04/2011 ROYAL HOTEL & BRAESIDE COOKSTOWN 100

Championship Standings of ULSTER ROAD RACE 125GP (subject to confirmation) Printed:: 30/04/2011 10:49:57

ULSTER ROAD RACE 125GP (subject to confirmation)

2011

					#1	
Pos	No.	Name	Total	Diff	Gap	R1
1	86	Nigel MOORE	25	0	0	25
2	104	Daley MATHISON	20	5	5	20
3	6	William DUNLOP	16	9	4	16
4	33	Sam DUNLOP	13	12	3	13
5	54	Adrian COLEMAN	11	14	2	11
6	97	Seamus ELLIOTT	10	15	1	10
7	5	William COWDEN	9	16	1	9
8	9	Wayne KENNEDY	8	17	1	8
9	18	Paul ROBINSON	7	18	1	7
10	32	Joe PHILLIPS	6	19	1	6
11	126	Phil HARVEY	5	20	1	5
12	26	Chris McGAHAN	4	21	1	4
13	7	Jeff SHAW	3	22	1	3
14	68	Gary JORDAN	2	23	1	2
15	49	Malcolm LOVE	1	24	1	1

Event Legend

#1 29/04/2011 ROYAL HOTEL & BRAESIDE COOKSTOWN 100