




Royal Hotel
& BRAESIDE

COOKSTOWN 100

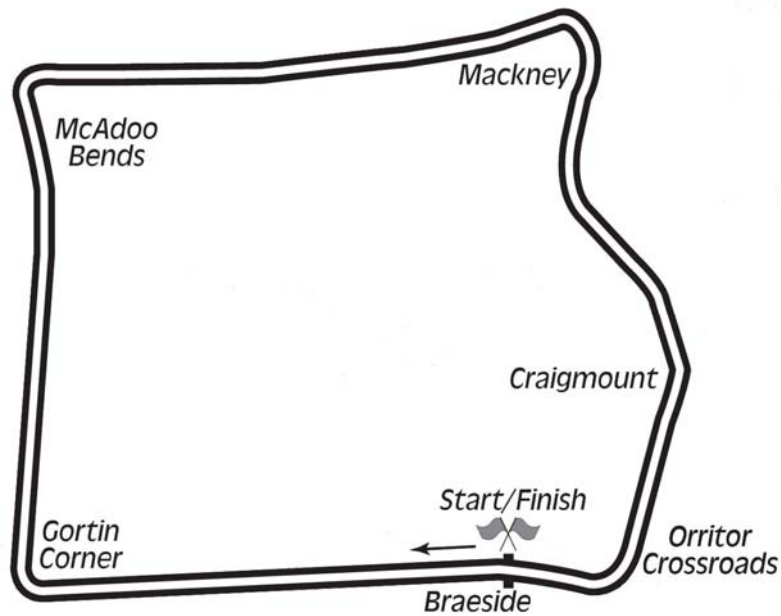
Friday 23rd & Saturday 24th April 2010

promoted by Cookstown & District MCC
www.cookstown100.com

COOKSTOWN TOWN CENTRE FORUM
125cc GP / MOTO 450



Orritor Circuit 2.1 miles



LAP RECORDS

Class	Rider	Machine	m s	mph	Year
125cc	Darran Lindsay	Honda	1 34.778	79.765	2005
250cc	William Dunlop	Honda	1 29.658	84.320	2009
Supersport 400	Ryan Farquhar	Kawasaki	1 36.97	77.962	2003
Supertwins	Ryan Farquhar	Kawasaki 650	1 34.182	80.270	2009
Supersport	Keith Amor	Honda	1 25.144	88.791	2009
Open 1000cc	Keith Amor	Honda	1 23.378	90.671	2009
Senior Support	Gary Robinson	Yamaha 600	1 29.956	84.041	2007
Junior Support	Michael Dunlop	Yamaha 250	1 36.181	78.602	2006
Classic 1000cc	Wattie Brown	Norton 920	1 40.273	75.394	2006
Classic 500cc	Colin Rodgers	Honda	1 42.787	73.550	2004
Classic 350cc	Paul Coward	Honda	1 43.421	73.099	2004
Classic 250cc	Geoff McMullan	Suzuki	1 47.294	70.461	2006

MOST WINS at COOKSTOWN 100

Ray McCullough	14	1967 - 79
Ryan Farquhar	13	1996 - 09
Joey Dunlop	11	1977 - 98
Robert Dunlop	11	1985 - 08
Phillip McCallen	10	1987 - 96
Courtney Junk	8	1974 - 83
Mervyn Elwood	8	1987 - 97

ALL TIME IRISH ROAD RACE WINNERS (after Killalane 2009)

Most Wins at All Irish Road Race Meetings			Most Wins at Irish National Road Race Meetings		
1.	Joey Dunlop	156 1971-00	1.	Ryan Farquhar	121 1995-09
2.	Robert Dunlop	135 1980-08	2.	Joey Dunlop	119 1971-00
3.	Ryan Farquhar	130 1995-09	3.	Robert Dunlop	111 1980-08
4.	Ray McCullough	109 1960-82	4.	Ray McCullough	99 1960-82
5.	Phillip McCallen	109 1987-99	5.	Phillip McCallen	84 1987-99

THE ROYAL HOTEL & BRAESIDE COOKSTOWN 100

125cc GP / MOTO 450


Qualifying

Friday, 23 April 2010



Pos	Class	No	Name	Machine / Sponsor	----- Best Lap -----			On	Laps
					Time	Behind	Speed		
Qualifying Classification									
1	125R	6	William DUNLOP	Honda - J Delaney	1:37.219		77.763	4	6
2	M450	177	Ryan FARQUHAR	Kawasaki 450 - KMR Kawasaki	1:38.566	1.347	76.700	2	6
3	125R	86	Nigel MOORE	Honda	1:41.078	3.859	74.794	4	6
4	125R	33	Sam DUNLOP	Honda	1:42.179	4.960	73.988	5	6
5	125R	54	Adrian COLEMAN	Honda - Browne	1:42.231	5.012	73.950	4	7
6	125R	9	Wayne KENNEDY	Honda - Harp Farm	1:43.014	5.795	73.388	3	6
7	125R	1	Darren BURNS	Honda - Sandown Racing	1:43.321	6.102	73.170	5	6
8	125R	36	Neill McWHIRTER	Honda - PS	1:43.561	6.342	73.000	5	6
9	125R	5	William COWDEN	Honda - Team Cowden	1:43.718	6.499	72.890	3	4
10	125R	44	Craig GIBSON	Honda - Team Polaris Racing	1:43.941	6.722	72.734	5	6
11	125R	11	Peter WAKEFIELD	Honda - PW Racing	1:44.552	7.333	72.309	5	6
12	125R	14	Jack SANDS	Honda	1:45.651	8.432	71.556	4	7
13	125R	157	Ian MORRELL	Honda	1:46.246	9.027	71.156	5	6
14	125R	38	Darren GILPIN	Honda - Trevor Dixon Racing	1:46.653	9.434	70.884	5	6
15	125R	26	Phil HARVEY	Honda	1:46.797	9.578	70.789	5	6
16	125R	49	Malcolm LOVE	Aprilia - People Direct	1:46.831	9.612	70.766	3	6
17	125R	73	Derek COSTELLO	Honda	1:47.050	9.831	70.621	5	6
18	125R	32	Joe PHILLIPS	Honda	1:47.573	10.354	70.278	2	6
19	125R	68	Gary JORDAN	Honda	1:47.884	10.665	70.075	4	6
20	125R	104	Daley MATHISON	Honda - DDM Racing	1:48.298	11.079	69.807	5	6
21	125R	18	Paul ROBINSON	Honda - Impact Conveyor Parts Ltd	1:50.882	13.663	68.181	2	2
22	125R	50	Mick CHATTERTON	Honda	1:54.049	16.830	66.287	4	6

These Results are provisional and are subject to ratification by the Stewards of the Meeting.

Track	Orritor	Signed		Organising Club	Cookstown & District MCC
Length(miles)	2.1000		Chief Timekeeper	Qualifying Started	17:14:32.398
Weather	Sunny	Issued At:	17:42:48		
Track	Dry				



MCUI
Ulster Centre
Timing
www.mcui-uc.org.uk



Powered by
e-Laps II
© 2008
Walter Marks

THE ROYAL HOTEL & BRAESIDE COOKSTOWN 100

125cc GP / MOTO 450

Qualifying

Friday, 23 April 2010

DETAILED RESULT



Qualifying Classification

Position

1 6 William DUNLOP

Behind

Best Time **1:37.219** Best Speed **77.763** On **4** Gp **a**

Lap	Elapsed Time	Lap Time	Lap Speed
1	3:02.626	3:02.626	41.396
2	4:46.216	1:43.590	72.980
3	6:24.319	1:38.103	77.062
4	8:01.538	1:37.219	77.763
5	9:38.903	1:37.365	77.646
6	11:49.876	2:10.973	57.722

2 177 Ryan FARQUHAR

Behind **1.347**

Best Time **1:38.566** Best Speed **76.700** On **2** Gp **a**

Lap	Elapsed Time	Lap Time	Lap Speed
1	2:29.306	2:29.306	50.634
2	4:07.872	1:38.566	76.700
3	5:47.151	1:39.279	76.149
4	7:26.447	1:39.296	76.136
5	9:05.018	1:38.571	76.696
6	10:54.758	1:49.740	68.890

3 86 Nigel MOORE

Behind **3.859**

Best Time **1:41.078** Best Speed **74.794** On **4** Gp **a**

Lap	Elapsed Time	Lap Time	Lap Speed
1	2:32.932	2:32.932	49.434
2	4:14.918	1:41.986	74.128
3	5:56.403	1:41.485	74.494
4	7:37.481	1:41.078	74.794
5	9:18.848	1:41.367	74.580
6	11:21.502	2:02.654	61.637

4 33 Sam DUNLOP

Behind **4.960**

Best Time **1:42.179** Best Speed **73.988** On **5** Gp **a**

Lap	Elapsed Time	Lap Time	Lap Speed
1	3:02.428	3:02.428	41.441
2	4:48.513	1:46.085	71.264
3	6:32.268	1:43.755	72.864
4	8:15.796	1:43.528	73.024
5	9:57.975	1:42.179	73.988
6	12:14.514	2:16.539	55.369

Qualifying Classification

Position

5 54 Adrian COLEMAN

Behind **5.012**

Best Time **1:42.231** Best Speed **73.950** On **4** Gp **a**

Lap	Elapsed Time	Lap Time	Lap Speed
1	2:23.725	2:23.725	52.600
2	4:07.063	1:43.338	73.158
3	5:49.730	1:42.667	73.636
4	7:31.961	1:42.231	73.950
5	9:15.505	1:43.544	73.012
6	11:00.477	1:44.972	72.019
7	13:05.965	2:05.488	60.245

6 9 Wayne KENNEDY

Behind **5.795**

Best Time **1:43.014** Best Speed **73.388** On **3** Gp **a**

Lap	Elapsed Time	Lap Time	Lap Speed
1	2:52.254	2:52.254	43.889
2	4:37.356	1:45.102	71.930
3	6:20.370	1:43.014	73.388
4	8:03.958	1:43.588	72.981
5	9:49.002	1:45.044	71.970
6	12:11.813	2:22.811	52.937

7 1 Darren BURNS

Behind **6.102**

Best Time **1:43.321** Best Speed **73.170** On **5** Gp **a**

Lap	Elapsed Time	Lap Time	Lap Speed
1	2:48.674	2:48.674	44.820
2	4:34.720	1:46.046	71.290
3	6:18.889	1:44.169	72.574
4	8:02.268	1:43.379	73.129
5	9:45.589	1:43.321	73.170
6	12:05.228	2:19.639	54.140

8 36 Neill McWHIRTER

Behind **6.342**

Best Time **1:43.561** Best Speed **73.000** On **5** Gp **a**

Lap	Elapsed Time	Lap Time	Lap Speed
1	3:02.972	3:02.972	41.318
2	4:48.728	1:45.756	71.485
3	6:32.439	1:43.711	72.895
4	8:16.053	1:43.614	72.963
5	9:59.614	1:43.561	73.000
6	12:10.151	2:10.537	57.915



THE ROYAL HOTEL & BRAESIDE COOKSTOWN 100

125cc GP / MOTO 450

Qualifying

Friday, 23 April 2010

DETAILED RESULT



Qualifying Classification

Position

9 5 William COWDEN

Behind 6.499

Best Time 1:43.718 Best Speed 72.890 On 3 Gp a

Lap	Elapsed Time	Lap Time	Lap Speed
1	2:18.650	2:18.650	54.526
2	4:05.837	1:47.187	70.531
3	5:49.555	1:43.718	72.890
4	7:34.465	1:44.910	72.062

10 44 Craig GIBSON

Behind 6.722

Best Time 1:43.941 Best Speed 72.734 On 5 Gp a

Lap	Elapsed Time	Lap Time	Lap Speed
1	2:10.524	2:10.524	57.920
2	3:56.312	1:45.788	71.464
3	5:42.872	1:46.560	70.946
4	7:26.853	1:43.981	72.706
5	9:10.794	1:43.941	72.734
6	11:21.390	2:10.596	57.888

11 11 Peter WAKEFIELD

Behind 7.333

Best Time 1:44.552 Best Speed 72.309 On 5 Gp a

Lap	Elapsed Time	Lap Time	Lap Speed
1	2:14.631	2:14.631	56.153
2	3:59.841	1:45.210	71.856
3	5:44.654	1:44.813	72.128
4	7:30.558	1:45.904	71.385
5	9:15.110	1:44.552	72.309
6	11:14.409	1:59.299	63.370

12 14 Jack SANDS

Behind 8.432

Best Time 1:45.651 Best Speed 71.556 On 4 Gp a

Lap	Elapsed Time	Lap Time	Lap Speed
1	2:00.310	2:00.310	62.838
2	3:47.566	1:47.256	70.486
3	5:33.322	1:45.756	71.485
4	7:18.973	1:45.651	71.556
5	9:04.878	1:45.905	71.385
6	10:50.686	1:45.808	71.450
7	13:17.071	2:26.385	51.645

Qualifying Classification

Position

13 157 Ian MORRELL

Behind 9.027

Best Time 1:46.246 Best Speed 71.156 On 5 Gp a

Lap	Elapsed Time	Lap Time	Lap Speed
1	2:01.461	2:01.461	62.242
2	3:50.127	1:48.666	69.571
3	5:36.671	1:46.544	70.957
4	7:23.178	1:46.507	70.981
5	9:09.424	1:46.246	71.156
6	11:12.415	2:02.991	61.468

14 38 Darren GILPIN

Behind 9.434

Best Time 1:46.653 Best Speed 70.884 On 5 Gp a

Lap	Elapsed Time	Lap Time	Lap Speed
1	2:26.411	2:26.411	51.635
2	4:21.001	1:54.590	65.974
3	6:09.647	1:48.646	69.584
4	7:57.218	1:47.571	70.279
5	9:43.871	1:46.653	70.884
6	11:49.040	2:05.169	60.398

15 26 Phil HARVEY

Behind 9.578

Best Time 1:46.797 Best Speed 70.789 On 5 Gp a

Lap	Elapsed Time	Lap Time	Lap Speed
1	2:52.081	2:52.081	43.933
2	4:43.827	1:51.746	67.653
3	6:30.979	1:47.152	70.554
4	8:20.102	1:49.123	69.280
5	10:06.899	1:46.797	70.789
6	12:20.181	2:13.282	56.722

16 49 Malcolm LOVE

Behind 9.612

Best Time 1:46.831 Best Speed 70.766 On 3 Gp a

Lap	Elapsed Time	Lap Time	Lap Speed
1	2:36.697	2:36.697	48.246
2	4:23.934	1:47.237	70.498
3	6:10.765	1:46.831	70.766
4	7:57.602	1:46.837	70.762
5	9:45.260	1:47.658	70.222
6	11:51.649	2:06.389	59.815



THE ROYAL HOTEL & BRAESIDE COOKSTOWN 100

125cc GP / MOTO 450

Qualifying

Friday, 23 April 2010

DETAILED RESULT



Qualifying Classification

Position

17 73 Derek COSTELLO

Behind 9.831

Best Time 1:47.050 Best Speed 70.621 On 5 Gp a

Lap	Elapsed Time	Lap Time	Lap Speed
1	3:09.648	3:09.648	39.863
2	5:02.498	1:52.850	66.992
3	6:52.624	1:50.126	68.649
4	8:42.650	1:50.026	68.711
5	10:29.700	1:47.050	70.621
6	12:27.651	1:57.951	64.094

18 32 Joe PHILLIPS

Behind 10.354

Best Time 1:47.573 Best Speed 70.278 On 2 Gp a

Lap	Elapsed Time	Lap Time	Lap Speed
1	2:02.269	2:02.269	61.831
2	3:49.842	1:47.573	70.278
3	5:38.068	1:48.226	69.854
4	7:28.245	1:50.177	68.617
5	9:21.108	1:52.863	66.984
6	11:59.173	2:38.065	47.828

19 68 Gary JORDAN

Behind 10.665

Best Time 1:47.884 Best Speed 70.075 On 4 Gp a

Lap	Elapsed Time	Lap Time	Lap Speed
1	2:14.462	2:14.462	56.224
2	4:06.508	1:52.046	67.472
3	5:56.270	1:49.762	68.876
4	7:44.154	1:47.884	70.075
5	10:03.473	2:19.319	54.264
6	12:16.362	2:12.889	56.890

20 104 Daley MATHISON

Behind 11.079

Best Time 1:48.298 Best Speed 69.807 On 5 Gp a

Lap	Elapsed Time	Lap Time	Lap Speed
1	3:02.103	3:02.103	41.515
2	4:58.548	1:56.445	64.923
3	6:50.033	1:51.485	67.812
4	8:40.968	1:50.935	68.148
5	10:29.266	1:48.298	69.807
6	12:28.304	1:59.038	63.509

Qualifying Classification

Position

21 18 Paul ROBINSON

Behind 13.663

Best Time 1:50.882 Best Speed 68.181 On 2 Gp a

Lap	Elapsed Time	Lap Time	Lap Speed
1	8:58.937	8:58.937	14.028
2	10:49.819	1:50.882	68.181

22 50 Mick CHATTERTON

Behind 16.830

Best Time 1:54.049 Best Speed 66.287 On 4 Gp a

Lap	Elapsed Time	Lap Time	Lap Speed
1	2:38.777	2:38.777	47.614
2	4:36.326	1:57.549	64.314
3	6:31.332	1:55.006	65.736
4	8:25.381	1:54.049	66.287
5	10:20.479	1:55.098	65.683
6	12:23.516	2:03.037	61.445



ROYAL HOTEL & BRAESIDE COOKSTOWN 100

125cc GP / MOTO 450

Orritor 2.100 Miles

R1: Cookstown Town Centre Forum Race

25/04/2010 10:30

Race (8 Laps)

RACE 1 - 125GP / MOTO 450

11	18 A	50 B	
10	32 A	68 B	104 C
9	26 A	49 B	73 C
8			
7	38 A		
6	11 A	14 B	157 C
5	36 A	5 B	44 C
4			
3	1 A		
2	33 A	54 B	9 C
1	6 A POLE POSITION	177 B	86 C



Provisional result subject to confirmation by the Stewards of the Meeting

Orbits

Promoted by Cookstown and District Motorcycle Club
MCUI (Ulster Centre) Timing
view results at www.elaps-timing.com

www.amb-it.com
www.mylaps.com
Licensed to: MCUI

THE ROYAL HOTEL & BRAESIDE COOKSTOWN 100

125cc GP / MOTO 450

Race 1 - Cookstown Town Centre Forum 125cc

Saturday, 24 April 2010



Pos	Class	No	Name	Machine / Sponsor	Gp	Laps	Total Time	Behind	Speed	-----Best Lap-----	
										Time	Speed

Race Classification

1	125R	6	William DUNLOP	Honda - James Delaney	a	8	12:49.667	1.179	78.579	1:34.755	79.785	7
2	125R	86	Nigel MOORE	Honda	a	8	13:18.534	28.867	75.739	1:38.645	76.638	3
3	125R	18	Paul ROBINSON	Honda - Impact Conveyor Parts Ltd	c	8	13:19.360	29.693	75.661	1:37.874	77.242	8
4	125R	36	Neill McWHIRTER	Honda - PS	b	8	13:21.639	31.972	75.445	1:39.067	76.312	2
5	125R	33	Sam DUNLOP	Honda	a	8	13:28.943	39.276	74.764	1:39.732	75.803	7
6	125R	9	Wayne KENNEDY	Honda - Harp Farm	a	8	13:29.129	39.462	74.747	1:39.713	75.818	6
7	125R	54	Adrian COLEMAN	Honda - Browne	a	8	13:29.385	39.718	74.723	1:39.838	75.723	5
8	125R	1	Darren BURNS	Honda - Sandown Racing	a	8	13:29.779	40.112	74.687	1:39.915	75.664	5
9	125R	5	William COWDEN	Honda - Team Cowden	b	8	13:34.525	44.858	74.252	1:38.930	76.418	6
10	125R	44	Craig GIBSON	Honda - Team Polaris Racing	b	8	13:34.692	45.025	74.237	1:39.767	75.777	7
11	125R	11	Peter WAKEFIELD	Honda - PW Racing	b	8	13:45.617	55.950	73.254	1:41.368	74.580	5
12	125R	157	Ian MORRELL	Honda	b	8	14:01.949	1:12.282	71.833	1:43.140	73.298	6
13	125R	14	Jack SANDS	Honda	b	8	14:07.343	1:17.676	71.376	1:44.180	72.567	4
14	125R	104	Daley MATHISON	Honda - DDM Racing	c	7	12:14.501	1 Lap	72.049	1:43.512	73.035	6
15	125R	26	Phil HARVEY	Honda	c	7	12:14.857	0.356	72.014	1:42.011	74.110	7
16	125R	32	Joe PHILLIPS	Honda	c	7	12:22.580	8.079	71.265	1:43.872	72.782	6
17	125R	38	Darren GILPIN	Honda - Trevor Dixon Racing	b	7	12:37.615	23.114	69.851	1:46.453	71.017	7
18	125R	73	Derek COSTELLO	Honda	c	7	12:52.009	37.508	68.548	1:48.805	69.482	4

Fastest Lap / New Lap Record 79.785 mph (Previously 79.765 mph)

125R	6	William DUNLOP	Honda - James Delaney	a						1:34.755	79.785	7
------	---	----------------	-----------------------	---	--	--	--	--	--	----------	--------	---

Not Classified

DNF	125R	49	Malcolm LOVE	Aprilia - People Direct	c	3	5:25.429	5 Laps	69.693	1:47.569	70.280	1
DNF	125R	50	Mick CHATTERTON	Honda	c	3	5:35.212	9.783	67.659	1:50.059	68.690	3


Disqualified

DQ	M450	177	Ryan FARQUHAR	Kawasaki 450 - KMR Kawasaki	a	8	12:48.488		78.700	1:34.863	79.694	4
-----------	------	-----	---------------	-----------------------------	---	---	-----------	--	--------	----------	--------	---

Announcements

No 77 Disqualified - Machine declared as ineligible for the race

These Results are provisional and are subject to ratification by the Stewards of the Meeting.

Track	Orritor	Signed		Organising Club	Cookstown & District MCC
Length(miles)	2.1000		Chief Timekeeper	Warmup Started	10:31:48.000
Weather	Cloudy			Race Started	10:35:21.886
Track	Dry	Issued At:	07:34:05	Gp Time Diff - b 15.83 / c 34.51	



MCUI
Ulster Centre
Timing
www.mcui-uc.org.uk



Powered by
e-Laps II
© 2008
Walter Marks

THE ROYAL HOTEL & BRAESIDE COOKSTOWN 100

125cc GP / MOTO 450

Race 1 - Cookstown Town Centre Forum 125cc

Saturday, 24 April 2010

DETAILED RESULT



Race Classification

1 6 William DUNLOP

Total Time **12:49.667** Avg Speed **78.579** Behind **1.179**
 Best Time **1:34.755** Best Speed **79.785** On **7** Gp **a**

Lap	Elapsed Time	Lap Time	Lap Speed
1	1:41.711	1:41.711	74.328
2	3:17.066	1:35.355	79.283
3	4:52.145	1:35.079	79.513
4	6:27.042	1:34.897	79.665
5	8:02.368	1:35.326	79.307
6	9:38.356	1:35.988	78.760
7	11:13.111	1:34.755	79.785
8	12:49.667	1:36.556	78.297

2 86 Nigel MOORE

Total Time **13:18.534** Avg Speed **75.739** Behind **28.867**
 Best Time **1:38.645** Best Speed **76.638** On **3** Gp **a**

Lap	Elapsed Time	Lap Time	Lap Speed
1	1:44.041	1:44.041	72.664
2	3:22.945	1:38.904	76.438
3	5:01.590	1:38.645	76.638
4	6:40.567	1:38.977	76.381
5	8:19.447	1:38.880	76.456
6	9:58.549	1:39.102	76.285
7	11:37.886	1:39.337	76.105
8	13:18.534	1:40.648	75.113

3 18 Paul ROBINSON

Total Time **13:19.360** Avg Speed **75.661** Behind **29.693**
 Best Time **1:37.874** Best Speed **77.242** On **8** Gp **c**

Lap	Elapsed Time	Lap Time	Lap Speed
1	1:42.136	1:42.136	74.019
2	3:22.564	1:40.428	75.278
3	5:04.478	1:41.914	74.180
4	6:44.452	1:39.974	75.620
5	8:23.845	1:39.393	76.062
6	10:02.742	1:38.897	76.443
7	11:41.486	1:38.744	76.562
8	13:19.360	1:37.874	77.242

Race Classification

4 36 Neill McWHIRTER

Total Time **13:21.639** Avg Speed **75.445** Behind **31.972**
 Best Time **1:39.067** Best Speed **76.312** On **2** Gp **b**

Lap	Elapsed Time	Lap Time	Lap Speed
1	1:44.930	1:44.930	72.048
2	3:23.997	1:39.067	76.312
3	5:03.427	1:39.430	76.033
4	6:43.534	1:40.107	75.519
5	8:23.003	1:39.469	76.004
6	10:02.685	1:39.682	75.841
7	11:42.083	1:39.398	76.058
8	13:21.639	1:39.556	75.937

5 33 Sam DUNLOP

Total Time **13:28.943** Avg Speed **74.764** Behind **39.276**
 Best Time **1:39.732** Best Speed **75.803** On **7** Gp **a**

Lap	Elapsed Time	Lap Time	Lap Speed
1	1:47.082	1:47.082	70.600
2	3:27.068	1:39.986	75.611
3	5:07.118	1:40.050	75.562
4	6:47.749	1:40.631	75.126
5	8:28.436	1:40.687	75.084
6	10:09.120	1:40.684	75.086
7	11:48.852	1:39.732	75.803
8	13:28.943	1:40.091	75.531

6 9 Wayne KENNEDY

Total Time **13:29.129** Avg Speed **74.747** Behind **39.462**
 Best Time **1:39.713** Best Speed **75.818** On **6** Gp **a**

Lap	Elapsed Time	Lap Time	Lap Speed
1	1:46.072	1:46.072	71.272
2	3:26.538	1:40.466	75.249
3	5:07.908	1:41.370	74.578
4	6:48.423	1:40.515	75.213
5	8:28.574	1:40.151	75.486
6	10:08.287	1:39.713	75.818
7	11:49.103	1:40.816	74.988
8	13:29.129	1:40.026	75.580

THE ROYAL HOTEL & BRAESIDE COOKSTOWN 100

125cc GP / MOTO 450

Race 1 - Cookstown Town Centre Forum 125cc

Saturday, 24 April 2010

DETAILED RESULT



Race Classification

7 **54 Adrian COLEMAN**
 Total Time **13:29.385** Avg Speed **74.723** Behind **39.718**
 Best Time **1:39.838** Best Speed **75.723** On **5** Gp **a**

Lap	Elapsed Time	Lap Time	Lap Speed
1	1:47.313	1:47.313	70.448
2	3:28.023	1:40.710	75.067
3	5:08.348	1:40.325	75.355
4	6:49.289	1:40.941	74.895
5	8:29.127	1:39.838	75.723
6	10:09.365	1:40.238	75.420
7	11:49.416	1:40.051	75.561
8	13:29.385	1:39.969	75.623

8 1 Darren BURNS

Total Time **13:29.779** Avg Speed **74.687** Behind **40.112**
 Best Time **1:39.915** Best Speed **75.664** On **5** Gp **a**

Lap	Elapsed Time	Lap Time	Lap Speed
1	1:47.589	1:47.589	70.267
2	3:28.291	1:40.702	75.073
3	5:08.599	1:40.308	75.368
4	6:49.511	1:40.912	74.917
5	8:29.426	1:39.915	75.664
6	10:09.570	1:40.144	75.491
7	11:49.765	1:40.195	75.453
8	13:29.779	1:40.014	75.589

9 5 William COWDEN

Total Time **13:34.525** Avg Speed **74.252** Behind **44.858**
 Best Time **1:38.930** Best Speed **76.418** On **6** Gp **b**

Lap	Elapsed Time	Lap Time	Lap Speed
1	1:49.117	1:49.117	69.283
2	3:31.984	1:42.867	73.493
3	5:13.696	1:41.712	74.328
4	6:55.027	1:41.331	74.607
5	8:35.152	1:40.125	75.506
6	10:14.082	1:38.930	76.418
7	11:54.123	1:40.041	75.569
8	13:34.525	1:40.402	75.297

Race Classification

10 **44 Craig GIBSON**
 Total Time **13:34.692** Avg Speed **74.237** Behind **45.025**
 Best Time **1:39.767** Best Speed **75.777** On **7** Gp **b**

Lap	Elapsed Time	Lap Time	Lap Speed
1	1:49.482	1:49.482	69.052
2	3:31.164	1:41.682	74.349
3	5:13.168	1:42.004	74.115
4	6:54.415	1:41.247	74.669
5	8:34.909	1:40.494	75.228
6	10:15.046	1:40.137	75.497
7	11:54.813	1:39.767	75.777
8	13:34.692	1:39.879	75.692

11 11 Peter WAKEFIELD

Total Time **13:45.617** Avg Speed **73.254** Behind **55.950**
 Best Time **1:41.368** Best Speed **74.580** On **5** Gp **b**

Lap	Elapsed Time	Lap Time	Lap Speed
1	1:48.682	1:48.682	69.561
2	3:31.051	1:42.369	73.850
3	5:14.178	1:43.127	73.308
4	6:56.443	1:42.265	73.926
5	8:37.811	1:41.368	74.580
6	10:19.805	1:41.994	74.122
7	12:02.832	1:43.027	73.379
8	13:45.617	1:42.785	73.552

12 157 Ian MORRELL

Total Time **14:01.949** Avg Speed **71.833** Behind **1:12.282**
 Best Time **1:43.140** Best Speed **73.298** On **6** Gp **b**

Lap	Elapsed Time	Lap Time	Lap Speed
1	1:53.117	1:53.117	66.833
2	3:39.891	1:46.774	70.804
3	5:23.531	1:43.640	72.945
4	7:07.467	1:43.936	72.737
5	8:51.215	1:43.748	72.869
6	10:34.355	1:43.140	73.298
7	12:17.884	1:43.529	73.023
8	14:01.949	1:44.065	72.647



MCUI
 Ulster Centre
 Timing
 www.mcui-uc.org.uk



Powered by
 e-Laps II
 © 2008
 Walter Marks


THE ROYAL HOTEL & BRAESIDE COOKSTOWN 100

125cc GP / MOTO 450

Race 1 - Cookstown Town Centre Forum 125cc

Saturday, 24 April 2010

DETAILED RESULT



Race Classification

13 14 Jack SANDS

Total Time **14:07.343** Avg Speed **71.376** Behind **1:17.676**
 Best Time **1:44.180** Best Speed **72.567** On **4** Gp **b**

Lap	Elapsed Time	Lap Time	Lap Speed
1	1:53.699	1:53.699	66.491
2	3:40.380	1:46.681	70.865
3	5:25.101	1:44.721	72.192
4	7:09.281	1:44.180	72.567
5	8:54.348	1:45.067	71.954
6	10:38.567	1:44.219	72.540
7	12:22.851	1:44.284	72.494
8	14:07.343	1:44.492	72.350

14 104 Daley MATHISON

Total Time **12:14.501** Avg Speed **72.049** Behind **1 Lap**
 Best Time **1:43.512** Best Speed **73.035** On **6** Gp **c**

Lap	Elapsed Time	Lap Time	Lap Speed
1	1:47.795	1:47.795	70.133
2	3:32.929	1:45.134	71.908
3	5:17.818	1:44.889	72.076
4	7:02.674	1:44.856	72.099
5	8:47.302	1:44.628	72.256
6	10:30.814	1:43.512	73.035
7	12:14.501	1:43.687	72.912

15 26 Phil HARVEY

Total Time **12:14.857** Avg Speed **72.014** Behind **0.356**
 Best Time **1:42.011** Best Speed **74.110** On **7** Gp **c**

Lap	Elapsed Time	Lap Time	Lap Speed
1	1:53.682	1:53.682	66.501
2	3:37.967	1:44.285	72.494
3	5:21.762	1:43.795	72.836
4	7:04.984	1:43.222	73.240
5	8:48.212	1:43.228	73.236
6	10:32.846	1:44.634	72.252
7	12:14.857	1:42.011	74.110

16 32 Joe PHILLIPS

Total Time **12:22.580** Avg Speed **71.265** Behind **8.079**
 Best Time **1:43.872** Best Speed **72.782** On **6** Gp **c**

Lap	Elapsed Time	Lap Time	Lap Speed
1	1:54.209	1:54.209	66.194
2	3:39.171	1:44.962	72.026
3	5:24.166	1:44.995	72.003
4	7:08.868	1:44.702	72.205
5	8:52.960	1:44.092	72.628
6	10:36.832	1:43.872	72.782
7	12:22.580	1:45.748	71.491

Race Classification

17 38 Darren GILPIN

Total Time **12:37.615** Avg Speed **69.851** Behind **23.114**
 Best Time **1:46.453** Best Speed **71.017** On **7** Gp **b**

Lap	Elapsed Time	Lap Time	Lap Speed
1	1:52.858	1:52.858	66.987
2	3:39.624	1:46.766	70.809
3	5:27.969	1:48.345	69.777
4	7:15.902	1:47.933	70.043
5	9:03.900	1:47.998	70.001
6	10:51.162	1:47.262	70.482
7	12:37.615	1:46.453	71.017

18 73 Derek COSTELLO

Total Time **12:52.009** Avg Speed **68.548** Behind **37.508**
 Best Time **1:48.805** Best Speed **69.482** On **4** Gp **c**

Lap	Elapsed Time	Lap Time	Lap Speed
1	1:52.372	1:52.372	67.277
2	3:42.949	1:50.577	68.369
3	5:33.167	1:50.218	68.591
4	7:21.972	1:48.805	69.482
5	9:10.796	1:48.824	69.470
6	11:01.850	1:51.054	68.075
7	12:52.009	1:50.159	68.628

Not Classified

DNF 49 Malcolm LOVE

Total Time **5:25.429** Avg Speed **69.693** Behind **5 Laps**
 Best Time **1:47.569** Best Speed **70.280** On **1** Gp **c**

Lap	Elapsed Time	Lap Time	Lap Speed
1	1:47.569	1:47.569	70.280
2	3:36.831	1:49.262	69.191
3	5:25.429	1:48.598	69.615

DNF 50 Mick CHATTERTON

Total Time **5:35.212** Avg Speed **67.659** Behind **9.783**
 Best Time **1:50.059** Best Speed **68.690** On **3** Gp **c**

Lap	Elapsed Time	Lap Time	Lap Speed
1	1:54.806	1:54.806	65.850
2	3:45.153	1:50.347	68.511
3	5:35.212	1:50.059	68.690

Disqualified



MCUI
Ulster Centre
Timing
www.mcui-uc.org.uk



Powered by
e-Laps II
© 2008
Walter Marks

THE ROYAL HOTEL & BRAESIDE COOKSTOWN 100

125cc GP / MOTO 450

Race 1 - Cookstown Town Centre Forum 125cc

Saturday, 24 April 2010

DETAILED RESULT



Disqualified

DQ 177 Ryan FARQUHAR

Total Time **12:48.488** Avg Speed **78.700** Behind
Best Time **1:34.863** Best Speed **79.694** On **4** Gp **a**

Lap	Elapsed Time	Lap Time	Lap Speed
1	1:41.177	1:41.177	74.721
2	3:17.219	1:36.042	78.716
3	4:52.257	1:35.038	79.547
4	6:27.120	1:34.863	79.694
5	8:02.467	1:35.347	79.289
6	9:37.973	1:35.506	79.157
7	11:13.230	1:35.257	79.364
8	12:48.488	1:35.258	79.363



MCUI
Ulster Centre
Timing
www.mcui-uc.org.uk




Powered by
e-Laps II
© 2008
Walter Marks

THE ROYAL HOTEL & BRAESIDE COOKSTOWN 100

125cc GP / MOTO 450

Race 1 - Cookstown Town Centre Forum 125cc

LAP CHART



1					3					5				
No	Name	G	Elapsed Time	Lap Time	No	Name	G	Elapsed Time	Lap Time	No	Name	G	Elapsed Time	Lap Time
177	Ryan FARQUHAR	a	1:41.177	1:41.177	6	William DUNLOP	a	4:52.145	1:35.079	6	William DUNLOP	a	8:02.368	1:35.326
6	William DUNLOP	a	1:41.711	1:41.711	177	Ryan FARQUHAR	a	4:52.257	1:35.038	177	Ryan FARQUHAR	a	8:02.467	1:35.347
18	Paul ROBINSON	c	1:42.136	1:42.136	86	Nigel MOORE	a	5:01.590	1:38.645	86	Nigel MOORE	a	8:19.447	1:38.880
86	Nigel MOORE	a	1:44.041	1:44.041	36	Neill McWHIRTER	b	5:03.427	1:39.430	36	Neill McWHIRTER	b	8:23.003	1:39.469
36	Neill McWHIRTER	b	1:44.930	1:44.930	18	Paul ROBINSON	c	5:04.478	1:41.914	18	Paul ROBINSON	c	8:23.845	1:39.393
9	Wayne KENNEDY	a	1:46.072	1:46.072	33	Sam DUNLOP	a	5:07.118	1:40.050	33	Sam DUNLOP	a	8:28.436	1:40.687
33	Sam DUNLOP	a	1:47.082	1:47.082	9	Wayne KENNEDY	a	5:07.908	1:41.370	9	Wayne KENNEDY	a	8:28.574	1:40.151
54	Adrian COLEMAN	a	1:47.313	1:47.313	54	Adrian COLEMAN	a	5:08.348	1:40.325	54	Adrian COLEMAN	a	8:29.127	1:39.838
49	Malcolm LOVE	c	1:47.569	1:47.569	1	Darren BURNS	a	5:08.599	1:40.308	1	Darren BURNS	a	8:29.426	1:39.915
1	Darren BURNS	a	1:47.589	1:47.589	44	Craig GIBSON	b	5:13.168	1:42.004	44	Craig GIBSON	b	8:34.909	1:40.494
104	Daley MATHISON	c	1:47.795	1:47.795	5	William COWDEN	b	5:13.696	1:41.712	5	William COWDEN	b	8:35.152	1:40.125
11	Peter WAKEFIELD	b	1:48.682	1:48.682	11	Peter WAKEFIELD	b	5:14.178	1:43.127	11	Peter WAKEFIELD	b	8:37.811	1:41.368
5	William COWDEN	b	1:49.117	1:49.117	104	Daley MATHISON	c	5:17.818	1:44.889	104	Daley MATHISON	c	8:47.302	1:44.628
44	Craig GIBSON	b	1:49.482	1:49.482	26	Phil HARVEY	c	5:21.762	1:43.795	26	Phil HARVEY	c	8:48.212	1:43.228
73	Derek COSTELLO	c	1:52.372	1:52.372	157	Ian MORRELL	b	5:23.531	1:43.640	157	Ian MORRELL	b	8:51.215	1:43.748
38	Darren GILPIN	b	1:52.858	1:52.858	32	Joe PHILLIPS	c	5:24.166	1:44.995	32	Joe PHILLIPS	c	8:52.960	1:44.092
157	Ian MORRELL	b	1:53.117	1:53.117	14	Jack SANDS	b	5:25.101	1:44.721	14	Jack SANDS	b	8:54.348	1:45.067
26	Phil HARVEY	c	1:53.682	1:53.682	49	Malcolm LOVE	c	5:25.429	1:48.598	38	Darren GILPIN	b	9:03.900	1:47.998
14	Jack SANDS	b	1:53.699	1:53.699	38	Darren GILPIN	b	5:27.969	1:48.345	73	Derek COSTELLO	c	9:10.796	1:48.824
32	Joe PHILLIPS	c	1:54.209	1:54.209	73	Derek COSTELLO	c	5:33.167	1:50.218					
50	Mick CHATTERTON	c	1:54.806	1:54.806	50	Mick CHATTERTON	c	5:35.212	1:50.059	6				
2					4					No	Name	G	Elapsed Time	Lap Time
No	Name	G	Elapsed Time	Lap Time	No	Name	G	Elapsed Time	Lap Time	177	Ryan FARQUHAR	a	9:37.973	1:35.506
6	William DUNLOP	a	3:17.066	1:35.355	6	William DUNLOP	a	6:27.042	1:34.897	6	William DUNLOP	a	9:38.356	1:35.988
177	Ryan FARQUHAR	a	3:17.219	1:36.042	177	Ryan FARQUHAR	a	6:27.120	1:34.863	86	Nigel MOORE	a	9:58.549	1:39.102
18	Paul ROBINSON	c	3:22.564	1:40.428	86	Nigel MOORE	a	6:40.567	1:38.977	36	Neill McWHIRTER	b	10:02.685	1:39.682
86	Nigel MOORE	a	3:22.945	1:38.904	36	Neill McWHIRTER	b	6:43.534	1:40.107	18	Paul ROBINSON	c	10:02.742	1:38.897
36	Neill McWHIRTER	b	3:23.997	1:39.067	18	Paul ROBINSON	c	6:44.452	1:39.974	9	Wayne KENNEDY	a	10:08.287	1:39.713
9	Wayne KENNEDY	a	3:26.538	1:40.466	33	Sam DUNLOP	a	6:47.749	1:40.631	33	Sam DUNLOP	a	10:09.120	1:40.684
33	Sam DUNLOP	a	3:27.068	1:39.986	9	Wayne KENNEDY	a	6:48.423	1:40.515	54	Adrian COLEMAN	a	10:09.365	1:40.238
54	Adrian COLEMAN	a	3:28.023	1:40.710	54	Adrian COLEMAN	a	6:49.289	1:40.941	1	Darren BURNS	a	10:09.570	1:40.144
1	Darren BURNS	a	3:28.291	1:40.702	1	Darren BURNS	a	6:49.511	1:40.912	5	William COWDEN	b	10:14.082	1:38.930
11	Peter WAKEFIELD	b	3:31.051	1:42.369	44	Craig GIBSON	b	6:54.415	1:41.247	44	Craig GIBSON	b	10:15.046	1:40.137
44	Craig GIBSON	b	3:31.164	1:41.682	5	William COWDEN	b	6:55.027	1:41.331	11	Peter WAKEFIELD	b	10:19.805	1:41.994
5	William COWDEN	b	3:31.984	1:42.867	11	Peter WAKEFIELD	b	6:56.443	1:42.265	104	Daley MATHISON	c	10:30.814	1:43.512
104	Daley MATHISON	c	3:32.929	1:45.134	104	Daley MATHISON	c	7:02.674	1:44.856	26	Phil HARVEY	c	10:32.846	1:44.634
49	Malcolm LOVE	c	3:36.831	1:49.262	26	Phil HARVEY	c	7:04.984	1:43.222	157	Ian MORRELL	b	10:34.355	1:43.140
26	Phil HARVEY	c	3:37.967	1:44.285	157	Ian MORRELL	b	7:07.467	1:43.936	32	Joe PHILLIPS	c	10:36.832	1:43.872
32	Joe PHILLIPS	c	3:39.171	1:44.962	32	Joe PHILLIPS	c	7:08.868	1:44.702	14	Jack SANDS	b	10:38.567	1:44.219
38	Darren GILPIN	b	3:39.624	1:46.766	14	Jack SANDS	b	7:09.281	1:44.180	38	Darren GILPIN	b	10:51.162	1:47.262
157	Ian MORRELL	b	3:39.891	1:46.774	38	Darren GILPIN	b	7:15.902	1:47.933	73	Derek COSTELLO	c	11:01.850	1:51.054
14	Jack SANDS	b	3:40.380	1:46.681	73	Derek COSTELLO	c	7:21.972	1:48.805					
73	Derek COSTELLO	c	3:42.949	1:50.577										
50	Mick CHATTERTON	c	3:45.153	1:50.347										



LAP CHART



7

No	Name	G	Elapsed Time	Lap Time
6	William DUNLOP	a	11:13.111	1:34.755
177	Ryan FARQUHAR	a	11:13.230	1:35.257
86	Nigel MOORE	a	11:37.886	1:39.337
18	Paul ROBINSON	c	11:41.486	1:38.744
36	Neill McWHIRTER	b	11:42.083	1:39.398
33	Sam DUNLOP	a	11:48.852	1:39.732
9	Wayne KENNEDY	a	11:49.103	1:40.816
54	Adrian COLEMAN	a	11:49.416	1:40.051
1	Darren BURNS	a	11:49.765	1:40.195
5	William COWDEN	b	11:54.123	1:40.041
44	Craig GIBSON	b	11:54.813	1:39.767
11	Peter WAKEFIELD	b	12:02.832	1:43.027
104	Daley MATHISON	c	12:14.501	1:43.687
26	Phil HARVEY	c	12:14.857	1:42.011
157	Ian MORRELL	b	12:17.884	1:43.529
32	Joe PHILLIPS	c	12:22.580	1:45.748
14	Jack SANDS	b	12:22.851	1:44.284
38	Darren GILPIN	b	12:37.615	1:46.453
73	Derek COSTELLO	c	12:52.009	1:50.159

8

No	Name	G	Elapsed Time	Lap Time
177	Ryan FARQUHAR	a	12:48.488	1:35.258
6	William DUNLOP	a	12:49.667	1:36.556
86	Nigel MOORE	a	13:18.534	1:40.648
18	Paul ROBINSON	c	13:19.360	1:37.874
36	Neill McWHIRTER	b	13:21.639	1:39.556
33	Sam DUNLOP	a	13:28.943	1:40.091
9	Wayne KENNEDY	a	13:29.129	1:40.026
54	Adrian COLEMAN	a	13:29.385	1:39.969
1	Darren BURNS	a	13:29.779	1:40.014
5	William COWDEN	b	13:34.525	1:40.402
44	Craig GIBSON	b	13:34.692	1:39.879
11	Peter WAKEFIELD	b	13:45.617	1:42.785
157	Ian MORRELL	b	14:01.949	1:44.065
14	Jack SANDS	b	14:07.343	1:44.492