




*Royal Hotel*  
**& BRAESIDE  
COOKSTOWN 100**

**Friday 24<sup>th</sup> & Saturday 25<sup>th</sup> April 2009**

**promoted by Cookstown & District MCC  
[www.cookstown100.com](http://www.cookstown100.com)**

**COOKSTOWN DISTRICT COUNCIL OPEN A  
&  
THE ROYAL HOTEL & BRAESIDE  
COOKSTOWN 100 A**



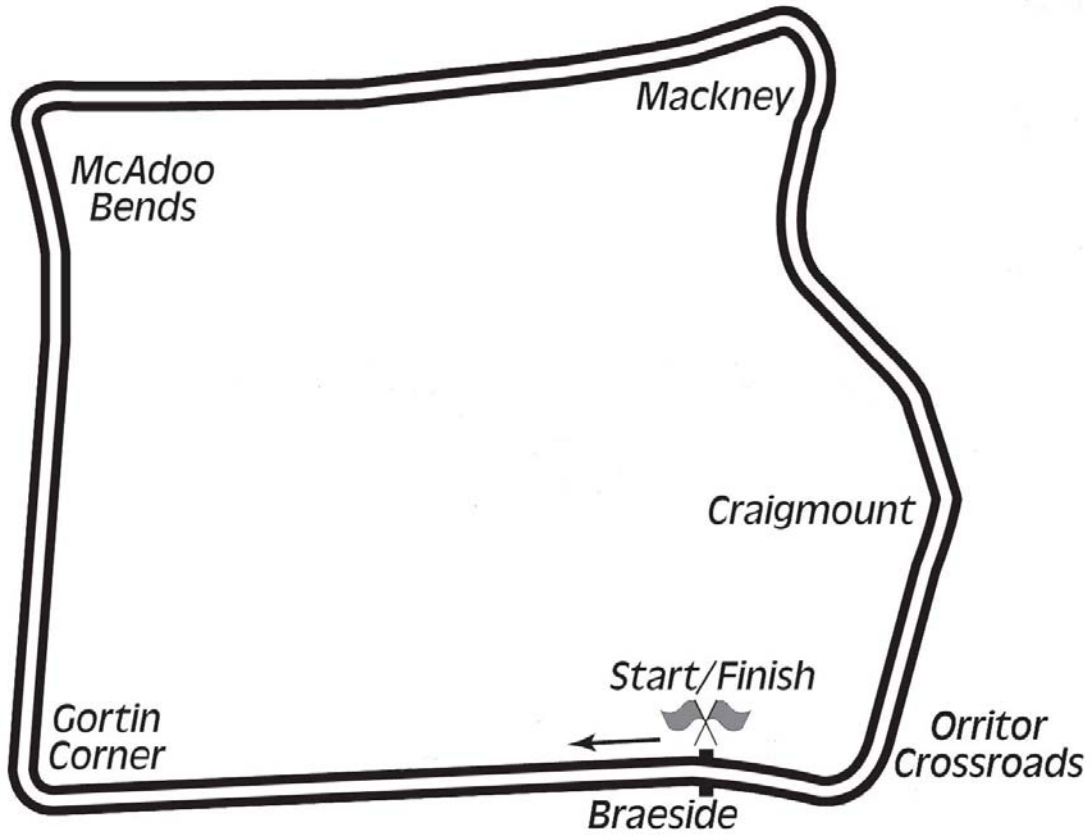
Department of  
Agriculture and  
Rural Development  
[www.dardni.gov.uk](http://www.dardni.gov.uk)



**2&4**  
WHEEL MOTORSPORT  
STEERING GROUP LTD



# Orritor Circuit 2.1 miles



## LAP RECORDS

Class	Rider	Machine	m	s	mph	Year
125cc	Darran Lindsay	Honda	1	34.778	79.765	2005
250cc	Michael Dunlop	Honda	1	30.908	83.161	2008
Supertwins (with 250s)	Adrian Mullen	Suzuki 650	1	38.032	77.118	2008
Supersport	Keith Amor	Honda	1	25.190	88.743	2008
Open 1000cc	Keith Amor	Honda 600	1	24.927	89.018	2008
Senior Support	Gary Robinson	Yamaha 600	1	29.956	84.041	2007
Junior Support	Michael Dunlop	Yamaha 250	1	36.181	78.602	2006
Classic 1000cc	Wattie Brown	Norton 920	1	40.273	75.394	2006
Classic 500cc	Colin Rodgers	Honda	1	42.787	73.550	2004
Classic 350cc	Paul Coward	Honda	1	43.421	73.099	2004
Classic 250cc	Geoff McMullan	Suzuki	1	47.294	70.461	2006




**SUPERBIKE**

**Group A Qualifying**

**Friday, 24 April 2009**

Pos	Class	No	Name	Machine / Sponsor	----- Best Lap -----			Laps	
					Time	Behind	Speed		
<b>Qualifying Classification</b>									
1	OPEN	24	Keith AMOR	Honda - Wilson Craig Racing	1:35.585		79.092	2	4
2	OPEN	8	Conor CUMMINS	Kawasaki - McAdoo Kawasaki Racing	1:37.875	2.290	77.241	2	4
3	OPEN	22	Stephen McLVENNA	Yamaha 600 - McIlvenna Racing	1:38.724	3.139	76.577	2	5
4	OPEN	16	John BURROWS	Suzuki - Burrows Engineering	1:38.787	3.202	76.528	3	4
5	OPEN	36	Michael PEARSON	Honda - G.S Motorcycle Club	1:41.115	5.530	74.766	4	5
6	OPEN	64	Stephen McKNIGHT	Yamaha 600	1:42.252	6.667	73.935	4	5
7	OPEN	14	Tim POOLE	Kawasaki - AIR Kawasaki Racing	1:42.379	6.794	73.843	2	4
8	OPEN	56	Tony CZYZEWSKI	Suzuki - Sure Safe Racing	1:44.520	8.935	72.331	3	4
9	OPEN	34	Dwyer AGNEW	Suzuki	1:44.661	9.076	72.233	2	4
10	OPEN	10	Ivan LINTIN	Yamaha 600 - McKinstry Racing	1:44.788	9.203	72.146	2	4
11	OPEN	26	Dennis BOOTH	Yamaha 600	1:44.989	9.404	72.008	2	4
12	OPEN	52	Andrew BROWN	Aprilia - Freeway Lift Services	1:46.020	10.435	71.307	3	4
13	OPEN	40	John COLLING	Suzuki - Fifers Cabs Coleraine	1:49.533	13.948	69.020	3	4
14	OPEN	32	Myles BYRNE	Yamaha 600 - Step Racing	1:55.545	19.960	65.429	2	4
15	OPEN	62	Alan O DWYER	Yamaha - Diamond Edge Racing	1:57.081	21.496	64.571	2	4

These Results are provisional and are subject to ratification by the Stewards of the Meeting.

Track	<b>Orritor</b>	Signed		Organising Club	<b>Cookstown &amp; District MCC</b>
Length(miles)	<b>2.1000</b>		Chief Timekeeper	Qualifying Started	<b>18:46:38.288</b>
Weather	<b>Rain</b>	Issued At:	18:57:27		
Track	<b>Wet</b>				



**MCUI**  
Ulster Centre  
Timing  
www.mcui-uc.org.uk



Powered by  
**e-Laps II**  
© 2008  
Walter Marks



## SUPERBIKE

### Group A Qualifying

Friday, 24 April 2009

## DETAILED RESULT

### SUPERBIKE

#### Qualifying Classification

Position

**1** 24 Keith AMOR

Behind

Best Time **1:35.585** Best Speed **79.092** On **2** Gp **a**

Lap	Elapsed Time	Lap Time	Lap Speed
1	1:58.775	1:58.775	63.650
2	3:34.360	1:35.585	79.092
3	5:10.398	1:36.038	78.719
4	6:50.509	1:40.111	75.516

**2** 8 Conor CUMMINS

Behind **2.290**

Best Time **1:37.875** Best Speed **77.241** On **2** Gp **a**

Lap	Elapsed Time	Lap Time	Lap Speed
1	2:04.153	2:04.153	60.893
2	3:42.028	1:37.875	77.241
3	5:21.091	1:39.063	76.315
4	7:03.636	1:42.545	73.724

**3** 22 Stephen McILVENNA

Behind **3.139**

Best Time **1:38.724** Best Speed **76.577** On **2** Gp **a**

Lap	Elapsed Time	Lap Time	Lap Speed
1	2:05.231	2:05.231	60.368
2	3:43.955	1:38.724	76.577
3	5:22.691	1:38.736	76.568
4	7:03.961	1:41.270	74.652
5	9:34.942	2:30.981	50.073

**4** 16 John BURROWS

Behind **3.202**

Best Time **1:38.787** Best Speed **76.528** On **3** Gp **a**

Lap	Elapsed Time	Lap Time	Lap Speed
1	2:04.639	2:04.639	60.655
2	3:43.641	1:39.002	76.362
3	5:22.428	1:38.787	76.528
4	7:02.781	1:40.353	75.334

**5** 36 Michael PEARSON

Behind **5.530**

Best Time **1:41.115** Best Speed **74.766** On **4** Gp **a**

Lap	Elapsed Time	Lap Time	Lap Speed
1	2:31.763	2:31.763	49.815
2	4:16.704	1:44.941	72.040
3	5:59.062	1:42.358	73.858
4	7:40.177	1:41.115	74.766
5	9:42.192	2:02.015	61.960

### SUPERBIKE

#### Qualifying Classification

Position

**6** 64 Stephen McKNIGHT

Behind **6.667**

Best Time **1:42.252** Best Speed **73.935** On **4** Gp **a**

Lap	Elapsed Time	Lap Time	Lap Speed
1	2:28.054	2:28.054	51.062
2	4:16.608	1:48.554	69.643
3	6:00.188	1:43.580	72.987
4	7:42.440	1:42.252	73.935
5	9:46.223	2:03.783	61.075

**7** 14 Tim POOLE

Behind **6.794**

Best Time **1:42.379** Best Speed **73.843** On **2** Gp **a**

Lap	Elapsed Time	Lap Time	Lap Speed
1	2:55.330	2:55.330	43.119
2	4:37.709	1:42.379	73.843
3	6:21.721	1:44.012	72.684
4	8:08.029	1:46.308	71.114

**8** 56 Tony CZYZEWSKI

Behind **8.935**

Best Time **1:44.520** Best Speed **72.331** On **3** Gp **a**

Lap	Elapsed Time	Lap Time	Lap Speed
1	2:52.096	2:52.096	43.929
2	4:37.037	1:44.941	72.040
3	6:21.557	1:44.520	72.331
4	8:10.849	1:49.292	69.172

**9** 34 Dwyer AGNEW

Behind **9.076**

Best Time **1:44.661** Best Speed **72.233** On **2** Gp **a**

Lap	Elapsed Time	Lap Time	Lap Speed
1	2:52.907	2:52.907	43.723
2	4:37.568	1:44.661	72.233
3	6:23.368	1:45.800	71.456
4	8:10.546	1:47.178	70.537

**10** 10 Ivan LINTIN

Behind **9.203**

Best Time **1:44.788** Best Speed **72.146** On **2** Gp **a**

Lap	Elapsed Time	Lap Time	Lap Speed
1	2:43.418	2:43.418	46.262
2	4:28.206	1:44.788	72.146
3	6:15.177	1:46.971	70.673
4	8:01.914	1:46.737	70.828





**SUPERBIKE**

**Group A Qualifying**

**Friday, 24 April 2009**

**DETAILED RESULT**

SUPERBIKE

**Qualifying Classification**

Position

**11 26 Dennis BOOTH**

Behind **9.404**

Best Time **1:44.989** Best Speed **72.008** On **2** Gp **a**

Lap	Elapsed Time	Lap Time	Lap Speed
1	2:42.021	2:42.021	46.661
2	4:27.010	1:44.989	72.008
3	6:13.759	1:46.749	70.820
4	7:59.662	1:45.903	71.386

**12 52 Andrew BROWN**

Behind **10.435**

Best Time **1:46.020** Best Speed **71.307** On **3** Gp **a**

Lap	Elapsed Time	Lap Time	Lap Speed
1	2:43.968	2:43.968	46.107
2	5:06.157	2:22.189	53.169
3	6:52.177	1:46.020	71.307
4	8:50.316	1:58.139	63.992

**13 40 John COLLING**

Behind **13.948**

Best Time **1:49.533** Best Speed **69.020** On **3** Gp **a**

Lap	Elapsed Time	Lap Time	Lap Speed
1	2:17.218	2:17.218	55.095
2	4:06.910	1:49.692	68.920
3	5:56.443	1:49.533	69.020
4	7:50.839	1:54.396	66.086

**14 32 Myles BYRNE**

Behind **19.960**

Best Time **1:55.545** Best Speed **65.429** On **2** Gp **a**

Lap	Elapsed Time	Lap Time	Lap Speed
1	2:25.101	2:25.101	52.102
2	4:20.646	1:55.545	65.429
3	6:17.449	1:56.803	64.724
4	8:13.876	1:56.427	64.933

**15 62 Alan O DWYER**

Behind **21.496**

Best Time **1:57.081** Best Speed **64.571** On **2** Gp **a**

Lap	Elapsed Time	Lap Time	Lap Speed
1	3:10.035	3:10.035	39.782
2	5:07.116	1:57.081	64.571
3	7:08.004	2:00.888	62.537
4	9:41.787	2:33.783	49.160






**SUPERBIKE**

**Group B Qualifying**

**Friday, 24 April 2009**

Pos	Class	No	Name	Machine / Sponsor	----- Best Lap -----			On	Laps
					Time	Behind	Speed		
<b>Qualifying Classification</b>									
1	OPEN	77	Ryan FARQUHAR	Kawasaki - KMR Kawasaki	1:36.645		78.224	3	5
2	OPEN	3	Michael DUNLOP	Yamaha - Crossan Motorcycles	1:39.398	2.753	76.058	3	3
3	OPEN	61	John WALSH	Yamaha - Café Mokambo Ireland	1:39.485	2.840	75.991	3	5
4	OPEN	13	Adrian ARCHIBALD	Suzuki - AMA Racing	1:39.640	2.995	75.873	4	5
5	OPEN	23	Andrew BRADY	Yamaha - T & M	1:39.990	3.345	75.608	3	4
6	OPEN	69	Gary JOHNSON	Honda - Robinson Concrete/Uel Duncan	1:40.264	3.619	75.401	4	5
7	OPEN	75	Damien HOWARD	Yamaha 600 - P & L	1:40.865	4.220	74.952	4	5
8	OPEN	133	Olie LINSDELL	Yamaha - Team Flitwick Yamaha	1:40.902	4.257	74.924	4	5
9	OPEN	27	James McCANN	Suzuki 750 - Highway Barrier Solutions	1:41.697	5.052	74.338	3	5
10	OPEN	47	Mickey FITZPATRICK	Yamaha - Bike Depot/Bluca Properties	1:42.074	5.429	74.064	4	4
11	OPEN	51	Darwyn YOUNG	Honda 600 - Home Clean	1:44.148	7.503	72.589	4	5
12	OPEN	6	William DUNLOP	Yamaha - C D Racing	1:44.799	8.154	72.138	4	4
13	OPEN	39	James REDPATH	Suzuki - Raymond Lilley Electrical	1:46.500	9.855	70.986	2	4
14	OPEN	5	Noel HUDSON	Kawasaki - AJS	1:47.224	10.579	70.507	4	4
15	OPEN	71	Davy MORGAN	Honda - CSC Branson Racing	1:47.675	11.030	70.211	3	4
16	OPEN	29	Ryan McCAY	Suzuki 600 - PRF Racing	1:48.407	11.762	69.737	4	4
17	OPEN	119	Kevn STROWGER	TSR Honda 250 - Dave Sandland	1:48.863	12.218	69.445	4	4
18	OPEN	19	Coyles WRIGHT	Suzuki	1:49.576	12.931	68.993	2	4
19	OPEN	57	Adrian LOGUE	Suzuki 750	1:50.858	14.213	68.195	4	4
20	OPEN	11	Paul LENNON	Yamaha	1:51.316	14.671	67.915	4	4
21	OPEN	73	Derek COSTELLO	Yamaha 600	1:53.571	16.926	66.566	2	4
22	OPEN	53	Joe PHILLIPS	Yamaha 600	1:53.841	17.196	66.408	4	4
23	OPEN	79	Bruce BIRNIE	Honda	1:53.922	17.277	66.361	3	4
24	OPEN	21	Alan CONNOR	Suzuki - Connor Racing	2:02.576	25.931	61.676	3	4

These Results are provisional and are subject to ratification by the Stewards of the Meeting.

Track	<b>Orritor</b>	Signed		Organising Club	<b>Cookstown &amp; District MCC</b>
Length(miles)	<b>2.1000</b>		Chief Timekeeper	Qualifying Started	<b>18:58:28.698</b>
Weather	<b>Rain</b>	Issued At:	19:09:11		
Track	<b>Wet</b>				



**MCUI**  
Ulster Centre  
Timing  
www.mcui-uc.org.uk



Powered by  
**e-Laps II**  
© 2008  
Walter Marks





SUPERBIKE

Group B Qualifying

Friday, 24 April 2009

DETAILED RESULT

SUPERBIKE

Qualifying Classification

Position

**1** 77 Ryan FARQUHAR

Behind

Best Time **1:36.645** Best Speed **78.224** On **3** Gp **a**

Lap	Elapsed Time	Lap Time	Lap Speed
1	2:01.482	2:01.482	62.231
2	3:39.579	1:38.097	77.067
3	5:16.224	1:36.645	78.224
4	6:59.431	1:43.207	73.251
5	8:55.394	1:55.963	65.193

**2** 3 Michael DUNLOP

Behind **2.753**

Best Time **1:39.398** Best Speed **76.058** On **3** Gp **a**

Lap	Elapsed Time	Lap Time	Lap Speed
1	3:37.665	3:37.665	34.732
2	5:26.062	1:48.397	69.744
3	7:05.460	1:39.398	76.058

**3** 61 John WALSH

Behind **2.840**

Best Time **1:39.485** Best Speed **75.991** On **3** Gp **a**

Lap	Elapsed Time	Lap Time	Lap Speed
1	2:03.417	2:03.417	61.256
2	3:44.162	1:40.745	75.041
3	5:23.647	1:39.485	75.991
4	7:04.997	1:41.350	74.593
5	8:54.460	1:49.463	69.064

**4** 13 Adrian ARCHIBALD

Behind **2.995**

Best Time **1:39.640** Best Speed **75.873** On **4** Gp **a**

Lap	Elapsed Time	Lap Time	Lap Speed
1	2:13.586	2:13.586	56.593
2	3:54.171	1:40.585	75.160
3	5:33.830	1:39.659	75.859
4	7:13.470	1:39.640	75.873
5	9:16.654	2:03.184	61.372

**5** 23 Andrew BRADY

Behind **3.345**

Best Time **1:39.990** Best Speed **75.608** On **3** Gp **a**

Lap	Elapsed Time	Lap Time	Lap Speed
1	2:55.348	2:55.348	43.114
2	4:40.375	1:45.027	71.981
3	6:20.365	1:39.990	75.608
4	8:04.542	1:44.177	72.569

SUPERBIKE

Qualifying Classification

Position

**6** 69 Gary JOHNSON

Behind **3.619**

Best Time **1:40.264** Best Speed **75.401** On **4** Gp **a**

Lap	Elapsed Time	Lap Time	Lap Speed
1	2:41.099	2:41.099	46.928
2	4:25.163	1:44.064	72.648
3	6:14.762	1:49.599	68.979
4	7:55.026	1:40.264	75.401
5	9:46.772	1:51.746	67.653

**7** 75 Damien HOWARD

Behind **4.220**

Best Time **1:40.865** Best Speed **74.952** On **4** Gp **a**

Lap	Elapsed Time	Lap Time	Lap Speed
1	2:25.886	2:25.886	51.821
2	4:09.932	1:44.046	72.660
3	5:51.920	1:41.988	74.126
4	7:32.785	1:40.865	74.952
5	9:39.794	2:07.009	59.523

**8** 133 Olie LINSDELL

Behind **4.257**

Best Time **1:40.902** Best Speed **74.924** On **4** Gp **a**

Lap	Elapsed Time	Lap Time	Lap Speed
1	2:33.936	2:33.936	49.111
2	4:22.700	1:48.764	69.508
3	6:06.005	1:43.305	73.181
4	7:46.907	1:40.902	74.924
5	9:41.003	1:54.096	66.260

**9** 27 James McCANN

Behind **5.052**

Best Time **1:41.697** Best Speed **74.338** On **3** Gp **a**

Lap	Elapsed Time	Lap Time	Lap Speed
1	2:12.851	2:12.851	56.906
2	3:57.428	1:44.577	72.291
3	5:39.125	1:41.697	74.338
4	7:21.937	1:42.812	73.532
5	9:37.131	2:15.194	55.920





SUPERBIKE

Group B Qualifying

Friday, 24 April 2009

DETAILED RESULT

SUPERBIKE

Qualifying Classification

Position

**10** 47 Mickey FITZPATRICK

Behind 5.429

Best Time 1:42.074 Best Speed 74.064 On 4 Gp a

Lap	Elapsed Time	Lap Time	Lap Speed
1	3:02.731	3:02.731	41.372
2	4:48.926	1:46.195	71.190
3	6:32.128	1:43.202	73.254
4	8:14.202	1:42.074	74.064

**11** 51 Darwyn YOUNG

Behind 7.503

Best Time 1:44.148 Best Speed 72.589 On 4 Gp a

Lap	Elapsed Time	Lap Time	Lap Speed
1	2:26.142	2:26.142	51.731
2	4:12.196	1:46.054	71.284
3	5:56.963	1:44.767	72.160
4	7:41.111	1:44.148	72.589
5	9:42.395	2:01.284	62.333

**12** 6 William DUNLOP

Behind 8.154

Best Time 1:44.799 Best Speed 72.138 On 4 Gp a

Lap	Elapsed Time	Lap Time	Lap Speed
1	3:15.498	3:15.498	38.670
2	5:04.012	1:48.514	69.668
3	6:49.034	1:45.022	71.985
4	8:33.833	1:44.799	72.138

**13** 39 James REDPATH

Behind 9.855

Best Time 1:46.500 Best Speed 70.986 On 2 Gp a

Lap	Elapsed Time	Lap Time	Lap Speed
1	2:40.860	2:40.860	46.997
2	4:27.360	1:46.500	70.986
3	6:16.788	1:49.428	69.087
4	8:04.306	1:47.518	70.314

**14** 5 Noel HUDSON

Behind 10.579

Best Time 1:47.224 Best Speed 70.507 On 4 Gp a

Lap	Elapsed Time	Lap Time	Lap Speed
1	3:02.994	3:02.994	41.313
2	4:53.195	1:50.201	68.602
3	6:42.101	1:48.906	69.418
4	8:29.325	1:47.224	70.507

SUPERBIKE

Qualifying Classification

Position

**15** 71 Davy MORGAN

Behind 11.030

Best Time 1:47.675 Best Speed 70.211 On 3 Gp a

Lap	Elapsed Time	Lap Time	Lap Speed
1	3:22.908	3:22.908	37.258
2	5:11.060	1:48.152	69.902
3	6:58.735	1:47.675	70.211
4	8:46.500	1:47.765	70.153

**16** 29 Ryan McCAY

Behind 11.762

Best Time 1:48.407 Best Speed 69.737 On 4 Gp a

Lap	Elapsed Time	Lap Time	Lap Speed
1	3:10.641	3:10.641	39.656
2	5:03.501	1:52.860	66.986
3	6:53.777	1:50.276	68.555
4	8:42.184	1:48.407	69.737

**17** 119 Kevn STROWGER

Behind 12.218

Best Time 1:48.863 Best Speed 69.445 On 4 Gp a

Lap	Elapsed Time	Lap Time	Lap Speed
1	3:10.172	3:10.172	39.753
2	5:02.882	1:52.710	67.075
3	6:54.182	1:51.300	67.925
4	8:43.045	1:48.863	69.445

**18** 19 Coyles WRIGHT

Behind 12.931

Best Time 1:49.576 Best Speed 68.993 On 2 Gp a

Lap	Elapsed Time	Lap Time	Lap Speed
1	2:36.582	2:36.582	48.281
2	4:26.158	1:49.576	68.993
3	6:17.296	1:51.138	68.024
4	8:09.212	1:51.916	67.551

**19** 57 Adrian LOGUE

Behind 14.213

Best Time 1:50.858 Best Speed 68.195 On 4 Gp a

Lap	Elapsed Time	Lap Time	Lap Speed
1	2:46.827	2:46.827	45.316
2	4:40.117	1:53.290	66.731
3	6:31.865	1:51.748	67.652
4	8:22.723	1:50.858	68.195







**SUPERBIKE**

**Group B Qualifying**

**Friday, 24 April 2009**

**DETAILED RESULT**

SUPERBIKE

**Qualifying Classification**

Position

**20 11 Paul LENNON**

Behind **14.671**

Best Time **1:51.316** Best Speed **67.915** On **4** Gp **a**

Lap	Elapsed Time	Lap Time	Lap Speed
1	2:57.881	2:57.881	42.500
2	4:52.766	1:54.885	65.805
3	6:45.623	1:52.857	66.987
4	8:36.939	1:51.316	67.915

**21 73 Derek COSTELLO**

Behind **16.926**

Best Time **1:53.571** Best Speed **66.566** On **2** Gp **a**

Lap	Elapsed Time	Lap Time	Lap Speed
1	3:22.619	3:22.619	37.311
2	5:16.190	1:53.571	66.566
3	7:13.413	1:57.223	64.492
4	9:31.300	2:17.887	54.828

**22 53 Joe PHILLIPS**

Behind **17.196**

Best Time **1:53.841** Best Speed **66.408** On **4** Gp **a**

Lap	Elapsed Time	Lap Time	Lap Speed
1	2:25.746	2:25.746	51.871
2	4:22.558	1:56.812	64.719
3	6:16.627	1:54.069	66.276
4	8:10.468	1:53.841	66.408

**23 79 Bruce BIRNIE**

Behind **17.277**

Best Time **1:53.922** Best Speed **66.361** On **3** Gp **a**

Lap	Elapsed Time	Lap Time	Lap Speed
1	2:25.182	2:25.182	52.073
2	4:22.174	1:56.992	64.620
3	6:16.096	1:53.922	66.361
4	8:10.124	1:54.028	66.300

**24 21 Alan CONNOR**

Behind **25.931**

Best Time **2:02.576** Best Speed **61.676** On **3** Gp **a**

Lap	Elapsed Time	Lap Time	Lap Speed
1	3:08.223	3:08.223	40.165
2	5:10.813	2:02.590	61.669
3	7:13.389	2:02.576	61.676
4	9:34.923	2:21.534	53.415






**SUPERBIKE**

**Group C Qualifying**

**Friday, 24 April 2009**

Pos	Class	No	Name	Machine / Sponsor	----- Best Lap -----			Laps	
					Time	Behind	Speed		
<b>Qualifying Classification</b>									
1	OPEN	111	Damien MULLEADY	Yamaha - Mulleady Group	1:37.845		77.265	4	5
2	OPEN	93	Paul CRANSTON	Honda - P & J Fuel Haulage	1:38.440	0.595	76.798	4	4
3	OPEN	70	Victor GILMORE	Yamaha 600 - T Lindsay	1:38.764	0.919	76.546	4	5
4	OPEN	87	Michael WELDON	Suzuki	1:41.194	3.349	74.708	3	4
5	OPEN	82	Derek SHEILS	Suzuki - SMB	1:41.957	4.112	74.149	3	5
6	OPEN	30	Wayne KENNEDY	Suzuki0	1:42.187	4.342	73.982	3	5
7	OPEN	76	Andrew NEILL	Suzuki - Wray Brothers	1:42.534	4.689	73.732	4	5
8	OPEN	96	Andy FARRELL	Suzuki 750	1:43.286	5.441	73.195	4	5
9	OPEN	123	Declan O MEARA	Yamaha	1:43.704	5.859	72.900	4	5
10	OPEN	99	Andrew COURTNEY	Yamaha - Team Hardship Racing	1:44.240	6.395	72.525	4	5
11	OPEN	80	Phill ARCHER	Triumph 675	1:49.944	12.099	68.762	2	5
12	OPEN	28	Paul GARTLAND	Suzuki - Lectros Damp Proofing	2:17.427	39.582	55.011	1	2

These Results are provisional and are subject to ratification by the Stewards of the Meeting.

Track	<b>Orritor</b>	Signed		Organising Club	<b>Cookstown &amp; District MCC</b>
Length(miles)	<b>2.1000</b>		Chief Timekeeper	Qualifying Started	<b>19:13:45.735</b>
Weather	<b>Rain</b>	Issued At:	19:26:30		
Track	<b>Wet</b>				



**MCUI**  
Ulster Centre  
Timing  
www.mcui-uc.org.uk



Powered by  
**e-Laps II**  
© 2008  
Walter Marks



SUPERBIKE

Group C Qualifying

Friday, 24 April 2009

DETAILED RESULT

SUPERBIKE

Qualifying Classification

Position

**1** 111 Damien MULLEADY

Behind

Best Time **1:37.845** Best Speed **77.265** On **4** Gp **a**

Lap	Elapsed Time	Lap Time	Lap Speed
1	1:45.036	1:45.036	71.975
2	3:25.957	1:40.921	74.910
3	5:04.828	1:38.871	76.463
4	6:42.673	1:37.845	77.265
5	8:37.565	1:54.892	65.801

**2** 93 Paul CRANSTON

Behind **0.595**

Best Time **1:38.440** Best Speed **76.798** On **4** Gp **a**

Lap	Elapsed Time	Lap Time	Lap Speed
1	1:57.451	1:57.451	64.367
2	3:36.910	1:39.459	76.011
3	5:16.421	1:39.511	75.972
4	6:54.861	1:38.440	76.798

**3** 70 Victor GILMORE

Behind **0.919**

Best Time **1:38.764** Best Speed **76.546** On **4** Gp **a**

Lap	Elapsed Time	Lap Time	Lap Speed
1	1:50.394	1:50.394	68.482
2	3:30.562	1:40.168	75.473
3	5:11.108	1:40.546	75.189
4	6:49.872	1:38.764	76.546
5	8:53.352	2:03.480	61.224

**4** 87 Michael WELDON

Behind **3.349**

Best Time **1:41.194** Best Speed **74.708** On **3** Gp **a**

Lap	Elapsed Time	Lap Time	Lap Speed
1	2:00.816	2:00.816	62.574
2	3:44.776	1:43.960	72.720
3	5:25.970	1:41.194	74.708
4	7:11.503	1:45.533	71.636

SUPERBIKE

Qualifying Classification

Position

**5** 82 Derek SHEILS

Behind **4.112**

Best Time **1:41.957** Best Speed **74.149** On **3** Gp **a**

Lap	Elapsed Time	Lap Time	Lap Speed
1	1:50.199	1:50.199	68.603
2	3:34.095	1:43.896	72.765
3	5:16.052	1:41.957	74.149
4	6:58.614	1:42.562	73.712
5	9:08.478	2:09.864	58.215

**6** 30 Wayne KENNEDY

Behind **4.342**

Best Time **1:42.187** Best Speed **73.982** On **3** Gp **a**

Lap	Elapsed Time	Lap Time	Lap Speed
1	2:18.911	2:18.911	54.423
2	4:03.193	1:44.282	72.496
3	5:45.380	1:42.187	73.982
4	7:28.943	1:43.563	72.999
5	9:42.318	2:13.375	56.682

**7** 76 Andrew NEILL

Behind **4.689**

Best Time **1:42.534** Best Speed **73.732** On **4** Gp **a**

Lap	Elapsed Time	Lap Time	Lap Speed
1	2:11.111	2:11.111	57.661
2	3:57.203	1:46.092	71.259
3	5:44.262	1:47.059	70.615
4	7:26.796	1:42.534	73.732
5	9:37.602	2:10.806	57.796

**8** 96 Andy FARRELL

Behind **5.441**

Best Time **1:43.286** Best Speed **73.195** On **4** Gp **a**

Lap	Elapsed Time	Lap Time	Lap Speed
1	2:12.093	2:12.093	57.232
2	3:55.712	1:43.619	72.960
3	5:39.943	1:44.231	72.531
4	7:23.229	1:43.286	73.195
5	9:31.668	2:08.439	58.861





**SUPERBIKE**

**Group C Qualifying**

**Friday, 24 April 2009**

**DETAILED RESULT**

SUPERBIKE

**Qualifying Classification**

Position

**9 123 Declan O MEARA**

Behind **5.859**

Best Time **1:43.704** Best Speed **72.900** On **4** Gp **a**

Lap	Elapsed Time	Lap Time	Lap Speed
1	2:13.094	2:13.094	56.802
2	3:58.554	1:45.460	71.686
3	5:44.539	1:45.985	71.331
4	7:28.243	1:43.704	72.900
5	9:37.794	2:09.551	58.355

**10 99 Andrew COURTNEY**

Behind **6.395**

Best Time **1:44.240** Best Speed **72.525** On **4** Gp **a**

Lap	Elapsed Time	Lap Time	Lap Speed
1	2:18.471	2:18.471	54.596
2	4:08.148	1:49.677	68.930
3	5:53.548	1:45.400	71.727
4	7:37.788	1:44.240	72.525
5	9:53.335	2:15.547	55.774

**11 80 Phill ARCHER**

Behind **12.099**

Best Time **1:49.944** Best Speed **68.762** On **2** Gp **a**

Lap	Elapsed Time	Lap Time	Lap Speed
1	2:02.749	2:02.749	61.589
2	3:52.693	1:49.944	68.762
3	5:44.027	1:51.334	67.904
4	7:36.305	1:52.278	67.333
5	9:54.862	2:18.557	54.562

**12 28 Paul GARTLAND**

Behind **39.582**

Best Time **2:17.427** Best Speed **55.011** On **1** Gp **a**

Lap	Elapsed Time	Lap Time	Lap Speed
1	2:17.427	2:17.427	55.011
2	5:26.423	3:08.996	40.001



# THE ROYAL HOTEL & BRAESIDE COOKSTOWN 10



## SUPERBIKE


### Combined Qualifying

Friday, 24 April 2009

-----Best Time / Qual Laps-----

Pos	Class	No	Name	Session A	Session B	Session C	Session D	Overall Best Time / Speed / Total Qual Laps
<b>Qualifying Classification</b>								
1	OPEN	24	Keith AMOR	1:35.585	-----	-----	-----	1:35.585 79.092
2	OPEN	77	Ryan FARQUHAR	-----	1:36.645	-----	-----	1:36.645 78.224
3	OPEN	111	Damien MULLEADY	-----	-----	1:37.845	-----	1:37.845 77.265
4	OPEN	8	Conor CUMMINS	1:37.875	-----	-----	-----	1:37.875 77.241
5	OPEN	93	Paul CRANSTON	-----	-----	1:38.440	-----	1:38.440 76.798
6	OPEN	22	Stephen McILVENNA	1:38.724	-----	-----	-----	1:38.724 76.577
7	OPEN	70	Victor GILMORE	-----	-----	1:38.764	-----	1:38.764 76.546
8	OPEN	16	John BURROWS	1:38.787	-----	-----	-----	1:38.787 76.528
9	OPEN	3	Michael DUNLOP	-----	1:39.398	-----	-----	1:39.398 76.058
10	OPEN	61	John WALSH	-----	1:39.485	-----	-----	1:39.485 75.991
11	OPEN	13	Adrian ARCHIBALD	-----	1:39.640	-----	-----	1:39.640 75.873
12	OPEN	23	Andrew BRADY	-----	1:39.990	-----	-----	1:39.990 75.608
13	OPEN	69	Gary JOHNSON	-----	1:40.264	-----	-----	1:40.264 75.401
14	OPEN	75	Damien HOWARD	-----	1:40.865	-----	-----	1:40.865 74.952
15	OPEN	133	Olie LINSDELL	-----	1:40.902	-----	-----	1:40.902 74.924
16	OPEN	36	Michael PEARSON	1:41.115	-----	-----	-----	1:41.115 74.766
17	OPEN	87	Michael WELDON	-----	-----	1:41.194	-----	1:41.194 74.708
18	OPEN	27	James McCANN	-----	1:41.697	-----	-----	1:41.697 74.338
19	OPEN	82	Derek SHEILS	-----	-----	1:41.957	-----	1:41.957 74.149
20	OPEN	47	Mickey FITZPATRICK	-----	1:42.074	-----	-----	1:42.074 74.064
21	OPEN	30	Wayne KENNEDY	-----	-----	1:42.187	-----	1:42.187 73.982
22	OPEN	64	Stephen McKNIGHT	1:42.252	-----	-----	-----	1:42.252 73.935
23	OPEN	14	Tim POOLE	1:42.379	-----	-----	-----	1:42.379 73.843
24	OPEN	76	Andrew NEILL	-----	-----	1:42.534	-----	1:42.534 73.732
25	OPEN	96	Andy FARRELL	-----	-----	1:43.286	-----	1:43.286 73.195
26	OPEN	123	Declan O MEARA	-----	-----	1:43.704	-----	1:43.704 72.900
27	OPEN	51	Darwyn YOUNG	-----	1:44.148	-----	-----	1:44.148 72.589
28	OPEN	99	Andrew COURTNEY	-----	-----	1:44.240	-----	1:44.240 72.525
29	OPEN	56	Tony CZYZEWSKI	1:44.520	-----	-----	-----	1:44.520 72.331
30	OPEN	34	Dwyer AGNEW	1:44.661	-----	-----	-----	1:44.661 72.233
31	OPEN	10	Ivan LINTIN	1:44.788	-----	-----	-----	1:44.788 72.146
32	OPEN	6	William DUNLOP	-----	1:44.799	-----	-----	1:44.799 72.138
33	OPEN	26	Dennis BOOTH	1:44.989	-----	-----	-----	1:44.989 72.008
34	OPEN	52	Andrew BROWN	1:46.020	-----	-----	-----	1:46.020 71.307
35	OPEN	39	James REDPATH	-----	1:46.500	-----	-----	1:46.500 70.986
36	OPEN	5	Noel HUDSON	-----	1:47.224	-----	-----	1:47.224 70.507
37	OPEN	71	Davy MORGAN	-----	1:47.675	-----	-----	1:47.675 70.211
38	OPEN	29	Ryan McCAY	-----	1:48.407	-----	-----	1:48.407 69.737
39	OPEN	119	Kevn STROWGER	-----	1:48.863	-----	-----	1:48.863 69.445
40	OPEN	40	John COLLING	1:49.533	-----	-----	-----	1:49.533 69.020
41	OPEN	19	Coyles WRIGHT	-----	1:49.576	-----	-----	1:49.576 68.993
42	OPEN	80	Phill ARCHER	-----	-----	1:49.944	-----	1:49.944 68.762
43	OPEN	57	Adrian LOGUE	-----	1:50.858	-----	-----	1:50.858 68.195
44	OPEN	11	Paul LENNON	-----	1:51.316	-----	-----	1:51.316 67.915
45	OPEN	73	Derek COSTELLO	-----	1:53.571	-----	-----	1:53.571 66.566
46	OPEN	53	Joe PHILLIPS	-----	1:53.841	-----	-----	1:53.841 66.408

These Results are provisional and are subject to ratification by the Stewards of the Meeting.

Track	<b>Orritor</b>	Signed		Organising Club	<b>Cookstown &amp; District MCC</b>
Length(miles)	<b>2.1000</b>		Chief Timekeeper		
Weather	<b>Rain</b>				
Track	<b>Wet</b>	Issued At:			



**MCUI**  
Ulster Centre  
Timing  
www.mcui-uc.org.uk



Powered by  
**e-Laps II**  
© 2008  
Walter Marks

# THE ROYAL HOTEL & BRAESIDE COOKSTOWN 10

## SUPERBIKE

### Combined Qualifying


Friday, 24 April 2009



#### Qualifying Classification

47	OPEN	79	Bruce BIRNIE	-----	1:53.922	-----	-----	1:53.922	66.361
48	OPEN	32	Myles BYRNE	1:55.545	-----	-----	-----	1:55.545	65.429
49	OPEN	62	Alan O DWYER	1:57.081	-----	-----	-----	1:57.081	64.571
50	OPEN	21	Alan CONNOR	-----	2:02.576	-----	-----	2:02.576	61.676
51	OPEN	28	Paul GARTLAND	-----	-----	2:17.427	-----	2:17.427	55.011

These Results are provisional and are subject to ratification by the Stewards of the Meeting.

Track	<b>Orritor</b>	Signed		Organising Club	<b>Cookstown &amp; District MCC</b>
Length(miles)	<b>2.1000</b>		Chief Timekeeper		
Weather	<b>Rain</b>				
Track	<b>Wet</b>	Issued At:			



Powered by  
**e-Laps II**  
© 2008  
Walter Marks





# THE ROYAL HOTEL & BRAESIDE COOKSTOWN 100



## SUPERBIKE

### Race 3 - Cookstown District Council Open A


Saturday, 25 April 2009

Pos	Class	No	Name	Machine / Sponsor	Gp	Laps	Total Time	Behind	Speed	-----Best Lap-----		
										Time	Speed	On
1	OPEN	77	Ryan FARQUHAR	Kawasaki - KMR Kawasaki	a	8	11:31.590		87.451	1:25.308	88.620	8
2	OPEN	8	Conor CUMMINS	Kawasaki - McAdoo Kawasaki Racing	a	8	11:32.465	0.875	87.340	1:25.361	88.565	7
3	OPEN	24	Keith AMOR	Honda - Wilson Craig Racing	a	8	11:32.621	1.031	87.320	1:24.835	89.114	7
4	OPEN	69	Gary JOHNSON	Honda - Robinson Concrete/Uel Duncan	b	8	11:55.232	23.642	84.560	1:27.377	86.522	7
5	OPEN	13	Adrian ARCHIBALD	Suzuki - AMA Racing	b	8	11:55.654	24.064	84.510	1:27.533	86.367	8
6	OPEN	61	John WALSH	Yamaha - Café Mokambo Ireland	b	8	11:58.383	26.793	84.189	1:27.839	86.067	7
7	OPEN	3	Michael DUNLOP	Yamaha - Crossan Motorcycles	b	8	12:00.330	28.740	83.962	1:28.279	85.638	7
8	OPEN	16	John BURROWS	Suzuki - Burrows Engineering	b	8	12:02.523	30.933	83.707	1:28.688	85.243	6
9	OPEN	36	Michael PEARSON	Yamaha - Carryduff Forklift	c	8	12:05.665	34.075	83.344	1:28.150	85.763	8
10	OPEN	6	William DUNLOP	Yamaha 600 - C D Racing	c	8	12:06.833	35.243	83.210	1:27.835	86.070	8
11	OPEN	82	Derek SHEILS	Suzuki - SMB	c	8	12:09.062	37.472	82.956	1:29.070	84.877	8
12	OPEN	111	Damien MULLEADY	Yamaha 600 - Mulleady Group	a	8	12:10.111	38.521	82.837	1:29.652	84.326	8
13	OPEN	23	Andrew BRADY	Yamaha - T & M	b	8	12:14.791	43.201	82.309	1:30.019	83.982	8
14	OPEN	93	Paul CRANSTON	Honda - P & J Fuel Haulage	a	8	12:15.098	43.508	82.275	1:30.536	83.503	4
15	OPEN	22	Stephen McILVENNA	Yamaha 600 - McIlvenna Racing	a	8	12:15.176	43.586	82.266	1:30.642	83.405	7
16	OPEN	75	Damien HOWARD	Yamaha 600 - P & L	b	8	12:19.614	48.024	81.772	1:30.311	83.711	5
17	OPEN	14	Tim POOLE	Kawasaki - AIR Kawasaki Racing	c	8	12:21.397	49.807	81.576	1:30.060	83.944	8
18	OPEN	87	Michael WELDON	Suzuki	c	8	12:23.539	51.949	81.341	1:31.005	83.072	8
19	OPEN	64	Stephen McKNIGHT	Yamaha 600	c	8	12:30.091	58.501	80.630	1:31.269	82.832	8
20	OPEN	30	Wayne KENNEDY	Yamaha 600 - GB Racing / Doons Stores	c	8	12:31.400	59.810	80.490	1:32.326	81.884	7
21	OPEN	70	Victor GILMORE	Yamaha 600 - T Lindsay	a	8	12:31.829	1:00.239	80.444	1:30.722	83.331	8
22	OPEN	27	James McCANN	Suzuki 750 - Highway Barrier Solutions	c	8	12:37.012	1:05.422	79.893	1:32.772	81.490	6

### Fastest Lap / New Lap Record 89.114 mph (Previously 89.018 mph)

OPEN	24	Keith AMOR	Honda - Wilson Craig Racing	a						1:24.835	89.114	7
------	----	------------	-----------------------------	---	--	--	--	--	--	----------	--------	---

These Results are provisional and are subject to ratification by the Stewards of the Meeting.


Track	<b>Orritor</b>	Signed		Organising Club	<b>Cookstown &amp; District MCC</b>
Length(miles)	<b>2.1000</b>		Chief Timekeeper	Warmup Started	
Weather	<b>Sunny</b>	Issued At:	12:23:46	Race Started	<b>12:10:10.602</b>
Track	<b>Dry</b>			Gp Time Diff - b 8.25 / c 17.5	



MCUI  
Ulster Centre  
Timing  
www.mcui-uc.org.uk



Powered by  
e-Laps II  
© 2008  
Walter Marks



**SUPERBIKE**

**Race 3 - Cookstown District Council Open A**

**Saturday, 25 April 2009**

**DETAILED RESULT**

SUPERBIKE

**Race Classification**

**1 77 Ryan FARQUHAR**

Total Time **11:31.590** Avg Speed **87.451** Behind  
Best Time **1:25.308** Best Speed **88.620** On **8** Gp **a**

Lap	Elapsed Time	Lap Time	Lap Speed
1	1:31.207	1:31.207	82.888
2	2:57.294	1:26.087	87.818
3	4:23.946	1:26.652	87.246
4	5:49.612	1:25.666	88.250
5	7:15.456	1:25.844	88.067
6	8:40.770	1:25.314	88.614
7	10:06.282	1:25.512	88.409
8	11:31.590	1:25.308	88.620

**2 8 Conor CUMMINS**

Total Time **11:32.465** Avg Speed **87.340** Behind **0.875**  
Best Time **1:25.361** Best Speed **88.565** On **7** Gp **a**

Lap	Elapsed Time	Lap Time	Lap Speed
1	1:32.388	1:32.388	81.829
2	2:58.447	1:26.059	87.847
3	4:24.627	1:26.180	87.723
4	5:50.376	1:25.749	88.164
5	7:15.976	1:25.600	88.318
6	8:41.616	1:25.640	88.277
7	10:06.977	1:25.361	88.565
8	11:32.465	1:25.488	88.433

**3 24 Keith AMOR**

Total Time **11:32.621** Avg Speed **87.320** Behind **1.031**  
Best Time **1:24.835** Best Speed **89.114** On **7** Gp **a**

Lap	Elapsed Time	Lap Time	Lap Speed
1	1:30.810	1:30.810	83.251
2	2:57.015	1:26.205	87.698
3	4:23.592	1:26.577	87.321
4	5:49.296	1:25.704	88.211
5	7:15.064	1:25.768	88.145
6	8:42.443	1:27.379	86.520
7	10:07.278	1:24.835	89.114
8	11:32.621	1:25.343	88.584

SUPERBIKE

**Race Classification**

**4 69 Gary JOHNSON**

Total Time **11:55.232** Avg Speed **84.560** Behind **23.642**  
Best Time **1:27.377** Best Speed **86.522** On **7** Gp **b**

Lap	Elapsed Time	Lap Time	Lap Speed
1	1:34.144	1:34.144	80.303
2	3:02.187	1:28.043	85.867
3	4:35.359	1:33.172	81.140
4	6:03.650	1:28.291	85.626
5	7:32.249	1:28.599	85.328
6	9:00.351	1:28.102	85.810
7	10:27.728	1:27.377	86.522
8	11:55.232	1:27.504	86.396

**5 13 Adrian ARCHIBALD**

Total Time **11:55.654** Avg Speed **84.510** Behind **24.064**  
Best Time **1:27.533** Best Speed **86.367** On **8** Gp **b**

Lap	Elapsed Time	Lap Time	Lap Speed
1	1:35.789	1:35.789	78.923
2	3:05.010	1:29.221	84.733
3	4:33.776	1:28.766	85.168
4	6:03.135	1:29.359	84.603
5	7:31.216	1:28.081	85.830
6	9:00.074	1:28.858	85.080
7	10:28.121	1:28.047	85.863
8	11:55.654	1:27.533	86.367

**6 61 John WALSH**

Total Time **11:58.383** Avg Speed **84.189** Behind **26.793**  
Best Time **1:27.839** Best Speed **86.067** On **7** Gp **b**

Lap	Elapsed Time	Lap Time	Lap Speed
1	1:34.347	1:34.347	80.130
2	3:03.490	1:29.143	84.808
3	4:33.268	1:29.778	84.208
4	6:04.188	1:30.920	83.150
5	7:32.981	1:28.793	85.142
6	9:02.411	1:29.430	84.535
7	10:30.250	1:27.839	86.067
8	11:58.383	1:28.133	85.779



MCUI  
Ulster Centre  
Timing  
www.mcui-uc.org.uk



Powered by  
e-Laps II  
© 2008  
Walter Marks



**SUPERBIKE**

**Race 3 - Cookstown District Council Open A**

**Saturday, 25 April 2009**

**DETAILED RESULT**

SUPERBIKE

**Race Classification**

**7**      **3 Michael DUNLOP**  
 Total Time **12:00.330** Avg Speed **83.962** Behind **28.740**  
 Best Time **1:28.279** Best Speed **85.638** On **7** Gp **b**

Lap	Elapsed Time	Lap Time	Lap Speed
1	1:35.475	1:35.475	79.183
2	3:05.460	1:29.985	84.014
3	4:34.689	1:29.229	84.726
4	6:04.744	1:30.055	83.949
5	7:33.628	1:28.884	85.055
6	9:02.857	1:29.229	84.726
7	10:31.136	1:28.279	85.638
8	12:00.330	1:29.194	84.759

**8**      **16 John BURROWS**  
 Total Time **12:02.523** Avg Speed **83.707** Behind **30.933**  
 Best Time **1:28.688** Best Speed **85.243** On **6** Gp **b**

Lap	Elapsed Time	Lap Time	Lap Speed
1	1:36.613	1:36.613	78.250
2	3:06.854	1:30.241	83.776
3	4:37.303	1:30.449	83.583
4	6:06.472	1:29.169	84.783
5	7:35.317	1:28.845	85.092
6	9:04.005	1:28.688	85.243
7	10:32.790	1:28.785	85.150
8	12:02.523	1:29.733	84.250

**9**      **36 Michael PEARSON**  
 Total Time **12:05.665** Avg Speed **83.344** Behind **34.075**  
 Best Time **1:28.150** Best Speed **85.763** On **8** Gp **c**

Lap	Elapsed Time	Lap Time	Lap Speed
1	1:36.663	1:36.663	78.210
2	3:07.412	1:30.749	83.307
3	4:37.218	1:29.806	84.181
4	6:08.183	1:30.965	83.109
5	7:37.873	1:29.690	84.290
6	9:08.342	1:30.469	83.565
7	10:37.515	1:29.173	84.779
8	12:05.665	1:28.150	85.763

SUPERBIKE

**Race Classification**

**10**      **6 William DUNLOP**  
 Total Time **12:06.833** Avg Speed **83.210** Behind **35.243**  
 Best Time **1:27.835** Best Speed **86.070** On **8** Gp **c**

Lap	Elapsed Time	Lap Time	Lap Speed
1	1:40.233	1:40.233	75.424
2	3:12.034	1:31.801	82.352
3	4:41.347	1:29.313	84.646
4	6:11.076	1:29.729	84.254
5	7:40.932	1:29.856	84.135
6	9:10.495	1:29.563	84.410
7	10:38.998	1:28.503	85.421
8	12:06.833	1:27.835	86.070

**11**      **82 Derek SHEILS**  
 Total Time **12:09.062** Avg Speed **82.956** Behind **37.472**  
 Best Time **1:29.070** Best Speed **84.877** On **8** Gp **c**

Lap	Elapsed Time	Lap Time	Lap Speed
1	1:37.377	1:37.377	77.636
2	3:08.732	1:31.355	82.754
3	4:39.136	1:30.404	83.625
4	6:09.824	1:30.688	83.363
5	7:39.957	1:30.133	83.876
6	9:10.352	1:30.395	83.633
7	10:39.992	1:29.640	84.337
8	12:09.062	1:29.070	84.877

**12**      **111 Damien MULLEADY**  
 Total Time **12:10.111** Avg Speed **82.837** Behind **38.521**  
 Best Time **1:29.652** Best Speed **84.326** On **8** Gp **a**

Lap	Elapsed Time	Lap Time	Lap Speed
1	1:36.141	1:36.141	78.635
2	3:07.383	1:31.242	82.857
3	4:38.621	1:31.238	82.860
4	6:09.470	1:30.849	83.215
5	7:40.069	1:30.599	83.445
6	9:10.514	1:30.445	83.587
7	10:40.459	1:29.945	84.051
8	12:10.111	1:29.652	84.326





**SUPERBIKE**

**Race 3 - Cookstown District Council Open A**

**Saturday, 25 April 2009**

**DETAILED RESULT**

SUPERBIKE

**Race Classification**

**13 23 Andrew BRADY**

Total Time **12:14.791** Avg Speed **82.309** Behind **43.201**  
 Best Time **1:30.019** Best Speed **83.982** On **8** Gp **b**

Lap	Elapsed Time	Lap Time	Lap Speed
1	1:38.213	1:38.213	76.976
2	3:10.625	1:32.412	81.808
3	4:41.959	1:31.334	82.773
4	6:12.692	1:30.733	83.321
5	7:43.079	1:30.387	83.640
6	9:13.866	1:30.787	83.272
7	10:44.772	1:30.906	83.163
8	12:14.791	1:30.019	83.982

**14 93 Paul CRANSTON**

Total Time **12:15.098** Avg Speed **82.275** Behind **43.508**  
 Best Time **1:30.536** Best Speed **83.503** On **4** Gp **a**

Lap	Elapsed Time	Lap Time	Lap Speed
1	1:37.029	1:37.029	77.915
2	3:08.410	1:31.381	82.731
3	4:39.410	1:31.000	83.077
4	6:09.946	1:30.536	83.503
5	7:41.035	1:31.089	82.996
6	9:11.974	1:30.939	83.133
7	10:43.732	1:31.758	82.391
8	12:15.098	1:31.366	82.744

**15 22 Stephen McILVENNA**

Total Time **12:15.176** Avg Speed **82.266** Behind **43.586**  
 Best Time **1:30.642** Best Speed **83.405** On **7** Gp **a**

Lap	Elapsed Time	Lap Time	Lap Speed
1	1:38.379	1:38.379	76.846
2	3:09.169	1:30.790	83.269
3	4:40.238	1:31.069	83.014
4	6:11.158	1:30.920	83.150
5	7:42.620	1:31.462	82.657
6	9:13.317	1:30.697	83.354
7	10:43.959	1:30.642	83.405
8	12:15.176	1:31.217	82.879

SUPERBIKE

**Race Classification**

**16 75 Damien HOWARD**

Total Time **12:19.614** Avg Speed **81.772** Behind **48.024**  
 Best Time **1:30.311** Best Speed **83.711** On **5** Gp **b**

Lap	Elapsed Time	Lap Time	Lap Speed
1	1:39.462	1:39.462	76.009
2	3:11.195	1:31.733	82.413
3	4:43.448	1:32.253	81.949
4	6:15.575	1:32.127	82.061
5	7:45.886	1:30.311	83.711
6	9:18.018	1:32.132	82.056
7	10:48.845	1:30.827	83.235
8	12:19.614	1:30.769	83.288

**17 14 Tim POOLE**

Total Time **12:21.397** Avg Speed **81.576** Behind **49.807**  
 Best Time **1:30.060** Best Speed **83.944** On **8** Gp **c**

Lap	Elapsed Time	Lap Time	Lap Speed
1	1:41.052	1:41.052	74.813
2	3:14.142	1:33.090	81.212
3	4:46.210	1:32.068	82.113
4	6:19.885	1:33.675	80.705
5	7:50.842	1:30.957	83.116
6	9:21.220	1:30.378	83.649
7	10:51.337	1:30.117	83.891
8	12:21.397	1:30.060	83.944

**18 87 Michael WELDON**

Total Time **12:23.539** Avg Speed **81.341** Behind **51.949**  
 Best Time **1:31.005** Best Speed **83.072** On **8** Gp **c**

Lap	Elapsed Time	Lap Time	Lap Speed
1	1:40.480	1:40.480	75.239
2	3:13.061	1:32.581	81.658
3	4:45.765	1:32.704	81.550
4	6:17.742	1:31.977	82.194
5	7:49.545	1:31.803	82.350
6	9:20.903	1:31.358	82.751
7	10:52.534	1:31.631	82.505
8	12:23.539	1:31.005	83.072



**SUPERBIKE**

**Race 3 - Cookstown District Council Open A**

**Saturday, 25 April 2009**

**DETAILED RESULT**

SUPERBIKE

**Race Classification**

**19**      **64 Stephen McKNIGHT**  
 Total Time    **12:30.091** Avg Speed    **80.630** Behind    **58.501**  
 Best Time    **1:31.269** Best Speed    **82.832** On    **8** Gp    **c**

Lap	Elapsed Time	Lap Time	Lap Speed
1	1:41.455	1:41.455	74.516
2	3:15.010	1:33.555	80.808
3	4:47.559	1:32.549	81.686
4	6:20.261	1:32.702	81.552
5	7:53.247	1:32.986	81.303
6	9:26.520	1:33.273	81.052
7	10:58.822	1:32.302	81.905
8	12:30.091	1:31.269	82.832

**20**      **30 Wayne KENNEDY**  
 Total Time    **12:31.400** Avg Speed    **80.490** Behind    **59.810**  
 Best Time    **1:32.326** Best Speed    **81.884** On    **7** Gp    **c**

Lap	Elapsed Time	Lap Time	Lap Speed
1	1:38.590	1:38.590	76.681
2	3:11.842	1:33.252	81.071
3	4:45.486	1:33.644	80.731
4	6:19.626	1:34.140	80.306
5	7:52.955	1:33.329	81.004
6	9:26.245	1:33.290	81.038
7	10:58.571	1:32.326	81.884
8	12:31.400	1:32.829	81.440

**21**      **70 Victor GILMORE**  
 Total Time    **12:31.829** Avg Speed    **80.444** Behind    **1:00.239**  
 Best Time    **1:30.722** Best Speed    **83.331** On    **8** Gp    **a**

Lap	Elapsed Time	Lap Time	Lap Speed
1	1:38.189	1:38.189	76.994
2	3:08.933	1:30.744	83.311
3	4:39.887	1:30.954	83.119
4	6:26.486	1:46.599	70.920
5	7:58.729	1:32.243	81.957
6	9:29.598	1:30.869	83.197
7	11:01.107	1:31.509	82.615
8	12:31.829	1:30.722	83.331

SUPERBIKE

**Race Classification**

**22**      **27 James McCANN**  
 Total Time    **12:37.012** Avg Speed    **79.893** Behind    **1:05.422**  
 Best Time    **1:32.772** Best Speed    **81.490** On    **6** Gp    **c**

Lap	Elapsed Time	Lap Time	Lap Speed
1	1:40.080	1:40.080	75.540
2	3:14.896	1:34.816	79.733
3	4:49.093	1:34.197	80.257
4	6:23.597	1:34.504	79.997
5	7:57.112	1:33.515	80.843
6	9:29.884	1:32.772	81.490
7	11:03.293	1:33.409	80.934
8	12:37.012	1:33.719	80.667



MCUI  
 Ulster Centre  
 Timing  
 www.mcui-uc.org.uk



Powered by  
**e-Laps II**  
 © 2008  
 Walter Marks



# THE ROYAL HOTEL & BRAESIDE COOKSTOWN 100

## SUPERBIKE

### Race 3 - Cookstown District Council Open A


## LAP CHART



1					3					5				
No	Name	G	Elapsed Time	Lap Time	No	Name	G	Elapsed Time	Lap Time	No	Name	G	Elapsed Time	Lap Time
24	Keith AMOR	a	1:30.810	1:30.810	24	Keith AMOR	a	4:23.592	1:26.577	24	Keith AMOR	a	7:15.064	1:25.768
77	Ryan FARQUHAR	a	1:31.207	1:31.207	77	Ryan FARQUHAR	a	4:23.946	1:26.652	77	Ryan FARQUHAR	a	7:15.456	1:25.844
8	Conor CUMMINS	a	1:32.388	1:32.388	8	Conor CUMMINS	a	4:24.627	1:26.180	8	Conor CUMMINS	a	7:15.976	1:25.600
69	Gary JOHNSON	b	1:34.144	1:34.144	61	John WALSH	b	4:33.268	1:29.778	13	Adrian ARCHIBALD	b	7:31.216	1:28.081
61	John WALSH	b	1:34.347	1:34.347	13	Adrian ARCHIBALD	b	4:33.776	1:28.766	69	Gary JOHNSON	b	7:32.249	1:28.599
3	Michael DUNLOP	b	1:35.475	1:35.475	3	Michael DUNLOP	b	4:34.689	1:29.229	61	John WALSH	b	7:32.981	1:28.793
13	Adrian ARCHIBALD	b	1:35.789	1:35.789	69	Gary JOHNSON	b	4:35.359	1:33.172	3	Michael DUNLOP	b	7:33.628	1:28.884
111	Damien MULLEADY	a	1:36.141	1:36.141	36	Michael PEARSON	c	4:37.218	1:29.806	16	John BURROWS	b	7:35.317	1:28.845
16	John BURROWS	b	1:36.613	1:36.613	16	John BURROWS	b	4:37.303	1:30.449	36	Michael PEARSON	c	7:37.873	1:29.690
36	Michael PEARSON	c	1:36.663	1:36.663	111	Damien MULLEADY	a	4:38.621	1:31.238	82	Derek SHEILS	c	7:39.957	1:30.133
93	Paul CRANSTON	a	1:37.029	1:37.029	82	Derek SHEILS	c	4:39.136	1:30.404	111	Damien MULLEADY	a	7:40.069	1:30.599
82	Derek SHEILS	c	1:37.377	1:37.377	93	Paul CRANSTON	a	4:39.410	1:31.000	6	William DUNLOP	c	7:40.932	1:29.856
70	Victor GILMORE	a	1:38.189	1:38.189	70	Victor GILMORE	a	4:39.887	1:30.954	93	Paul CRANSTON	a	7:41.035	1:31.089
23	Andrew BRADY	b	1:38.213	1:38.213	22	Stephen McILVENNA	a	4:40.238	1:31.069	22	Stephen McILVENNA	a	7:42.620	1:31.462
22	Stephen McILVENNA	a	1:38.379	1:38.379	6	William DUNLOP	c	4:41.347	1:29.313	23	Andrew BRADY	b	7:43.079	1:30.387
30	Wayne KENNEDY	c	1:38.590	1:38.590	23	Andrew BRADY	b	4:41.959	1:31.334	75	Damien HOWARD	b	7:45.886	1:30.311
75	Damien HOWARD	b	1:39.462	1:39.462	75	Damien HOWARD	b	4:43.448	1:32.253	87	Michael WELDON	c	7:49.545	1:31.803
27	James McCANN	c	1:40.080	1:40.080	30	Wayne KENNEDY	c	4:45.486	1:33.644	14	Tim POOLE	c	7:50.842	1:30.957
6	William DUNLOP	c	1:40.233	1:40.233	87	Michael WELDON	c	4:45.765	1:32.704	30	Wayne KENNEDY	c	7:52.955	1:33.329
87	Michael WELDON	c	1:40.480	1:40.480	14	Tim POOLE	c	4:46.210	1:32.068	64	Stephen McKNIGHT	c	7:53.247	1:32.986
14	Tim POOLE	c	1:41.052	1:41.052	64	Stephen McKNIGHT	c	4:47.559	1:32.549	27	James McCANN	c	7:57.112	1:33.515
64	Stephen McKNIGHT	c	1:41.455	1:41.455	27	James McCANN	c	4:49.093	1:34.197	70	Victor GILMORE	a	7:58.729	1:32.243

2					4					6				
No	Name	G	Elapsed Time	Lap Time	No	Name	G	Elapsed Time	Lap Time	No	Name	G	Elapsed Time	Lap Time
24	Keith AMOR	a	2:57.015	1:26.205	24	Keith AMOR	a	5:49.296	1:25.704	77	Ryan FARQUHAR	a	8:40.770	1:25.314
77	Ryan FARQUHAR	a	2:57.294	1:26.087	77	Ryan FARQUHAR	a	5:49.612	1:25.666	8	Conor CUMMINS	a	8:41.616	1:25.640
8	Conor CUMMINS	a	2:58.447	1:26.059	8	Conor CUMMINS	a	5:50.376	1:25.749	24	Keith AMOR	a	8:42.443	1:27.379
69	Gary JOHNSON	b	3:02.187	1:28.043	13	Adrian ARCHIBALD	b	6:03.135	1:29.359	13	Adrian ARCHIBALD	b	9:00.074	1:28.858
61	John WALSH	b	3:03.490	1:29.143	69	Gary JOHNSON	b	6:03.650	1:28.291	69	Gary JOHNSON	b	9:00.351	1:28.102
13	Adrian ARCHIBALD	b	3:05.010	1:29.221	61	John WALSH	b	6:04.188	1:30.920	61	John WALSH	b	9:02.411	1:29.430
3	Michael DUNLOP	b	3:05.460	1:29.985	3	Michael DUNLOP	b	6:04.744	1:30.055	3	Michael DUNLOP	b	9:02.857	1:29.229
16	John BURROWS	b	3:06.854	1:30.241	16	John BURROWS	b	6:06.472	1:29.169	16	John BURROWS	b	9:04.005	1:28.688
111	Damien MULLEADY	a	3:07.383	1:31.242	36	Michael PEARSON	c	6:08.183	1:30.965	36	Michael PEARSON	c	9:08.342	1:30.469
36	Michael PEARSON	c	3:07.412	1:30.749	111	Damien MULLEADY	a	6:09.470	1:30.849	82	Derek SHEILS	c	9:10.352	1:30.395
93	Paul CRANSTON	a	3:08.410	1:31.381	82	Derek SHEILS	c	6:09.824	1:30.688	6	William DUNLOP	c	9:10.495	1:29.563
82	Derek SHEILS	c	3:08.732	1:31.355	93	Paul CRANSTON	a	6:09.946	1:30.536	111	Damien MULLEADY	a	9:10.514	1:30.445
70	Victor GILMORE	a	3:08.933	1:30.744	6	William DUNLOP	c	6:11.076	1:29.729	93	Paul CRANSTON	a	9:11.974	1:30.939
22	Stephen McILVENNA	a	3:09.169	1:30.790	22	Stephen McILVENNA	a	6:11.158	1:30.920	22	Stephen McILVENNA	a	9:13.317	1:30.697
23	Andrew BRADY	b	3:10.625	1:32.412	23	Andrew BRADY	b	6:12.692	1:30.733	23	Andrew BRADY	b	9:13.866	1:30.787
75	Damien HOWARD	b	3:11.195	1:31.733	75	Damien HOWARD	b	6:15.575	1:32.127	75	Damien HOWARD	b	9:18.018	1:32.132
30	Wayne KENNEDY	c	3:11.842	1:33.252	87	Michael WELDON	c	6:17.742	1:31.977	87	Michael WELDON	c	9:20.903	1:31.358
6	William DUNLOP	c	3:12.034	1:31.801	30	Wayne KENNEDY	c	6:19.626	1:34.140	14	Tim POOLE	c	9:21.220	1:30.378
87	Michael WELDON	c	3:13.061	1:32.581	14	Tim POOLE	c	6:19.885	1:33.675	30	Wayne KENNEDY	c	9:26.245	1:33.290
14	Tim POOLE	c	3:14.142	1:33.090	64	Stephen McKNIGHT	c	6:20.261	1:32.702	64	Stephen McKNIGHT	c	9:26.520	1:33.273
27	James McCANN	c	3:14.896	1:34.816	27	James McCANN	c	6:23.597	1:34.504	70	Victor GILMORE	a	9:29.598	1:30.869
64	Stephen McKNIGHT	c	3:15.010	1:33.555	70	Victor GILMORE	a	6:26.486	1:46.599	27	James McCANN	c	9:29.884	1:32.772



## SUPERBIKE

### Race 3 - Cookstown District Council Open A

## LAP CHART

**7**

No	Name	G	Elapsed Time	Lap Time
77	Ryan FARQUHAR	a	10:06.282	1:25.512
8	Conor CUMMINS	a	10:06.977	1:25.361
24	Keith AMOR	a	10:07.278	1:24.835
69	Gary JOHNSON	b	10:27.728	1:27.377
13	Adrian ARCHIBALD	b	10:28.121	1:28.047
61	John WALSH	b	10:30.250	1:27.839
3	Michael DUNLOP	b	10:31.136	1:28.279
16	John BURROWS	b	10:32.790	1:28.785
36	Michael PEARSON	c	10:37.515	1:29.173
6	William DUNLOP	c	10:38.998	1:28.503
82	Derek SHEILS	c	10:39.992	1:29.640
111	Damien MULLEADY	a	10:40.459	1:29.945
93	Paul CRANSTON	a	10:43.732	1:31.758
22	Stephen McILVENNA	a	10:43.959	1:30.642
23	Andrew BRADY	b	10:44.772	1:30.906
75	Damien HOWARD	b	10:48.845	1:30.827
14	Tim POOLE	c	10:51.337	1:30.117
87	Michael WELDON	c	10:52.534	1:31.631
30	Wayne KENNEDY	c	10:58.571	1:32.326
64	Stephen McKNIGHT	c	10:58.822	1:32.302
70	Victor GILMORE	a	11:01.107	1:31.509
27	James McCANN	c	11:03.293	1:33.409

**8**

No	Name	G	Elapsed Time	Lap Time
77	Ryan FARQUHAR	a	11:31.590	1:25.308
8	Conor CUMMINS	a	11:32.465	1:25.488
24	Keith AMOR	a	11:32.621	1:25.343
69	Gary JOHNSON	b	11:55.232	1:27.504
13	Adrian ARCHIBALD	b	11:55.654	1:27.533
61	John WALSH	b	11:58.383	1:28.133
3	Michael DUNLOP	b	12:00.330	1:29.194
16	John BURROWS	b	12:02.523	1:29.733
36	Michael PEARSON	c	12:05.665	1:28.150
6	William DUNLOP	c	12:06.833	1:27.835
82	Derek SHEILS	c	12:09.062	1:29.070
111	Damien MULLEADY	a	12:10.111	1:29.652
23	Andrew BRADY	b	12:14.791	1:30.019
93	Paul CRANSTON	a	12:15.098	1:31.366
22	Stephen McILVENNA	a	12:15.176	1:31.217
75	Damien HOWARD	b	12:19.614	1:30.769
14	Tim POOLE	c	12:21.397	1:30.060
87	Michael WELDON	c	12:23.539	1:31.005
64	Stephen McKNIGHT	c	12:30.091	1:31.269
30	Wayne KENNEDY	c	12:31.400	1:32.829
70	Victor GILMORE	a	12:31.829	1:30.722
27	James McCANN	c	12:37.012	1:33.719