



Royal Hotel

& BRAESIDE


COOKSTOWN 100

Friday 24th & Saturday 25th April 2009

promoted by Cookstown & District MCC
www.cookstown100.com


Hayes Fuels
...for the future

CLASSIC 500cc / 1000cc CLASSES



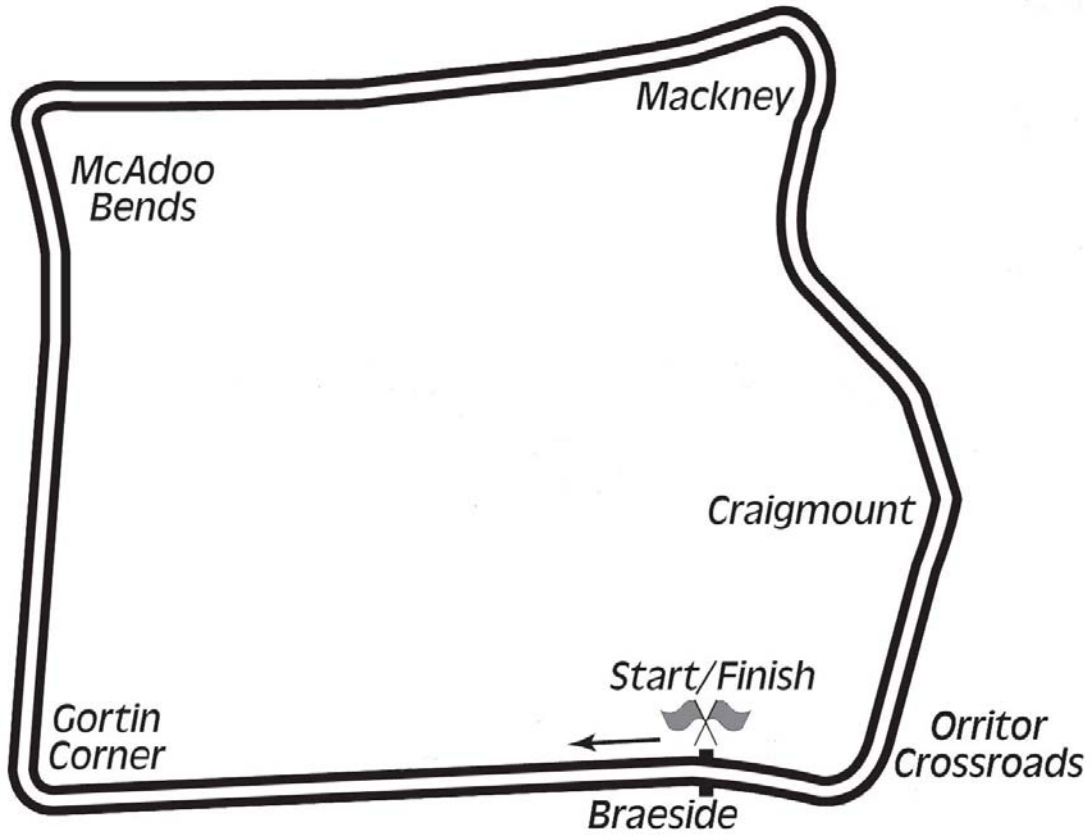
Department of
Agriculture and
Rural Development
www.dardni.gov.uk



2&4
WHEEL MOTORSPORT
STEERING GROUP LTD

BBC SPORT NI

Orritor Circuit 2.1 miles



LAP RECORDS

| Class | Rider | Machine | m | s | mph | Year |
|------------------------|----------------|------------|---|--------|--------|------|
| 125cc | Darran Lindsay | Honda | 1 | 34.778 | 79.765 | 2005 |
| 250cc | Michael Dunlop | Honda | 1 | 30.908 | 83.161 | 2008 |
| Supertwins (with 250s) | Adrian Mullen | Suzuki 650 | 1 | 38.032 | 77.118 | 2008 |
| Supersport | Keith Amor | Honda | 1 | 25.190 | 88.743 | 2008 |
| Open 1000cc | Keith Amor | Honda 600 | 1 | 24.927 | 89.018 | 2008 |
| Senior Support | Gary Robinson | Yamaha 600 | 1 | 29.956 | 84.041 | 2007 |
| Junior Support | Michael Dunlop | Yamaha 250 | 1 | 36.181 | 78.602 | 2006 |
| Classic 1000cc | Wattie Brown | Norton 920 | 1 | 40.273 | 75.394 | 2006 |
| Classic 500cc | Colin Rodgers | Honda | 1 | 42.787 | 73.550 | 2004 |
| Classic 350cc | Paul Coward | Honda | 1 | 43.421 | 73.099 | 2004 |
| Classic 250cc | Geoff McMullan | Suzuki | 1 | 47.294 | 70.461 | 2006 |




CLASSIC 500cc/1000cc

Qualifying

Friday, 24 April 2009

| Pos | Class | No | Name | Machine / Sponsor | ----- Best Lap ----- | | | On | Laps |
|---------------------------|-------|-----|------------------|--------------------------------------|----------------------|----------|--------|----|------|
| | | | | | Time | Behind | Speed | | |
| Qualifying Classification | | | | | | | | | |
| 1 | C1000 | 67 | Mark McGAW | Seeley Weslake 850 | 1:53.045 | | 66.876 | 4 | 5 |
| 2 | C1000 | 11 | John SCOTT | R North Triumph 930 | 1:55.059 | 2.014 | 65.705 | 4 | 5 |
| 3 | C500 | 36 | Neill McWHIRTER | Manx Norton 500 | 1:55.098 | 2.053 | 65.683 | 4 | 5 |
| 4 | C500 | 4 | Billy LYLE | Drixton Honda 500 - Cairnduff | 1:57.791 | 4.746 | 64.181 | 4 | 4 |
| 5 | C500 | 8 | Allan BREW | Seeley G50 496 - Mike & Dawn Jacobs | 1:59.418 | 6.373 | 63.307 | 4 | 5 |
| 6 | C500 | 44 | Alan Bud JACKSON | Norton 500 | 1:59.701 | 6.656 | 63.157 | 2 | 5 |
| 7 | C1000 | 31 | Mark CONNOLLY | Triumph Trident 970 | 2:01.351 | 8.306 | 62.299 | 4 | 5 |
| 8 | C500 | 59 | Anthony AMBLER | Drixton Honda 500 | 2:01.428 | 8.383 | 62.259 | 4 | 5 |
| 9 | C500 | 61 | Wattie BROWN | Petty Norton 500 | 2:01.529 | 8.484 | 62.207 | 4 | 5 |
| 10 | C500 | 27 | Trevor RUFUS | Drixton Honda 500 | 2:02.580 | 9.535 | 61.674 | 4 | 5 |
| 11 | C1000 | 22 | Richard FORD | Norton 920 | 2:03.232 | 10.187 | 61.348 | 4 | 4 |
| 12 | C500 | 50 | Gary JAMISON | Honda 500 | 2:03.662 | 10.617 | 61.134 | 3 | 4 |
| 13 | C500 | 85 | Steve LINSDELL | Paton 500 | 2:03.796 | 10.751 | 61.068 | 4 | 4 |
| 14 | C1000 | 51 | Mark MORGAN | Norton 997 - Sam McKeown | 2:03.894 | 10.849 | 61.020 | 4 | 4 |
| 15 | C1000 | 130 | Mark CAPEWELL | Norton 920 | 2:05.741 | 12.696 | 60.124 | 2 | 4 |
| 16 | C500 | 20 | Gary HUTTON | Honda 500 | 2:09.589 | 16.544 | 58.338 | 3 | 4 |
| 17 | C500 | 77 | Ian BOYD | Seeley G50 496 | 2:14.895 | 21.850 | 56.044 | 4 | 4 |
| 18 | C500 | 68 | Norman BOYD | Matchless 499 | 2:34.489 | 41.444 | 48.936 | 3 | 3 |
| 19 | C500 | 52 | Michael THOMAS | Honda 500 | 3:57.274 | 2:04.229 | 31.862 | 1 | 1 |
| 20 | C500 | 211 | Tim STEPHENSON | Tickle Manx Norton 500 - Gordon Bell | 5:17.230 | 3:24.185 | 23.831 | 1 | 1 |

These Results are provisional and are subject to ratification by the Stewards of the Meeting.

| | | | | | |
|---------------|----------------|------------|---|--------------------|-------------------------------------|
| Track | Orritor | Signed |  | Organising Club | Cookstown & District MCC |
| Length(miles) | 2.1000 | | Chief Timekeeper | Qualifying Started | 16:52:17.718 |
| Weather | Rain | Issued At: | 17:06:08 | | |
| Track | Wet | | | | |



MCUI
Ulster Centre
Timing
www.mcui-uc.org.uk



Powered by
e-Laps II
© 2008
Walter Marks



CLASSIC 500cc/1000cc

Qualifying

Friday, 24 April 2009

DETAILED RESULT

CLASSIC 1000cc

Qualifying Classification

Position

1 67 Mark McGAW

Behind

Best Time **1:53.045** Best Speed **66.876** On 4 Gp a

| Lap | Elapsed Time | Lap Time | Lap Speed |
|-----|--------------|----------|-----------|
| 1 | 3:18.030 | 3:18.030 | 38.176 |
| 2 | 5:15.210 | 1:57.180 | 64.516 |
| 3 | 7:10.900 | 1:55.690 | 65.347 |
| 4 | 9:03.945 | 1:53.045 | 66.876 |
| 5 | 11:11.758 | 2:07.813 | 59.149 |

2 11 John SCOTT

Behind **2.014**

Best Time **1:55.059** Best Speed **65.705** On 4 Gp a

| Lap | Elapsed Time | Lap Time | Lap Speed |
|-----|--------------|----------|-----------|
| 1 | 2:58.861 | 2:58.861 | 42.267 |
| 2 | 4:58.993 | 2:00.132 | 62.931 |
| 3 | 6:57.819 | 1:58.826 | 63.622 |
| 4 | 8:52.878 | 1:55.059 | 65.705 |
| 5 | 11:06.437 | 2:13.559 | 56.604 |

7 31 Mark CONNOLLY

Behind **8.306**

Best Time **2:01.351** Best Speed **62.299** On 4 Gp a

| Lap | Elapsed Time | Lap Time | Lap Speed |
|-----|--------------|----------|-----------|
| 1 | 3:06.576 | 3:06.576 | 40.520 |
| 2 | 5:08.465 | 2:01.889 | 62.024 |
| 3 | 7:13.791 | 2:05.326 | 60.323 |
| 4 | 9:15.142 | 2:01.351 | 62.299 |
| 5 | 11:45.814 | 2:30.672 | 50.175 |

11 22 Richard FORD

Behind **10.187**

Best Time **2:03.232** Best Speed **61.348** On 4 Gp a

| Lap | Elapsed Time | Lap Time | Lap Speed |
|-----|--------------|----------|-----------|
| 1 | 3:39.510 | 3:39.510 | 34.440 |
| 2 | 5:47.357 | 2:07.847 | 59.133 |
| 3 | 7:56.068 | 2:08.711 | 58.736 |
| 4 | 9:59.300 | 2:03.232 | 61.348 |

CLASSIC 1000cc

Qualifying Classification

Position

14 51 Mark MORGAN

Behind **10.849**

Best Time **2:03.894** Best Speed **61.020** On 4 Gp a

| Lap | Elapsed Time | Lap Time | Lap Speed |
|-----|--------------|----------|-----------|
| 1 | 3:38.426 | 3:38.426 | 34.611 |
| 2 | 5:46.398 | 2:07.972 | 59.075 |
| 3 | 7:55.242 | 2:08.844 | 58.676 |
| 4 | 9:59.136 | 2:03.894 | 61.020 |

15 130 Mark CAPEWELL

Behind **12.696**

Best Time **2:05.741** Best Speed **60.124** On 2 Gp a

| Lap | Elapsed Time | Lap Time | Lap Speed |
|-----|--------------|----------|-----------|
| 1 | 3:50.307 | 3:50.307 | 32.826 |
| 2 | 5:56.048 | 2:05.741 | 60.124 |
| 3 | 8:03.714 | 2:07.666 | 59.217 |
| 4 | 10:12.406 | 2:08.692 | 58.745 |



CLASSIC 500cc/1000cc

Qualifying

Friday, 24 April 2009

DETAILED RESULT

CLASSIC 500cc

Qualifying Classification

Position

3 36 Neill McWHIRTER

Behind 2.053

Best Time 1:55.098 Best Speed 65.683 On 4 Gp a

| Lap | Elapsed Time | Lap Time | Lap Speed |
|-----|--------------|----------|-----------|
| 1 | 3:44.784 | 3:44.784 | 33.632 |
| 2 | 5:46.560 | 2:01.776 | 62.081 |
| 3 | 7:43.243 | 1:56.683 | 64.791 |
| 4 | 9:38.341 | 1:55.098 | 65.683 |
| 5 | 12:00.988 | 2:22.647 | 52.998 |

4 4 Billy LYLE

Behind 4.746

Best Time 1:57.791 Best Speed 64.181 On 4 Gp a

| Lap | Elapsed Time | Lap Time | Lap Speed |
|-----|--------------|----------|-----------|
| 1 | 2:58.368 | 2:58.368 | 42.384 |
| 2 | 5:01.185 | 2:02.817 | 61.555 |
| 3 | 7:01.548 | 2:00.363 | 62.810 |
| 4 | 8:59.339 | 1:57.791 | 64.181 |

5 8 Allan BREW

Behind 6.373

Best Time 1:59.418 Best Speed 63.307 On 4 Gp a

| Lap | Elapsed Time | Lap Time | Lap Speed |
|-----|--------------|----------|-----------|
| 1 | 2:43.457 | 2:43.457 | 46.251 |
| 2 | 4:47.893 | 2:04.436 | 60.754 |
| 3 | 6:50.952 | 2:03.059 | 61.434 |
| 4 | 8:50.370 | 1:59.418 | 63.307 |
| 5 | 10:59.275 | 2:08.905 | 58.648 |

6 44 Alan Bud JACKSON

Behind 6.656

Best Time 1:59.701 Best Speed 63.157 On 2 Gp a

| Lap | Elapsed Time | Lap Time | Lap Speed |
|-----|--------------|----------|-----------|
| 1 | 3:24.146 | 3:24.146 | 37.032 |
| 2 | 5:23.847 | 1:59.701 | 63.157 |
| 3 | 7:23.946 | 2:00.099 | 62.948 |
| 4 | 9:24.181 | 2:00.235 | 62.877 |
| 5 | 11:48.275 | 2:24.094 | 52.466 |

CLASSIC 500cc

Qualifying Classification

Position

8 59 Anthony AMBLER

Behind 8.383

Best Time 2:01.428 Best Speed 62.259 On 4 Gp a

| Lap | Elapsed Time | Lap Time | Lap Speed |
|-----|--------------|----------|-----------|
| 1 | 2:51.014 | 2:51.014 | 44.207 |
| 2 | 4:56.409 | 2:05.395 | 60.289 |
| 3 | 7:00.169 | 2:03.760 | 61.086 |
| 4 | 9:01.597 | 2:01.428 | 62.259 |
| 5 | 11:15.253 | 2:13.656 | 56.563 |

9 61 Wattie BROWN

Behind 8.484

Best Time 2:01.529 Best Speed 62.207 On 4 Gp a

| Lap | Elapsed Time | Lap Time | Lap Speed |
|-----|--------------|----------|-----------|
| 1 | 3:10.209 | 3:10.209 | 39.746 |
| 2 | 5:14.909 | 2:04.700 | 60.626 |
| 3 | 7:17.929 | 2:03.020 | 61.453 |
| 4 | 9:19.458 | 2:01.529 | 62.207 |
| 5 | 11:41.644 | 2:22.186 | 53.170 |

10 27 Trevor RUFUS

Behind 9.535

Best Time 2:02.580 Best Speed 61.674 On 4 Gp a

| Lap | Elapsed Time | Lap Time | Lap Speed |
|-----|--------------|----------|-----------|
| 1 | 3:17.957 | 3:17.957 | 38.190 |
| 2 | 5:22.712 | 2:04.755 | 60.599 |
| 3 | 7:26.529 | 2:03.817 | 61.058 |
| 4 | 9:29.109 | 2:02.580 | 61.674 |
| 5 | 12:06.601 | 2:37.492 | 48.002 |

12 50 Gary JAMISON

Behind 10.617

Best Time 2:03.662 Best Speed 61.134 On 3 Gp a

| Lap | Elapsed Time | Lap Time | Lap Speed |
|-----|--------------|----------|-----------|
| 1 | 3:50.755 | 3:50.755 | 32.762 |
| 2 | 5:54.885 | 2:04.130 | 60.904 |
| 3 | 7:58.547 | 2:03.662 | 61.134 |
| 4 | 10:03.837 | 2:05.290 | 60.340 |





CLASSIC 500cc/1000cc

Qualifying

Friday, 24 April 2009

DETAILED RESULT

CLASSIC 500cc

Qualifying Classification

Position

13 85 Steve LINSDELL

Behind 10.751

Best Time 2:03.796 Best Speed 61.068 On 4 Gp a

| Lap | Elapsed Time | Lap Time | Lap Speed |
|-----|--------------|----------|-----------|
| 1 | 3:44.132 | 3:44.132 | 33.730 |
| 2 | 5:49.075 | 2:04.943 | 60.508 |
| 3 | 7:57.409 | 2:08.334 | 58.909 |
| 4 | 10:01.205 | 2:03.796 | 61.068 |

16 20 Gary HUTTON

Behind 16.544

Best Time 2:09.589 Best Speed 58.338 On 3 Gp a

| Lap | Elapsed Time | Lap Time | Lap Speed |
|-----|--------------|----------|-----------|
| 1 | 3:31.965 | 3:31.965 | 35.666 |
| 2 | 5:44.277 | 2:12.312 | 57.138 |
| 3 | 7:53.866 | 2:09.589 | 58.338 |
| 4 | 10:03.594 | 2:09.728 | 58.276 |

17 77 Ian BOYD

Behind 21.850

Best Time 2:14.895 Best Speed 56.044 On 4 Gp a

| Lap | Elapsed Time | Lap Time | Lap Speed |
|-----|--------------|----------|-----------|
| 1 | 4:04.890 | 4:04.890 | 30.871 |
| 2 | 6:20.639 | 2:15.749 | 55.691 |
| 3 | 8:36.147 | 2:15.508 | 55.790 |
| 4 | 10:51.042 | 2:14.895 | 56.044 |

18 68 Norman BOYD

Behind 41.444

Best Time 2:34.489 Best Speed 48.936 On 3 Gp a

| Lap | Elapsed Time | Lap Time | Lap Speed |
|-----|--------------|----------|-----------|
| 1 | 4:40.599 | 4:40.599 | 26.942 |
| 2 | 7:20.211 | 2:39.612 | 47.365 |
| 3 | 9:54.700 | 2:34.489 | 48.936 |

19 52 Michael THOMAS

Behind 2:04.229

Best Time 3:57.274 Best Speed 31.862 On 1 Gp a

| Lap | Elapsed Time | Lap Time | Lap Speed |
|-----|--------------|----------|-----------|
| 1 | 3:57.274 | 3:57.274 | 31.862 |

CLASSIC 500cc

Qualifying Classification

Position

20 211 Tim STEPHENSON

Behind 3:24.185

Best Time 5:17.230 Best Speed 23.831 On 1 Gp a

| Lap | Elapsed Time | Lap Time | Lap Speed |
|-----|--------------|----------|-----------|
| 1 | 5:17.230 | 5:17.230 | 23.831 |



ROYAL HOTEL & BRAESIDE COOKSTOWN 100

CLASSIC 500cc / 1000cc

Orritor 2.100 Miles

R13: Hayes Fuels Race

25/04/2009 14:30

Race (8 Laps)

RACE 13 - CLASSIC 500 / 1000

| | | | |
|----|-----------------|----------------|-----------------|
| 10 | <u>68</u> A | <u>52</u> B | <u>211</u> C |
| 9 | <u>130</u> A | <u>20</u> B | <u>77</u> C |
| 8 | <u>51</u> A | <u>50</u> B | <u>105</u> C |
| 7 | <u>12</u> A | <u>61</u> B | <u>27</u> C |
| 6 | <u>59</u> A | | |
| 5 | <u>31</u> A | <u>8</u> B | <u>44</u> C |
| 4 | <u>4</u> A | <u>11</u> B | <u>36</u> C |
| 3 | <u>67</u> A | | |
| 2 | | | |
| 1 | | | |



Provisional results subject to confirmation by the Stewards of the Meeting

Orbits 4

Promoted by Cookstown & District MCC

www.amb-it.com

MCUI (Ulster Centre) Timing

www.mylaps.com

Licensed to: MCUI

THE ROYAL HOTEL & BRAESIDE COOKSTOWN 100



CLASSIC 500cc/1000cc

Race 13 - Hayes Fuels Senior Classic


Saturday, 25 April 2009

| Pos | Class | No | Name | Machine / Sponsor | Gp | Laps | Total Time | Behind | Speed | -----Best Lap----- | | |
|----------------------------|-------|-----|------------------|--------------------------------------|----|------|------------|----------|--------|--------------------|--------|----|
| | | | | | | | | | | Time | Speed | On |
| Race Classification | | | | | | | | | | | | |
| 1 | C1000 | 67 | Mark McGAW | Seeley Weslake 850 | a | 6 | 10:31.163 | | 71.867 | 1:43.660 | 72.931 | 6 |
| 2 | C500 | 105 | Steve LINSDELL | Paton 500 | b | 6 | 10:33.292 | 2.129 | 71.626 | 1:43.547 | 73.010 | 5 |
| 3 | C500 | 36 | Neill McWHIRTER | Manx Norton 500 | a | 6 | 10:35.396 | 4.233 | 71.389 | 1:43.520 | 73.029 | 2 |
| 4 | C1000 | 12 | Richard FORD | Norton 920 | b | 6 | 10:39.975 | 8.812 | 70.878 | 1:43.999 | 72.693 | 6 |
| 5 | C1000 | 31 | Mark CONNOLLY | Triumph Trident 970 | a | 6 | 10:47.333 | 16.170 | 70.072 | 1:44.310 | 72.476 | 6 |
| 6 | C1000 | 11 | John SCOTT | R North Triumph 930 | a | 6 | 10:49.792 | 18.629 | 69.807 | 1:46.305 | 71.116 | 6 |
| 7 | C1000 | 51 | Mark MORGAN | Norton 997 - Sam McKeown | b | 6 | 10:50.435 | 19.272 | 69.738 | 1:46.105 | 71.250 | 2 |
| 8 | C500 | 4 | Billy LYLE | Drixton Honda 500 - Cairnduff | a | 6 | 10:53.592 | 22.429 | 69.401 | 1:47.092 | 70.594 | 3 |
| 9 | C500 | 50 | Gary JAMISON | Honda 500 | b | 6 | 10:57.128 | 25.965 | 69.028 | 1:47.889 | 70.072 | 2 |
| 10 | C500 | 44 | Alan Bud JACKSON | Norton 500 | a | 6 | 11:03.299 | 32.136 | 68.385 | 1:48.180 | 69.884 | 6 |
| 11 | C500 | 59 | Anthony AMBLER | Drixton Honda 500 | b | 6 | 11:08.558 | 37.395 | 67.848 | 1:49.478 | 69.055 | 6 |
| 12 | C1000 | 130 | Mark CAPEWELL | Norton 920 | c | 6 | 11:12.616 | 41.453 | 67.438 | 1:50.398 | 68.480 | 6 |
| 13 | C500 | 27 | Trevor RUFUS | Drixton Honda 500 | b | 6 | 11:19.499 | 48.336 | 66.755 | 1:51.303 | 67.923 | 4 |
| 14 | C500 | 20 | Gary HUTTON | Honda 500 | c | 6 | 11:38.866 | 1:07.703 | 64.905 | 1:54.398 | 66.085 | 3 |
| 15 | C500 | 77 | Ian BOYD | Seeley G50 496 | c | 6 | 12:03.171 | 1:32.008 | 62.724 | 1:56.455 | 64.918 | 6 |
| 16 | C500 | 211 | Tim STEPHENSON | Tickle Manx Norton 500 - Gordon Bell | c | 6 | 12:03.322 | 1:32.159 | 62.711 | 1:57.068 | 64.578 | 6 |
| 17 | C500 | 43 | Alex McVICKER | Honda 500 | a | 5 | 10:41.623 | 1 Lap | 58.913 | 1:58.727 | 63.675 | 5 |
| 18 | C500 | 68 | Norman BOYD | Matchless 499 | c | 5 | 11:39.852 | 58.229 | 54.011 | 2:14.609 | 56.163 | 4 |

Fastest Lap

| | | | | | | | | | | | | |
|------|----|-----------------|-----------------|---|--|--|--|--|--|----------|--------|---|
| C500 | 36 | Neill McWHIRTER | Manx Norton 500 | a | | | | | | 1:43.520 | 73.029 | 2 |
|------|----|-----------------|-----------------|---|--|--|--|--|--|----------|--------|---|

These Results are provisional and are subject to ratification by the Stewards of the Meeting.


| | | | | | |
|---------------|----------------|------------|---|------------------|-------------------------------------|
| Track | Orritor | Signed |  | Organising Club | Cookstown & District MCC |
| Length(miles) | 2.1000 | | Chief Timekeeper | Warmup Started | |
| Weather | Sunny | | | Race Started | 16:13:22.308 |
| Track | Dry | Issued At: | 16:29:13 | Gp Time Diff - b | 10.72 / c 22.61 |



MCUI
Ulster Centre
Timing
www.mcui-uc.org.uk



Powered by
e-Laps II
© 2008
Walter Marks



CLASSIC 500cc/1000cc

Race 13 - Hayes Fuels Senior Classic

Saturday, 25 April 2009

DETAILED RESULT

CLASSIC 1000cc

Race Classification

1 67 Mark McGAW

Total Time **10:31.163** Avg Speed **71.867** Behind
 Best Time **1:43.660** Best Speed **72.931** On **6** Gp **a**

| Lap | Elapsed Time | Lap Time | Lap Speed |
|-----|--------------|----------|-----------|
| 1 | 1:49.310 | 1:49.310 | 69.161 |
| 2 | 3:34.522 | 1:45.212 | 71.855 |
| 3 | 5:18.976 | 1:44.454 | 72.376 |
| 4 | 7:03.001 | 1:44.025 | 72.675 |
| 5 | 8:47.503 | 1:44.502 | 72.343 |
| 6 | 10:31.163 | 1:43.660 | 72.931 |

4 12 Richard FORD

Total Time **10:39.975** Avg Speed **70.878** Behind **8.812**
 Best Time **1:43.999** Best Speed **72.693** On **6** Gp **b**

| Lap | Elapsed Time | Lap Time | Lap Speed |
|-----|--------------|----------|-----------|
| 1 | 1:52.567 | 1:52.567 | 67.160 |
| 2 | 3:39.078 | 1:46.511 | 70.979 |
| 3 | 5:25.936 | 1:46.858 | 70.748 |
| 4 | 7:11.079 | 1:45.143 | 71.902 |
| 5 | 8:55.976 | 1:44.897 | 72.071 |
| 6 | 10:39.975 | 1:43.999 | 72.693 |

5 31 Mark CONNOLLY

Total Time **10:47.333** Avg Speed **70.072** Behind **16.170**
 Best Time **1:44.310** Best Speed **72.476** On **6** Gp **a**

| Lap | Elapsed Time | Lap Time | Lap Speed |
|-----|--------------|----------|-----------|
| 1 | 1:52.735 | 1:52.735 | 67.060 |
| 2 | 3:39.900 | 1:47.165 | 70.545 |
| 3 | 5:28.559 | 1:48.659 | 69.575 |
| 4 | 7:15.703 | 1:47.144 | 70.559 |
| 5 | 9:03.023 | 1:47.320 | 70.444 |
| 6 | 10:47.333 | 1:44.310 | 72.476 |

6 11 John SCOTT

Total Time **10:49.792** Avg Speed **69.807** Behind **18.629**
 Best Time **1:46.305** Best Speed **71.116** On **6** Gp **a**

| Lap | Elapsed Time | Lap Time | Lap Speed |
|-----|--------------|----------|-----------|
| 1 | 1:51.225 | 1:51.225 | 67.970 |
| 2 | 3:39.549 | 1:48.324 | 69.791 |
| 3 | 5:28.003 | 1:48.454 | 69.707 |
| 4 | 7:15.463 | 1:47.460 | 70.352 |
| 5 | 9:03.487 | 1:48.024 | 69.984 |
| 6 | 10:49.792 | 1:46.305 | 71.116 |

CLASSIC 1000cc

Race Classification

7 51 Mark MORGAN

Total Time **10:50.435** Avg Speed **69.738** Behind **19.272**
 Best Time **1:46.105** Best Speed **71.250** On **2** Gp **b**

| Lap | Elapsed Time | Lap Time | Lap Speed |
|-----|--------------|----------|-----------|
| 1 | 1:52.215 | 1:52.215 | 67.371 |
| 2 | 3:38.320 | 1:46.105 | 71.250 |
| 3 | 5:25.153 | 1:46.833 | 70.765 |
| 4 | 7:11.558 | 1:46.405 | 71.049 |
| 5 | 9:00.780 | 1:49.222 | 69.217 |
| 6 | 10:50.435 | 1:49.655 | 68.944 |

12 130 Mark CAPEWELL

Total Time **11:12.616** Avg Speed **67.438** Behind **41.453**
 Best Time **1:50.398** Best Speed **68.480** On **6** Gp **c**

| Lap | Elapsed Time | Lap Time | Lap Speed |
|-----|--------------|----------|-----------|
| 1 | 1:58.003 | 1:58.003 | 64.066 |
| 2 | 3:48.865 | 1:50.862 | 68.193 |
| 3 | 5:39.819 | 1:50.954 | 68.136 |
| 4 | 7:30.396 | 1:50.577 | 68.369 |
| 5 | 9:22.218 | 1:51.822 | 67.607 |
| 6 | 11:12.616 | 1:50.398 | 68.480 |



THE ROYAL HOTEL & BRAESIDE COOKSTOWN 100



CLASSIC 500cc/1000cc

Race 13 - Hayes Fuels Senior Classic

Saturday, 25 April 2009

DETAILED RESULT

CLASSIC 500cc

Race Classification

2 105 Steve LINSDELL

Total Time **10:33.292** Avg Speed **71.626** Behind **2.129**
 Best Time **1:43.547** Best Speed **73.010** On **5** Gp **b**

| Lap | Elapsed Time | Lap Time | Lap Speed |
|-----|--------------|----------|-----------|
| 1 | 1:50.555 | 1:50.555 | 68.382 |
| 2 | 3:35.287 | 1:44.732 | 72.184 |
| 3 | 5:20.980 | 1:45.693 | 71.528 |
| 4 | 7:05.545 | 1:44.565 | 72.300 |
| 5 | 8:49.092 | 1:43.547 | 73.010 |
| 6 | 10:33.292 | 1:44.200 | 72.553 |

3 36 Neill McWHIRTER

Total Time **10:35.396** Avg Speed **71.389** Behind **4.233**
 Best Time **1:43.520** Best Speed **73.029** On **2** Gp **a**

| Lap | Elapsed Time | Lap Time | Lap Speed |
|-----|--------------|----------|-----------|
| 1 | 1:51.458 | 1:51.458 | 67.828 |
| 2 | 3:34.978 | 1:43.520 | 73.029 |
| 3 | 5:19.295 | 1:44.317 | 72.471 |
| 4 | 7:03.465 | 1:44.170 | 72.574 |
| 5 | 8:48.414 | 1:44.949 | 72.035 |
| 6 | 10:35.396 | 1:46.982 | 70.666 |

8 4 Billy LYLE

Total Time **10:53.592** Avg Speed **69.401** Behind **22.429**
 Best Time **1:47.092** Best Speed **70.594** On **3** Gp **a**

| Lap | Elapsed Time | Lap Time | Lap Speed |
|-----|--------------|----------|-----------|
| 1 | 1:55.661 | 1:55.661 | 65.363 |
| 2 | 3:43.718 | 1:48.057 | 69.963 |
| 3 | 5:30.810 | 1:47.092 | 70.594 |
| 4 | 7:18.614 | 1:47.804 | 70.127 |
| 5 | 9:06.204 | 1:47.590 | 70.267 |
| 6 | 10:53.592 | 1:47.388 | 70.399 |

9 50 Gary JAMISON

Total Time **10:57.128** Avg Speed **69.028** Behind **25.965**
 Best Time **1:47.889** Best Speed **70.072** On **2** Gp **b**

| Lap | Elapsed Time | Lap Time | Lap Speed |
|-----|--------------|----------|-----------|
| 1 | 1:54.342 | 1:54.342 | 66.117 |
| 2 | 3:42.231 | 1:47.889 | 70.072 |
| 3 | 5:30.292 | 1:48.061 | 69.960 |
| 4 | 7:19.723 | 1:49.431 | 69.085 |
| 5 | 9:08.934 | 1:49.211 | 69.224 |
| 6 | 10:57.128 | 1:48.194 | 69.874 |

CLASSIC 500cc

Race Classification

10 44 Alan Bud JACKSON

Total Time **11:03.299** Avg Speed **68.385** Behind **32.136**
 Best Time **1:48.180** Best Speed **69.884** On **6** Gp **a**

| Lap | Elapsed Time | Lap Time | Lap Speed |
|-----|--------------|----------|-----------|
| 1 | 1:56.722 | 1:56.722 | 64.769 |
| 2 | 3:45.579 | 1:48.857 | 69.449 |
| 3 | 5:34.718 | 1:49.139 | 69.269 |
| 4 | 7:26.766 | 1:52.048 | 67.471 |
| 5 | 9:15.119 | 1:48.353 | 69.772 |
| 6 | 11:03.299 | 1:48.180 | 69.884 |

11 59 Anthony AMBLER

Total Time **11:08.558** Avg Speed **67.848** Behind **37.395**
 Best Time **1:49.478** Best Speed **69.055** On **6** Gp **b**

| Lap | Elapsed Time | Lap Time | Lap Speed |
|-----|--------------|----------|-----------|
| 1 | 1:55.745 | 1:55.745 | 65.316 |
| 2 | 3:46.266 | 1:50.521 | 68.403 |
| 3 | 5:36.562 | 1:50.296 | 68.543 |
| 4 | 7:27.563 | 1:51.001 | 68.107 |
| 5 | 9:19.080 | 1:51.517 | 67.792 |
| 6 | 11:08.558 | 1:49.478 | 69.055 |

13 27 Trevor RUFUS


Total Time **11:19.499** Avg Speed **66.755** Behind **48.336**
 Best Time **1:51.303** Best Speed **67.923** On **4** Gp **b**

| Lap | Elapsed Time | Lap Time | Lap Speed |
|-----|--------------|----------|-----------|
| 1 | 2:00.490 | 2:00.490 | 62.744 |
| 2 | 3:52.920 | 1:52.430 | 67.242 |
| 3 | 5:44.726 | 1:51.806 | 67.617 |
| 4 | 7:36.029 | 1:51.303 | 67.923 |
| 5 | 9:28.141 | 1:52.112 | 67.433 |
| 6 | 11:19.499 | 1:51.358 | 67.889 |

14 20 Gary HUTTON

Total Time **11:38.866** Avg Speed **64.905** Behind **1:07.703**
 Best Time **1:54.398** Best Speed **66.085** On **3** Gp **c**

| Lap | Elapsed Time | Lap Time | Lap Speed |
|-----|--------------|----------|-----------|
| 1 | 2:00.499 | 2:00.499 | 62.739 |
| 2 | 3:55.819 | 1:55.320 | 65.557 |
| 3 | 5:50.217 | 1:54.398 | 66.085 |
| 4 | 7:46.289 | 1:56.072 | 65.132 |
| 5 | 9:42.244 | 1:55.955 | 65.198 |
| 6 | 11:38.866 | 1:56.622 | 64.825 |



CLASSIC 500cc/1000cc

Race 13 - Hayes Fuels Senior Classic

Saturday, 25 April 2009

DETAILED RESULT

CLASSIC 500cc

Race Classification

15 77 Ian BOYD

Total Time **12:03.171** Avg Speed **62.724** Behind **1:32.008**
 Best Time **1:56.455** Best Speed **64.918** On **6** Gp **c**

| Lap | Elapsed Time | Lap Time | Lap Speed |
|-----|--------------|----------|-----------|
| 1 | 2:06.114 | 2:06.114 | 59.946 |
| 2 | 4:07.262 | 2:01.148 | 62.403 |
| 3 | 6:07.734 | 2:00.472 | 62.753 |
| 4 | 8:08.010 | 2:00.276 | 62.855 |
| 5 | 10:06.716 | 1:58.706 | 63.687 |
| 6 | 12:03.171 | 1:56.455 | 64.918 |

16 211 Tim STEPHENSON

Total Time **12:03.322** Avg Speed **62.711** Behind **1:32.159**
 Best Time **1:57.068** Best Speed **64.578** On **6** Gp **c**

| Lap | Elapsed Time | Lap Time | Lap Speed |
|-----|--------------|----------|-----------|
| 1 | 2:07.209 | 2:07.209 | 59.430 |
| 2 | 4:07.366 | 2:00.157 | 62.918 |
| 3 | 6:08.037 | 2:00.671 | 62.650 |
| 4 | 8:08.231 | 2:00.194 | 62.898 |
| 5 | 10:06.254 | 1:58.023 | 64.055 |
| 6 | 12:03.322 | 1:57.068 | 64.578 |

17 43 Alex McVICKER

Total Time **10:41.623** Avg Speed **58.913** Behind **1 Lap**
 Best Time **1:58.727** Best Speed **63.675** On **5** Gp **a**

| Lap | Elapsed Time | Lap Time | Lap Speed |
|-----|--------------|----------|-----------|
| 1 | 2:37.251 | 2:37.251 | 48.076 |
| 2 | 4:39.949 | 2:02.698 | 61.615 |
| 3 | 6:42.047 | 2:02.098 | 61.917 |
| 4 | 8:42.896 | 2:00.849 | 62.557 |
| 5 | 10:41.623 | 1:58.727 | 63.675 |

18 68 Norman BOYD

Total Time **11:39.852** Avg Speed **54.011** Behind **58.229**
 Best Time **2:14.609** Best Speed **56.163** On **4** Gp **c**

| Lap | Elapsed Time | Lap Time | Lap Speed |
|-----|--------------|----------|-----------|
| 1 | 2:29.394 | 2:29.394 | 50.604 |
| 2 | 4:51.292 | 2:21.898 | 53.278 |
| 3 | 7:08.987 | 2:17.695 | 54.904 |
| 4 | 9:23.596 | 2:14.609 | 56.163 |
| 5 | 11:39.852 | 2:16.256 | 55.484 |




THE ROYAL HOTEL & BRAESIDE COOKSTOWN 100

CLASSIC 500cc/1000cc

Race 13 - Hayes Fuels Senior Classic

LAP CHART



| 1 | | | | | 3 | | | | | 5 | | | | |
|-----|------------------|---|--------------|----------|-----|------------------|---|--------------|----------|-----|------------------|---|--------------|----------|
| No | Name | G | Elapsed Time | Lap Time | No | Name | G | Elapsed Time | Lap Time | No | Name | G | Elapsed Time | Lap Time |
| 67 | Mark McGAW | a | 1:49.310 | 1:49.310 | 67 | Mark McGAW | a | 5:18.976 | 1:44.454 | 67 | Mark McGAW | a | 8:47.503 | 1:44.502 |
| 105 | Steve LINSDELL | b | 1:50.555 | 1:50.555 | 36 | Neill McWHIRTER | a | 5:19.295 | 1:44.317 | 36 | Neill McWHIRTER | a | 8:48.414 | 1:44.949 |
| 11 | John SCOTT | a | 1:51.225 | 1:51.225 | 105 | Steve LINSDELL | b | 5:20.980 | 1:45.693 | 105 | Steve LINSDELL | b | 8:49.092 | 1:43.547 |
| 36 | Neill McWHIRTER | a | 1:51.458 | 1:51.458 | 51 | Mark MORGAN | b | 5:25.153 | 1:46.833 | 12 | Richard FORD | b | 8:55.976 | 1:44.897 |
| 51 | Mark MORGAN | b | 1:52.215 | 1:52.215 | 12 | Richard FORD | b | 5:25.936 | 1:46.858 | 51 | Mark MORGAN | b | 9:00.780 | 1:49.222 |
| 12 | Richard FORD | b | 1:52.567 | 1:52.567 | 11 | John SCOTT | a | 5:28.003 | 1:48.454 | 31 | Mark CONNOLLY | a | 9:03.023 | 1:47.320 |
| 31 | Mark CONNOLLY | a | 1:52.735 | 1:52.735 | 31 | Mark CONNOLLY | a | 5:28.559 | 1:48.659 | 11 | John SCOTT | a | 9:03.487 | 1:48.024 |
| 50 | Gary JAMISON | b | 1:54.342 | 1:54.342 | 50 | Gary JAMISON | b | 5:30.292 | 1:48.061 | 4 | Billy LYLE | a | 9:06.204 | 1:47.590 |
| 4 | Billy LYLE | a | 1:55.661 | 1:55.661 | 4 | Billy LYLE | a | 5:30.810 | 1:47.092 | 50 | Gary JAMISON | b | 9:08.934 | 1:49.211 |
| 59 | Anthony AMBLER | b | 1:55.745 | 1:55.745 | 44 | Alan Bud JACKSON | a | 5:34.718 | 1:49.139 | 44 | Alan Bud JACKSON | a | 9:15.119 | 1:48.353 |
| 44 | Alan Bud JACKSON | a | 1:56.722 | 1:56.722 | 59 | Anthony AMBLER | b | 5:36.562 | 1:50.296 | 59 | Anthony AMBLER | b | 9:19.080 | 1:51.517 |
| 130 | Mark CAPEWELL | c | 1:58.003 | 1:58.003 | 130 | Mark CAPEWELL | c | 5:39.819 | 1:50.954 | 130 | Mark CAPEWELL | c | 9:22.218 | 1:51.822 |
| 27 | Trevor RUFUS | b | 2:00.490 | 2:00.490 | 27 | Trevor RUFUS | b | 5:44.726 | 1:51.806 | 27 | Trevor RUFUS | b | 9:28.141 | 1:52.112 |
| 20 | Gary HUTTON | c | 2:00.499 | 2:00.499 | 20 | Gary HUTTON | c | 5:50.217 | 1:54.398 | 20 | Gary HUTTON | c | 9:42.244 | 1:55.955 |
| 77 | Ian BOYD | c | 2:06.114 | 2:06.114 | 77 | Ian BOYD | c | 6:07.734 | 2:00.472 | 211 | Tim STEPHENSON | c | 10:06.254 | 1:58.023 |
| 211 | Tim STEPHENSON | c | 2:07.209 | 2:07.209 | 211 | Tim STEPHENSON | c | 6:08.037 | 2:00.671 | 77 | Ian BOYD | c | 10:06.716 | 1:58.706 |
| 68 | Norman BOYD | c | 2:29.394 | 2:29.394 | 43 | Alex McVICKER | a | 6:42.047 | 2:02.098 | 43 | Alex McVICKER | a | 10:41.623 | 1:58.727 |
| 43 | Alex McVICKER | a | 2:37.251 | 2:37.251 | 68 | Norman BOYD | c | 7:08.987 | 2:17.695 | 68 | Norman BOYD | c | 11:39.852 | 2:16.256 |

| 2 | | | | | 4 | | | | | 6 | | | | |
|-----|------------------|---|--------------|----------|-----|------------------|---|--------------|----------|-----|------------------|---|--------------|----------|
| No | Name | G | Elapsed Time | Lap Time | No | Name | G | Elapsed Time | Lap Time | No | Name | G | Elapsed Time | Lap Time |
| 67 | Mark McGAW | a | 3:34.522 | 1:45.212 | 67 | Mark McGAW | a | 7:03.001 | 1:44.025 | 67 | Mark McGAW | a | 10:31.163 | 1:43.660 |
| 36 | Neill McWHIRTER | a | 3:34.978 | 1:43.520 | 36 | Neill McWHIRTER | a | 7:03.465 | 1:44.170 | 105 | Steve LINSDELL | b | 10:33.292 | 1:44.200 |
| 105 | Steve LINSDELL | b | 3:35.287 | 1:44.732 | 105 | Steve LINSDELL | b | 7:05.545 | 1:44.565 | 36 | Neill McWHIRTER | a | 10:35.396 | 1:46.982 |
| 51 | Mark MORGAN | b | 3:38.320 | 1:46.105 | 12 | Richard FORD | b | 7:11.079 | 1:45.143 | 12 | Richard FORD | b | 10:39.975 | 1:43.999 |
| 12 | Richard FORD | b | 3:39.078 | 1:46.511 | 51 | Mark MORGAN | b | 7:11.558 | 1:46.405 | 31 | Mark CONNOLLY | a | 10:47.333 | 1:44.310 |
| 11 | John SCOTT | a | 3:39.549 | 1:48.324 | 11 | John SCOTT | a | 7:15.463 | 1:47.460 | 11 | John SCOTT | a | 10:49.792 | 1:46.305 |
| 31 | Mark CONNOLLY | a | 3:39.900 | 1:47.165 | 31 | Mark CONNOLLY | a | 7:15.703 | 1:47.144 | 51 | Mark MORGAN | b | 10:50.435 | 1:49.655 |
| 50 | Gary JAMISON | b | 3:42.231 | 1:47.889 | 4 | Billy LYLE | a | 7:18.614 | 1:47.804 | 4 | Billy LYLE | a | 10:53.592 | 1:47.388 |
| 4 | Billy LYLE | a | 3:43.718 | 1:48.057 | 50 | Gary JAMISON | b | 7:19.723 | 1:49.431 | 50 | Gary JAMISON | b | 10:57.128 | 1:48.194 |
| 44 | Alan Bud JACKSON | a | 3:45.579 | 1:48.857 | 44 | Alan Bud JACKSON | a | 7:26.766 | 1:52.048 | 44 | Alan Bud JACKSON | a | 11:03.299 | 1:48.180 |
| 59 | Anthony AMBLER | b | 3:46.266 | 1:50.521 | 59 | Anthony AMBLER | b | 7:27.563 | 1:51.001 | 59 | Anthony AMBLER | b | 11:08.558 | 1:49.478 |
| 130 | Mark CAPEWELL | c | 3:48.865 | 1:50.862 | 130 | Mark CAPEWELL | c | 7:30.396 | 1:50.577 | 130 | Mark CAPEWELL | c | 11:12.616 | 1:50.398 |
| 27 | Trevor RUFUS | b | 3:52.920 | 1:52.430 | 27 | Trevor RUFUS | b | 7:36.029 | 1:51.303 | 27 | Trevor RUFUS | b | 11:19.499 | 1:51.358 |
| 20 | Gary HUTTON | c | 3:55.819 | 1:55.320 | 20 | Gary HUTTON | c | 7:46.289 | 1:56.072 | 20 | Gary HUTTON | c | 11:38.866 | 1:56.622 |
| 77 | Ian BOYD | c | 4:07.262 | 2:01.148 | 77 | Ian BOYD | c | 8:08.010 | 2:00.276 | 77 | Ian BOYD | c | 12:03.171 | 1:56.455 |
| 211 | Tim STEPHENSON | c | 4:07.366 | 2:00.157 | 211 | Tim STEPHENSON | c | 8:08.231 | 2:00.194 | 211 | Tim STEPHENSON | c | 12:03.322 | 1:57.068 |
| 43 | Alex McVICKER | a | 4:39.949 | 2:02.698 | 43 | Alex McVICKER | a | 8:42.896 | 2:00.849 | | | | | |
| 68 | Norman BOYD | c | 4:51.292 | 2:21.898 | 68 | Norman BOYD | c | 9:23.596 | 2:14.609 | | | | | |