





Royal Hotel
& BRAESIDE

COOKSTOWN 100

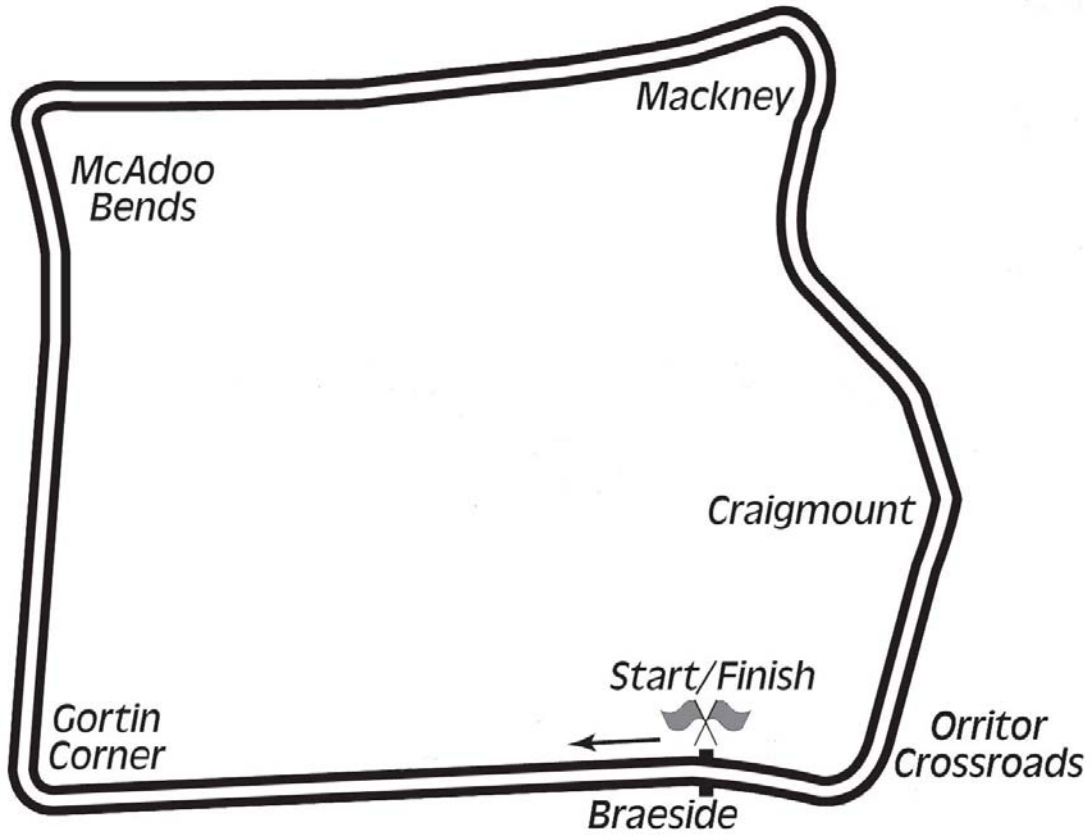
Friday 24th & Saturday 25th April 2009

promoted by Cookstown & District MCC
www.cookstown100.com

COOKSTOWN TOWN CENTRE FORUM
LIGHTWEIGHT 125cc CLASS



Orritor Circuit 2.1 miles



LAP RECORDS

Class	Rider	Machine	m	s	mph	Year
125cc	Darran Lindsay	Honda	1	34.778	79.765	2005
250cc	Michael Dunlop	Honda	1	30.908	83.161	2008
Supertwins (with 250s)	Adrian Mullen	Suzuki 650	1	38.032	77.118	2008
Supersport	Keith Amor	Honda	1	25.190	88.743	2008
Open 1000cc	Keith Amor	Honda 600	1	24.927	89.018	2008
Senior Support	Gary Robinson	Yamaha 600	1	29.956	84.041	2007
Junior Support	Michael Dunlop	Yamaha 250	1	36.181	78.602	2006
Classic 1000cc	Wattie Brown	Norton 920	1	40.273	75.394	2006
Classic 500cc	Colin Rodgers	Honda	1	42.787	73.550	2004
Classic 350cc	Paul Coward	Honda	1	43.421	73.099	2004
Classic 250cc	Geoff McMullan	Suzuki	1	47.294	70.461	2006




LIGHTWEIGHT 125cc

Group A Qualifying

Friday, 24 April 2009

Pos	Class	No	Name	Machine / Sponsor	----- Best Lap -----			Laps	
					Time	Behind	Speed		
Qualifying Classification									
1	125R	30	Graham WILSON	Honda - Logan	1:47.934		70.043	5	6
2	125R	1	Darren BURNS	Honda - Track Day Tools	1:49.730	1.796	68.896	4	5
3	125R	10	Ivan LINTIN	Honda - McKinstry Racing	1:52.419	4.485	67.248	4	5
4	125R	76	Andrew NEILL	Honda - Wray Brothers	1:52.914	4.980	66.954	4	5
5	125R	130	Wayne KENNEDY	Honda	1:53.006	5.072	66.899	4	5
6	125R	32	Joe PHILLIPS	Honda	1:53.893	5.959	66.378	3	5
7	125R	144	Craig GIBSON	Honda - Team Polaris Racing	1:55.417	7.483	65.502	3	5
8	125R	86	Nigel MOORE	Honda	1:55.541	7.607	65.431	3	4
9	125R	46	Gary JORDAN	Honda	1:56.051	8.117	65.144	3	5
10	125R	33	Sam DUNLOP	Honda	1:56.514	8.580	64.885	3	5
11	125R	11	Peter WAKEFIELD	Honda - PW Racing	2:00.224	12.290	62.883	4	5
12	125R	54	Adrian COLEMAN	Honda - Browne	2:00.544	12.610	62.716	4	5
13	125R	50	Mick CHATTERTON	Honda	2:01.438	13.504	62.254	4	5
14	125R	34	Sean LEONARD	Honda - Evans Co.	2:08.009	20.075	59.058	4	5
15	125R	49	Malcolm LOVE	Aprilia - People Direct	3:10.812	1:22.878	39.620	1	1
16	125R	28	Wayne HAMILTON	Honda - Track Day Tools	11:07.232	9:19.298	11.330	1	1

These Results are provisional and are subject to ratification by the Stewards of the Meeting.

Track	Orritor	Signed		Organising Club	Cookstown & District MCC
Length(miles)	2.1000		Chief Timekeeper	Qualifying Started	17:28:20.723
Weather	Rain	Issued At:	17:40:29		
Track	Wet				



MCUI
Ulster Centre
Timing
www.mcui-uc.org.uk



Powered by
e-Laps II
© 2008
Walter Marks



LIGHTWEIGHT 125cc

Group A Qualifying

Friday, 24 April 2009

DETAILED RESULT

LIGHTWEIGHT 125cc

Qualifying Classification

Position

1 30 Graham WILSON

Behind

Best Time **1:47.934** Best Speed **70.043** On **5** Gp **a**

Lap	Elapsed Time	Lap Time	Lap Speed
1	2:19.166	2:19.166	54.324
2	4:12.057	1:52.891	66.967
3	6:02.475	1:50.418	68.467
4	7:50.692	1:48.217	69.860
5	9:38.626	1:47.934	70.043
6	11:35.117	1:56.491	64.898

2 1 Darren BURNS

Behind **1.796**

Best Time **1:49.730** Best Speed **68.896** On **4** Gp **a**

Lap	Elapsed Time	Lap Time	Lap Speed
1	2:17.901	2:17.901	54.822
2	4:11.368	1:53.467	66.627
3	6:03.205	1:51.837	67.598
4	7:52.935	1:49.730	68.896
5	10:16.743	2:23.808	52.570

3 10 Ivan LINTIN

Behind **4.485**

Best Time **1:52.419** Best Speed **67.248** On **4** Gp **a**

Lap	Elapsed Time	Lap Time	Lap Speed
1	2:50.505	2:50.505	44.339
2	4:46.739	1:56.234	65.041
3	6:42.648	1:55.909	65.224
4	8:35.067	1:52.419	67.248
5	10:48.609	2:13.542	56.611

4 76 Andrew NEILL

Behind **4.980**

Best Time **1:52.914** Best Speed **66.954** On **4** Gp **a**

Lap	Elapsed Time	Lap Time	Lap Speed
1	3:02.138	3:02.138	41.507
2	5:01.084	1:58.946	63.558
3	6:55.618	1:54.534	66.007
4	8:48.532	1:52.914	66.954
5	11:08.734	2:20.202	53.922

LIGHTWEIGHT 125cc

Qualifying Classification

Position

5 130 Wayne KENNEDY

Behind **5.072**

Best Time **1:53.006** Best Speed **66.899** On **4** Gp **a**

Lap	Elapsed Time	Lap Time	Lap Speed
1	2:40.728	2:40.728	47.036
2	4:37.211	1:56.483	64.902
3	6:30.847	1:53.636	66.528
4	8:23.853	1:53.006	66.899
5	10:48.061	2:24.208	52.424

6 32 Joe PHILLIPS

Behind **5.959**

Best Time **1:53.893** Best Speed **66.378** On **3** Gp **a**

Lap	Elapsed Time	Lap Time	Lap Speed
1	2:23.858	2:23.858	52.552
2	4:20.429	1:56.571	64.853
3	6:14.322	1:53.893	66.378
4	8:08.523	1:54.201	66.199
5	10:23.588	2:15.065	55.973

7 144 Craig GIBSON

Behind **7.483**

Best Time **1:55.417** Best Speed **65.502** On **3** Gp **a**

Lap	Elapsed Time	Lap Time	Lap Speed
1	2:29.358	2:29.358	50.617
2	4:27.867	1:58.509	63.793
3	6:23.284	1:55.417	65.502
4	8:22.501	1:59.217	63.414
5	10:45.250	2:22.749	52.960

8 86 Nigel MOORE

Behind **7.607**

Best Time **1:55.541** Best Speed **65.431** On **3** Gp **a**

Lap	Elapsed Time	Lap Time	Lap Speed
1	3:13.840	3:13.840	39.001
2	5:10.745	1:56.905	64.668
3	7:06.286	1:55.541	65.431
4	9:02.506	1:56.220	65.049



LIGHTWEIGHT 125cc

Group A Qualifying

Friday, 24 April 2009

DETAILED RESULT

LIGHTWEIGHT 125cc

Qualifying Classification

Position

9 46 Gary JORDAN

Behind 8.117

Best Time 1:56.051 Best Speed 65.144 On 3 Gp a

Lap	Elapsed Time	Lap Time	Lap Speed
1	2:44.034	2:44.034	46.088
2	4:46.420	2:02.386	61.772
3	6:42.471	1:56.051	65.144
4	8:40.351	1:57.880	64.133
5	11:17.315	2:36.964	48.164

10 33 Sam DUNLOP

Behind 8.580

Best Time 1:56.514 Best Speed 64.885 On 3 Gp a

Lap	Elapsed Time	Lap Time	Lap Speed
1	3:05.367	3:05.367	40.784
2	5:07.208	2:01.841	62.048
3	7:03.722	1:56.514	64.885
4	9:01.022	1:57.300	64.450
5	11:14.897	2:13.875	56.471

11 11 Peter WAKEFIELD

Behind 12.290

Best Time 2:00.224 Best Speed 62.883 On 4 Gp a

Lap	Elapsed Time	Lap Time	Lap Speed
1	3:02.014	3:02.014	41.535
2	5:09.804	2:07.790	59.160
3	7:11.226	2:01.422	62.262
4	9:11.450	2:00.224	62.883
5	11:17.623	2:06.173	59.918

12 54 Adrian COLEMAN

Behind 12.610

Best Time 2:00.544 Best Speed 62.716 On 4 Gp a

Lap	Elapsed Time	Lap Time	Lap Speed
1	3:13.975	3:13.975	38.974
2	5:17.128	2:03.153	61.387
3	7:19.226	2:02.098	61.917
4	9:19.770	2:00.544	62.716
5	11:32.252	2:12.482	57.064

LIGHTWEIGHT 125cc

Qualifying Classification

Position

13 50 Mick CHATTERTON

Behind 13.504

Best Time 2:01.438 Best Speed 62.254 On 4 Gp a

Lap	Elapsed Time	Lap Time	Lap Speed
1	2:50.357	2:50.357	44.377
2	4:58.908	2:08.551	58.809
3	7:02.722	2:03.814	61.059
4	9:04.160	2:01.438	62.254
5	11:11.744	2:07.584	59.255

14 34 Sean LEONARD

Behind 20.075

Best Time 2:08.009 Best Speed 59.058 On 4 Gp a

Lap	Elapsed Time	Lap Time	Lap Speed
1	2:57.910	2:57.910	42.493
2	5:10.637	2:12.727	56.959
3	7:18.936	2:08.299	58.925
4	9:26.945	2:08.009	59.058
5	11:37.249	2:10.304	58.018

15 49 Malcolm LOVE

Behind 1:22.878

Best Time 3:10.812 Best Speed 39.620 On 1 Gp a

Lap	Elapsed Time	Lap Time	Lap Speed
1	3:10.812	3:10.812	39.620

16 28 Wayne HAMILTON

Behind 9:19.298

Best Time 11:07.232 Best Speed 11.330 On 1 Gp a

Lap	Elapsed Time	Lap Time	Lap Speed
1	11:07.232	11:07.232	11.330




LIGHTWEIGHT 125cc

Group B Qualifying

Friday, 24 April 2009

Pos	Class	No	Name	Machine / Sponsor	----- Best Lap -----			Laps	
					Time	Behind	Speed		
Qualifying Classification									
1	125R	3	Michael DUNLOP	Honda - Marlow Construction	1:45.255		71.826	4	4
2	125R	6	William DUNLOP	Honda - P J Flynn	1:46.248	0.993	71.154	4	5
3	125R	77	Adrian McFARLAND	Aprilia - Team Richardson	1:50.940	5.685	68.145	4	5
4	125R	88	Mark YOUNG	Honda	1:51.429	6.174	67.846	4	4
5	125R	28	Wayne HAMILTON	Honda - Track Day Tools	1:51.834	6.579	67.600	3	5
6	125R	5	William COWDEN	Honda - Warley Carriers	1:52.580	7.325	67.152	4	5
7	125R	44	Barry DAVIDSON	Honda - Coleraine Motorcycles	1:53.527	8.272	66.592	3	4
8	125R	0	Darren GILPIN	Honda - Trevor Dixon Racing	1:54.035	8.780	66.295	4	5
9	125R	17	Ciaran DONNELLY	Honda	1:55.595	10.340	65.401	3	4
10	125R	14	Jack SANDS	Honda	1:56.105	10.850	65.113	4	4
11	125R	60	Ronnie SCOTT	Honda	2:00.235	14.980	62.877	4	4
12	125R	74	Jamie O BRIEN	Honda - Peter Simpson Construction	2:00.804	15.549	62.581	4	5
13	125R	7	Jeff SHAW	Honda - HM Sports Motorhomes	2:02.031	16.776	61.951	4	4

These Results are provisional and are subject to ratification by the Stewards of the Meeting.

Track	Orritor	Signed		Organising Club	Cookstown & District MCC
Length(miles)	2.1000		Chief Timekeeper	Qualifying Started	17:41:50.058
Weather	Rain	Issued At:	17:54:41		
Track	Wet				



MCUI
Ulster Centre
Timing
www.mcui-uc.org.uk



Powered by
e-Laps II
© 2008
Walter Marks



LIGHTWEIGHT 125cc

Group B Qualifying

Friday, 24 April 2009

DETAILED RESULT

LIGHTWEIGHT 125cc

Qualifying Classification

Position

1 3 Michael DUNLOP

Behind

Best Time **1:45.255** Best Speed **71.826** On **4** Gp **a**

Lap	Elapsed Time	Lap Time	Lap Speed
1	3:15.117	3:15.117	38.746
2	5:24.175	2:09.058	58.578
3	7:13.296	1:49.121	69.281
4	8:58.551	1:45.255	71.826

2 6 William DUNLOP

Behind **0.993**

Best Time **1:46.248** Best Speed **71.154** On **4** Gp **a**

Lap	Elapsed Time	Lap Time	Lap Speed
1	2:32.556	2:32.556	49.556
2	4:25.014	1:52.458	67.225
3	6:15.465	1:50.451	68.447
4	8:01.713	1:46.248	71.154
5	10:37.807	2:36.094	48.432

3 77 Adrian McFARLAND

Behind **5.685**

Best Time **1:50.940** Best Speed **68.145** On **4** Gp **a**

Lap	Elapsed Time	Lap Time	Lap Speed
1	3:02.052	3:02.052	41.527
2	4:59.749	1:57.697	64.233
3	6:53.764	1:54.015	66.307
4	8:44.704	1:50.940	68.145
5	10:57.546	2:12.842	56.910

4 88 Mark YOUNG

Behind **6.174**

Best Time **1:51.429** Best Speed **67.846** On **4** Gp **a**

Lap	Elapsed Time	Lap Time	Lap Speed
1	3:04.169	3:04.169	41.049
2	5:11.695	2:07.526	59.282
3	7:07.943	1:56.248	65.033
4	8:59.372	1:51.429	67.846

LIGHTWEIGHT 125cc

Qualifying Classification

Position

5 28 Wayne HAMILTON

Behind **6.579**

Best Time **1:51.834** Best Speed **67.600** On **3** Gp **a**

Lap	Elapsed Time	Lap Time	Lap Speed
1	2:32.832	2:32.832	49.466
2	4:29.429	1:56.597	64.839
3	6:21.263	1:51.834	67.600
4	8:16.739	1:55.476	65.468
5	10:37.496	2:20.757	53.710

6 5 William COWDEN

Behind **7.325**

Best Time **1:52.580** Best Speed **67.152** On **4** Gp **a**

Lap	Elapsed Time	Lap Time	Lap Speed
1	2:04.150	2:04.150	60.894
2	4:00.592	1:56.442	64.925
3	5:54.001	1:53.409	66.661
4	7:46.581	1:52.580	67.152
5	10:22.901	2:36.320	48.362

7 44 Barry DAVIDSON

Behind **8.272**

Best Time **1:53.527** Best Speed **66.592** On **3** Gp **a**

Lap	Elapsed Time	Lap Time	Lap Speed
1	2:31.026	2:31.026	50.058
2	4:26.915	1:55.889	65.235
3	6:20.442	1:53.527	66.592
4	8:17.040	1:56.598	64.838

8 0 Darren GILPIN

Behind **8.780**

Best Time **1:54.035** Best Speed **66.295** On **4** Gp **a**

Lap	Elapsed Time	Lap Time	Lap Speed
1	2:19.893	2:19.893	54.041
2	4:17.932	1:58.039	64.047
3	6:15.062	1:57.130	64.544
4	8:09.097	1:54.035	66.295
5	10:36.035	2:26.938	51.450



LIGHTWEIGHT 125cc

Group B Qualifying

Friday, 24 April 2009

DETAILED RESULT

LIGHTWEIGHT 125cc

Qualifying Classification

Position

9 17 Ciaran DONNELLY

Behind **10.340**

Best Time **1:55.595** Best Speed **65.401** On **3** Gp **a**

Lap	Elapsed Time	Lap Time	Lap Speed
1	3:27.151	3:27.151	36.495
2	5:34.836	2:07.685	59.208
3	7:30.431	1:55.595	65.401
4	9:27.578	1:57.147	64.534

10 14 Jack SANDS

Behind **10.850**

Best Time **1:56.105** Best Speed **65.113** On **4** Gp **a**

Lap	Elapsed Time	Lap Time	Lap Speed
1	2:33.131	2:33.131	49.369
2	4:31.681	1:58.550	63.771
3	6:28.740	1:57.059	64.583
4	8:24.845	1:56.105	65.113

11 60 Ronnie SCOTT

Behind **14.980**

Best Time **2:00.235** Best Speed **62.877** On **4** Gp **a**

Lap	Elapsed Time	Lap Time	Lap Speed
1	2:43.477	2:43.477	46.245
2	4:50.255	2:06.778	59.632
3	6:53.126	2:02.871	61.528
4	8:53.361	2:00.235	62.877

12 74 Jamie O BRIEN

Behind **15.549**

Best Time **2:00.804** Best Speed **62.581** On **4** Gp **a**

Lap	Elapsed Time	Lap Time	Lap Speed
1	2:07.344	2:07.344	59.367
2	4:12.952	2:05.608	60.187
3	6:16.526	2:03.574	61.178
4	8:17.330	2:00.804	62.581
5	10:40.591	2:23.261	52.771

13 7 Jeff SHAW

Behind **16.776**

Best Time **2:02.031** Best Speed **61.951** On **4** Gp **a**

Lap	Elapsed Time	Lap Time	Lap Speed
1	3:01.791	3:01.791	41.586
2	5:13.381	2:11.590	57.451
3	7:17.791	2:04.410	60.767
4	9:19.822	2:02.031	61.951




THE ROYAL HOTEL & BRAESIDE COOKSTOWN 100

**LIGHTWEIGHT 125cc
Combined Qualifying
Friday, 24 April 2009**



Pos	Class	No	Name	-----Best Time / Qual Laps-----		Overall Best Time / Speed / Total Qual Laps
				Session A	Session B	
Qualifying Classification						
1	125R	3	Michael DUNLOP	-----	1:45.255	1:45.255 71.826
2	125R	6	William DUNLOP	-----	1:46.248	1:46.248 71.154
3	125R	30	Graham WILSON	1:47.934	-----	1:47.934 70.043
4	125R	1	Darren BURNS	1:49.730	-----	1:49.730 68.896
5	125R	77	Adrian McFARLAND	-----	1:50.940	1:50.940 68.145
6	125R	88	Mark YOUNG	-----	1:51.429	1:51.429 67.846
7	125R	28	Wayne HAMILTON	11:07.232	1:51.834	1:51.834 67.600
8	125R	10	Ivan LINTIN	1:52.419	-----	1:52.419 67.248
9	125R	5	William COWDEN	-----	1:52.580	1:52.580 67.152
10	125R	76	Andrew NEILL	1:52.914	-----	1:52.914 66.954
11	125R	130	Wayne KENNEDY	1:53.006	-----	1:53.006 66.899
12	125R	44	Barry DAVIDSON	-----	1:53.527	1:53.527 66.592
13	125R	32	Joe PHILLIPS	1:53.893	-----	1:53.893 66.378
14	125R	0	Darren GILPIN	-----	1:54.035	1:54.035 66.295
15	125R	144	Craig GIBSON	1:55.417	-----	1:55.417 65.502
16	125R	86	Nigel MOORE	1:55.541	-----	1:55.541 65.431
17	125R	17	Ciaran DONNELLY	-----	1:55.595	1:55.595 65.401
18	125R	46	Gary JORDAN	1:56.051	-----	1:56.051 65.144
19	125R	14	Jack SANDS	-----	1:56.105	1:56.105 65.113
20	125R	33	Sam DUNLOP	1:56.514	-----	1:56.514 64.885
21	125R	11	Peter WAKEFIELD	2:00.224	-----	2:00.224 62.883
22	125R	60	Ronnie SCOTT	-----	2:00.235	2:00.235 62.877
23	125R	54	Adrian COLEMAN	2:00.544	-----	2:00.544 62.716
24	125R	74	Jamie O BRIEN	-----	2:00.804	2:00.804 62.581
25	125R	50	Mick CHATTERTON	2:01.438	-----	2:01.438 62.254
26	125R	7	Jeff SHAW	-----	2:02.031	2:02.031 61.951
27	125R	34	Sean LEONARD	2:08.009	-----	2:08.009 59.058
28	125R	49	Malcolm LOVE	3:10.812	-----	3:10.812 39.620

These Results are provisional and are subject to ratification by the Stewards of the Meeting.

Track	Orritor	Signed  Chief Timekeeper	Organising Club Cookstown & District MCC
Length(miles)	2.1000		
Weather	Rain	Issued At:	
Track	Wet		



MCUI
Ulster Centre
Timing
www.mcui-uc.org.uk



Powered by
e-Laps II
© 2008
Walter Marks

THE ROYAL HOTEL & BRAESIDE COOKSTOWN 100



LIGHTWEIGHT 125cc

Race 2 - Cookstown Town Centre Forum 125cc

Saturday, 25 April 2009

Pos	Class	No	Name	Machine / Sponsor	Gp	Laps	Total Time	Behind	Speed	-----Best Lap-----		
										Time	Speed	On
Race Classification												
1	125R	3	Michael DUNLOP	Honda - Marlow Construction	a	5	8:40.645		72.602	1:41.418	74.543	4
2	125R	1	Darren BURNS	Honda - Track Day Tools	a	5	8:46.525	5.880	71.791	1:42.994	73.402	3
3	125R	88	Mark YOUNG	Honda	a	5	8:47.531	6.886	71.655	1:42.243	73.941	4
4	125R	76	Andrew NEILL	Honda - Wray Brothers	a	5	9:00.305	19.660	69.960	1:46.091	71.260	3
5	125R	10	Ivan LINTIN	Honda - McKinstry Racing	a	5	9:04.475	23.830	69.425	1:44.983	72.012	5
6	125R	44	Barry DAVIDSON	Honda - Coleraine Motorcycles	b	5	9:11.766	31.121	68.507	1:45.902	71.387	4
7	125R	14	Jack SANDS	Honda	c	5	9:18.022	37.377	67.739	1:49.637	68.955	1
8	125R	32	Joe PHILLIPS	Honda	b	5	9:22.273	41.628	67.227	1:48.982	69.369	5
9	125R	7	Jeff SHAW	Honda - HM Sports Motorhomes	c	5	9:38.625	57.980	65.327	1:50.568	68.374	5
10	125R	17	Ciaran DONNELLY	Honda	c	5	9:41.386	1:00.741	65.017	1:49.174	69.247	5
11	125R	144	Craig GIBSON	Honda - Team Polaris Racing	c	5	9:41.582	1:00.937	64.995	1:51.305	67.921	5
12	125R	74	Jamie O BRIEN	Honda - Peter Simpson Construction	c	5	9:43.340	1:02.695	64.799	1:49.998	68.729	5
13	125R	54	Adrian COLEMAN	Honda - Browne	c	5	9:44.362	1:03.717	64.686	1:50.101	68.664	5
14	125R	46	Gary JORDAN	Honda	c	5	9:44.473	1:03.828	64.674	1:49.943	68.763	5
15	125R	34	Sean LEONARD	Honda - Evans Co.	c	5	9:56.892	1:16.247	63.328	1:53.937	66.352	5


Fastest Lap

125R	3	Michael DUNLOP	Honda - Marlow Construction	a						1:41.418	74.543	4
------	---	----------------	-----------------------------	---	--	--	--	--	--	----------	--------	---

Not Classified

DNF	125R	130	Wayne KENNEDY	Honda	b	3	5:40.825	2 Laps	66.544	1:49.159	69.257	3
DNF	125R	0	Darren GILPIN	Honda - Trevor Dixon Racing	b	1	1:58.482	4 Laps	63.807	1:58.482	63.807	1
DNF	125R	60	Ronnie SCOTT	Honda	c	1	2:20.879		53.663	2:20.879	53.663	1

These Results are provisional and are subject to ratification by the Stewards of the Meeting.


Track	Orritor	Signed		Organising Club	Cookstown & District MCC
Length(miles)	2.1000		Chief Timekeeper	Warmup Started	
Weather	Sunny			Race Started	16:43:43.378
Track	Dry	Issued At:	16:57:01	Gp Time Diff - b 10.2 / c 22.62	



MCUI
Ulster Centre
Timing
www.mcui-uc.org.uk



Powered by
e-Laps II
© 2008
Walter Marks



LIGHTWEIGHT 125cc

Race 2 - Cookstown Town Centre Forum 125cc

Saturday, 25 April 2009

DETAILED RESULT

LIGHTWEIGHT 125cc

Race Classification

1 3 Michael DUNLOP

Total Time **8:40.645** Avg Speed **72.602** Behind
Best Time **1:41.418** Best Speed **74.543** On **4** Gp **a**

Lap	Elapsed Time	Lap Time	Lap Speed
1	1:50.078	1:50.078	68.679
2	3:33.829	1:43.751	72.867
3	5:16.663	1:42.834	73.517
4	6:58.081	1:41.418	74.543
5	8:40.645	1:42.564	73.710

2 1 Darren BURNS

Total Time **8:46.525** Avg Speed **71.791** Behind **5.880**
Best Time **1:42.994** Best Speed **73.402** On **3** Gp **a**

Lap	Elapsed Time	Lap Time	Lap Speed
1	1:50.310	1:50.310	68.534
2	3:34.797	1:44.487	72.353
3	5:17.791	1:42.994	73.402
4	7:01.838	1:44.047	72.659
5	8:46.525	1:44.687	72.215

3 88 Mark YOUNG

Total Time **8:47.531** Avg Speed **71.655** Behind **6.886**
Best Time **1:42.243** Best Speed **73.941** On **4** Gp **a**

Lap	Elapsed Time	Lap Time	Lap Speed
1	1:54.075	1:54.075	66.272
2	3:40.295	1:46.220	71.173
3	5:23.022	1:42.727	73.593
4	7:05.265	1:42.243	73.941
5	8:47.531	1:42.266	73.925

4 76 Andrew NEILL

Total Time **9:00.305** Avg Speed **69.960** Behind **19.660**
Best Time **1:46.091** Best Speed **71.260** On **3** Gp **a**

Lap	Elapsed Time	Lap Time	Lap Speed
1	1:54.178	1:54.178	66.212
2	3:41.043	1:46.865	70.743
3	5:27.134	1:46.091	71.260
4	7:13.687	1:46.553	70.951
5	9:00.305	1:46.618	70.907

LIGHTWEIGHT 125cc

Race Classification

5 10 Ivan LINTIN

Total Time **9:04.475** Avg Speed **69.425** Behind **23.830**
Best Time **1:44.983** Best Speed **72.012** On **5** Gp **a**

Lap	Elapsed Time	Lap Time	Lap Speed
1	1:57.510	1:57.510	64.335
2	3:47.028	1:49.518	69.030
3	5:33.700	1:46.672	70.871
4	7:19.492	1:45.792	71.461
5	9:04.475	1:44.983	72.012

6 44 Barry DAVIDSON

Total Time **9:11.766** Avg Speed **68.507** Behind **31.121**
Best Time **1:45.902** Best Speed **71.387** On **4** Gp **b**

Lap	Elapsed Time	Lap Time	Lap Speed
1	1:58.757	1:58.757	63.659
2	3:52.030	1:53.273	66.741
3	5:39.839	1:47.809	70.124
4	7:25.741	1:45.902	71.387
5	9:11.766	1:46.025	71.304

7 14 Jack SANDS

Total Time **9:18.022** Avg Speed **67.739** Behind **37.377**
Best Time **1:49.637** Best Speed **68.955** On **1** Gp **c**

Lap	Elapsed Time	Lap Time	Lap Speed
1	1:49.637	1:49.637	68.955
2	3:43.134	1:53.497	66.610
3	5:34.578	1:51.444	67.837
4	7:26.413	1:51.835	67.600
5	9:18.022	1:51.609	67.736

8 32 Joe PHILLIPS

Total Time **9:22.273** Avg Speed **67.227** Behind **41.628**
Best Time **1:48.982** Best Speed **69.369** On **5** Gp **b**

Lap	Elapsed Time	Lap Time	Lap Speed
1	1:59.126	1:59.126	63.462
2	3:52.615	1:53.489	66.614
3	5:42.556	1:49.941	68.764
4	7:33.291	1:50.735	68.271
5	9:22.273	1:48.982	69.369





LIGHTWEIGHT 125cc

Race 2 - Cookstown Town Centre Forum 125cc

Saturday, 25 April 2009

DETAILED RESULT

LIGHTWEIGHT 125cc

Race Classification

9 **7 Jeff SHAW**

Total Time **9:38.625** Avg Speed **65.327** Behind **57.980**
 Best Time **1:50.568** Best Speed **68.374** On **5** Gp **c**

Lap	Elapsed Time	Lap Time	Lap Speed
1	2:07.542	2:07.542	59.275
2	4:04.845	1:57.303	64.448
3	5:57.386	1:52.541	67.176
4	7:48.057	1:50.671	68.311
5	9:38.625	1:50.568	68.374

10 **17 Ciaran DONNELLY**

Total Time **9:41.386** Avg Speed **65.017** Behind **1:00.741**
 Best Time **1:49.174** Best Speed **69.247** On **5** Gp **c**

Lap	Elapsed Time	Lap Time	Lap Speed
1	2:05.442	2:05.442	60.267
2	4:01.986	1:56.544	64.868
3	5:58.856	1:56.870	64.687
4	7:52.212	1:53.356	66.693
5	9:41.386	1:49.174	69.247

11 **144 Craig GIBSON**

Total Time **9:41.582** Avg Speed **64.995** Behind **1:00.937**
 Best Time **1:51.305** Best Speed **67.921** On **5** Gp **c**

Lap	Elapsed Time	Lap Time	Lap Speed
1	2:08.979	2:08.979	58.614
2	4:05.010	1:56.031	65.155
3	5:58.687	1:53.677	66.504
4	7:50.277	1:51.590	67.748
5	9:41.582	1:51.305	67.921

12 **74 Jamie O BRIEN**

Total Time **9:43.340** Avg Speed **64.799** Behind **1:02.695**
 Best Time **1:49.998** Best Speed **68.729** On **5** Gp **c**

Lap	Elapsed Time	Lap Time	Lap Speed
1	2:08.870	2:08.870	58.664
2	4:06.307	1:57.437	64.375
3	6:01.416	1:55.109	65.677
4	7:53.342	1:51.926	67.545
5	9:43.340	1:49.998	68.729

LIGHTWEIGHT 125cc

Race Classification

13 **54 Adrian COLEMAN**

Total Time **9:44.362** Avg Speed **64.686** Behind **1:03.717**
 Best Time **1:50.101** Best Speed **68.664** On **5** Gp **c**

Lap	Elapsed Time	Lap Time	Lap Speed
1	2:08.023	2:08.023	59.052
2	4:05.398	1:57.375	64.409
3	6:01.216	1:55.818	65.275
4	7:54.261	1:53.045	66.876
5	9:44.362	1:50.101	68.664

14 **46 Gary JORDAN**

Total Time **9:44.473** Avg Speed **64.674** Behind **1:03.828**
 Best Time **1:49.943** Best Speed **68.763** On **5** Gp **c**

Lap	Elapsed Time	Lap Time	Lap Speed
1	2:05.836	2:05.836	60.078
2	4:04.236	1:58.400	63.851
3	6:00.519	1:56.283	65.014
4	7:54.530	1:54.011	66.309
5	9:44.473	1:49.943	68.763

15 **34 Sean LEONARD**

Total Time **9:56.892** Avg Speed **63.328** Behind **1:16.247**
 Best Time **1:53.937** Best Speed **66.352** On **5** Gp **c**

Lap	Elapsed Time	Lap Time	Lap Speed
1	2:10.163	2:10.163	58.081
2	4:08.871	1:58.708	63.686
3	6:06.342	1:57.471	64.356
4	8:02.955	1:56.613	64.830
5	9:56.892	1:53.937	66.352

Not Classified

DNF **130 Wayne KENNEDY**

Total Time **5:40.825** Avg Speed **66.544** Behind **2 Laps**
 Best Time **1:49.159** Best Speed **69.257** On **3** Gp **b**

Lap	Elapsed Time	Lap Time	Lap Speed
1	1:59.889	1:59.889	63.058
2	3:51.666	1:51.777	67.635
3	5:40.825	1:49.159	69.257

DNF **0 Darren GILPIN**

Total Time **1:58.482** Avg Speed **63.807** Behind **4 Laps**
 Best Time **1:58.482** Best Speed **63.807** On **1** Gp **b**

Lap	Elapsed Time	Lap Time	Lap Speed
1	1:58.482	1:58.482	63.807



THE ROYAL HOTEL & BRAESIDE COOKSTOWN 100

LIGHTWEIGHT 125cc

Race 2 - Cookstown Town Centre Forum 125cc

Saturday, 25 April 2009

DETAILED RESULT

LIGHTWEIGHT 125cc

Not Classified

DNF 60 Ronnie SCOTT

Total Time **2:20.879** Avg Speed **53.663** Behind **22.397**

Best Time **2:20.879** Best Speed **53.663** On 1 Gp c

Lap	Elapsed Time	Lap Time	Lap Speed
1	2:20.879	2:20.879	53.663



THE ROYAL HOTEL & BRAESIDE COOKSTOWN 100

LIGHTWEIGHT 125cc

Race 2 - Cookstown Town Centre Forum 125cc

LAP CHART



1

No	Name	G	Elapsed Time	Lap Time
14	Jack SANDS	c	1:49.637	1:49.637
3	Michael DUNLOP	a	1:50.078	1:50.078
1	Darren BURNS	a	1:50.310	1:50.310
88	Mark YOUNG	a	1:54.075	1:54.075
76	Andrew NEILL	a	1:54.178	1:54.178
10	Ivan LINTIN	a	1:57.510	1:57.510
0	Darren GILPIN	b	1:58.482	1:58.482
44	Barry DAVIDSON	b	1:58.757	1:58.757
32	Joe PHILLIPS	b	1:59.126	1:59.126
130	Wayne KENNEDY	b	1:59.889	1:59.889
17	Ciaran DONNELLY	c	2:05.442	2:05.442
46	Gary JORDAN	c	2:05.836	2:05.836
7	Jeff SHAW	c	2:07.542	2:07.542
54	Adrian COLEMAN	c	2:08.023	2:08.023
74	Jamie O BRIEN	c	2:08.870	2:08.870
144	Craig GIBSON	c	2:08.979	2:08.979
34	Sean LEONARD	c	2:10.163	2:10.163
60	Ronnie SCOTT	c	2:20.879	2:20.879

2

No	Name	G	Elapsed Time	Lap Time
3	Michael DUNLOP	a	3:33.829	1:43.751
1	Darren BURNS	a	3:34.797	1:44.487
88	Mark YOUNG	a	3:40.295	1:46.220
76	Andrew NEILL	a	3:41.043	1:46.865
14	Jack SANDS	c	3:43.134	1:53.497
10	Ivan LINTIN	a	3:47.028	1:49.518
130	Wayne KENNEDY	b	3:51.666	1:51.777
44	Barry DAVIDSON	b	3:52.030	1:53.273
32	Joe PHILLIPS	b	3:52.615	1:53.489
17	Ciaran DONNELLY	c	4:01.986	1:56.544
46	Gary JORDAN	c	4:04.236	1:58.400
7	Jeff SHAW	c	4:04.845	1:57.303
144	Craig GIBSON	c	4:05.010	1:56.031
54	Adrian COLEMAN	c	4:05.398	1:57.375
74	Jamie O BRIEN	c	4:06.307	1:57.437
34	Sean LEONARD	c	4:08.871	1:58.708

3

No	Name	G	Elapsed Time	Lap Time
3	Michael DUNLOP	a	5:16.663	1:42.834
1	Darren BURNS	a	5:17.791	1:42.994
88	Mark YOUNG	a	5:23.022	1:42.727
76	Andrew NEILL	a	5:27.134	1:46.091
10	Ivan LINTIN	a	5:33.700	1:46.672
14	Jack SANDS	c	5:34.578	1:51.444
44	Barry DAVIDSON	b	5:39.839	1:47.809
130	Wayne KENNEDY	b	5:40.825	1:49.159
32	Joe PHILLIPS	b	5:42.556	1:49.941
7	Jeff SHAW	c	5:57.386	1:52.541
144	Craig GIBSON	c	5:58.687	1:53.677
17	Ciaran DONNELLY	c	5:58.856	1:56.870
46	Gary JORDAN	c	6:00.519	1:56.283
54	Adrian COLEMAN	c	6:01.216	1:55.818
74	Jamie O BRIEN	c	6:01.416	1:55.109
34	Sean LEONARD	c	6:06.342	1:57.471

4

No	Name	G	Elapsed Time	Lap Time
3	Michael DUNLOP	a	6:58.081	1:41.418
1	Darren BURNS	a	7:01.838	1:44.047
88	Mark YOUNG	a	7:05.265	1:42.243
76	Andrew NEILL	a	7:13.687	1:46.553
10	Ivan LINTIN	a	7:19.492	1:45.792
44	Barry DAVIDSON	b	7:25.741	1:45.902
14	Jack SANDS	c	7:26.413	1:51.835
32	Joe PHILLIPS	b	7:33.291	1:50.735
7	Jeff SHAW	c	7:48.057	1:50.671
144	Craig GIBSON	c	7:50.277	1:51.590
17	Ciaran DONNELLY	c	7:52.212	1:53.356
74	Jamie O BRIEN	c	7:53.342	1:51.926
54	Adrian COLEMAN	c	7:54.261	1:53.045
46	Gary JORDAN	c	7:54.530	1:54.011
34	Sean LEONARD	c	8:02.955	1:56.613

5

No	Name	G	Elapsed Time	Lap Time
3	Michael DUNLOP	a	8:40.645	1:42.564
1	Darren BURNS	a	8:46.525	1:44.687
88	Mark YOUNG	a	8:47.531	1:42.266
76	Andrew NEILL	a	9:00.305	1:46.618
10	Ivan LINTIN	a	9:04.475	1:44.983
44	Barry DAVIDSON	b	9:11.766	1:46.025
14	Jack SANDS	c	9:18.022	1:51.609
32	Joe PHILLIPS	b	9:22.273	1:48.982
7	Jeff SHAW	c	9:38.625	1:50.568
17	Ciaran DONNELLY	c	9:41.386	1:49.174
144	Craig GIBSON	c	9:41.582	1:51.305
74	Jamie O BRIEN	c	9:43.340	1:49.998
54	Adrian COLEMAN	c	9:44.362	1:50.101
46	Gary JORDAN	c	9:44.473	1:49.943
34	Sean LEONARD	c	9:56.892	1:53.937

ROYAL HOTEL & BRAESIDE COOKSTOWN 100

LIGHTWEIGHT 125cc

Orritor 2.100 Miles

R2: Cookstown Town Centre Forum Race

25/04/2009 10:50

Race (8 Laps)

RACE 2 - 125cc

11	<u>11</u> A	<u>60</u> B	
10	<u>46</u> A	<u>14</u> B	<u>33</u> C
9	<u>144</u> A	<u>86</u> B	<u>17</u> C
8	<u>0</u> A		
7	<u>130</u> A	<u>44</u> B	<u>32</u> B
6	<u>10</u> A	<u>5</u> B	<u>76</u> C
4	<u>28</u> A		
3	<u>1</u> A	<u>77</u> B	<u>88</u> A
2	<u>3</u> A	<u>6</u> B	<u>30</u> C
1			



Provisional results subject to confirmation by the Stewards of the Meeting

Orbits 4

Promoted by Cookstown & District MCC

www.amb-it.com

MCUI (Ulster Centre) Timing

www.mylaps.com

Licensed to: MCUI

THE ROYAL HOTEL & BRAESIDE COOKSTOWN 100



LIGHTWEIGHT 125cc

Race 2 - Cookstown Town Centre Forum 125cc

Saturday, 25 April 2009

Pos	Class	No	Name	Machine / Sponsor	Gp	Laps	Total Time	Behind	Speed	-----Best Lap-----		
										Time	Speed	On
Race Classification												
1	125R	3	Michael DUNLOP	Honda - Marlow Construction	a	5	8:40.645		72.602	1:41.418	74.543	4
2	125R	1	Darren BURNS	Honda - Track Day Tools	a	5	8:46.525	5.880	71.791	1:42.994	73.402	3
3	125R	88	Mark YOUNG	Honda	a	5	8:47.531	6.886	71.655	1:42.243	73.941	4
4	125R	76	Andrew NEILL	Honda - Wray Brothers	a	5	9:00.305	19.660	69.960	1:46.091	71.260	3
5	125R	10	Ivan LINTIN	Honda - McKinstry Racing	a	5	9:04.475	23.830	69.425	1:44.983	72.012	5
6	125R	44	Barry DAVIDSON	Honda - Coleraine Motorcycles	b	5	9:11.766	31.121	68.507	1:45.902	71.387	4
7	125R	14	Jack SANDS	Honda	c	5	9:18.022	37.377	67.739	1:49.637	68.955	1
8	125R	32	Joe PHILLIPS	Honda	b	5	9:22.273	41.628	67.227	1:48.982	69.369	5
9	125R	7	Jeff SHAW	Honda - HM Sports Motorhomes	c	5	9:38.625	57.980	65.327	1:50.568	68.374	5
10	125R	17	Ciaran DONNELLY	Honda	c	5	9:41.386	1:00.741	65.017	1:49.174	69.247	5
11	125R	144	Craig GIBSON	Honda - Team Polaris Racing	c	5	9:41.582	1:00.937	64.995	1:51.305	67.921	5
12	125R	74	Jamie O BRIEN	Honda - Peter Simpson Construction	c	5	9:43.340	1:02.695	64.799	1:49.998	68.729	5
13	125R	54	Adrian COLEMAN	Honda - Browne	c	5	9:44.362	1:03.717	64.686	1:50.101	68.664	5
14	125R	46	Gary JORDAN	Honda	c	5	9:44.473	1:03.828	64.674	1:49.943	68.763	5
15	125R	34	Sean LEONARD	Honda - Evans Co.	c	5	9:56.892	1:16.247	63.328	1:53.937	66.352	5


Fastest Lap

125R	3	Michael DUNLOP	Honda - Marlow Construction	a						1:41.418	74.543	4
------	---	----------------	-----------------------------	---	--	--	--	--	--	----------	--------	---

Not Classified

DNF	125R	130	Wayne KENNEDY	Honda	b	3	5:40.825	2 Laps	66.544	1:49.159	69.257	3
DNF	125R	0	Darren GILPIN	Honda - Trevor Dixon Racing	b	1	1:58.482	4 Laps	63.807	1:58.482	63.807	1
DNF	125R	60	Ronnie SCOTT	Honda	c	1	2:20.879		53.663	2:20.879	53.663	1

These Results are provisional and are subject to ratification by the Stewards of the Meeting.


Track	Orritor	Signed		Organising Club	Cookstown & District MCC
Length(miles)	2.1000		Chief Timekeeper	Warmup Started	
Weather	Sunny			Race Started	16:43:43.378
Track	Dry	Issued At:	16:57:01	Gp Time Diff - b 10.2 / c 22.62	



MCUI
Ulster Centre
Timing
www.mcui-uc.org.uk



Powered by
e-Laps II
© 2008
Walter Marks



LIGHTWEIGHT 125cc

Race 2 - Cookstown Town Centre Forum 125cc

Saturday, 25 April 2009

DETAILED RESULT

LIGHTWEIGHT 125cc

Race Classification

1 3 Michael DUNLOP

Total Time **8:40.645** Avg Speed **72.602** Behind
Best Time **1:41.418** Best Speed **74.543** On 4 Gp a

Lap	Elapsed Time	Lap Time	Lap Speed
1	1:50.078	1:50.078	68.679
2	3:33.829	1:43.751	72.867
3	5:16.663	1:42.834	73.517
4	6:58.081	1:41.418	74.543
5	8:40.645	1:42.564	73.710

2 1 Darren BURNS

Total Time **8:46.525** Avg Speed **71.791** Behind **5.880**
Best Time **1:42.994** Best Speed **73.402** On 3 Gp a

Lap	Elapsed Time	Lap Time	Lap Speed
1	1:50.310	1:50.310	68.534
2	3:34.797	1:44.487	72.353
3	5:17.791	1:42.994	73.402
4	7:01.838	1:44.047	72.659
5	8:46.525	1:44.687	72.215

3 88 Mark YOUNG

Total Time **8:47.531** Avg Speed **71.655** Behind **6.886**
Best Time **1:42.243** Best Speed **73.941** On 4 Gp a

Lap	Elapsed Time	Lap Time	Lap Speed
1	1:54.075	1:54.075	66.272
2	3:40.295	1:46.220	71.173
3	5:23.022	1:42.727	73.593
4	7:05.265	1:42.243	73.941
5	8:47.531	1:42.266	73.925

4 76 Andrew NEILL

Total Time **9:00.305** Avg Speed **69.960** Behind **19.660**
Best Time **1:46.091** Best Speed **71.260** On 3 Gp a

Lap	Elapsed Time	Lap Time	Lap Speed
1	1:54.178	1:54.178	66.212
2	3:41.043	1:46.865	70.743
3	5:27.134	1:46.091	71.260
4	7:13.687	1:46.553	70.951
5	9:00.305	1:46.618	70.907

LIGHTWEIGHT 125cc

Race Classification

5 10 Ivan LINTIN

Total Time **9:04.475** Avg Speed **69.425** Behind **23.830**
Best Time **1:44.983** Best Speed **72.012** On 5 Gp a

Lap	Elapsed Time	Lap Time	Lap Speed
1	1:57.510	1:57.510	64.335
2	3:47.028	1:49.518	69.030
3	5:33.700	1:46.672	70.871
4	7:19.492	1:45.792	71.461
5	9:04.475	1:44.983	72.012

6 44 Barry DAVIDSON

Total Time **9:11.766** Avg Speed **68.507** Behind **31.121**
Best Time **1:45.902** Best Speed **71.387** On 4 Gp b

Lap	Elapsed Time	Lap Time	Lap Speed
1	1:58.757	1:58.757	63.659
2	3:52.030	1:53.273	66.741
3	5:39.839	1:47.809	70.124
4	7:25.741	1:45.902	71.387
5	9:11.766	1:46.025	71.304

7 14 Jack SANDS

Total Time **9:18.022** Avg Speed **67.739** Behind **37.377**
Best Time **1:49.637** Best Speed **68.955** On 1 Gp c

Lap	Elapsed Time	Lap Time	Lap Speed
1	1:49.637	1:49.637	68.955
2	3:43.134	1:53.497	66.610
3	5:34.578	1:51.444	67.837
4	7:26.413	1:51.835	67.600
5	9:18.022	1:51.609	67.736

8 32 Joe PHILLIPS

Total Time **9:22.273** Avg Speed **67.227** Behind **41.628**
Best Time **1:48.982** Best Speed **69.369** On 5 Gp b

Lap	Elapsed Time	Lap Time	Lap Speed
1	1:59.126	1:59.126	63.462
2	3:52.615	1:53.489	66.614
3	5:42.556	1:49.941	68.764
4	7:33.291	1:50.735	68.271
5	9:22.273	1:48.982	69.369





LIGHTWEIGHT 125cc

Race 2 - Cookstown Town Centre Forum 125cc

Saturday, 25 April 2009

DETAILED RESULT

LIGHTWEIGHT 125cc

Race Classification

9 **7 Jeff SHAW**

Total Time **9:38.625** Avg Speed **65.327** Behind **57.980**
 Best Time **1:50.568** Best Speed **68.374** On **5** Gp **c**

Lap	Elapsed Time	Lap Time	Lap Speed
1	2:07.542	2:07.542	59.275
2	4:04.845	1:57.303	64.448
3	5:57.386	1:52.541	67.176
4	7:48.057	1:50.671	68.311
5	9:38.625	1:50.568	68.374

10 **17 Ciaran DONNELLY**

Total Time **9:41.386** Avg Speed **65.017** Behind **1:00.741**
 Best Time **1:49.174** Best Speed **69.247** On **5** Gp **c**

Lap	Elapsed Time	Lap Time	Lap Speed
1	2:05.442	2:05.442	60.267
2	4:01.986	1:56.544	64.868
3	5:58.856	1:56.870	64.687
4	7:52.212	1:53.356	66.693
5	9:41.386	1:49.174	69.247

11 **144 Craig GIBSON**

Total Time **9:41.582** Avg Speed **64.995** Behind **1:00.937**
 Best Time **1:51.305** Best Speed **67.921** On **5** Gp **c**

Lap	Elapsed Time	Lap Time	Lap Speed
1	2:08.979	2:08.979	58.614
2	4:05.010	1:56.031	65.155
3	5:58.687	1:53.677	66.504
4	7:50.277	1:51.590	67.748
5	9:41.582	1:51.305	67.921

12 **74 Jamie O BRIEN**

Total Time **9:43.340** Avg Speed **64.799** Behind **1:02.695**
 Best Time **1:49.998** Best Speed **68.729** On **5** Gp **c**

Lap	Elapsed Time	Lap Time	Lap Speed
1	2:08.870	2:08.870	58.664
2	4:06.307	1:57.437	64.375
3	6:01.416	1:55.109	65.677
4	7:53.342	1:51.926	67.545
5	9:43.340	1:49.998	68.729

LIGHTWEIGHT 125cc

Race Classification

13 **54 Adrian COLEMAN**

Total Time **9:44.362** Avg Speed **64.686** Behind **1:03.717**
 Best Time **1:50.101** Best Speed **68.664** On **5** Gp **c**

Lap	Elapsed Time	Lap Time	Lap Speed
1	2:08.023	2:08.023	59.052
2	4:05.398	1:57.375	64.409
3	6:01.216	1:55.818	65.275
4	7:54.261	1:53.045	66.876
5	9:44.362	1:50.101	68.664

14 **46 Gary JORDAN**

Total Time **9:44.473** Avg Speed **64.674** Behind **1:03.828**
 Best Time **1:49.943** Best Speed **68.763** On **5** Gp **c**

Lap	Elapsed Time	Lap Time	Lap Speed
1	2:05.836	2:05.836	60.078
2	4:04.236	1:58.400	63.851
3	6:00.519	1:56.283	65.014
4	7:54.530	1:54.011	66.309
5	9:44.473	1:49.943	68.763

15 **34 Sean LEONARD**

Total Time **9:56.892** Avg Speed **63.328** Behind **1:16.247**
 Best Time **1:53.937** Best Speed **66.352** On **5** Gp **c**

Lap	Elapsed Time	Lap Time	Lap Speed
1	2:10.163	2:10.163	58.081
2	4:08.871	1:58.708	63.686
3	6:06.342	1:57.471	64.356
4	8:02.955	1:56.613	64.830
5	9:56.892	1:53.937	66.352

Not Classified

DNF **130 Wayne KENNEDY**

Total Time **5:40.825** Avg Speed **66.544** Behind **2 Laps**
 Best Time **1:49.159** Best Speed **69.257** On **3** Gp **b**

Lap	Elapsed Time	Lap Time	Lap Speed
1	1:59.889	1:59.889	63.058
2	3:51.666	1:51.777	67.635
3	5:40.825	1:49.159	69.257

DNF **0 Darren GILPIN**

Total Time **1:58.482** Avg Speed **63.807** Behind **4 Laps**
 Best Time **1:58.482** Best Speed **63.807** On **1** Gp **b**

Lap	Elapsed Time	Lap Time	Lap Speed
1	1:58.482	1:58.482	63.807

THE ROYAL HOTEL & BRAESIDE COOKSTOWN 100

LIGHTWEIGHT 125cc

Race 2 - Cookstown Town Centre Forum 125cc

Saturday, 25 April 2009

DETAILED RESULT

LIGHTWEIGHT 125cc

Not Classified

DNF 60 Ronnie SCOTT

Total Time **2:20.879** Avg Speed **53.663** Behind **22.397**

Best Time **2:20.879** Best Speed **53.663** On 1 Gp c

Lap	Elapsed Time	Lap Time	Lap Speed
1	2:20.879	2:20.879	53.663



THE ROYAL HOTEL & BRAESIDE COOKSTOWN 100

LIGHTWEIGHT 125cc

Race 2 - Cookstown Town Centre Forum 125cc

LAP CHART



1

No	Name	G	Elapsed Time	Lap Time
14	Jack SANDS	c	1:49.637	1:49.637
3	Michael DUNLOP	a	1:50.078	1:50.078
1	Darren BURNS	a	1:50.310	1:50.310
88	Mark YOUNG	a	1:54.075	1:54.075
76	Andrew NEILL	a	1:54.178	1:54.178
10	Ivan LINTIN	a	1:57.510	1:57.510
0	Darren GILPIN	b	1:58.482	1:58.482
44	Barry DAVIDSON	b	1:58.757	1:58.757
32	Joe PHILLIPS	b	1:59.126	1:59.126
130	Wayne KENNEDY	b	1:59.889	1:59.889
17	Ciaran DONNELLY	c	2:05.442	2:05.442
46	Gary JORDAN	c	2:05.836	2:05.836
7	Jeff SHAW	c	2:07.542	2:07.542
54	Adrian COLEMAN	c	2:08.023	2:08.023
74	Jamie O BRIEN	c	2:08.870	2:08.870
144	Craig GIBSON	c	2:08.979	2:08.979
34	Sean LEONARD	c	2:10.163	2:10.163
60	Ronnie SCOTT	c	2:20.879	2:20.879

2

No	Name	G	Elapsed Time	Lap Time
3	Michael DUNLOP	a	3:33.829	1:43.751
1	Darren BURNS	a	3:34.797	1:44.487
88	Mark YOUNG	a	3:40.295	1:46.220
76	Andrew NEILL	a	3:41.043	1:46.865
14	Jack SANDS	c	3:43.134	1:53.497
10	Ivan LINTIN	a	3:47.028	1:49.518
130	Wayne KENNEDY	b	3:51.666	1:51.777
44	Barry DAVIDSON	b	3:52.030	1:53.273
32	Joe PHILLIPS	b	3:52.615	1:53.489
17	Ciaran DONNELLY	c	4:01.986	1:56.544
46	Gary JORDAN	c	4:04.236	1:58.400
7	Jeff SHAW	c	4:04.845	1:57.303
144	Craig GIBSON	c	4:05.010	1:56.031
54	Adrian COLEMAN	c	4:05.398	1:57.375
74	Jamie O BRIEN	c	4:06.307	1:57.437
34	Sean LEONARD	c	4:08.871	1:58.708

3

No	Name	G	Elapsed Time	Lap Time
3	Michael DUNLOP	a	5:16.663	1:42.834
1	Darren BURNS	a	5:17.791	1:42.994
88	Mark YOUNG	a	5:23.022	1:42.727
76	Andrew NEILL	a	5:27.134	1:46.091
10	Ivan LINTIN	a	5:33.700	1:46.672
14	Jack SANDS	c	5:34.578	1:51.444
44	Barry DAVIDSON	b	5:39.839	1:47.809
130	Wayne KENNEDY	b	5:40.825	1:49.159
32	Joe PHILLIPS	b	5:42.556	1:49.941
7	Jeff SHAW	c	5:57.386	1:52.541
144	Craig GIBSON	c	5:58.687	1:53.677
17	Ciaran DONNELLY	c	5:58.856	1:56.870
46	Gary JORDAN	c	6:00.519	1:56.283
54	Adrian COLEMAN	c	6:01.216	1:55.818
74	Jamie O BRIEN	c	6:01.416	1:55.109
34	Sean LEONARD	c	6:06.342	1:57.471

4

No	Name	G	Elapsed Time	Lap Time
3	Michael DUNLOP	a	6:58.081	1:41.418
1	Darren BURNS	a	7:01.838	1:44.047
88	Mark YOUNG	a	7:05.265	1:42.243
76	Andrew NEILL	a	7:13.687	1:46.553
10	Ivan LINTIN	a	7:19.492	1:45.792
44	Barry DAVIDSON	b	7:25.741	1:45.902
14	Jack SANDS	c	7:26.413	1:51.835
32	Joe PHILLIPS	b	7:33.291	1:50.735
7	Jeff SHAW	c	7:48.057	1:50.671
144	Craig GIBSON	c	7:50.277	1:51.590
17	Ciaran DONNELLY	c	7:52.212	1:53.356
74	Jamie O BRIEN	c	7:53.342	1:51.926
54	Adrian COLEMAN	c	7:54.261	1:53.045
46	Gary JORDAN	c	7:54.530	1:54.011
34	Sean LEONARD	c	8:02.955	1:56.613

5

No	Name	G	Elapsed Time	Lap Time
3	Michael DUNLOP	a	8:40.645	1:42.564
1	Darren BURNS	a	8:46.525	1:44.687
88	Mark YOUNG	a	8:47.531	1:42.266
76	Andrew NEILL	a	9:00.305	1:46.618
10	Ivan LINTIN	a	9:04.475	1:44.983
44	Barry DAVIDSON	b	9:11.766	1:46.025
14	Jack SANDS	c	9:18.022	1:51.609
32	Joe PHILLIPS	b	9:22.273	1:48.982
7	Jeff SHAW	c	9:38.625	1:50.568
17	Ciaran DONNELLY	c	9:41.386	1:49.174
144	Craig GIBSON	c	9:41.582	1:51.305
74	Jamie O BRIEN	c	9:43.340	1:49.998
54	Adrian COLEMAN	c	9:44.362	1:50.101
46	Gary JORDAN	c	9:44.473	1:49.943
34	Sean LEONARD	c	9:56.892	1:53.937