




Royal Hotel
& BRAESIDE

COOKSTOWN 100


Friday 25th & Saturday 26th April 2008

promoted by Cookstown & District MCC
www.cookstown100.com

LAWSON MARTIN / CLIVE RICHARDSON
& WAREHOUSE DIRECT
SUPERSPORT 600 CLASS



Department of
**Agriculture and
Rural Development**
www.dardni.gov.uk

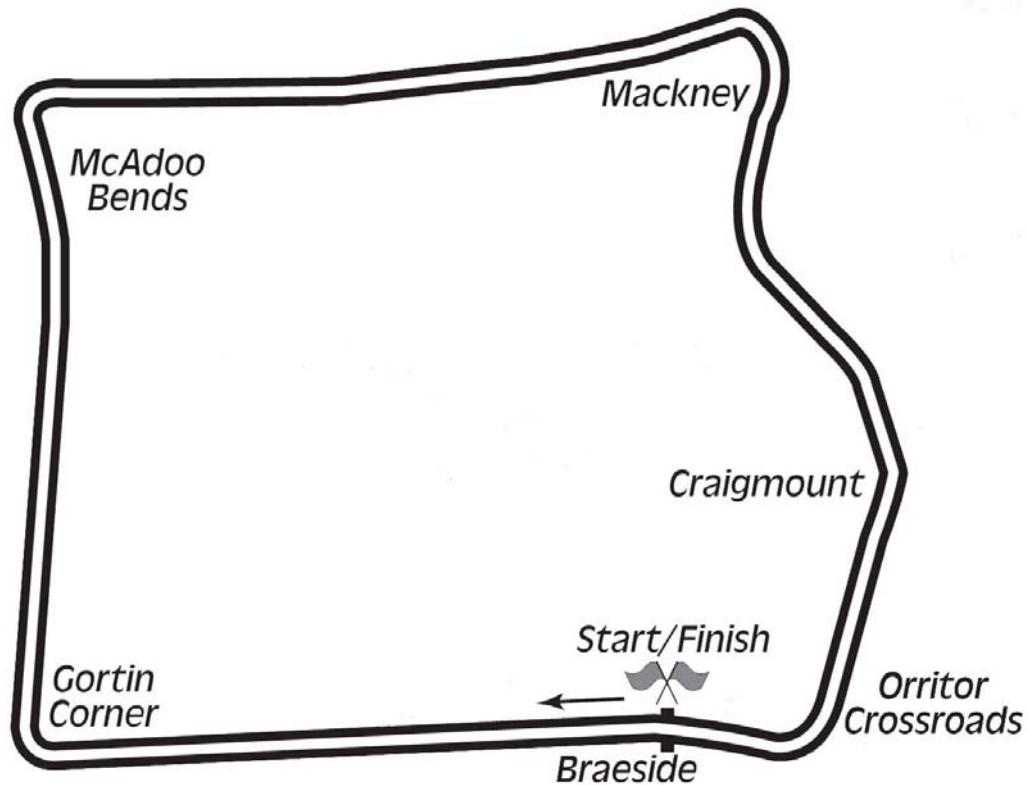


2&4
WHEEL MOTORSPORT
STEERING GROUP LTD.



Orritor Circuit

2.1 miles



LAP RECORDS

Class	Rider	Machine	m	s	mph	Year
125cc	Darran Lindsay	Honda	1	34.778	79.765	2005
250cc	Davy Morgan	Honda	1	32.262	81.941	2006
Supersport 600	Cameron Donald (AUS)	Honda	1	27.250	86.648	2007
Open 1000cc	Cameron Donald (AUS)	Honda	1	25.292	88.637	2007
Senior Support	Gary Robinson	Yamaha 600	1	29.956	84.041	2007
Junior Support	Michael Dunlop	Yamaha 250	1	36.181	78.602	2006
Classic 1000cc	Wattie Brown	Norton 920	1	40.273	75.394	2006
Classic 500cc	Colin Rodgers	Honda	1	42.787	73.550	2004
Classic 350cc	Paul Coward	Honda	1	43.421	73.099	2004
Classic 250cc	Geoff McMullan	Suzuki	1	47.294	70.461	2006

THE ROYAL HOTEL & BRAESIDE COOKSTOWN

SUPERSPORT 600


Group A Qualifying

Friday, 25 April 2008



Pos	Class	No	Name	Machine / Sponsor	----- Best Lap -----			On	Laps
					Time	Behind	Speed		
Qualifying Classification									
1	600R	45	Martin FINNEGAN	Yamaha - JMF Team Millsport Racing	1:36.529		78.318	2	5
2	600R	65	Michael SWEENEY	Yamaha	1:38.204	1.675	76.983	2	5
3	600R	13	Adrian ARCHIBALD	Suzuki - AMA Racing	1:38.464	1.935	76.779	3	5
4	600R	4	Barry DAVIDSON	Honda - Maine Road Racing	1:38.914	2.385	76.430	3	5
5	600R	70	Victor GILMORE	Yamaha - T Lindsay	1:39.035	2.506	76.337	5	5
6	600R	61	John WALSH	Yamaha - Diamond Edge Racing	1:39.053	2.524	76.323	3	5
7	600R	22	Stephen McLVENNA	Yamaha	1:39.602	3.073	75.902	3	5
8	600R	9	Wayne KIRWAN	Yamaha - JD's Motorcycles	1:39.883	3.354	75.689	5	5
9	600R	82	Derek SHEILS	Triumph 675 - Absol Engineering	1:41.286	4.757	74.640	2	5
10	600R	26	Dennis BOOTH	Yamaha	1:43.362	6.833	73.141	5	5
11	600R	12	Stuart BAINBOROUGH	Honda	1:44.016	7.487	72.681	5	5
12	600R	60	George SCOTT	Honda	1:44.998	8.469	72.001	2	5
13	600R	37	Adrian TEASDALE	Suzuki	1:45.239	8.710	71.836	2	5
14	600R	177	Ian HOLMES	Suzuki	2:35.477	58.948	48.625	1	2

These Results are provisional and are subject to ratification by the Stewards of the Meeting.

Track	Orritor	Signed		Organising Club	Cookstown & District MCC
Length(miles)	2.1000		Chief Timekeeper	Qualifying Started	17:06:47.872
Weather	Cloudy	Issued At:	17:17:34		
Track	Damp				





SUPERSPORT 600

Group A Qualifying

Friday, 25 April 2008

DETAILED RESULT

Qualifying Classification

Position

1 45 Martin FINNEGAN

Behind

Best Time **1:36.529** Best Speed **78.318** On **2** Gp **a**

Lap	Elapsed Time	Lap Time	Lap Speed
1	2:12.666	2:12.666	56.985
2	3:49.195	1:36.529	78.318
3	5:27.189	1:37.994	77.148
4	7:06.287	1:39.098	76.288
5	8:46.032	1:39.745	75.793

2 65 Michael SWEENEY

Behind **1.675**

Best Time **1:38.204** Best Speed **76.983** On **2** Gp **a**

Lap	Elapsed Time	Lap Time	Lap Speed
1	2:14.755	2:14.755	56.102
2	3:52.959	1:38.204	76.983
3	5:31.959	1:39.000	76.364
4	7:14.121	1:42.162	74.000
5	8:54.352	1:40.231	75.426

3 13 Adrian ARCHIBALD

Behind **1.935**

Best Time **1:38.464** Best Speed **76.779** On **3** Gp **a**

Lap	Elapsed Time	Lap Time	Lap Speed
1	2:06.013	2:06.013	59.994
2	3:45.606	1:39.593	75.909
3	5:24.070	1:38.464	76.779
4	7:03.876	1:39.806	75.747
5	8:52.345	1:48.469	69.697

4 4 Barry DAVIDSON

Behind **2.385**

Best Time **1:38.914** Best Speed **76.430** On **3** Gp **a**

Lap	Elapsed Time	Lap Time	Lap Speed
1	2:11.971	2:11.971	57.285
2	3:52.532	1:40.561	75.178
3	5:31.446	1:38.914	76.430
4	7:13.884	1:42.438	73.801
5	8:57.830	1:43.946	72.730

Qualifying Classification

Position

5 70 Victor GILMORE

Behind **2.506**

Best Time **1:39.035** Best Speed **76.337** On **5** Gp **a**

Lap	Elapsed Time	Lap Time	Lap Speed
1	2:30.740	2:30.740	50.153
2	4:10.147	1:39.407	76.051
3	5:50.762	1:40.615	75.138
4	7:32.371	1:41.609	74.403
5	9:11.406	1:39.035	76.337

6 61 John WALSH

Behind **2.524**

Best Time **1:39.053** Best Speed **76.323** On **3** Gp **a**

Lap	Elapsed Time	Lap Time	Lap Speed
1	2:05.895	2:05.895	60.050
2	3:46.285	1:40.390	75.306
3	5:25.338	1:39.053	76.323
4	7:05.388	1:40.050	75.562
5	8:45.840	1:40.452	75.260

7 22 Stephen McILVENNA

Behind **3.073**

Best Time **1:39.602** Best Speed **75.902** On **3** Gp **a**

Lap	Elapsed Time	Lap Time	Lap Speed
1	2:07.202	2:07.202	59.433
2	3:47.229	1:40.027	75.580
3	5:26.831	1:39.602	75.902
4	7:07.975	1:41.144	74.745
5	8:49.108	1:41.133	74.753

8 9 Wayne KIRWAN

Behind **3.354**

Best Time **1:39.883** Best Speed **75.689** On **5** Gp **a**

Lap	Elapsed Time	Lap Time	Lap Speed
1	2:30.124	2:30.124	50.358
2	4:11.834	1:41.710	74.329
3	5:52.214	1:40.380	75.314
4	7:33.996	1:41.782	74.276
5	9:13.879	1:39.883	75.689





SUPERSPORT 600

Group A Qualifying

Friday, 25 April 2008

DETAILED RESULT

Qualifying Classification

Position

9 82 Derek SHEILS

Behind **4.757**

Best Time **1:41.286** Best Speed **74.640** On **2** Gp **a**

Lap	Elapsed Time	Lap Time	Lap Speed
1	2:24.324	2:24.324	52.382
2	4:05.610	1:41.286	74.640
3	5:51.083	1:45.473	71.677
4	7:39.322	1:48.239	69.845
5	9:22.704	1:43.382	73.127

Qualifying Classification

Position

13 37 Adrian TEASDALE

Behind **8.710**

Best Time **1:45.239** Best Speed **71.836** On **2** Gp **a**

Lap	Elapsed Time	Lap Time	Lap Speed
1	2:23.472	2:23.472	52.693
2	4:08.711	1:45.239	71.836
3	5:55.996	1:47.285	70.467
4	7:45.137	1:49.141	69.268
5	9:32.066	1:46.929	70.701

10 26 Dennis BOOTH

Behind **6.833**

Best Time **1:43.362** Best Speed **73.141** On **5** Gp **a**

Lap	Elapsed Time	Lap Time	Lap Speed
1	2:27.666	2:27.666	51.197
2	4:11.263	1:43.597	72.975
3	5:55.912	1:44.649	72.241
4	7:39.660	1:43.748	72.869
5	9:23.022	1:43.362	73.141

14 177 Ian HOLMES

Behind **58.948**

Best Time **2:35.477** Best Speed **48.625** On **1** Gp **a**

Lap	Elapsed Time	Lap Time	Lap Speed
1	2:35.477	2:35.477	48.625
2	6:58.681	4:23.204	28.723

11 12 Stuart BAINBOROUGH

Behind **7.487**

Best Time **1:44.016** Best Speed **72.681** On **5** Gp **a**

Lap	Elapsed Time	Lap Time	Lap Speed
1	2:27.517	2:27.517	51.248
2	4:16.124	1:48.607	69.609
3	6:00.741	1:44.617	72.264
4	7:45.646	1:44.905	72.065
5	9:29.662	1:44.016	72.681

12 60 George SCOTT

Behind **8.469**

Best Time **1:44.998** Best Speed **72.001** On **2** Gp **a**

Lap	Elapsed Time	Lap Time	Lap Speed
1	2:32.811	2:32.811	49.473
2	4:17.809	1:44.998	72.001
3	6:03.932	1:46.123	71.238
4	7:51.555	1:47.623	70.245
5	9:37.163	1:45.608	71.585



THE ROYAL HOTEL & BRAESIDE COOKSTOWN

SUPERSPORT 600


Group B Qualifying

Friday, 25 April 2008



Pos	Class	No	Name	Machine / Sponsor	Best Lap			On	Laps
					Time	Behind	Speed		
Qualifying Classification									
1	600R	24	Keith AMOR	Honda - Wilson Craig	1:32.550		81.686	4	6
2	600R	6	William DUNLOP	Yamaha - Abbey Construction	1:33.782	1.232	80.612	4	5
3	600R	23	Andrew BRADY	Honda - T7 Murray Racing	1:34.955	2.405	79.617	5	5
4	600R	35	Trevor FERGUSON	Triumph 675	1:35.540	2.990	79.129	4	5
5	600R	30	Wayne KENNEDY	Yamaha - GB Racing/Doons Stores	1:37.421	4.871	77.601	5	5
6	600R	93	Paul CRANSTON	Honda - P & J	1:37.525	4.975	77.519	4	5
7	600R	27	James McCANN	Suzuki - N.J.T. Millsport	1:38.193	5.643	76.991	5	5
8	600R	5	Paul LENNON	Kawasaki	1:39.394	6.844	76.061	5	5
9	600R	71	Davy MORGAN	Yamaha - CSC Branson Racing	1:39.746	7.196	75.793	3	5
10	600R	76	Andrew NEILL	Yamaha - Moira MRC	1:40.118	7.568	75.511	5	5
11	600R	52	Andrew BROWN	Triumph 675 - Freeway Lift Services	1:40.300	7.750	75.374	5	5
12	600R	14	Carl RENNIE	Suzuki - PRF Racing	1:40.665	8.115	75.101	3	5
13	600R	161	Robert GORDON	Honda	1:41.127	8.577	74.757	3	5
14	600R	31	Eric WILSON	Yamaha	1:41.556	9.006	74.442	3	5
15	600R	2	Emlyn HUGHES	Yamaha	1:42.213	9.663	73.963	3	5
16	600R	66	Mark BUCKLEY	Triumph 675 - www.triumphmotorsports.co.uk	1:42.777	10.227	73.557	3	5
17	600R	73	Derek COSTELLO	Yamaha	1:45.080	12.530	71.945	4	4
18	600R	113	Carolynn SELLS	- Martin Bullock Race Team	1:45.860	13.310	71.415	5	5
19	600R	44	Craig GIBSON	Suzuki - Polaris Racing	2:14.091	41.541	56.380	1	1

These Results are provisional and are subject to ratification by the Stewards of the Meeting.

Track	Orritor	Signed		Organising Club	Cookstown & District MCC
Length(miles)	2.1000		Chief Timekeeper	Qualifying Started	17:21:17.814
Weather	Cloudy	Issued At:	17:31:35		
Track	Damp				





SUPERSPORT 600

Group B Qualifying

Friday, 25 April 2008

DETAILED RESULT

Qualifying Classification

Position

1 24 Keith AMOR

Behind

Best Time **1:32.550** Best Speed **81.686** On **4** Gp **a**

Lap	Elapsed Time	Lap Time	Lap Speed
1	2:00.325	2:00.325	62.830
2	3:34.523	1:34.198	80.256
3	5:08.117	1:33.594	80.774
4	6:40.667	1:32.550	81.686
5	8:13.559	1:32.892	81.385
6	9:47.450	1:33.891	80.519

2 6 William DUNLOP

Behind **1.232**

Best Time **1:33.782** Best Speed **80.612** On **4** Gp **a**

Lap	Elapsed Time	Lap Time	Lap Speed
1	2:32.802	2:32.802	49.476
2	4:12.165	1:39.363	76.085
3	5:46.145	1:33.980	80.443
4	7:19.927	1:33.782	80.612
5	8:59.254	1:39.327	76.112

3 23 Andrew BRADY

Behind **2.405**

Best Time **1:34.955** Best Speed **79.617** On **5** Gp **a**

Lap	Elapsed Time	Lap Time	Lap Speed
1	2:05.336	2:05.336	60.318
2	3:43.520	1:38.184	76.998
3	5:22.987	1:39.467	76.005
4	6:58.705	1:35.718	78.982
5	8:33.660	1:34.955	79.617

4 35 Trevor FERGUSON

Behind **2.990**

Best Time **1:35.540** Best Speed **79.129** On **4** Gp **a**

Lap	Elapsed Time	Lap Time	Lap Speed
1	2:32.968	2:32.968	49.422
2	4:13.541	1:40.573	75.169
3	5:50.628	1:37.087	77.868
4	7:26.168	1:35.540	79.129
5	9:02.814	1:36.646	78.224

Qualifying Classification

Position

5 30 Wayne KENNEDY

Behind **4.871**

Best Time **1:37.421** Best Speed **77.601** On **5** Gp **a**

Lap	Elapsed Time	Lap Time	Lap Speed
1	2:13.727	2:13.727	56.533
2	3:52.703	1:38.976	76.382
3	5:30.528	1:37.825	77.281
4	7:08.954	1:38.426	76.809
5	8:46.375	1:37.421	77.601

6 93 Paul CRANSTON

Behind **4.975**

Best Time **1:37.525** Best Speed **77.519** On **4** Gp **a**

Lap	Elapsed Time	Lap Time	Lap Speed
1	2:25.977	2:25.977	51.789
2	4:04.105	1:38.128	77.042
3	5:42.067	1:37.962	77.173
4	7:19.592	1:37.525	77.519
5	9:02.384	1:42.792	73.547

7 27 James McCANN

Behind **5.643**

Best Time **1:38.193** Best Speed **76.991** On **5** Gp **a**

Lap	Elapsed Time	Lap Time	Lap Speed
1	2:14.286	2:14.286	56.298
2	3:54.789	1:40.503	75.222
3	5:34.906	1:40.117	75.512
4	7:15.744	1:40.838	74.972
5	8:53.937	1:38.193	76.991

8 5 Paul LENNON

Behind **6.844**

Best Time **1:39.394** Best Speed **76.061** On **5** Gp **a**

Lap	Elapsed Time	Lap Time	Lap Speed
1	2:41.891	2:41.891	46.698
2	4:25.311	1:43.420	73.100
3	6:05.457	1:40.146	75.490
4	7:45.182	1:39.725	75.808
5	9:24.576	1:39.394	76.061



SUPERSPORT 600

Group B Qualifying

Friday, 25 April 2008

DETAILED RESULT

Qualifying Classification

Position

9 71 Davy MORGAN

Behind 7.196

Best Time 1:39.746 Best Speed 75.793 On 3 Gp a

Lap	Elapsed Time	Lap Time	Lap Speed
1	2:42.953	2:42.953	46.394
2	4:27.100	1:44.147	72.590
3	6:06.846	1:39.746	75.793
4	7:47.084	1:40.238	75.420
5	9:28.566	1:41.482	74.496

10 76 Andrew NEILL

Behind 7.568

Best Time 1:40.118 Best Speed 75.511 On 5 Gp a

Lap	Elapsed Time	Lap Time	Lap Speed
1	2:28.170	2:28.170	51.022
2	4:13.861	1:45.691	71.529
3	5:56.175	1:42.314	73.890
4	7:39.532	1:43.357	73.145
5	9:19.650	1:40.118	75.511

11 52 Andrew BROWN

Behind 7.750

Best Time 1:40.300 Best Speed 75.374 On 5 Gp a

Lap	Elapsed Time	Lap Time	Lap Speed
1	2:17.583	2:17.583	54.949
2	4:02.075	1:44.492	72.350
3	5:43.984	1:41.909	74.184
4	7:25.200	1:41.216	74.692
5	9:05.500	1:40.300	75.374

12 14 Carl RENNIE

Behind 8.115

Best Time 1:40.665 Best Speed 75.101 On 3 Gp a

Lap	Elapsed Time	Lap Time	Lap Speed
1	2:34.295	2:34.295	48.997
2	4:17.507	1:43.212	73.247
3	5:58.172	1:40.665	75.101
4	7:40.044	1:41.872	74.211
5	9:22.430	1:42.386	73.838

Qualifying Classification

Position

13 161 Robert GORDON

Behind 8.577

Best Time 1:41.127 Best Speed 74.757 On 3 Gp a

Lap	Elapsed Time	Lap Time	Lap Speed
1	2:13.339	2:13.339	56.698
2	3:56.297	1:42.958	73.428
3	5:37.424	1:41.127	74.757
4	7:18.925	1:41.501	74.482
5	9:02.161	1:43.236	73.230

14 31 Eric WILSON

Behind 9.006

Best Time 1:41.556 Best Speed 74.442 On 3 Gp a

Lap	Elapsed Time	Lap Time	Lap Speed
1	2:32.309	2:32.309	49.636
2	4:16.357	1:44.048	72.659
3	5:57.913	1:41.556	74.442
4	7:40.360	1:42.447	73.794
5	9:23.840	1:43.480	73.058

15 2 Emlyn HUGHES

Behind 9.663

Best Time 1:42.213 Best Speed 73.963 On 3 Gp a

Lap	Elapsed Time	Lap Time	Lap Speed
1	2:28.643	2:28.643	50.860
2	4:14.264	1:45.621	71.577
3	5:56.477	1:42.213	73.963
4	7:39.917	1:43.440	73.086
5	9:23.660	1:43.743	72.872

16 66 Mark BUCKLEY

Behind 10.227

Best Time 1:42.777 Best Speed 73.557 On 3 Gp a

Lap	Elapsed Time	Lap Time	Lap Speed
1	2:29.146	2:29.146	50.689
2	4:12.752	1:43.606	72.969
3	5:55.529	1:42.777	73.557
4	7:39.377	1:43.848	72.799
5	9:23.072	1:43.695	72.906





SUPERSPORT 600

Group B Qualifying

Friday, 25 April 2008

DETAILED RESULT

Qualifying Classification

Position

17 73 Derek COSTELLO

Behind **12.530**

Best Time **1:45.080** Best Speed **71.945** On **4** Gp **a**

Lap	Elapsed Time	Lap Time	Lap Speed
1	3:35.805	3:35.805	35.032
2	5:28.727	1:52.922	66.949
3	7:16.687	1:47.960	70.026
4	9:01.767	1:45.080	71.945

18 113 Carolynn SELLS

Behind **13.310**

Best Time **1:45.860** Best Speed **71.415** On **5** Gp **a**

Lap	Elapsed Time	Lap Time	Lap Speed
1	2:41.669	2:41.669	46.762
2	4:33.529	1:51.860	67.584
3	6:23.714	1:50.185	68.612
4	8:10.100	1:46.386	71.062
5	9:55.960	1:45.860	71.415

19 44 Craig GIBSON

Behind **41.541**

Best Time **2:14.091** Best Speed **56.380** On **1** Gp **a**

Lap	Elapsed Time	Lap Time	Lap Speed
1	2:14.091	2:14.091	56.380



THE ROYAL HOTEL & BRAESIDE COOKSTOWN 1

SUPERSPORT 600

Group C Qualifying


Friday, 25 April 2008



Pos	Class	No	Name	Machine / Sponsor	----- Time	Best Lap Behind	----- Speed	On	Total Laps
1	600R	77	Ryan FARQUHAR	Kawasaki - McAdoo Kawasaki Racing	1:30.069		83.936	5	5
2	600R	69	Gary JOHNSON	Honda - Robinson Concrete/Uel Duncan	1:31.994	1.925	82.179	5	5
3	600R	3	Michael DUNLOP	Yamaha - Street Sweep/Marlow	1:32.131	2.062	82.057	5	5
4	600R	16	John BURROWS	Honda - HM Sports Motorhomes	1:32.213	2.144	81.984	4	5
5	600R	39	James REDPATH	Kawasaki	1:33.355	3.286	80.981	5	5
6	600R	7	Adrian McFARLAND	Yamaha - Team Hardship Racing	1:33.516	3.447	80.842	4	5
7	600R	11	Rob FROST	Yamaha - CD Racing	1:34.676	4.607	79.851	5	5
8	600R	72	Kevin FITZPATRICK	Triumph 675 - Investasure	1:35.247	5.178	79.373	4	5
9	600R	64	Stephen McKNIGHT	Kawasaki - Anglo Irish Racing	1:35.280	5.211	79.345	4	5
10	600R	99	Andrew COURTNEY	Kawasaki - Team Hardship Racing	1:35.788	5.719	78.924	5	5
11	600R	151	Darwyn YOUNG	Honda - Home Clean	1:35.898	5.829	78.834	5	5
12	600R	49	William COWDEN	Honda - Warley Carriers	1:36.065	5.996	78.697	4	5
13	600R	34	Dwyer AGNEW	Suzuki	1:36.075	6.006	78.689	4	5
14	600R	28	Paul GARTLAND	Yamaha	1:36.642	6.573	78.227	5	5
15	600R	88	Mark YOUNG	Yamaha - Wray Brothers	1:37.544	7.475	77.503	5	5
16	600R	51	Mark MORGAN	Suzuki - Sam McKeown	1:38.600	8.531	76.673	4	5
17	600R	50	James BRESLIN	Kawasaki	1:38.735	8.666	76.569	3	5
18	600R	115	Roger MAHER	Yamaha - Back Racing/Specials Ireland	1:40.119	10.050	75.510	4	5
19	600R	80	Phill ARCHER	Triumph 675	1:40.746	10.677	75.040	5	5
20	600R	92	Keith STEWART	Kawasaki - VRS Racing	1:44.906	14.837	72.065	3	4
21	600R	177	Ian HOLMES	Suzuki	1:46.643	16.574	70.891	3	5

Qualifying Classification

These Results are provisional and are subject to ratification by the Stewards of the Meeting.

Track	Orritor	Signed		Organising Club	Cookstown & District MCC
Length(miles)	2.1000		Chief Timekeeper	Qualifying Started	17:36:21.000
Weather	Cloudy	Issued At:	17:47:00		
Track	Damp				





SUPERSPORT 600

Group C Qualifying

Friday, 25 April 2008

DETAILED RESULT

Qualifying Classification

Position

1 77 Ryan FARQUHAR

Behind

Best Time **1:30.069** Best Speed **83.936** On **5** Gp **a**

Lap	Elapsed Time	Lap Time	Lap Speed
1	2:13.232	2:13.232	56.743
2	3:46.039	1:32.807	81.459
3	5:16.681	1:30.642	83.405
4	6:46.873	1:30.192	83.821
5	8:16.942	1:30.069	83.936

2 69 Gary JOHNSON

Behind **1.925**

Best Time **1:31.994** Best Speed **82.179** On **5** Gp **a**

Lap	Elapsed Time	Lap Time	Lap Speed
1	2:51.266	2:51.266	44.142
2	4:30.651	1:39.385	76.068
3	6:05.588	1:34.937	79.632
4	7:38.334	1:32.746	81.513
5	9:10.328	1:31.994	82.179

3 3 Michael DUNLOP

Behind **2.062**

Best Time **1:32.131** Best Speed **82.057** On **5** Gp **a**

Lap	Elapsed Time	Lap Time	Lap Speed
1	2:18.326	2:18.326	54.653
2	3:53.787	1:35.461	79.195
3	5:27.218	1:33.431	80.915
4	7:01.988	1:34.770	79.772
5	8:34.119	1:32.131	82.057

4 16 John BURROWS

Behind **2.144**

Best Time **1:32.213** Best Speed **81.984** On **4** Gp **a**

Lap	Elapsed Time	Lap Time	Lap Speed
1	2:14.230	2:14.230	56.321
2	3:48.517	1:34.287	80.181
3	5:21.765	1:33.248	81.074
4	6:53.978	1:32.213	81.984
5	8:26.822	1:32.844	81.427

Qualifying Classification

Position

5 39 James REDPATH

Behind **3.286**

Best Time **1:33.355** Best Speed **80.981** On **5** Gp **a**

Lap	Elapsed Time	Lap Time	Lap Speed
1	2:17.190	2:17.190	55.106
2	3:54.776	1:37.586	77.470
3	5:29.473	1:34.697	79.834
4	7:04.076	1:34.603	79.913
5	8:37.431	1:33.355	80.981

6 7 Adrian McFARLAND

Behind **3.447**

Best Time **1:33.516** Best Speed **80.842** On **4** Gp **a**

Lap	Elapsed Time	Lap Time	Lap Speed
1	2:15.912	2:15.912	55.624
2	3:51.464	1:35.552	79.119
3	5:25.855	1:34.391	80.092
4	6:59.371	1:33.516	80.842
5	8:33.770	1:34.399	80.086

7 11 Rob FROST

Behind **4.607**

Best Time **1:34.676** Best Speed **79.851** On **5** Gp **a**

Lap	Elapsed Time	Lap Time	Lap Speed
1	2:43.572	2:43.572	46.218
2	4:24.302	1:40.730	75.052
3	6:03.204	1:38.902	76.439
4	7:39.823	1:36.619	78.245
5	9:14.499	1:34.676	79.851

8 72 Kevin FITZPATRICK

Behind **5.178**

Best Time **1:35.247** Best Speed **79.373** On **4** Gp **a**

Lap	Elapsed Time	Lap Time	Lap Speed
1	2:31.225	2:31.225	49.992
2	4:13.635	1:42.410	73.821
3	5:51.590	1:37.955	77.178
4	7:26.837	1:35.247	79.373
5	9:03.961	1:37.124	77.839





SUPERSPORT 600

Group C Qualifying

Friday, 25 April 2008

DETAILED RESULT

Qualifying Classification

Position

9 **64 Stephen McKNIGHT**

Behind **5.211**

Best Time **1:35.280** Best Speed **79.345** On **4** Gp **a**

Lap	Elapsed Time	Lap Time	Lap Speed
1	2:36.525	2:36.525	48.299
2	4:15.045	1:38.520	76.736
3	5:51.864	1:36.819	78.084
4	7:27.144	1:35.280	79.345
5	9:05.171	1:38.027	77.122

10 **99 Andrew COURTNEY**

Behind **5.719**

Best Time **1:35.788** Best Speed **78.924** On **5** Gp **a**

Lap	Elapsed Time	Lap Time	Lap Speed
1	2:18.790	2:18.790	54.471
2	3:58.975	1:40.185	75.460
3	5:37.331	1:38.356	76.864
4	7:13.578	1:36.247	78.548
5	8:49.366	1:35.788	78.924

11 **151 Darwyn YOUNG**

Behind **5.829**

Best Time **1:35.898** Best Speed **78.834** On **5** Gp **a**

Lap	Elapsed Time	Lap Time	Lap Speed
1	2:33.205	2:33.205	49.346
2	4:14.342	1:41.137	74.750
3	5:52.428	1:38.086	77.075
4	7:29.852	1:37.424	77.599
5	9:05.750	1:35.898	78.834

12 **49 William COWDEN**

Behind **5.996**

Best Time **1:36.065** Best Speed **78.697** On **4** Gp **a**

Lap	Elapsed Time	Lap Time	Lap Speed
1	2:21.753	2:21.753	53.332
2	4:01.555	1:39.802	75.750
3	5:39.708	1:38.153	77.023
4	7:15.773	1:36.065	78.697
5	8:52.501	1:36.728	78.157

Qualifying Classification

Position

13 **34 Dwyer AGNEW**

Behind **6.006**

Best Time **1:36.075** Best Speed **78.689** On **4** Gp **a**

Lap	Elapsed Time	Lap Time	Lap Speed
1	2:23.081	2:23.081	52.837
2	4:01.682	1:38.601	76.673
3	5:39.914	1:38.232	76.961
4	7:15.989	1:36.075	78.689
5	8:52.734	1:36.745	78.144

14 **28 Paul GARTLAND**

Behind **6.573**

Best Time **1:36.642** Best Speed **78.227** On **5** Gp **a**

Lap	Elapsed Time	Lap Time	Lap Speed
1	2:18.938	2:18.938	54.413
2	4:01.064	1:42.126	74.026
3	5:39.288	1:38.224	76.967
4	7:17.998	1:38.710	76.588
5	8:54.640	1:36.642	78.227

15 **88 Mark YOUNG**

Behind **7.475**

Best Time **1:37.544** Best Speed **77.503** On **5** Gp **a**

Lap	Elapsed Time	Lap Time	Lap Speed
1	2:32.266	2:32.266	49.650
2	4:14.938	1:42.672	73.633
3	5:53.724	1:38.786	76.529
4	7:31.431	1:37.707	77.374
5	9:08.975	1:37.544	77.503

16 **51 Mark MORGAN**

Behind **8.531**

Best Time **1:38.600** Best Speed **76.673** On **4** Gp **a**

Lap	Elapsed Time	Lap Time	Lap Speed
1	2:23.601	2:23.601	52.646
2	4:03.470	1:39.869	75.699
3	5:43.066	1:39.596	75.907
4	7:21.666	1:38.600	76.673
5	9:00.613	1:38.947	76.405





SUPERSPORT 600

Group C Qualifying

Friday, 25 April 2008

DETAILED RESULT

Qualifying Classification

Position

17 50 James BRESLIN

Behind 8.666

Best Time 1:38.735 Best Speed 76.569 On 3 Gp a

Lap	Elapsed Time	Lap Time	Lap Speed
1	2:06.562	2:06.562	59.734
2	3:45.776	1:39.214	76.199
3	5:24.511	1:38.735	76.569
4	7:03.797	1:39.286	76.144
5	8:43.245	1:39.448	76.020

18 115 Roger MAHER

Behind 10.050

Best Time 1:40.119 Best Speed 75.510 On 4 Gp a

Lap	Elapsed Time	Lap Time	Lap Speed
1	2:43.290	2:43.290	46.298
2	4:25.945	1:42.655	73.645
3	6:07.330	1:41.385	74.567
4	7:47.449	1:40.119	75.510
5	9:28.559	1:41.110	74.770

19 80 Phill ARCHER

Behind 10.677

Best Time 1:40.746 Best Speed 75.040 On 5 Gp a

Lap	Elapsed Time	Lap Time	Lap Speed
1	2:18.265	2:18.265	54.678
2	4:00.958	1:42.693	73.617
3	5:42.819	1:41.861	74.219
4	7:24.287	1:41.468	74.506
5	9:05.033	1:40.746	75.040

20 92 Keith STEWART

Behind 14.837

Best Time 1:44.906 Best Speed 72.065 On 3 Gp a

Lap	Elapsed Time	Lap Time	Lap Speed
1	2:36.149	2:36.149	48.415
2	4:23.279	1:47.130	70.568
3	6:08.185	1:44.906	72.065
4	7:53.115	1:44.930	72.048

Qualifying Classification

Position

21 177 Ian HOLMES

Behind 16.574

Best Time 1:46.643 Best Speed 70.891 On 3 Gp a

Lap	Elapsed Time	Lap Time	Lap Speed
1	2:45.441	2:45.441	45.696
2	4:32.089	1:46.648	70.887
3	6:18.732	1:46.643	70.891
4	8:06.346	1:47.614	70.251
5	9:53.233	1:46.887	70.729



THE ROYAL HOTEL & BRAESIDE COOKSTOWN 100

SUPERSPORT 600

Orritor 2.100 Miles

R6: Lawson Martin/Clive Richardson Race A

26/04/2008 13:00

Race (10 Laps)

11	22 31	72 32		
10	61 28	11 29	27 30	C
9	70 25	7 26	93 27	
<hr/>				
8	22	23	24	
7	30 19	20	21	
6	35 16	4 17	39 18	B
5	23 13	13 14	16 15	
<hr/>				
4	10	11	12	
3	3 7	8	9	
2	69 4	6 5	65 6	A
1	77 1	24 2	45 3	



THE ROYAL HOTEL & BRAESIDE COOKSTOWN 100

SUPERSPORT 600

Orritor 2.100 Miles

R7: Warehouse Direct Race B

26/04/2008 13:30

Race (6 Laps)

11	2 31	51 32		
10	28 28	31 29	88 30	C
9	34 25	161 26	37 27	
<hr/>				
8				
7	60 19			
6	12 16	49 17	14 18	B
5	26 13	151 14	52 15	
<hr/>				
4				
3	76 7			
2	71 4	82 5	99 6	A
1	5 1	9 2	64 3	



THE ROYAL HOTEL & BRAESIDE COOKSTOWN 100

SUPERSPORT 600

Race 7 - Lawson Martin/Clive Richardson Supersport A

Saturday, 26 April 2008



Pos	Class	No	Name	Machine / Sponsor	Gp	Laps	Total Time	Behind	Speed	-----Best Lap-----		
										Time	Speed	On
Race Classification												
1	600R	24	Keith AMOR	Honda - Wilson Craig	a	10	14:27.975		87.099	1:25.190	88.743	7
2	600R	77	Ryan FARQUHAR	Kawasaki - McAdoo Kawasaki Racing	a	10	14:31.823	3.848	86.715	1:25.886	88.024	5
3	600R	45	Martin FINNEGAN	Yamaha - JMF Team Millsport Racing	a	10	14:41.058	13.083	85.806	1:26.890	87.007	6
4	600R	3	Michael DUNLOP	Yamaha - Street Sweep/Marlow	a	10	14:56.155	28.180	84.360	1:28.444	85.478	8
5	600R	69	Gary JOHNSON	Honda - Robinson Concrete/Uel Duncan	a	10	14:56.290	28.315	84.348	1:26.783	87.114	8
6	600R	70	Victor GILMORE	Yamaha - T Lindsay	c	10	14:56.761	28.786	84.303	1:28.179	85.735	9
7	600R	7	Adrian McFARLAND	Yamaha - Team Hardship Racing	c	10	15:09.059	41.084	83.163	1:29.351	84.610	8
8	600R	6	William DUNLOP	Yamaha - Abbaid Construction	a	10	15:10.594	42.619	83.023	1:29.530	84.441	2
9	600R	61	John WALSH	Yamaha - Diamond Edge Racing	c	10	15:13.196	45.221	82.786	1:29.872	84.120	10
10	600R	13	Adrian ARCHIBALD	Suzuki - AMA Racing	b	10	15:19.335	51.360	82.233	1:30.220	83.795	8
11	600R	4	Barry DAVIDSON	Honda - Maine Road Racing	b	10	15:21.922	53.947	82.003	1:30.427	83.603	4
12	600R	30	Wayne KENNEDY	Yamaha - GB Racing/Doons Stores	b	10	15:23.229	55.254	81.887	1:30.769	83.288	3
13	600R	16	John BURROWS	Honda - HM Sports Motorhomes	b	10	15:23.571	55.596	81.856	1:30.732	83.322	9
14	600R	23	Andrew BRADY	Honda - T7 Murray Racing	b	10	15:27.658	59.683	81.496	1:31.376	82.735	8
15	600R	72	Kevin FITZPATRICK	Triumph 675 - Investasure	c	10	15:29.293	1:01.318	81.352	1:31.463	82.656	6
16	600R	93	Paul CRANSTON	Honda - P & J	c	10	15:37.454	1:09.479	80.644	1:32.403	81.816	4
17	600R	39	James REDPATH	Kawasaki	b	10	15:41.779	1:13.804	80.274	1:32.711	81.544	10
18	600R	27	James McCANN	Suzuki - N.J.T. Millsport	c	10	15:43.352	1:15.377	80.140	1:32.523	81.709	7
19	600R	22	Stephen McILVENNA	Yamaha	c	10	15:43.489	1:15.514	80.128	1:32.506	81.724	7


Fastest Lap / New Lap Record 88.743 mph (Previously 86.648 mph)


600R	24	Keith AMOR	Honda - Wilson Craig	a						1:25.190	88.743	7
------	----	------------	----------------------	---	--	--	--	--	--	----------	--------	---

Not Classified

DNF	600R	65	Michael SWEENEY	Yamaha - Streetsweep	a	5	7:55.764	5 Laps	79.451	1:33.767	80.625	2
------------	------	----	-----------------	----------------------	---	---	----------	--------	--------	----------	--------	---

These Results are provisional and are subject to ratification by the Stewards of the Meeting.

Track	Orritor	Signed		Organising Club	Cookstown & District MCC
Length(miles)	2.1000		Chief Timekeeper	Warmup Started	
Weather	Sunny			Race Started	14:31:52.733
Track	Dry	Issued At:	14:48:59	Gp Time Diff - b	9.279 / c 18.275



SUPERSPORT 600

Race 7 - Lawson Martin/Clive Richardson Supersport A

Saturday, 26 April 2008

DETAILED RESULT

Race Classification

1 24 Keith AMOR

Total Time **14:27.975** Avg Speed **87.099** Behind
 Best Time **1:25.190** Best Speed **88.743** On **7** Gp **a**

Lap	Elapsed Time	Lap Time	Lap Speed
1	1:31.587	1:31.587	82.544
2	2:58.024	1:26.437	87.463
3	4:25.150	1:27.126	86.771
4	5:51.351	1:26.201	87.702
5	7:16.964	1:25.613	88.304
6	8:42.455	1:25.491	88.430
7	10:07.645	1:25.190	88.743
8	11:33.210	1:25.565	88.354
9	12:59.342	1:26.132	87.772
10	14:27.975	1:28.633	85.296

2 77 Ryan FARQUHAR

Total Time **14:31.823** Avg Speed **86.715** Behind **3.848**
 Best Time **1:25.886** Best Speed **88.024** On **5** Gp **a**

Lap	Elapsed Time	Lap Time	Lap Speed
1	1:32.368	1:32.368	81.847
2	2:59.504	1:27.136	86.761
3	4:25.868	1:26.364	87.536
4	5:52.238	1:26.370	87.530
5	7:18.124	1:25.886	88.024
6	8:44.285	1:26.161	87.743
7	10:10.528	1:26.243	87.659
8	11:37.396	1:26.868	87.029
9	13:04.501	1:27.105	86.792
10	14:31.823	1:27.322	86.576

3 45 Martin FINNEGAN

Total Time **14:41.058** Avg Speed **85.806** Behind **13.083**
 Best Time **1:26.890** Best Speed **87.007** On **6** Gp **a**

Lap	Elapsed Time	Lap Time	Lap Speed
1	1:33.011	1:33.011	81.281
2	3:01.524	1:28.513	85.411
3	4:29.831	1:28.307	85.610
4	5:57.289	1:27.458	86.441
5	7:24.426	1:27.137	86.760
6	8:51.316	1:26.890	87.007
7	10:18.509	1:27.193	86.704
8	11:46.279	1:27.770	86.134
9	13:13.408	1:27.129	86.768
10	14:41.058	1:27.650	86.252

Race Classification

4 3 Michael DUNLOP

Total Time **14:56.155** Avg Speed **84.360** Behind **28.180**
 Best Time **1:28.444** Best Speed **85.478** On **8** Gp **a**

Lap	Elapsed Time	Lap Time	Lap Speed
1	1:35.532	1:35.532	79.136
2	3:04.983	1:29.451	84.516
3	4:33.637	1:28.654	85.275
4	6:02.783	1:29.146	84.805
5	7:31.967	1:29.184	84.769
6	9:00.904	1:28.937	85.004
7	10:29.959	1:29.055	84.891
8	11:58.403	1:28.444	85.478
9	13:26.943	1:28.540	85.385
10	14:56.155	1:29.212	84.742

5 69 Gary JOHNSON

Total Time **14:56.290** Avg Speed **84.348** Behind **28.315**
 Best Time **1:26.783** Best Speed **87.114** On **8** Gp **a**

Lap	Elapsed Time	Lap Time	Lap Speed
1	1:33.957	1:33.957	80.462
2	3:13.697	1:39.740	75.797
3	4:42.113	1:28.416	85.505
4	6:10.092	1:27.979	85.930
5	7:38.541	1:28.449	85.473
6	9:05.732	1:27.191	86.706
7	10:33.111	1:27.379	86.520
8	11:59.894	1:26.783	87.114
9	13:27.375	1:27.481	86.419
10	14:56.290	1:28.915	85.025

6 70 Victor GILMORE

Total Time **14:56.761** Avg Speed **84.303** Behind **28.786**
 Best Time **1:28.179** Best Speed **85.735** On **9** Gp **c**

Lap	Elapsed Time	Lap Time	Lap Speed
1	1:35.446	1:35.446	79.207
2	3:05.699	1:30.253	83.765
3	4:35.445	1:29.746	84.238
4	6:04.714	1:29.269	84.688
5	7:34.031	1:29.317	84.642
6	9:02.766	1:28.735	85.197
7	10:31.576	1:28.810	85.126
8	12:00.115	1:28.539	85.386
9	13:28.294	1:28.179	85.735
10	14:56.761	1:28.467	85.456





SUPERSPORT 600

Race 7 - Lawson Martin/Clive Richardson Supersport A

Saturday, 26 April 2008

DETAILED RESULT

Race Classification

7 **7 Adrian McFARLAND**
 Total Time **15:09.059** Avg Speed **83.163** Behind **41.084**
 Best Time **1:29.351** Best Speed **84.610** On **8** Gp **c**

Lap	Elapsed Time	Lap Time	Lap Speed
1	1:38.274	1:38.274	76.928
2	3:08.821	1:30.547	83.493
3	4:39.177	1:30.356	83.669
4	6:09.230	1:30.053	83.951
5	7:38.687	1:29.457	84.510
6	9:09.491	1:30.804	83.256
7	10:40.328	1:30.837	83.226
8	12:09.679	1:29.351	84.610
9	13:39.472	1:29.793	84.194
10	15:09.059	1:29.587	84.387

Race Classification

10 **13 Adrian ARCHIBALD**
 Total Time **15:19.335** Avg Speed **82.233** Behind **51.360**
 Best Time **1:30.220** Best Speed **83.795** On **8** Gp **b**

Lap	Elapsed Time	Lap Time	Lap Speed
1	1:38.098	1:38.098	77.066
2	3:10.244	1:32.146	82.044
3	4:41.246	1:31.002	83.075
4	6:12.863	1:31.617	82.517
5	7:45.654	1:32.791	81.473
6	9:16.046	1:30.392	83.636
7	10:46.542	1:30.496	83.540
8	12:16.762	1:30.220	83.795
9	13:48.170	1:31.408	82.706
10	15:19.335	1:31.165	82.927

8 **6 William DUNLOP**
 Total Time **15:10.594** Avg Speed **83.023** Behind **42.619**
 Best Time **1:29.530** Best Speed **84.441** On **2** Gp **a**

Lap	Elapsed Time	Lap Time	Lap Speed
1	1:36.492	1:36.492	78.348
2	3:06.022	1:29.530	84.441
3	4:36.573	1:30.551	83.489
4	6:07.690	1:31.117	82.970
5	7:39.084	1:31.394	82.719
6	9:09.505	1:30.421	83.609
7	10:39.738	1:30.233	83.783
8	12:09.434	1:29.696	84.285
9	13:39.695	1:30.261	83.757
10	15:10.594	1:30.899	83.169

11 **4 Barry DAVIDSON**
 Total Time **15:21.922** Avg Speed **82.003** Behind **53.947**
 Best Time **1:30.427** Best Speed **83.603** On **4** Gp **b**

Lap	Elapsed Time	Lap Time	Lap Speed
1	1:38.603	1:38.603	76.671
2	3:12.090	1:33.487	80.867
3	4:42.903	1:30.813	83.248
4	6:13.330	1:30.427	83.603
5	7:47.032	1:33.702	80.681
6	9:18.772	1:31.740	82.407
7	10:49.845	1:31.073	83.010
8	12:20.536	1:30.691	83.360
9	13:51.284	1:30.748	83.308
10	15:21.922	1:30.638	83.409

9 **61 John WALSH**
 Total Time **15:13.196** Avg Speed **82.786** Behind **45.221**
 Best Time **1:29.872** Best Speed **84.120** On **10** Gp **c**

Lap	Elapsed Time	Lap Time	Lap Speed
1	1:37.567	1:37.567	77.485
2	3:07.947	1:30.380	83.647
3	4:39.433	1:31.486	82.636
4	6:09.371	1:29.938	84.058
5	7:40.573	1:31.202	82.893
6	9:10.633	1:30.060	83.944
7	10:41.124	1:30.491	83.544
8	12:11.921	1:30.797	83.263
9	13:43.324	1:31.403	82.711
10	15:13.196	1:29.872	84.120

12 **30 Wayne KENNEDY**
 Total Time **15:23.229** Avg Speed **81.887** Behind **55.254**
 Best Time **1:30.769** Best Speed **83.288** On **3** Gp **b**

Lap	Elapsed Time	Lap Time	Lap Speed
1	1:38.841	1:38.841	76.486
2	3:10.912	1:32.071	82.111
3	4:41.681	1:30.769	83.288
4	6:12.521	1:30.840	83.223
5	7:46.805	1:34.284	80.183
6	9:17.935	1:31.130	82.958
7	10:49.091	1:31.156	82.935
8	12:20.291	1:31.200	82.895
9	13:52.182	1:31.891	82.271
10	15:23.229	1:31.047	83.034





SUPERSPORT 600

Race 7 - Lawson Martin/Clive Richardson Supersport A

Saturday, 26 April 2008

DETAILED RESULT

Race Classification

13 **16 John BURROWS**
 Total Time **15:23.571** Avg Speed **81.856** Behind **55.596**
 Best Time **1:30.732** Best Speed **83.322** On **9** Gp **b**

Lap	Elapsed Time	Lap Time	Lap Speed
1	1:37.966	1:37.966	77.170
2	3:10.668	1:32.702	81.552
3	4:42.463	1:31.795	82.357
4	6:14.718	1:32.255	81.947
5	7:47.229	1:32.511	81.720
6	9:19.436	1:32.207	81.989
7	10:50.951	1:31.515	82.609
8	12:21.860	1:30.909	83.160
9	13:52.592	1:30.732	83.322
10	15:23.571	1:30.979	83.096

Race Classification

16 **93 Paul CRANSTON**
 Total Time **15:37.454** Avg Speed **80.644** Behind **1:09.479**
 Best Time **1:32.403** Best Speed **81.816** On **4** Gp **c**

Lap	Elapsed Time	Lap Time	Lap Speed
1	1:41.455	1:41.455	74.516
2	3:15.310	1:33.855	80.550
3	4:48.778	1:33.468	80.883
4	6:21.181	1:32.403	81.816
5	7:53.891	1:32.710	81.545
6	9:26.376	1:32.485	81.743
7	10:59.072	1:32.696	81.557
8	12:31.871	1:32.799	81.466
9	14:04.719	1:32.848	81.423
10	15:37.454	1:32.735	81.523

14 **23 Andrew BRADY**

Total Time **15:27.658** Avg Speed **81.496** Behind **59.683**
 Best Time **1:31.376** Best Speed **82.735** On **8** Gp **b**

Lap	Elapsed Time	Lap Time	Lap Speed
1	1:40.080	1:40.080	75.540
2	3:13.258	1:33.178	81.135
3	4:45.594	1:32.336	81.875
4	6:17.822	1:32.228	81.971
5	7:49.307	1:31.485	82.636
6	9:21.058	1:31.751	82.397
7	10:52.598	1:31.540	82.587
8	12:23.974	1:31.376	82.735
9	13:55.658	1:31.684	82.457
10	15:27.658	1:32.000	82.174

17 **39 James REDPATH**

Total Time **15:41.779** Avg Speed **80.274** Behind **1:13.804**
 Best Time **1:32.711** Best Speed **81.544** On **10** Gp **b**

Lap	Elapsed Time	Lap Time	Lap Speed
1	1:40.501	1:40.501	75.223
2	3:14.591	1:34.090	80.349
3	4:47.999	1:33.408	80.935
4	6:21.780	1:33.781	80.613
5	7:54.663	1:32.883	81.393
6	9:28.954	1:34.291	80.177
7	11:02.004	1:33.050	81.247
8	12:34.854	1:32.850	81.422
9	14:09.068	1:34.214	80.243
10	15:41.779	1:32.711	81.544

15 **72 Kevin FITZPATRICK**

Total Time **15:29.293** Avg Speed **81.352** Behind **1:01.318**
 Best Time **1:31.463** Best Speed **82.656** On **6** Gp **c**


Lap	Elapsed Time	Lap Time	Lap Speed
1	1:39.911	1:39.911	75.667
2	3:13.205	1:33.294	81.034
3	4:46.613	1:33.408	80.935
4	6:18.492	1:31.879	82.282
5	7:51.208	1:32.716	81.539
6	9:22.671	1:31.463	82.656
7	10:54.404	1:31.733	82.413
8	12:26.142	1:31.738	82.409
9	13:57.666	1:31.524	82.601
10	15:29.293	1:31.627	82.508

18 **27 James McCANN**

Total Time **15:43.352** Avg Speed **80.140** Behind **1:15.377**
 Best Time **1:32.523** Best Speed **81.709** On **7** Gp **c**

Lap	Elapsed Time	Lap Time	Lap Speed
1	1:41.314	1:41.314	74.619
2	3:15.126	1:33.812	80.587
3	4:49.704	1:34.578	79.934
4	6:23.309	1:33.605	80.765
5	7:56.820	1:33.511	80.846
6	9:30.186	1:33.366	80.972
7	11:02.709	1:32.523	81.709
8	12:36.047	1:33.338	80.996
9	14:09.618	1:33.571	80.794
10	15:43.352	1:33.734	80.654





Race Classification

19 **22 Stephen McILVENNA**

Total Time **15:43.489** Avg Speed **80.128** Behind **1:15.514**
 Best Time **1:32.506** Best Speed **81.724** On **7** Gp **c**

Lap	Elapsed Time	Lap Time	Lap Speed
1	1:42.130	1:42.130	74.023
2	3:16.056	1:33.926	80.489
3	4:49.821	1:33.765	80.627
4	6:23.522	1:33.701	80.682
5	7:56.980	1:33.458	80.892
6	9:30.308	1:33.328	81.005
7	11:02.814	1:32.506	81.724
8	12:36.204	1:33.390	80.951
9	14:09.035	1:32.831	81.438
10	15:43.489	1:34.454	80.039

Not Classified

DNF **65 Michael SWEENEY**

Total Time **7:55.764** Avg Speed **79.451** Behind **5 Laps**
 Best Time **1:33.767** Best Speed **80.625** On **2** Gp **a**

Lap	Elapsed Time	Lap Time	Lap Speed
1	1:38.105	1:38.105	77.060
2	3:11.872	1:33.767	80.625
3	4:46.583	1:34.711	79.822
4	6:20.728	1:34.145	80.302
5	7:55.764	1:35.036	79.549




THE ROYAL HOTEL & BRAESIDE COOKSTOWN 100

SUPERSPORT 600

Race 7 - Lawson Martin/Clive Richardson Supersport A

LAP CHART



1					3					5				
No	Name	G	Elapsed Time	Lap Time	No	Name	G	Elapsed Time	Lap Time	No	Name	G	Elapsed Time	Lap Time
24	Keith AMOR	a	1:31.587	1:31.587	24	Keith AMOR	a	4:25.150	1:27.126	24	Keith AMOR	a	7:16.964	1:25.613
77	Ryan FARQUHAR	a	1:32.368	1:32.368	77	Ryan FARQUHAR	a	4:25.868	1:26.364	77	Ryan FARQUHAR	a	7:18.124	1:25.886
45	Martin FINNEGAN	a	1:33.011	1:33.011	45	Martin FINNEGAN	a	4:29.831	1:28.307	45	Martin FINNEGAN	a	7:24.426	1:27.137
69	Gary JOHNSON	a	1:33.957	1:33.957	3	Michael DUNLOP	a	4:33.637	1:28.654	3	Michael DUNLOP	a	7:31.967	1:29.184
70	Victor GILMORE	c	1:35.446	1:35.446	70	Victor GILMORE	c	4:35.445	1:29.746	70	Victor GILMORE	c	7:34.031	1:29.317
3	Michael DUNLOP	a	1:35.532	1:35.532	6	William DUNLOP	a	4:36.573	1:30.551	69	Gary JOHNSON	a	7:38.541	1:28.449
6	William DUNLOP	a	1:36.492	1:36.492	7	Adrian McFARLAND	c	4:39.177	1:30.356	7	Adrian McFARLAND	c	7:38.687	1:29.457
61	John WALSH	c	1:37.567	1:37.567	61	John WALSH	c	4:39.433	1:31.486	6	William DUNLOP	a	7:39.084	1:31.394
16	John BURROWS	b	1:37.966	1:37.966	13	Adrian ARCHIBALD	b	4:41.246	1:31.002	61	John WALSH	c	7:40.573	1:31.202
13	Adrian ARCHIBALD	b	1:38.098	1:38.098	30	Wayne KENNEDY	b	4:41.681	1:30.769	13	Adrian ARCHIBALD	b	7:45.654	1:32.791
65	Michael SWEENEY	a	1:38.105	1:38.105	69	Gary JOHNSON	a	4:42.113	1:28.416	30	Wayne KENNEDY	b	7:46.805	1:34.284
7	Adrian McFARLAND	c	1:38.274	1:38.274	16	John BURROWS	b	4:42.463	1:31.795	4	Barry DAVIDSON	b	7:47.032	1:33.702
4	Barry DAVIDSON	b	1:38.603	1:38.603	4	Barry DAVIDSON	b	4:42.903	1:30.813	16	John BURROWS	b	7:47.229	1:32.511
30	Wayne KENNEDY	b	1:38.841	1:38.841	23	Andrew BRADY	b	4:45.594	1:32.336	23	Andrew BRADY	b	7:49.307	1:31.485
72	Kevin FITZPATRICK	c	1:39.911	1:39.911	65	Michael SWEENEY	a	4:46.583	1:34.711	72	Kevin FITZPATRICK	c	7:51.208	1:32.716
23	Andrew BRADY	b	1:40.080	1:40.080	72	Kevin FITZPATRICK	c	4:46.613	1:33.408	93	Paul CRANSTON	c	7:53.891	1:32.710
39	James REDPATH	b	1:40.501	1:40.501	39	James REDPATH	b	4:47.999	1:33.408	39	James REDPATH	b	7:54.663	1:32.883
27	James McCANN	c	1:41.314	1:41.314	93	Paul CRANSTON	c	4:48.778	1:33.468	65	Michael SWEENEY	a	7:55.764	1:35.036
93	Paul CRANSTON	c	1:41.455	1:41.455	27	James McCANN	c	4:49.704	1:34.578	27	James McCANN	c	7:56.820	1:33.511
22	Stephen McILVENNA	c	1:42.130	1:42.130	22	Stephen McILVENNA	c	4:49.821	1:33.765	22	Stephen McILVENNA	c	7:56.980	1:33.458

2					4					6				
No	Name	G	Elapsed Time	Lap Time	No	Name	G	Elapsed Time	Lap Time	No	Name	G	Elapsed Time	Lap Time
24	Keith AMOR	a	2:58.024	1:26.437	24	Keith AMOR	a	5:51.351	1:26.201	24	Keith AMOR	a	8:42.455	1:25.491
77	Ryan FARQUHAR	a	2:59.504	1:27.136	77	Ryan FARQUHAR	a	5:52.238	1:26.370	77	Ryan FARQUHAR	a	8:44.285	1:26.161
45	Martin FINNEGAN	a	3:01.524	1:28.513	45	Martin FINNEGAN	a	5:57.289	1:27.458	45	Martin FINNEGAN	a	8:51.316	1:26.890
3	Michael DUNLOP	a	3:04.983	1:29.451	3	Michael DUNLOP	a	6:02.783	1:29.146	3	Michael DUNLOP	a	9:00.904	1:28.937
70	Victor GILMORE	c	3:05.699	1:30.253	70	Victor GILMORE	c	6:04.714	1:29.269	70	Victor GILMORE	c	9:02.766	1:28.735
6	William DUNLOP	a	3:06.022	1:29.530	6	William DUNLOP	a	6:07.690	1:31.117	69	Gary JOHNSON	a	9:05.732	1:27.191
61	John WALSH	c	3:07.947	1:30.380	7	Adrian McFARLAND	c	6:09.230	1:30.053	7	Adrian McFARLAND	c	9:09.491	1:30.804
7	Adrian McFARLAND	c	3:08.821	1:30.547	61	John WALSH	c	6:09.371	1:29.938	6	William DUNLOP	a	9:09.505	1:30.421
13	Adrian ARCHIBALD	b	3:10.244	1:32.146	69	Gary JOHNSON	a	6:10.092	1:27.979	61	John WALSH	c	9:10.633	1:30.060
16	John BURROWS	b	3:10.668	1:32.702	30	Wayne KENNEDY	b	6:12.521	1:30.840	13	Adrian ARCHIBALD	b	9:16.046	1:30.392
30	Wayne KENNEDY	b	3:10.912	1:32.071	13	Adrian ARCHIBALD	b	6:12.863	1:31.617	30	Wayne KENNEDY	b	9:17.935	1:31.130
65	Michael SWEENEY	a	3:11.872	1:33.767	4	Barry DAVIDSON	b	6:13.330	1:30.427	4	Barry DAVIDSON	b	9:18.772	1:31.740
4	Barry DAVIDSON	b	3:12.090	1:33.487	16	John BURROWS	b	6:14.718	1:32.255	16	John BURROWS	b	9:19.436	1:32.207
72	Kevin FITZPATRICK	c	3:13.205	1:33.294	23	Andrew BRADY	b	6:17.822	1:32.228	23	Andrew BRADY	b	9:21.058	1:31.751
23	Andrew BRADY	b	3:13.258	1:33.178	72	Kevin FITZPATRICK	c	6:18.492	1:31.879	72	Kevin FITZPATRICK	c	9:22.671	1:31.463
69	Gary JOHNSON	a	3:13.697	1:39.740	65	Michael SWEENEY	a	6:20.728	1:34.145	93	Paul CRANSTON	c	9:26.376	1:32.485
39	James REDPATH	b	3:14.591	1:34.090	93	Paul CRANSTON	c	6:21.181	1:32.403	39	James REDPATH	b	9:28.954	1:34.291
27	James McCANN	c	3:15.126	1:33.812	39	James REDPATH	b	6:21.780	1:33.781	27	James McCANN	c	9:30.186	1:33.366
93	Paul CRANSTON	c	3:15.310	1:33.855	27	James McCANN	c	6:23.309	1:33.605	22	Stephen McILVENNA	c	9:30.308	1:33.328
22	Stephen McILVENNA	c	3:16.056	1:33.926	22	Stephen McILVENNA	c	6:23.522	1:33.701					

LAP CHART



7

No	Name	G	Elapsed Time	Lap Time
24	Keith AMOR	a	10:07.645	1:25.190
77	Ryan FARQUHAR	a	10:10.528	1:26.243
45	Martin FINNEGAN	a	10:18.509	1:27.193
3	Michael DUNLOP	a	10:29.959	1:29.055
70	Victor GILMORE	c	10:31.576	1:28.810
69	Gary JOHNSON	a	10:33.111	1:27.379
6	William DUNLOP	a	10:39.738	1:30.233
7	Adrian McFARLAND	c	10:40.328	1:30.837
61	John WALSH	c	10:41.124	1:30.491
13	Adrian ARCHIBALD	b	10:46.542	1:30.496
30	Wayne KENNEDY	b	10:49.091	1:31.156
4	Barry DAVIDSON	b	10:49.845	1:31.073
16	John BURROWS	b	10:50.951	1:31.515
23	Andrew BRADY	b	10:52.598	1:31.540
72	Kevin FITZPATRICK	c	10:54.404	1:31.733
93	Paul CRANSTON	c	10:59.072	1:32.696
39	James REDPATH	b	11:02.004	1:33.050
27	James McCANN	c	11:02.709	1:32.523
22	Stephen McILVENNA	c	11:02.814	1:32.506

8

No	Name	G	Elapsed Time	Lap Time
24	Keith AMOR	a	11:33.210	1:25.565
77	Ryan FARQUHAR	a	11:37.396	1:26.868
45	Martin FINNEGAN	a	11:46.279	1:27.770
3	Michael DUNLOP	a	11:58.403	1:28.444
69	Gary JOHNSON	a	11:59.894	1:26.783
70	Victor GILMORE	c	12:00.115	1:28.539
6	William DUNLOP	a	12:09.434	1:29.696
7	Adrian McFARLAND	c	12:09.679	1:29.351
61	John WALSH	c	12:11.921	1:30.797
13	Adrian ARCHIBALD	b	12:16.762	1:30.220
30	Wayne KENNEDY	b	12:20.291	1:31.200
4	Barry DAVIDSON	b	12:20.536	1:30.691
16	John BURROWS	b	12:21.860	1:30.909
23	Andrew BRADY	b	12:23.974	1:31.376
72	Kevin FITZPATRICK	c	12:26.142	1:31.738
93	Paul CRANSTON	c	12:31.871	1:32.799
39	James REDPATH	b	12:34.854	1:32.850
27	James McCANN	c	12:36.047	1:33.338
22	Stephen McILVENNA	c	12:36.204	1:33.390

9

No	Name	G	Elapsed Time	Lap Time
24	Keith AMOR	a	12:59.342	1:26.132
77	Ryan FARQUHAR	a	13:04.501	1:27.105
45	Martin FINNEGAN	a	13:13.408	1:27.129
3	Michael DUNLOP	a	13:26.943	1:28.540
69	Gary JOHNSON	a	13:27.375	1:27.481
70	Victor GILMORE	c	13:28.294	1:28.179
7	Adrian McFARLAND	c	13:39.472	1:29.793
6	William DUNLOP	a	13:39.695	1:30.261
61	John WALSH	c	13:43.324	1:31.403
13	Adrian ARCHIBALD	b	13:48.170	1:31.408
4	Barry DAVIDSON	b	13:51.284	1:30.748
30	Wayne KENNEDY	b	13:52.182	1:31.891
16	John BURROWS	b	13:52.592	1:30.732
23	Andrew BRADY	b	13:55.658	1:31.684
72	Kevin FITZPATRICK	c	13:57.666	1:31.524
93	Paul CRANSTON	c	14:04.719	1:32.848
22	Stephen McILVENNA	c	14:09.035	1:32.831
39	James REDPATH	b	14:09.068	1:34.214
27	James McCANN	c	14:09.618	1:33.571

10

No	Name	G	Elapsed Time	Lap Time
24	Keith AMOR	a	14:27.975	1:28.633
77	Ryan FARQUHAR	a	14:31.823	1:27.322
45	Martin FINNEGAN	a	14:41.058	1:27.650
3	Michael DUNLOP	a	14:56.155	1:29.212
69	Gary JOHNSON	a	14:56.290	1:28.915
70	Victor GILMORE	c	14:56.761	1:28.467
7	Adrian McFARLAND	c	15:09.059	1:29.587
6	William DUNLOP	a	15:10.594	1:30.899
61	John WALSH	c	15:13.196	1:29.872
13	Adrian ARCHIBALD	b	15:19.335	1:31.165
4	Barry DAVIDSON	b	15:21.922	1:30.638
30	Wayne KENNEDY	b	15:23.229	1:31.047
16	John BURROWS	b	15:23.571	1:30.979
23	Andrew BRADY	b	15:27.658	1:32.000
72	Kevin FITZPATRICK	c	15:29.293	1:31.627
93	Paul CRANSTON	c	15:37.454	1:32.735
39	James REDPATH	b	15:41.779	1:32.711
27	James McCANN	c	15:43.352	1:33.734
22	Stephen McILVENNA	c	15:43.489	1:34.454



THE ROYAL HOTEL & BRAESIDE COOKSTOWN 100

SUPERSPORT 600


Race 8 - Warehouse Direct Supersport B

Saturday, 26 April 2008



Pos	Class	No	Name	Machine / Sponsor	Gp	Laps	Total Time	Behind	Speed	-----Best Lap-----		
										Time	Speed	On
Race Classification												
1	600R	99	Andrew COURTNEY	Kawasaki - Team Hardship Racing	a	6	9:11.102		82.308	1:29.305	84.654	6
2	600R	9	Wayne KIRWAN	Yamaha - JD's Motorcycles	a	6	9:11.426	0.324	82.259	1:30.200	83.814	6
3	600R	82	Derek SHEILS	Triumph 675 - Absol Engineering	a	6	9:17.282	6.180	81.395	1:31.709	82.435	5
4	600R	64	Stephen McKNIGHT	Kawasaki - Anglo Irish Racing	a	6	9:17.863	6.761	81.310	1:31.699	82.444	5
5	600R	71	Davy MORGAN	Yamaha - CSC Branson Racing	a	6	9:19.841	8.739	81.023	1:31.254	82.846	4
6	600R	76	Andrew NEILL	Yamaha - Moira MRC	a	6	9:20.279	9.177	80.960	1:30.784	83.275	5
7	600R	34	Dwyer AGNEW	Suzuki	c	6	9:24.708	13.606	80.325	1:32.099	82.086	3
8	600R	14	Carl RENNIE	Suzuki - PRF Racing	b	6	9:28.698	17.596	79.761	1:33.538	80.823	5
9	600R	151	Darwyn YOUNG	Honda - Home Clean	b	6	9:36.787	25.685	78.643	1:34.742	79.796	3
10	600R	26	Dennis BOOTH	Yamaha	b	6	9:38.373	27.271	78.427	1:34.870	79.688	3
11	600R	28	Paul GARTLAND	Triumph 675	c	6	9:39.061	27.959	78.334	1:34.696	79.834	6
12	600R	2	Emlyn HUGHES	Yamaha	c	6	9:39.595	28.493	78.262	1:34.085	80.353	6
13	600R	88	Mark YOUNG	Yamaha - Wray Brothers	c	6	9:43.569	32.467	77.729	1:33.779	80.615	6
14	600R	49	William COWDEN	Honda - Warley Carriers	b	6	9:46.008	34.906	77.405	1:34.932	79.636	4
15	600R	31	Eric WILSON	Yamaha	c	6	9:49.771	38.669	76.911	1:36.041	78.716	6
16	600R	5	Paul LENNON	Kawasaki	a	6	9:51.052	39.950	76.745	1:37.313	77.687	5
17	600R	161	Robert GORDON	Honda	c	6	9:53.030	41.928	76.489	1:36.310	78.497	4
18	600R	37	Adrian TEASDALE	Suzuki	c	6	9:54.760	43.658	76.266	1:37.355	77.654	3
19	600R	51	Mark MORGAN	Suzuki - Sam McKeown	c	6	9:56.759	45.657	76.011	1:37.708	77.373	2
20	600R	12	Stuart BAINBOROUGH	Honda	b	6	10:06.089	54.987	74.840	1:39.161	76.240	6
21	600R	60	George SCOTT	Honda	b	6	10:08.061	56.959	74.598	1:38.333	76.882	4
Fastest Lap												
	600R	99	Andrew COURTNEY	Kawasaki - Team Hardship Racing	a					1:29.305	84.654	6
Not Classified												
DNF	600R	52	Andrew BROWN	Triumph 675 - Freeway Lift Services	b	1	1:42.220	5 Laps	73.958	1:42.220	73.958	1

These Results are provisional and are subject to ratification by the Stewards of the Meeting.

Track	Orritor	Signed		Organising Club	Cookstown & District MCC
Length(miles)	2.1000		Chief Timekeeper	Warmup Started	
Weather	Sunny	Issued At:	15:15:48	Race Started	15:01:50.389
Track	Dry			Gp Time Diff - b	10.155 / c 21.715



SUPERSPORT 600

Race 8 - Warehouse Direct Supersport B

Saturday, 26 April 2008

DETAILED RESULT

Race Classification

1 **99 Andrew COURTNEY**
 Total Time **9:11.102** Avg Speed **82.308** Behind
 Best Time **1:29.305** Best Speed **84.654** On **6** Gp **a**

Lap	Elapsed Time	Lap Time	Lap Speed
1	1:36.846	1:36.846	78.062
2	3:08.961	1:32.115	82.071
3	4:39.835	1:30.874	83.192
4	6:10.832	1:30.997	83.080
5	7:41.797	1:30.965	83.109
6	9:11.102	1:29.305	84.654

2 **9 Wayne KIRWAN**
 Total Time **9:11.426** Avg Speed **82.259** Behind **0.324**
 Best Time **1:30.200** Best Speed **83.814** On **6** Gp **a**

Lap	Elapsed Time	Lap Time	Lap Speed
1	1:34.876	1:34.876	79.683
2	3:05.838	1:30.962	83.112
3	4:37.700	1:31.862	82.297
4	6:10.272	1:32.572	81.666
5	7:41.226	1:30.954	83.119
6	9:11.426	1:30.200	83.814

3 **82 Derek SHEILS**
 Total Time **9:17.282** Avg Speed **81.395** Behind **6.180**
 Best Time **1:31.709** Best Speed **82.435** On **5** Gp **a**

Lap	Elapsed Time	Lap Time	Lap Speed
1	1:36.610	1:36.610	78.253
2	3:08.783	1:32.173	82.020
3	4:41.420	1:32.637	81.609
4	6:13.600	1:32.180	82.013
5	7:45.309	1:31.709	82.435
6	9:17.282	1:31.973	82.198

4 **64 Stephen McKNIGHT**
 Total Time **9:17.863** Avg Speed **81.310** Behind **6.761**
 Best Time **1:31.699** Best Speed **82.444** On **5** Gp **a**

Lap	Elapsed Time	Lap Time	Lap Speed
1	1:37.414	1:37.414	77.607
2	3:09.346	1:31.932	82.235
3	4:41.909	1:32.563	81.674
4	6:14.290	1:32.381	81.835
5	7:45.989	1:31.699	82.444
6	9:17.863	1:31.874	82.287

Race Classification

5 **71 Davy MORGAN**
 Total Time **9:19.841** Avg Speed **81.023** Behind **8.739**
 Best Time **1:31.254** Best Speed **82.846** On **4** Gp **a**

Lap	Elapsed Time	Lap Time	Lap Speed
1	1:40.942	1:40.942	74.894
2	3:14.096	1:33.154	81.156
3	4:45.565	1:31.469	82.651
4	6:16.819	1:31.254	82.846
5	7:48.295	1:31.476	82.645
6	9:19.841	1:31.546	82.581

6 **76 Andrew NEILL**
 Total Time **9:20.279** Avg Speed **80.960** Behind **9.177**
 Best Time **1:30.784** Best Speed **83.275** On **5** Gp **a**

Lap	Elapsed Time	Lap Time	Lap Speed
1	1:41.987	1:41.987	74.127
2	3:15.102	1:33.115	81.190
3	4:47.080	1:31.978	82.194
4	6:18.430	1:31.350	82.759
5	7:49.214	1:30.784	83.275
6	9:20.279	1:31.065	83.018


7 **34 Dwyer AGNEW**
 Total Time **9:24.708** Avg Speed **80.325** Behind **13.606**
 Best Time **1:32.099** Best Speed **82.086** On **3** Gp **c**

Lap	Elapsed Time	Lap Time	Lap Speed
1	1:39.440	1:39.440	76.026
2	3:12.299	1:32.859	81.414
3	4:44.398	1:32.099	82.086
4	6:16.990	1:32.592	81.649
5	7:50.802	1:33.812	80.587
6	9:24.708	1:33.906	80.506

8 **14 Carl RENNIE**
 Total Time **9:28.698** Avg Speed **79.761** Behind **17.596**
 Best Time **1:33.538** Best Speed **80.823** On **5** Gp **b**

Lap	Elapsed Time	Lap Time	Lap Speed
1	1:39.240	1:39.240	76.179
2	3:13.396	1:34.156	80.292
3	4:46.934	1:33.538	80.823
4	6:21.612	1:34.678	79.850
5	7:55.150	1:33.538	80.823
6	9:28.698	1:33.548	80.814





SUPERSPORT 600

Race 8 - Warehouse Direct Supersport B

Saturday, 26 April 2008

DETAILED RESULT

Race Classification

9 **151 Darwyn YOUNG**
 Total Time **9:36.787** Avg Speed **78.643** Behind **25.685**
 Best Time **1:34.742** Best Speed **79.796** On **3** Gp **b**

Lap	Elapsed Time	Lap Time	Lap Speed
1	1:40.025	1:40.025	75.581
2	3:17.070	1:37.045	77.902
3	4:51.812	1:34.742	79.796
4	6:26.779	1:34.967	79.607
5	8:01.637	1:34.858	79.698
6	9:36.787	1:35.150	79.453

10 **26 Dennis BOOTH**
 Total Time **9:38.373** Avg Speed **78.427** Behind **27.271**
 Best Time **1:34.870** Best Speed **79.688** On **3** Gp **b**

Lap	Elapsed Time	Lap Time	Lap Speed
1	1:42.260	1:42.260	73.929
2	3:17.780	1:35.520	79.146
3	4:52.650	1:34.870	79.688
4	6:28.124	1:35.474	79.184
5	8:03.190	1:35.066	79.524
6	9:38.373	1:35.183	79.426

11 **28 Paul GARTLAND**
 Total Time **9:39.061** Avg Speed **78.334** Behind **27.959**
 Best Time **1:34.696** Best Speed **79.834** On **6** Gp **c**

Lap	Elapsed Time	Lap Time	Lap Speed
1	1:41.210	1:41.210	74.696
2	3:17.827	1:36.617	78.247
3	4:54.596	1:36.769	78.124
4	6:29.322	1:34.726	79.809
5	8:04.365	1:35.043	79.543
6	9:39.061	1:34.696	79.834

12 **2 Emlyn HUGHES**
 Total Time **9:39.595** Avg Speed **78.262** Behind **28.493**
 Best Time **1:34.085** Best Speed **80.353** On **6** Gp **c**

Lap	Elapsed Time	Lap Time	Lap Speed
1	1:41.079	1:41.079	74.793
2	3:17.092	1:36.013	78.739
3	4:55.630	1:38.538	76.722
4	6:30.827	1:35.197	79.414
5	8:05.510	1:34.683	79.845
6	9:39.595	1:34.085	80.353

Race Classification

13 **88 Mark YOUNG**
 Total Time **9:43.569** Avg Speed **77.729** Behind **32.467**
 Best Time **1:33.779** Best Speed **80.615** On **6** Gp **c**

Lap	Elapsed Time	Lap Time	Lap Speed
1	1:43.847	1:43.847	72.799
2	3:19.947	1:36.100	78.668
3	4:57.699	1:37.752	77.339
4	6:35.477	1:37.778	77.318
5	8:09.790	1:34.313	80.159
6	9:43.569	1:33.779	80.615

14 **49 William COWDEN**
 Total Time **9:46.008** Avg Speed **77.405** Behind **34.906**
 Best Time **1:34.932** Best Speed **79.636** On **4** Gp **b**

Lap	Elapsed Time	Lap Time	Lap Speed
1	1:46.691	1:46.691	70.859
2	3:22.485	1:35.794	78.919
3	4:57.806	1:35.321	79.311
4	6:32.738	1:34.932	79.636
5	8:10.236	1:37.498	77.540
6	9:46.008	1:35.772	78.937

15 **31 Eric WILSON**
 Total Time **9:49.771** Avg Speed **76.911** Behind **38.669**
 Best Time **1:36.041** Best Speed **78.716** On **6** Gp **c**

Lap	Elapsed Time	Lap Time	Lap Speed
1	1:42.551	1:42.551	73.719
2	3:19.307	1:36.756	78.135
3	4:57.207	1:37.900	77.222
4	6:35.964	1:38.757	76.552
5	8:13.730	1:37.766	77.327
6	9:49.771	1:36.041	78.716

16 **5 Paul LENNON**
 Total Time **9:51.052** Avg Speed **76.745** Behind **39.950**
 Best Time **1:37.313** Best Speed **77.687** On **5** Gp **a**

Lap	Elapsed Time	Lap Time	Lap Speed
1	1:41.604	1:41.604	74.407
2	3:18.977	1:37.373	77.640
3	4:56.588	1:37.611	77.450
4	6:34.963	1:38.375	76.849
5	8:12.276	1:37.313	77.687
6	9:51.052	1:38.776	76.537





SUPERSPORT 600

Race 8 - Warehouse Direct Supersport B

Saturday, 26 April 2008

DETAILED RESULT

Race Classification

17 161 Robert GORDON

Total Time **9:53.030** Avg Speed **76.489** Behind **41.928**
 Best Time **1:36.310** Best Speed **78.497** On **4** Gp **c**

Lap	Elapsed Time	Lap Time	Lap Speed
1	1:46.188	1:46.188	71.194
2	3:23.717	1:37.529	77.515
3	5:01.461	1:37.744	77.345
4	6:37.771	1:36.310	78.497
5	8:15.756	1:37.985	77.155
6	9:53.030	1:37.274	77.719

18 37 Adrian TEASDALE

Total Time **9:54.760** Avg Speed **76.266** Behind **43.658**
 Best Time **1:37.355** Best Speed **77.654** On **3** Gp **c**

Lap	Elapsed Time	Lap Time	Lap Speed
1	1:46.585	1:46.585	70.929
2	3:24.627	1:38.042	77.110
3	5:01.982	1:37.355	77.654
4	6:39.355	1:37.373	77.640
5	8:17.283	1:37.928	77.200
6	9:54.760	1:37.477	77.557

19 51 Mark MORGAN

Total Time **9:56.759** Avg Speed **76.011** Behind **45.657**
 Best Time **1:37.708** Best Speed **77.373** On **2** Gp **c**

Lap	Elapsed Time	Lap Time	Lap Speed
1	1:45.070	1:45.070	71.952
2	3:22.778	1:37.708	77.373
3	5:00.809	1:38.031	77.118
4	6:40.314	1:39.505	75.976
5	8:18.486	1:38.172	77.008
6	9:56.759	1:38.273	76.929

20 12 Stuart BAINBOROUGH

Total Time **10:06.089** Avg Speed **74.840** Behind **54.987**
 Best Time **1:39.161** Best Speed **76.240** On **6** Gp **b**

Lap	Elapsed Time	Lap Time	Lap Speed
1	1:46.890	1:46.890	70.727
2	3:27.508	1:40.618	75.136
3	5:06.976	1:39.468	76.004
4	6:46.799	1:39.823	75.734
5	8:26.928	1:40.129	75.503
6	10:06.089	1:39.161	76.240

Race Classification

21 60 George SCOTT

Total Time **10:08.061** Avg Speed **74.598** Behind **56.959**
 Best Time **1:38.333** Best Speed **76.882** On **4** Gp **b**

Lap	Elapsed Time	Lap Time	Lap Speed
1	1:47.337	1:47.337	70.432
2	3:27.995	1:40.658	75.106
3	5:09.941	1:41.946	74.157
4	6:48.274	1:38.333	76.882
5	8:28.253	1:39.979	75.616
6	10:08.061	1:39.808	75.745

Not Classified

DNF 52 Andrew BROWN

Total Time **1:42.220** Avg Speed **73.958** Behind **5 Laps**
 Best Time **1:42.220** Best Speed **73.958** On **1** Gp **b**

Lap	Elapsed Time	Lap Time	Lap Speed
1	1:42.220	1:42.220	73.958




THE ROYAL HOTEL & BRAESIDE COOKSTOWN 100

SUPERSPORT 600

Race 8 - Warehouse Direct Supersport B

LAP CHART



1					3					5				
No	Name	G	Elapsed Time	Lap Time	No	Name	G	Elapsed Time	Lap Time	No	Name	G	Elapsed Time	Lap Time
9	Wayne KIRWAN	a	1:34.876	1:34.876	9	Wayne KIRWAN	a	4:37.700	1:31.862	9	Wayne KIRWAN	a	7:41.226	1:30.954
82	Derek SHEILS	a	1:36.610	1:36.610	99	Andrew COURTNEY	a	4:39.835	1:30.874	99	Andrew COURTNEY	a	7:41.797	1:30.965
99	Andrew COURTNEY	a	1:36.846	1:36.846	82	Derek SHEILS	a	4:41.420	1:32.637	82	Derek SHEILS	a	7:45.309	1:31.709
64	Stephen McKNIGHT	a	1:37.414	1:37.414	64	Stephen McKNIGHT	a	4:41.909	1:32.563	64	Stephen McKNIGHT	a	7:45.989	1:31.699
14	Carl RENNIE	b	1:39.240	1:39.240	34	Dwyer AGNEW	c	4:44.398	1:32.099	71	Davy MORGAN	a	7:48.295	1:31.476
34	Dwyer AGNEW	c	1:39.440	1:39.440	71	Davy MORGAN	a	4:45.565	1:31.469	76	Andrew NEILL	a	7:49.214	1:30.784
151	Darwyn YOUNG	b	1:40.025	1:40.025	14	Carl RENNIE	b	4:46.934	1:33.538	34	Dwyer AGNEW	c	7:50.802	1:33.812
71	Davy MORGAN	a	1:40.942	1:40.942	76	Andrew NEILL	a	4:47.080	1:31.978	14	Carl RENNIE	b	7:55.150	1:33.538
2	Emlyn HUGHES	c	1:41.079	1:41.079	151	Darwyn YOUNG	b	4:51.812	1:34.742	151	Darwyn YOUNG	b	8:01.637	1:34.858
28	Paul GARTLAND	c	1:41.210	1:41.210	26	Dennis BOOTH	b	4:52.650	1:34.870	26	Dennis BOOTH	b	8:03.190	1:35.066
5	Paul LENNON	a	1:41.604	1:41.604	28	Paul GARTLAND	c	4:54.596	1:36.769	28	Paul GARTLAND	c	8:04.365	1:35.043
76	Andrew NEILL	a	1:41.987	1:41.987	2	Emlyn HUGHES	c	4:55.630	1:38.538	2	Emlyn HUGHES	c	8:05.510	1:34.683
52	Andrew BROWN	b	1:42.220	1:42.220	5	Paul LENNON	a	4:56.588	1:37.611	88	Mark YOUNG	c	8:09.790	1:34.313
26	Dennis BOOTH	b	1:42.260	1:42.260	31	Eric WILSON	c	4:57.207	1:37.900	49	William COWDEN	b	8:10.236	1:37.498
31	Eric WILSON	c	1:42.551	1:42.551	88	Mark YOUNG	c	4:57.699	1:37.752	5	Paul LENNON	a	8:12.276	1:37.313
88	Mark YOUNG	c	1:43.847	1:43.847	49	William COWDEN	b	4:57.806	1:35.321	31	Eric WILSON	c	8:13.730	1:37.766
51	Mark MORGAN	c	1:45.070	1:45.070	51	Mark MORGAN	c	5:00.809	1:38.031	161	Robert GORDON	c	8:15.756	1:37.985
161	Robert GORDON	c	1:46.188	1:46.188	161	Robert GORDON	c	5:01.461	1:37.744	37	Adrian TEASDALE	c	8:17.283	1:37.928
37	Adrian TEASDALE	c	1:46.585	1:46.585	37	Adrian TEASDALE	c	5:01.982	1:37.355	51	Mark MORGAN	c	8:18.486	1:38.172
49	William COWDEN	b	1:46.691	1:46.691	12	Stuart BAINBOROUGH	b	5:06.976	1:39.468	12	Stuart BAINBOROUGH	b	8:26.928	1:40.129
12	Stuart BAINBOROUGH	b	1:46.890	1:46.890	60	George SCOTT	b	5:09.941	1:41.946	60	George SCOTT	b	8:28.253	1:39.979
60	George SCOTT	b	1:47.337	1:47.337										

2					4					6				
No	Name	G	Elapsed Time	Lap Time	No	Name	G	Elapsed Time	Lap Time	No	Name	G	Elapsed Time	Lap Time
9	Wayne KIRWAN	a	3:05.838	1:30.962	9	Wayne KIRWAN	a	6:10.272	1:32.572	99	Andrew COURTNEY	a	9:11.102	1:29.305
82	Derek SHEILS	a	3:08.783	1:32.173	99	Andrew COURTNEY	a	6:10.832	1:30.997	9	Wayne KIRWAN	a	9:11.426	1:30.200
99	Andrew COURTNEY	a	3:08.961	1:32.115	82	Derek SHEILS	a	6:13.600	1:32.180	82	Derek SHEILS	a	9:17.282	1:31.973
64	Stephen McKNIGHT	a	3:09.346	1:31.932	64	Stephen McKNIGHT	a	6:14.290	1:32.381	64	Stephen McKNIGHT	a	9:17.863	1:31.874
34	Dwyer AGNEW	c	3:12.299	1:32.859	71	Davy MORGAN	a	6:16.819	1:31.254	71	Davy MORGAN	a	9:19.841	1:31.546
14	Carl RENNIE	b	3:13.396	1:34.156	34	Dwyer AGNEW	c	6:16.990	1:32.592	76	Andrew NEILL	a	9:20.279	1:31.065
71	Davy MORGAN	a	3:14.096	1:33.154	76	Andrew NEILL	a	6:18.430	1:31.350	34	Dwyer AGNEW	c	9:24.708	1:33.906
76	Andrew NEILL	a	3:15.102	1:33.115	14	Carl RENNIE	b	6:21.612	1:34.678	14	Carl RENNIE	b	9:28.698	1:33.548
151	Darwyn YOUNG	b	3:17.070	1:37.045	151	Darwyn YOUNG	b	6:26.779	1:34.967	151	Darwyn YOUNG	b	9:36.787	1:35.150
2	Emlyn HUGHES	c	3:17.092	1:36.013	26	Dennis BOOTH	b	6:28.124	1:35.474	26	Dennis BOOTH	b	9:38.373	1:35.183
26	Dennis BOOTH	b	3:17.780	1:35.520	28	Paul GARTLAND	c	6:29.322	1:34.726	28	Paul GARTLAND	c	9:39.061	1:34.696
28	Paul GARTLAND	c	3:17.827	1:36.617	2	Emlyn HUGHES	c	6:30.827	1:35.197	2	Emlyn HUGHES	c	9:39.595	1:34.085
5	Paul LENNON	a	3:18.977	1:37.373	49	William COWDEN	b	6:32.738	1:34.932	88	Mark YOUNG	c	9:43.569	1:33.779
31	Eric WILSON	c	3:19.307	1:36.756	5	Paul LENNON	a	6:34.963	1:38.375	49	William COWDEN	b	9:46.008	1:35.772
88	Mark YOUNG	c	3:19.947	1:36.100	88	Mark YOUNG	c	6:35.477	1:37.778	31	Eric WILSON	c	9:49.771	1:36.041
49	William COWDEN	b	3:22.485	1:35.794	31	Eric WILSON	c	6:35.964	1:38.757	5	Paul LENNON	a	9:51.052	1:38.776
51	Mark MORGAN	c	3:22.778	1:37.708	161	Robert GORDON	c	6:37.771	1:36.310	161	Robert GORDON	c	9:53.030	1:37.274
161	Robert GORDON	c	3:23.717	1:37.529	37	Adrian TEASDALE	c	6:39.355	1:37.373	37	Adrian TEASDALE	c	9:54.760	1:37.477
37	Adrian TEASDALE	c	3:24.627	1:38.042	51	Mark MORGAN	c	6:40.314	1:39.505	51	Mark MORGAN	c	9:56.759	1:38.273
12	Stuart BAINBOROUGH	b	3:27.508	1:40.618	12	Stuart BAINBOROUGH	b	6:46.799	1:39.823	12	Stuart BAINBOROUGH	b	10:06.089	1:39.161
60	George SCOTT	b	3:27.995	1:40.658	60	George SCOTT	b	6:48.274	1:38.333	60	George SCOTT	b	10:08.061	1:39.808