




**Royal Hotel**  
**& BRAESIDE**  
**COOKSTOWN 100**

**Friday 25<sup>th</sup> & Saturday 26<sup>th</sup> April 2008**

**promoted by Cookstown & District MCC**  
[www.cookstown100.com](http://www.cookstown100.com)

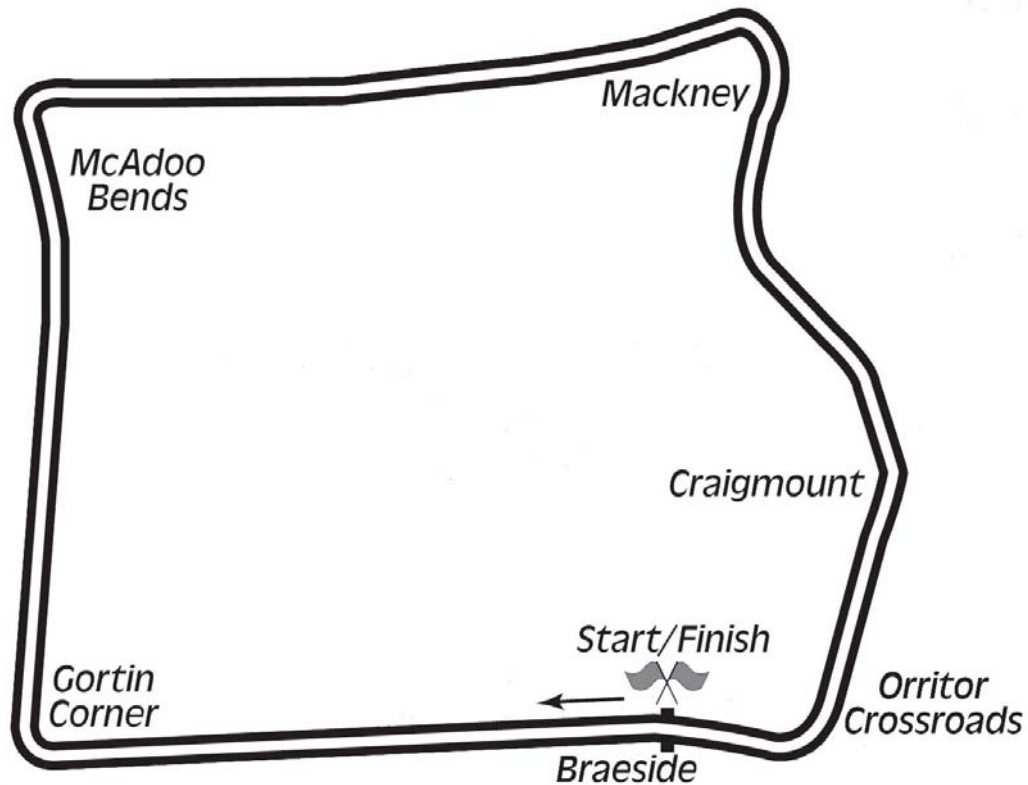


**COOKSTOWN TOWN CENTRE FORUM OPEN A**  
**&**  
**THE ROYAL HOTEL & BRAESIDE**  
**COOKSTOWN 100 A**



# Orritor Circuit

2.1 miles



## LAP RECORDS

Class	Rider	Machine	m	s	mph	Year
125cc	Darran Lindsay	Honda	1	34.778	79.765	2005
250cc	Davy Morgan	Honda	1	32.262	81.941	2006
Supersport 600	Cameron Donald (AUS)	Honda	1	27.250	86.648	2007
Open 1000cc	Cameron Donald (AUS)	Honda	1	25.292	88.637	2007
Senior Support	Gary Robinson	Yamaha 600	1	29.956	84.041	2007
Junior Support	Michael Dunlop	Yamaha 250	1	36.181	78.602	2006
Classic 1000cc	Wattie Brown	Norton 920	1	40.273	75.394	2006
Classic 500cc	Colin Rodgers	Honda	1	42.787	73.550	2004
Classic 350cc	Paul Coward	Honda	1	43.421	73.099	2004
Classic 250cc	Geoff McMullan	Suzuki	1	47.294	70.461	2006

# THE ROYAL HOTEL & BRAESIDE COOKSTOWN 1




**OPEN**  
**Group A Qualifying**  
**Friday, 25 April 2008**

Pos	Class	No	Name	Machine / Sponsor	----- Time	Best Lap Behind	----- Speed	On	Total Laps
1	OPEN	13	Adrian ARCHIBALD	Suzuki - AMA Racing	1:30.519		83.518	5	5
2	OPEN	61	John WALSH	Yamaha	1:30.526	0.007	83.512	5	5
3	OPEN	65	Michael SWEENEY	Yamaha - Street Sweep	1:31.911	1.392	82.253	2	3
4	OPEN	45	Martin FINNEGAN	Yamaha - JMF Team Millsport Racing	1:32.508	1.989	81.723	2	3
5	OPEN	34	Dwyer AGNEW	Suzuki	1:33.037	2.518	81.258	3	5
6	OPEN	70	Victor GILMORE	Yamaha 600 - T Lindsay	1:33.193	2.674	81.122	4	5
7	OPEN	82	Derek SHEILS	Suzuki	1:34.874	4.355	79.685	5	5
8	OPEN	4	Barry DAVIDSON	Honda 600 - Maine Road Racing	1:34.903	4.384	79.660	5	5
9	OPEN	79	Scott WILSON	Suzuki - PRF Racing	1:35.151	4.632	79.453	5	5
10	OPEN	1	Darren BURNS	Kawasaki - C4 / BT80 Supporters Club	1:35.627	5.108	79.057	4	5
11	OPEN	29	Ryan McCAY	Suzuki 600 - PRF Racing	1:36.223	5.704	78.567	5	5
12	OPEN	22	Stephen McILVENNA	Yamaha 600	1:36.633	6.114	78.234	5	5
13	OPEN	69	Peter NEWELL	Suzuki	1:37.795	7.276	77.305	4	5
14	OPEN	26	Dennis BOOTH	Yamaha 600	1:37.870	7.351	77.245	4	5
15	OPEN	12	Stuart BAINBOROUGH	Honda	1:39.178	8.659	76.227	4	5
16	OPEN	37	Adrian TEASDALE	Suzuki 600	1:41.209	10.690	74.697	5	5
17	OPEN	157	Adrian LOGUE	Suzuki 750	1:43.569	13.050	72.995	4	5

## Qualifying Classification

These Results are provisional and are subject to ratification by the Stewards of the Meeting.

Track	<b>Orritor</b>	Signed		Organising Club	<b>Cookstown &amp; District MCC</b>
Length(miles)	<b>2.1000</b>		Chief Timekeeper	Qualifying Started	<b>17:52:41.822</b>
Weather	<b>Cloudy</b>	Issued At:	18:03:17		
Track	<b>Damp</b>				





**OPEN**

**Group A Qualifying**

**Friday, 25 April 2008**

**DETAILED RESULT**

## Qualifying Classification

Position

**1** 13 Adrian ARCHIBALD

OPEN Behind

Best Time **1:30.519** Best Speed **83.518** On **5** Gp **a**

Lap	Elapsed Time	Lap Time	Lap Speed
1	2:02.550	2:02.550	61.689
2	3:34.055	1:31.505	82.618
3	5:05.110	1:31.055	83.027
4	6:36.100	1:30.990	83.086
5	8:06.619	1:30.519	83.518

**2** 61 John WALSH

OPEN Behind **0.007**

Best Time **1:30.526** Best Speed **83.512** On **5** Gp **a**

Lap	Elapsed Time	Lap Time	Lap Speed
1	2:02.235	2:02.235	61.848
2	3:34.929	1:32.694	81.559
3	5:06.611	1:31.682	82.459
4	6:37.961	1:31.350	82.759
5	8:08.487	1:30.526	83.512

**3** 65 Michael SWEENEY

OPEN Behind **1.392**

Best Time **1:31.911** Best Speed **82.253** On **2** Gp **a**

Lap	Elapsed Time	Lap Time	Lap Speed
1	2:01.734	2:01.734	62.103
2	3:33.645	1:31.911	82.253
3	9:43.268	6:09.623	20.453

**4** 45 Martin FINNEGAN

OPEN Behind **1.989**

Best Time **1:32.508** Best Speed **81.723** On **2** Gp **a**

Lap	Elapsed Time	Lap Time	Lap Speed
1	2:00.535	2:00.535	62.720
2	3:33.043	1:32.508	81.723
3	5:28.495	1:55.452	65.482

**5** 34 Dwyer AGNEW

OPEN Behind **2.518**

Best Time **1:33.037** Best Speed **81.258** On **3** Gp **a**

Lap	Elapsed Time	Lap Time	Lap Speed
1	2:27.776	2:27.776	51.159
2	4:02.996	1:35.220	79.395
3	5:36.033	1:33.037	81.258
4	7:09.642	1:33.609	80.761
5	8:43.294	1:33.652	80.724

## Qualifying Classification

Position

**6** 70 Victor GILMORE

OPEN Behind **2.674**

Best Time **1:33.193** Best Speed **81.122** On **4** Gp **a**

Lap	Elapsed Time	Lap Time	Lap Speed
1	2:16.654	2:16.654	55.322
2	3:56.220	1:39.566	75.930
3	5:32.957	1:36.737	78.150
4	7:06.150	1:33.193	81.122
5	8:39.377	1:33.227	81.092

**7** 82 Derek SHEILS

OPEN Behind **4.355**

Best Time **1:34.874** Best Speed **79.685** On **5** Gp **a**

Lap	Elapsed Time	Lap Time	Lap Speed
1	2:11.534	2:11.534	57.476
2	3:49.530	1:37.996	77.146
3	5:25.934	1:36.404	78.420
4	7:01.466	1:35.532	79.136
5	8:36.340	1:34.874	79.685

**8** 4 Barry DAVIDSON

OPEN Behind **4.384**

Best Time **1:34.903** Best Speed **79.660** On **5** Gp **a**

Lap	Elapsed Time	Lap Time	Lap Speed
1	2:11.702	2:11.702	57.402
2	3:48.403	1:36.701	78.179
3	5:25.597	1:37.194	77.783
4	7:01.233	1:35.636	79.050
5	8:36.136	1:34.903	79.660

**9** 79 Scott WILSON

OPEN Behind **4.632**

Best Time **1:35.151** Best Speed **79.453** On **5** Gp **a**

Lap	Elapsed Time	Lap Time	Lap Speed
1	2:28.838	2:28.838	50.793
2	4:07.423	1:38.585	76.685
3	5:45.690	1:38.267	76.933
4	7:23.817	1:38.127	77.043
5	8:58.968	1:35.151	79.453





**OPEN**  
**Group A Qualifying**  
**Friday, 25 April 2008**  
**DETAILED RESULT**

## Qualifying Classification

Position

### **10** 1 Darren BURNS

OPEN Behind 5.108

Best Time 1:35.627 Best Speed 79.057 On 4 Gp a

Lap	Elapsed Time	Lap Time	Lap Speed
1	2:17.511	2:17.511	54.977
2	3:55.511	1:38.000	77.143
3	5:32.868	1:37.357	77.652
4	7:08.495	1:35.627	79.057
5	8:47.264	1:38.769	76.542

### **11** 29 Ryan McCAY

OPEN Behind 5.704

Best Time 1:36.223 Best Speed 78.567 On 5 Gp a

Lap	Elapsed Time	Lap Time	Lap Speed
1	2:25.225	2:25.225	52.057
2	4:05.746	1:40.521	75.208
3	5:45.510	1:39.764	75.779
4	7:24.055	1:38.545	76.716
5	9:00.278	1:36.223	78.567

### **12** 22 Stephen McILVENNA

OPEN Behind 6.114

Best Time 1:36.633 Best Speed 78.234 On 5 Gp a

Lap	Elapsed Time	Lap Time	Lap Speed
1	2:17.760	2:17.760	54.878
2	3:55.920	1:38.160	77.017
3	5:34.109	1:38.189	76.994
4	7:10.901	1:36.792	78.106
5	8:47.534	1:36.633	78.234

### **13** 69 Peter NEWELL

OPEN Behind 7.276

Best Time 1:37.795 Best Speed 77.305 On 4 Gp a

Lap	Elapsed Time	Lap Time	Lap Speed
1	2:29.317	2:29.317	50.631
2	4:08.430	1:39.113	76.277
3	5:47.582	1:39.152	76.247
4	7:25.377	1:37.795	77.305
5	9:03.885	1:38.508	76.745

## Qualifying Classification

Position

### **14** 26 Dennis BOOTH

OPEN Behind 7.351

Best Time 1:37.870 Best Speed 77.245 On 4 Gp a

Lap	Elapsed Time	Lap Time	Lap Speed
1	2:27.221	2:27.221	51.351
2	4:07.014	1:39.793	75.757
3	5:46.372	1:39.358	76.088
4	7:24.242	1:37.870	77.245
5	9:03.476	1:39.234	76.184

### **15** 12 Stuart BAINBOROUGH

OPEN Behind 8.659

Best Time 1:39.178 Best Speed 76.227 On 4 Gp a

Lap	Elapsed Time	Lap Time	Lap Speed
1	2:22.575	2:22.575	53.025
2	4:03.728	1:41.153	74.738
3	5:44.314	1:40.586	75.160
4	7:23.492	1:39.178	76.227
5	9:03.325	1:39.833	75.726

### **16** 37 Adrian TEASDALE

OPEN Behind 10.690

Best Time 1:41.209 Best Speed 74.697 On 5 Gp a

Lap	Elapsed Time	Lap Time	Lap Speed
1	2:33.928	2:33.928	49.114
2	4:15.573	1:41.645	74.377
3	5:57.526	1:41.953	74.152
4	7:39.173	1:41.647	74.375
5	9:20.382	1:41.209	74.697

### **17** 157 Adrian LOGUE

OPEN Behind 13.050

Best Time 1:43.569 Best Speed 72.995 On 4 Gp a

Lap	Elapsed Time	Lap Time	Lap Speed
1	2:39.627	2:39.627	47.360
2	4:26.045	1:46.418	71.041
3	6:10.830	1:44.785	72.148
4	7:54.399	1:43.569	72.995
5	9:38.180	1:43.781	72.846






**OPEN**  
**Group B Qualifying**  
**Friday, 25 April 2008**

Pos	Class	No	Name	Machine / Sponsor	----- Time	Best Lap Behind	Speed	----- On	Total Laps
1	OPEN	24	Keith AMOR	Honda 600 - Wilson Craig Racing	1:44.834		72.114	3	3
2	OPEN	23	Andrew BRADY	Honda - T7 Murray Racing	1:45.918	1.084	71.376	3	3
3	OPEN	66	Mark BUCKLEY	Triumph 675 - www.triumphmotorsports.co.uk	1:46.627	1.793	70.901	3	3
4	OPEN	30	Wayne KENNEDY	Yamaha 600 - GB Racing/Doon's Stores	1:46.868	2.034	70.741	3	3
5	OPEN	9	Wayne KIRWAN	Yamaha - JD's Motorcycles	1:47.913	3.079	70.056	2	3
6	OPEN	93	Paul CRANSTON	Honda - P & J	1:48.466	3.632	69.699	3	3
7	OPEN	5	Noel HUDSON	Kawasaki - AJS	1:48.846	4.012	69.456	3	3
8	OPEN	44	Craig GIBSON	Suzuki 600 - Team Polaris Racing	1:49.442	4.608	69.078	3	3
9	OPEN	14	Carl RENNIE	Suzuki - PRF Racing	1:49.536	4.702	69.018	3	3
10	OPEN	85	Philip SHANNON	Honda 600	1:49.753	4.919	68.882	3	3
11	OPEN	76	Andrew NEILL	Yamaha 600 - Moira MRC	1:50.123	5.289	68.651	3	3
12	OPEN	27	James McCANN	Suzuki 750 - Highway Barrier Solutions	1:50.142	5.308	68.639	3	3
13	OPEN	35	TREVOR FERGUSON	Triumph 675	1:50.814	5.980	68.222	3	3
14	OPEN	52	Andrew BROWN	Aprilia - Freeway Lift Services	1:51.252	6.418	67.954	3	3
15	OPEN	6	William DUNLOP	Suzuki - Raymond Lilley Electrical	1:51.842	7.008	67.595	2	3
16	OPEN	10	Ivan LINTIN	Suzuki - JML / McKinstry	1:52.702	7.868	67.080	3	3
17	OPEN	51	Paul LENNON	Yamaha	1:52.703	7.869	67.079	3	3
18	OPEN	31	Eric WILSON	Yamaha	1:58.629	13.795	63.728	3	3
19	OPEN	161	Robert GORDON	Honda 600	2:02.484	17.650	61.722	3	3
20	OPEN	71	Davy MORGAN	Honda - CSC Branson Racing	32:56.261	31:11.427	3.825	1	1

## Qualifying Classification

These Results are provisional and are subject to ratification by the Stewards of the Meeting.

Track	<b>Orritor</b>	Signed		Organising Club	<b>Cookstown &amp; District MCC</b>
Length(miles)	<b>2.1000</b>		Chief Timekeeper	Qualifying Started	<b>18:11:20.127</b>
Weather	<b>Raining</b>	Issued At:	18:55:55		
Track	<b>Wet</b>				





**OPEN**  
**Group B Qualifying**  
**Friday, 25 April 2008**  
**DETAILED RESULT**

**Qualifying Classification**

Position

**1** **24 Keith AMOR**

OPEN Behind **1.084**  
 Best Time **1:44.834** Best Speed **72.114** On **3** Gp **a**

Lap	Elapsed Time	Lap Time	Lap Speed
1	32:41.379	32:41.379	3.854
2	34:26.943	1:45.564	71.615
3	36:11.777	1:44.834	72.114

**2** **23 Andrew BRADY**

OPEN Behind **1.084**  
 Best Time **1:45.918** Best Speed **71.376** On **3** Gp **a**

Lap	Elapsed Time	Lap Time	Lap Speed
1	32:25.935	32:25.935	3.885
2	34:12.624	1:46.689	70.860
3	35:58.542	1:45.918	71.376

**3** **66 Mark BUCKLEY**

OPEN Behind **1.793**  
 Best Time **1:46.627** Best Speed **70.901** On **3** Gp **a**

Lap	Elapsed Time	Lap Time	Lap Speed
1	32:30.823	32:30.823	3.875
2	34:19.547	1:48.724	69.534
3	36:06.174	1:46.627	70.901

**4** **30 Wayne KENNEDY**

OPEN Behind **2.034**  
 Best Time **1:46.868** Best Speed **70.741** On **3** Gp **a**

Lap	Elapsed Time	Lap Time	Lap Speed
1	32:13.497	32:13.497	3.910
2	34:01.189	1:47.692	70.200
3	35:48.057	1:46.868	70.741

**5** **9 Wayne KIRWAN**

OPEN Behind **3.079**  
 Best Time **1:47.913** Best Speed **70.056** On **2** Gp **a**

Lap	Elapsed Time	Lap Time	Lap Speed
1	32:41.886	32:41.886	3.853
2	34:29.799	1:47.913	70.056
3	36:18.194	1:48.395	69.745

**Qualifying Classification**

Position

**6** **93 Paul CRANSTON**

OPEN Behind **3.632**  
 Best Time **1:48.466** Best Speed **69.699** On **3** Gp **a**

Lap	Elapsed Time	Lap Time	Lap Speed
1	32:33.231	32:33.231	3.871
2	34:22.097	1:48.866	69.443
3	36:10.563	1:48.466	69.699

**7** **5 Noel HUDSON**

OPEN Behind **4.012**  
 Best Time **1:48.846** Best Speed **69.456** On **3** Gp **a**

Lap	Elapsed Time	Lap Time	Lap Speed
1	32:19.321	32:19.321	3.898
2	34:09.544	1:50.223	68.588
3	35:58.390	1:48.846	69.456

**8** **44 Craig GIBSON**

OPEN Behind **4.608**  
 Best Time **1:49.442** Best Speed **69.078** On **3** Gp **a**

Lap	Elapsed Time	Lap Time	Lap Speed
1	32:24.767	32:24.767	3.887
2	34:16.318	1:51.551	67.772
3	36:05.760	1:49.442	69.078

**9** **14 Carl RENNIE**

OPEN Behind **4.702**  
 Best Time **1:49.536** Best Speed **69.018** On **3** Gp **a**

Lap	Elapsed Time	Lap Time	Lap Speed
1	32:51.364	32:51.364	3.835
2	34:41.836	1:50.472	68.434
3	36:31.372	1:49.536	69.018

**10** **85 Philip SHANNON**

OPEN Behind **4.919**  
 Best Time **1:49.753** Best Speed **68.882** On **3** Gp **a**

Lap	Elapsed Time	Lap Time	Lap Speed
1	32:20.042	32:20.042	3.897
2	34:10.924	1:50.882	68.181
3	36:00.677	1:49.753	68.882





**OPEN**  
**Group B Qualifying**  
**Friday, 25 April 2008**  
**DETAILED RESULT**

**Qualifying Classification**

Position

**11** **76 Andrew NEILL**

OPEN Behind **5.289**  
 Best Time **1:50.123** Best Speed **68.651** On **3** Gp **a**

Lap	Elapsed Time	Lap Time	Lap Speed
1	32:19.719	32:19.719	3.897
2	34:11.457	1:51.738	67.658
3	36:01.580	1:50.123	68.651

**12** **27 James McCANN**

OPEN Behind **5.308**  
 Best Time **1:50.142** Best Speed **68.639** On **3** Gp **a**

Lap	Elapsed Time	Lap Time	Lap Speed
1	32:24.236	32:24.236	3.888
2	34:15.174	1:50.938	68.146
3	36:05.316	1:50.142	68.639

**13** **35 TREVOR FERGUSON**

OPEN Behind **5.980**  
 Best Time **1:50.814** Best Speed **68.222** On **3** Gp **a**

Lap	Elapsed Time	Lap Time	Lap Speed
1	32:50.346	32:50.346	3.837
2	34:43.386	1:53.040	66.879
3	36:34.200	1:50.814	68.222

**14** **52 Andrew BROWN**

OPEN Behind **6.418**  
 Best Time **1:51.252** Best Speed **67.954** On **3** Gp **a**

Lap	Elapsed Time	Lap Time	Lap Speed
1	32:47.180	32:47.180	3.843
2	34:39.171	1:51.991	67.505
3	36:30.423	1:51.252	67.954

**15** **6 William DUNLOP**

OPEN Behind **7.008**  
 Best Time **1:51.842** Best Speed **67.595** On **2** Gp **a**

Lap	Elapsed Time	Lap Time	Lap Speed
1	32:46.993	32:46.993	3.843
2	34:38.835	1:51.842	67.595
3	36:44.011	2:05.176	60.395

**Qualifying Classification**

Position

**16** **10 Ivan LINTIN**

OPEN Behind **7.868**  
 Best Time **1:52.702** Best Speed **67.080** On **3** Gp **a**

Lap	Elapsed Time	Lap Time	Lap Speed
1	32:55.583	32:55.583	3.827
2	34:52.253	1:56.670	64.798
3	36:44.955	1:52.702	67.080

**17** **51 Paul LENNON**

OPEN Behind **7.869**  
 Best Time **1:52.703** Best Speed **67.079** On **3** Gp **a**

Lap	Elapsed Time	Lap Time	Lap Speed
1	32:58.696	32:58.696	3.821
2	34:52.469	1:53.773	66.448
3	36:45.172	1:52.703	67.079

**18** **31 Eric WILSON**

OPEN Behind **13.795**  
 Best Time **1:58.629** Best Speed **63.728** On **3** Gp **a**

Lap	Elapsed Time	Lap Time	Lap Speed
1	32:37.235	32:37.235	3.863
2	34:36.773	1:59.538	63.243
3	36:35.402	1:58.629	63.728

**19** **161 Robert GORDON**

OPEN Behind **17.650**  
 Best Time **2:02.484** Best Speed **61.722** On **3** Gp **a**

Lap	Elapsed Time	Lap Time	Lap Speed
1	32:50.882	32:50.882	3.836
2	34:54.556	2:03.674	61.128
3	36:57.040	2:02.484	61.722

**20** **71 Davy MORGAN**

OPEN Behind **31:11.427**  
 Best Time **32:56.261** Best Speed **3.825** On **1** Gp **a**

Lap	Elapsed Time	Lap Time	Lap Speed
1	32:56.261	32:56.261	3.825








**OPEN**  
**Group C Qualifying**  
**Friday, 25 April 2008**

Pos	Class	No	Name	Machine / Sponsor	----- Time	Best Lap ----- Behind	Speed	On	Total Laps
1	OPEN	169	Gary JOHNSON	Honda - Robinson Concrete/Uel Duncan	1:41.208		74.698	3	4
2	OPEN	77	Ryan FARQUHAR	Kawasaki - McAdoo Kawasaki Racing	1:41.764	0.556	74.290	3	3
3	OPEN	7	Adrian McFARLAND	Suzuki - Team Hardship Racing	1:42.464	1.256	73.782	3	4
4	OPEN	99	Andrew COURTNEY	Yamaha - Team Hardship Racing	1:43.387	2.179	73.123	3	4
5	OPEN	11	Rob FROST	Yamaha - CD Racing	1:45.653	4.445	71.555	3	4
6	OPEN	28	Paul GARTLAND	Suzuki	1:46.336	5.128	71.095	3	4
7	OPEN	39	James REDPATH	Suzuki - JK	1:46.885	5.677	70.730	3	4
8	OPEN	3	Michael DUNLOP	Yamaha	1:47.913	6.705	70.056	3	3
9	OPEN	16	John BURROWS	Honda - HM Sports Motorhomes	1:48.187	6.979	69.879	3	3
10	OPEN	56	Tony CZYZEWSKI	Suzuki	1:49.056	7.848	69.322	3	4
11	OPEN	57	Ian MORRELL	Honda 250 - Hughes & Stewart Contractor	1:49.404	8.196	69.102	3	4
12	OPEN	149	Kevn STROWGER	TSR Honda 250 - Dave Sandland	1:51.655	10.447	67.709	2	4
13	OPEN	92	Keith STEWART	Kawasaki - VRS Racing	1:52.971	11.763	66.920	3	3
14	OPEN	64	Stephen McKNIGHT	Kawasaki - Anglo Irish Racing	1:53.697	12.489	66.493	3	3
15	OPEN	19	Coyles WRIGHT	Kawasaki	1:55.295	14.087	65.571	3	3
16	OPEN	50	James BRESLIN	Kawasaki	1:55.403	14.195	65.510	3	4
17	OPEN	115	Roger MAHER	Yamaha - Back Racing/Specials Ireland	1:56.335	15.127	64.985	3	3
18	OPEN	73	Derek COSTELLO	Yamaha 600	2:00.021	18.813	62.989	3	3
19	OPEN	80	Phill ARCHER	Triumph 675	2:05.571	24.363	60.205	3	3
20	OPEN	36	Phil HARVEY	Honda 250 - Milton House Transport	2:09.199	27.991	58.514	2	2
21	OPEN	191	Jack WILLIAMSON	Suzuki 750 - Maineside Racing	2:32.254	51.046	49.654	1	1

## Qualifying Classification

These Results are provisional and are subject to ratification by the Stewards of the Meeting.

Track	<b>Orritor</b>	Signed		Organising Club	<b>Cookstown &amp; District MCC</b>
Length(miles)	<b>2.1000</b>		Chief Timekeeper	Qualifying Started	<b>18:55:15.295</b>
Weather	<b>Raining</b>	Issued At:	19:04:32		
Track	<b>Wet</b>				





**OPEN**  
**Group C Qualifying**  
**Friday, 25 April 2008**  
**DETAILED RESULT**

**Qualifying Classification**

Position

**1** 169 Gary JOHNSON

OPEN Behind

Best Time **1:41.208** Best Speed **74.698** On **3** Gp **a**

Lap	Elapsed Time	Lap Time	Lap Speed
1	2:45.935	2:45.935	45.560
2	4:30.703	1:44.768	72.159
3	6:11.911	1:41.208	74.698
4	8:23.696	2:11.785	57.366

**2** 77 Ryan FARQUHAR

OPEN Behind **0.556**

Best Time **1:41.764** Best Speed **74.290** On **3** Gp **a**

Lap	Elapsed Time	Lap Time	Lap Speed
1	2:23.909	2:23.909	52.533
2	4:08.195	1:44.286	72.493
3	5:49.959	1:41.764	74.290

**3** 7 Adrian McFARLAND

OPEN Behind **1.256**

Best Time **1:42.464** Best Speed **73.782** On **3** Gp **a**

Lap	Elapsed Time	Lap Time	Lap Speed
1	2:05.286	2:05.286	60.342
2	3:49.067	1:43.781	72.846
3	5:31.531	1:42.464	73.782
4	7:35.190	2:03.659	61.136

**4** 99 Andrew COURTNEY

OPEN Behind **2.179**

Best Time **1:43.387** Best Speed **73.123** On **3** Gp **a**

Lap	Elapsed Time	Lap Time	Lap Speed
1	2:06.138	2:06.138	59.934
2	3:52.186	1:46.048	71.288
3	5:35.573	1:43.387	73.123
4	7:37.711	2:02.138	61.897

**5** 11 Rob FROST

OPEN Behind **4.445**

Best Time **1:45.653** Best Speed **71.555** On **3** Gp **a**

Lap	Elapsed Time	Lap Time	Lap Speed
1	2:49.644	2:49.644	44.564
2	4:38.507	1:48.863	69.445
3	6:24.160	1:45.653	71.555
4	8:21.632	1:57.472	64.356

**Qualifying Classification**

Position

**6** 28 Paul GARTLAND

OPEN Behind **5.128**

Best Time **1:46.336** Best Speed **71.095** On **3** Gp **a**

Lap	Elapsed Time	Lap Time	Lap Speed
1	2:05.830	2:05.830	60.081
2	3:54.727	1:48.897	69.423
3	5:41.063	1:46.336	71.095
4	7:52.371	2:11.308	57.575

**7** 39 James REDPATH

OPEN Behind **5.677**

Best Time **1:46.885** Best Speed **70.730** On **3** Gp **a**

Lap	Elapsed Time	Lap Time	Lap Speed
1	2:10.720	2:10.720	57.834
2	4:00.179	1:49.459	69.067
3	5:47.064	1:46.885	70.730
4	7:56.600	2:09.536	58.362

**8** 3 Michael DUNLOP

OPEN Behind **6.705**

Best Time **1:47.913** Best Speed **70.056** On **3** Gp **a**

Lap	Elapsed Time	Lap Time	Lap Speed
1	3:20.704	3:20.704	37.667
2	5:12.824	1:52.120	67.428
3	7:00.737	1:47.913	70.056

**9** 16 John BURROWS

OPEN Behind **6.979**

Best Time **1:48.187** Best Speed **69.879** On **3** Gp **a**

Lap	Elapsed Time	Lap Time	Lap Speed
1	2:26.428	2:26.428	51.629
2	4:15.634	1:49.206	69.227
3	6:03.821	1:48.187	69.879

**10** 56 Tony CZYZEWSKI

OPEN Behind **7.848**

Best Time **1:49.056** Best Speed **69.322** On **3** Gp **a**

Lap	Elapsed Time	Lap Time	Lap Speed
1	2:23.677	2:23.677	52.618
2	4:14.533	1:50.856	68.197
3	6:03.589	1:49.056	69.322
4	8:15.282	2:11.693	57.406





**OPEN**  
**Group C Qualifying**  
**Friday, 25 April 2008**  
**DETAILED RESULT**

**Qualifying Classification**

Position  
**11** **57 Ian MORRELL**

OPEN Behind **8.196**  
 Best Time **1:49.404** Best Speed **69.102** On **3** Gp **a**

Lap	Elapsed Time	Lap Time	Lap Speed
1	2:25.427	2:25.427	51.985
2	4:16.729	1:51.302	67.923
3	6:06.133	1:49.404	69.102
4	8:17.619	2:11.486	57.497

**12** **149 Kevn STROWGER**

OPEN Behind **10.447**  
 Best Time **1:51.655** Best Speed **67.709** On **2** Gp **a**

Lap	Elapsed Time	Lap Time	Lap Speed
1	2:41.811	2:41.811	46.721
2	4:33.466	1:51.655	67.709
3	6:28.268	1:54.802	65.853
4	8:47.226	2:18.958	54.405

**13** **92 Keith STEWART**

OPEN Behind **11.763**  
 Best Time **1:52.971** Best Speed **66.920** On **3** Gp **a**

Lap	Elapsed Time	Lap Time	Lap Speed
1	2:49.334	2:49.334	44.645
2	4:45.102	1:55.768	65.303
3	6:38.073	1:52.971	66.920

**14** **64 Stephen McKNIGHT**

OPEN Behind **12.489**  
 Best Time **1:53.697** Best Speed **66.493** On **3** Gp **a**

Lap	Elapsed Time	Lap Time	Lap Speed
1	3:02.052	3:02.052	41.527
2	5:00.929	1:58.877	63.595
3	6:54.626	1:53.697	66.493

**15** **19 Coyles WRIGHT**

OPEN Behind **14.087**  
 Best Time **1:55.295** Best Speed **65.571** On **3** Gp **a**

Lap	Elapsed Time	Lap Time	Lap Speed
1	3:10.943	3:10.943	39.593
2	5:10.405	1:59.462	63.284
3	7:05.700	1:55.295	65.571

**Qualifying Classification**

Position  
**16** **50 James BRESLIN**

OPEN Behind **14.195**  
 Best Time **1:55.403** Best Speed **65.510** On **3** Gp **a**

Lap	Elapsed Time	Lap Time	Lap Speed
1	2:34.324	2:34.324	48.988
2	4:32.519	1:58.195	63.962
3	6:27.922	1:55.403	65.510
4	8:43.462	2:15.540	55.777

**17** **115 Roger MAHER**

OPEN Behind **15.127**  
 Best Time **1:56.335** Best Speed **64.985** On **3** Gp **a**

Lap	Elapsed Time	Lap Time	Lap Speed
1	2:47.514	2:47.514	45.131
2	4:45.783	1:58.269	63.922
3	6:42.118	1:56.335	64.985

**18** **73 Derek COSTELLO**

OPEN Behind **18.813**  
 Best Time **2:00.021** Best Speed **62.989** On **3** Gp **a**

Lap	Elapsed Time	Lap Time	Lap Speed
1	2:49.092	2:49.092	44.709
2	4:50.993	2:01.901	62.018
3	6:51.014	2:00.021	62.989

**19** **80 Phill ARCHER**

OPEN Behind **24.363**  
 Best Time **2:05.571** Best Speed **60.205** On **3** Gp **a**

Lap	Elapsed Time	Lap Time	Lap Speed
1	2:33.735	2:33.735	49.176
2	4:39.472	2:05.737	60.126
3	6:45.043	2:05.571	60.205

**20** **36 Phil HARVEY**

OPEN Behind **27.991**  
 Best Time **2:09.199** Best Speed **58.514** On **2** Gp **a**

Lap	Elapsed Time	Lap Time	Lap Speed
1	3:13.577	3:13.577	39.054
2	5:22.776	2:09.199	58.514





OPEN

Group C Qualifying

Friday, 25 April 2008

DETAILED RESULT

## Qualifying Classification

Position

**21** 191 Jack WILLIAMSON

OPEN Behind 51.046

Best Time 2:32.254 Best Speed 49.654 On 1 Gp a

Lap	Elapsed Time	Lap Time	Lap Speed
1	2:32.254	2:32.254	49.654



**THE ROYAL HOTEL & BRAESIDE COOKSTOWN 100**

OPEN Orritor 2.100 Miles  
 R3: Cookstown Town Centre Forum Race A 26/04/2008 11:30  
 Race (10 Laps)

11	<u>4</u> 31	<u>3</u> 32		
10	<u>82</u> 28	<u>39</u> 29	<u>5</u> 30	<b>C</b>
9	<u>70</u> 25	<u>28</u> 26	<u>93</u> 27	
8	<u>22</u>	<u>23</u>	<u>24</u>	
7	<u>9</u> 19	<u>20</u>	<u>21</u>	
6	<u>30</u> 16	<u>34</u> 17	<u>11</u> 18	<b>B</b>
5	<u>7</u> 13	<u>66</u> 14	<u>45</u> 15	
4	<u>10</u>	<u>11</u>	<u>12</u>	
3	<u>65</u> 7	<u>8</u>	<u>9</u>	
2	<u>61</u> 4	<u>77</u> 5	<u>23</u> 6	<b>A</b>
1	<u>13</u> 1	<u>169</u> 2	<u>24</u> 3	



THE ROYAL HOTEL & BRAESIDE COOKSTOWN 100

OPEN  
R10: Royal Hotel & Braeside Cookstown 100 Race A  
Race (10 Laps)

Orritor 2.100 Miles  
26/04/2008 15:00

11	<u>5</u> 31	<u>4</u> 32		
10	<u>93</u> 28	<u>82</u> 29	<u>39</u> 30	C
9	<u>9</u> 25	<u>70</u> 26	<u>28</u> 27	
<hr/>				
8	<u>22</u> 19	<u>23</u> 20	<u>24</u> 21	
7	<u>11</u> 19	<u>30</u> 17	<u>34</u> 18	B
6	<u>45</u> 16	<u>66</u> 14	<u>99</u> 15	
<hr/>				
4	<u>10</u> 7	<u>11</u> 8	<u>12</u> 9	
3	<u>7</u> 7	<u>77</u> 5	<u>23</u> 6	A
2	<u>61</u> 4	<u>169</u> 2	<u>24</u> 3	
1	<u>13</u> 1			



# THE ROYAL HOTEL & BRAESIDE COOKSTOWN 100



OPEN

Race 5 - Cookstown Town Centre Forum Open A

Saturday, 26 April 2008

Pos	Class	No	Name	Machine / Sponsor	Gp	Laps	Total Time	Behind	Speed	-----Best Lap-----		
										Time	Speed	On
<b>Race Classification</b>												
1	OPEN	77	Ryan FARQUHAR	Kawasaki - McAdoo Kawasaki Racing	a	10	14:36.904		86.212	1:25.935	87.973	10
2	OPEN	45	Martin FINNEGAN	Yamaha - JMF Team Millsport Racing	b	10	14:42.870	5.966	85.630	1:27.100	86.797	9
3	OPEN	24	Keith AMOR	Honda 600 - Wilson Craig Racing	a	10	14:47.337	10.433	85.199	1:27.248	86.650	10
4	OPEN	169	Gary JOHNSON	Honda - Robinson Concrete/Uel Duncan	a	10	14:47.644	10.740	85.169	1:26.525	87.374	8
5	OPEN	61	John WALSH	Yamaha	a	10	14:58.048	21.144	84.183	1:27.638	86.264	9
6	OPEN	65	Michael SWEENEY	Yamaha - Street Sweep	a	10	15:04.248	27.344	83.605	1:28.824	85.112	8
7	OPEN	70	Victor GILMORE	Yamaha 600 - T Lindsay	c	10	15:13.452	36.548	82.763	1:29.182	84.770	10
8	OPEN	9	Wayne KIRWAN	Yamaha - JD's Motorcycles	b	10	15:19.452	42.548	82.223	1:30.858	83.207	6
9	OPEN	16	John BURROWS	Honda - HM Sports Motorhomes	c	10	15:29.009	52.105	81.377	1:30.376	83.651	9
10	OPEN	39	James REDPATH	Suzuki - JK	c	10	15:31.505	54.601	81.159	1:31.839	82.318	10
11	OPEN	28	Paul GARTLAND	Suzuki	c	10	15:32.208	55.304	81.098	1:31.255	82.845	10
12	OPEN	82	Derek SHEILS	Triumph 675 - Absol Engineering	c	10	15:34.062	57.158	80.937	1:31.557	82.572	7
13	OPEN	93	Paul CRANSTON	Honda - P & J	c	10	15:35.379	58.475	80.823	1:31.671	82.469	9
14	OPEN	30	Wayne KENNEDY	Yamaha 600 - GB Racing/Doon's Stores	b	10	15:49.894	1:12.990	79.588	1:32.821	81.447	8
15	OPEN	7	Adrian McFARLAND	Suzuki - Team Hardship Racing	b	10	15:52.774	1:15.870	79.347	1:33.011	81.281	8
16	OPEN	66	Mark BUCKLEY	Triumph 675 - triumphmotorsports.co.uk	b	10	15:53.586	1:16.682	79.280	1:33.136	81.172	10
17	OPEN	5	Noel HUDSON	Kawasaki - AJS	c	9	14:37.206	1 Lap	77.564	1:34.714	79.819	8


## Fastest Lap

OPEN	77	Ryan FARQUHAR	Kawasaki - McAdoo Kawasaki Racing	a						1:25.935	87.973	10
------	----	---------------	-----------------------------------	---	--	--	--	--	--	----------	--------	----

## Not Classified

DNF	OPEN	3	Michael DUNLOP	Yamaha	c	2	3:27.149	8 Laps	72.991	1:43.259	73.214	1
DNF	OPEN	13	Adrian ARCHIBALD	Suzuki - AMA Racing	a	1	1:35.512	9 Laps	79.152	1:35.512	79.152	1
DNF	OPEN	23	Andrew BRADY	Honda - T7 Murray Racing	a	1	1:36.182	0.670	78.601	1:36.182	78.601	1

These Results are provisional and are subject to ratification by the Stewards of the Meeting.

Track	Orritor	Signed		Organising Club	Cookstown & District MCC
Length(miles)	2.1000		Chief Timekeeper	Warmup Started	
Weather	Sunny	Issued At:	13:47:57	Race Started	13:27:22.749
Track	Dry			Gp Time Diff - b	8.706 / c 18.748





OPEN

Race 5 - Cookstown Town Centre Forum Open A

Saturday, 26 April 2008

DETAILED RESULT

**Race Classification**

**1** 77 Ryan FARQUHAR

Total Time **14:36.904** Avg Speed **86.212** Behind  
Best Time **1:25.935** Best Speed **87.973** On **10** Gp **a**

Lap	Elapsed Time	Lap Time	Lap Speed
1	1:35.307	1:35.307	79.323
2	3:03.270	1:27.963	85.945
3	4:30.808	1:27.538	86.362
4	5:57.711	1:26.903	86.994
5	7:24.442	1:26.731	87.166
6	8:50.810	1:26.368	87.532
7	10:17.257	1:26.447	87.452
8	11:44.780	1:27.523	86.377
9	13:10.969	1:26.189	87.714
10	14:36.904	1:25.935	87.973

**2** 45 Martin FINNEGAN

Total Time **14:42.870** Avg Speed **85.630** Behind **5.966**  
Best Time **1:27.100** Best Speed **86.797** On **9** Gp **b**

Lap	Elapsed Time	Lap Time	Lap Speed
1	1:34.468	1:34.468	80.027
2	3:02.786	1:28.318	85.600
3	4:30.610	1:27.824	86.081
4	5:58.316	1:27.706	86.197
5	7:26.662	1:28.346	85.573
6	8:53.899	1:27.237	86.660
7	10:21.101	1:27.202	86.695
8	11:48.334	1:27.233	86.664
9	13:15.434	1:27.100	86.797
10	14:42.870	1:27.436	86.463

**3** 24 Keith AMOR

Total Time **14:47.337** Avg Speed **85.199** Behind **10.433**  
Best Time **1:27.248** Best Speed **86.650** On **10** Gp **a**

Lap	Elapsed Time	Lap Time	Lap Speed
1	1:36.345	1:36.345	78.468
2	3:05.594	1:29.249	84.707
3	4:35.002	1:29.408	84.556
4	6:02.360	1:27.358	86.540
5	7:29.820	1:27.460	86.440
6	8:57.270	1:27.450	86.449
7	10:24.872	1:27.602	86.299
8	11:52.461	1:27.589	86.312
9	13:20.089	1:27.628	86.274
10	14:47.337	1:27.248	86.650

**Race Classification**

**4** 169 Gary JOHNSON

Total Time **14:47.644** Avg Speed **85.169** Behind **10.740**  
Best Time **1:26.525** Best Speed **87.374** On **8** Gp **a**

Lap	Elapsed Time	Lap Time	Lap Speed
1	1:32.105	1:32.105	82.080
2	3:08.265	1:36.160	78.619
3	4:36.095	1:27.830	86.075
4	6:05.730	1:29.635	84.342
5	7:32.757	1:27.027	86.870
6	8:59.593	1:26.836	87.061
7	10:26.693	1:27.100	86.797
8	11:53.218	1:26.525	87.374
9	13:20.711	1:27.493	86.407
10	14:47.644	1:26.933	86.964

**5** 61 John WALSH

Total Time **14:58.048** Avg Speed **84.183** Behind **21.144**  
Best Time **1:27.638** Best Speed **86.264** On **9** Gp **a**

Lap	Elapsed Time	Lap Time	Lap Speed
1	1:35.147	1:35.147	79.456
2	3:05.420	1:30.273	83.746
3	4:35.537	1:30.117	83.891
4	6:06.374	1:30.837	83.226
5	7:35.226	1:28.852	85.085
6	9:04.880	1:29.654	84.324
7	10:33.299	1:28.419	85.502
8	12:01.867	1:28.568	85.358
9	13:29.505	1:27.638	86.264
10	14:58.048	1:28.543	85.382


**6** 65 Michael SWEENEY

Total Time **15:04.248** Avg Speed **83.605** Behind **27.344**  
Best Time **1:28.824** Best Speed **85.112** On **8** Gp **a**

Lap	Elapsed Time	Lap Time	Lap Speed
1	1:37.050	1:37.050	77.898
2	3:07.351	1:30.301	83.720
3	4:37.971	1:30.620	83.425
4	6:07.802	1:29.831	84.158
5	7:37.036	1:29.234	84.721
6	9:06.909	1:29.873	84.119
7	10:36.010	1:29.101	84.848
8	12:04.834	1:28.824	85.112
9	13:34.546	1:29.712	84.270
10	15:04.248	1:29.702	84.279







OPEN

Race 5 - Cookstown Town Centre Forum Open A

Saturday, 26 April 2008

DETAILED RESULT

**Race Classification**

**7**      **70 Victor GILMORE**  
 Total Time    **15:13.452** Avg Speed    **82.763** Behind    **36.548**  
 Best Time    **1:29.182** Best Speed    **84.770** On    **10** Gp    **c**

Lap	Elapsed Time	Lap Time	Lap Speed
1	1:38.186	1:38.186	76.997
2	3:10.520	1:32.334	81.877
3	4:43.180	1:32.660	81.589
4	6:13.331	1:30.151	83.859
5	7:43.165	1:29.834	84.155
6	9:13.135	1:29.970	84.028
7	10:42.924	1:29.789	84.197
8	12:12.183	1:29.259	84.697
9	13:44.270	1:32.087	82.096
10	15:13.452	1:29.182	84.770

**Race Classification**

**10**      **39 James REDPATH**  
 Total Time    **15:31.505** Avg Speed    **81.159** Behind    **54.601**  
 Best Time    **1:31.839** Best Speed    **82.318** On    **10** Gp    **c**

Lap	Elapsed Time	Lap Time	Lap Speed
1	1:38.094	1:38.094	77.069
2	3:11.716	1:33.622	80.750
3	4:44.651	1:32.935	81.347
4	6:18.330	1:33.679	80.701
5	7:50.177	1:31.847	82.311
6	9:22.614	1:32.437	81.785
7	10:55.681	1:33.067	81.232
8	12:27.673	1:31.992	82.181
9	13:59.666	1:31.993	82.180
10	15:31.505	1:31.839	82.318

**8**      **9 Wayne KIRWAN**  
 Total Time    **15:19.452** Avg Speed    **82.223** Behind    **42.548**  
 Best Time    **1:30.858** Best Speed    **83.207** On    **6** Gp    **b**

Lap	Elapsed Time	Lap Time	Lap Speed
1	1:35.745	1:35.745	78.960
2	3:07.164	1:31.419	82.696
3	4:39.724	1:32.560	81.677
4	6:12.261	1:32.537	81.697
5	7:43.804	1:31.543	82.584
6	9:14.662	1:30.858	83.207
7	10:45.639	1:30.977	83.098
8	12:16.755	1:31.116	82.971
9	13:48.024	1:31.269	82.832
10	15:19.452	1:31.428	82.688

**11**      **28 Paul GARTLAND**  
 Total Time    **15:32.208** Avg Speed    **81.098** Behind    **55.304**  
 Best Time    **1:31.255** Best Speed    **82.845** On    **10** Gp    **c**

Lap	Elapsed Time	Lap Time	Lap Speed
1	1:39.636	1:39.636	75.876
2	3:13.010	1:33.374	80.965
3	4:45.778	1:32.768	81.494
4	6:18.815	1:33.037	81.258
5	7:51.390	1:32.575	81.664
6	9:23.556	1:32.166	82.026
7	10:55.830	1:32.274	81.930
8	12:29.301	1:33.471	80.881
9	14:00.953	1:31.652	82.486
10	15:32.208	1:31.255	82.845

**9**      **16 John BURROWS**  
 Total Time    **15:29.009** Avg Speed    **81.377** Behind    **52.105**  
 Best Time    **1:30.376** Best Speed    **83.651** On    **9** Gp    **c**

Lap	Elapsed Time	Lap Time	Lap Speed
1	1:42.990	1:42.990	73.405
2	3:15.727	1:32.737	81.521
3	4:49.549	1:33.822	80.578
4	6:21.015	1:31.466	82.654
5	7:53.798	1:32.783	81.480
6	9:25.103	1:31.305	82.799
7	10:56.463	1:31.360	82.750
8	12:27.971	1:31.508	82.616
9	13:58.347	1:30.376	83.651
10	15:29.009	1:30.662	83.387

**12**      **82 Derek SHEILS**  
 Total Time    **15:34.062** Avg Speed    **80.937** Behind    **57.158**  
 Best Time    **1:31.557** Best Speed    **82.572** On    **7** Gp    **c**

Lap	Elapsed Time	Lap Time	Lap Speed
1	1:40.740	1:40.740	75.045
2	3:13.774	1:33.034	81.261
3	4:46.226	1:32.452	81.772
4	6:20.022	1:33.796	80.600
5	7:53.057	1:33.035	81.260
6	9:26.168	1:33.111	81.193
7	10:57.725	1:31.557	82.572
8	12:29.833	1:32.108	82.078
9	14:01.457	1:31.624	82.511
10	15:34.062	1:32.605	81.637





OPEN

Race 5 - Cookstown Town Centre Forum Open A

Saturday, 26 April 2008

DETAILED RESULT

**Race Classification**

**13**    **93 Paul CRANSTON**  
 Total Time    **15:35.379** Avg Speed    **80.823** Behind    **58.475**  
 Best Time    **1:31.671** Best Speed    **82.469** On    **9** Gp    **c**

Lap	Elapsed Time	Lap Time	Lap Speed
1	1:40.219	1:40.219	75.435
2	3:13.355	1:33.136	81.172
3	4:46.115	1:32.760	81.501
4	6:19.188	1:33.073	81.227
5	7:52.009	1:32.821	81.447
6	9:23.900	1:31.891	82.271
7	10:56.195	1:32.295	81.911
8	12:29.598	1:33.403	80.940
9	14:01.269	1:31.671	82.469
10	15:35.379	1:34.110	80.332

**14**    **30 Wayne KENNEDY**  
 Total Time    **15:49.894** Avg Speed    **79.588** Behind    **1:12.990**  
 Best Time    **1:32.821** Best Speed    **81.447** On    **8** Gp    **b**

Lap	Elapsed Time	Lap Time	Lap Speed
1	1:41.743	1:41.743	74.305
2	3:19.410	1:37.667	77.406
3	4:53.821	1:34.411	80.075
4	6:27.104	1:33.283	81.044
5	8:01.062	1:33.958	80.461
6	9:36.090	1:35.028	79.555
7	11:09.518	1:33.428	80.918
8	12:42.339	1:32.821	81.447
9	14:16.506	1:34.167	80.283
10	15:49.894	1:33.388	80.953

**15**    **7 Adrian McFARLAND**  
 Total Time    **15:52.774** Avg Speed    **79.347** Behind    **1:15.870**  
 Best Time    **1:33.011** Best Speed    **81.281** On    **8** Gp    **b**

Lap	Elapsed Time	Lap Time	Lap Speed
1	1:42.933	1:42.933	73.446
2	3:19.952	1:37.019	77.923
3	4:54.506	1:34.554	79.954
4	6:29.997	1:35.491	79.170
5	8:04.481	1:34.484	80.014
6	9:39.176	1:34.695	79.835
7	11:12.842	1:33.666	80.712
8	12:45.853	1:33.011	81.281
9	14:19.247	1:33.394	80.947
10	15:52.774	1:33.527	80.832

**Race Classification**

**16**    **66 Mark BUCKLEY**  
 Total Time    **15:53.586** Avg Speed    **79.280** Behind    **1:16.682**  
 Best Time    **1:33.136** Best Speed    **81.172** On    **10** Gp    **b**

Lap	Elapsed Time	Lap Time	Lap Speed
1	1:42.028	1:42.028	74.097
2	3:18.866	1:36.838	78.069
3	4:52.977	1:34.111	80.331
4	6:27.989	1:35.012	79.569
5	8:03.312	1:35.323	79.309
6	9:38.498	1:35.186	79.423
7	11:13.193	1:34.695	79.835
8	12:46.921	1:33.728	80.659
9	14:20.450	1:33.529	80.831
10	15:53.586	1:33.136	81.172

**17**    **5 Noel HUDSON**  
 Total Time    **14:37.206** Avg Speed    **77.564** Behind    **1 Lap**  
 Best Time    **1:34.714** Best Speed    **79.819** On    **8** Gp    **c**

Lap	Elapsed Time	Lap Time	Lap Speed
1	1:42.941	1:42.941	73.440
2	3:19.298	1:36.357	78.458
3	4:55.741	1:36.443	78.388
4	6:32.434	1:36.693	78.186
5	8:16.980	1:44.546	72.313
6	9:52.082	1:35.102	79.494
7	11:27.091	1:35.009	79.571
8	13:01.805	1:34.714	79.819
9	14:37.206	1:35.401	79.244

**Not Classified**


**DNF**    **3 Michael DUNLOP**  
 Total Time    **3:27.149** Avg Speed    **72.991** Behind    **8 Laps**  
 Best Time    **1:43.259** Best Speed    **73.214** On    **1** Gp    **c**

Lap	Elapsed Time	Lap Time	Lap Speed
1	1:43.259	1:43.259	73.214
2	3:27.149	1:43.890	72.769

**DNF**    **13 Adrian ARCHIBALD**  
 Total Time    **1:35.512** Avg Speed    **79.152** Behind    **9 Laps**  
 Best Time    **1:35.512** Best Speed    **79.152** On    **1** Gp    **a**

Lap	Elapsed Time	Lap Time	Lap Speed
1	1:35.512	1:35.512	79.152





OPEN

Race 5 - Cookstown Town Centre Forum Open A

Saturday, 26 April 2008

DETAILED RESULT

Not Classified


**DNF** 23 Andrew BRADY

Total Time 1:36.182 Avg Speed 78.601 Behind 0.670  
Best Time 1:36.182 Best Speed 78.601 On 1 Gp a

Lap	Elapsed Time	Lap Time	Lap Speed
1	1:36.182	1:36.182	78.601



# THE ROYAL HOTEL & BRAESIDE COOKSTOWN 100



OPEN

Race 5 - Cookstown Town Centre Forum Open A

## LAP CHART

1				
No	Name	G	Elapsed Time	Lap Time
169	Gary JOHNSON	a	1:32.105	1:32.105
45	Martin FINNEGAN	b	1:34.468	1:34.468
61	John WALSH	a	1:35.147	1:35.147
77	Ryan FARQUHAR	a	1:35.307	1:35.307
13	Adrian ARCHIBALD	a	1:35.512	1:35.512
9	Wayne KIRWAN	b	1:35.745	1:35.745
23	Andrew BRADY	a	1:36.182	1:36.182
24	Keith AMOR	a	1:36.345	1:36.345
65	Michael SWEENEY	a	1:37.050	1:37.050
39	James REDPATH	c	1:38.094	1:38.094
70	Victor GILMORE	c	1:38.186	1:38.186
28	Paul GARTLAND	c	1:39.636	1:39.636
93	Paul CRANSTON	c	1:40.219	1:40.219
82	Derek SHEILS	c	1:40.740	1:40.740
30	Wayne KENNEDY	b	1:41.743	1:41.743
66	Mark BUCKLEY	b	1:42.028	1:42.028
7	Adrian McFARLAND	b	1:42.933	1:42.933
5	Noel HUDSON	c	1:42.941	1:42.941
16	John BURROWS	c	1:42.990	1:42.990
3	Michael DUNLOP	c	1:43.259	1:43.259

2				
No	Name	G	Elapsed Time	Lap Time
45	Martin FINNEGAN	b	3:02.786	1:28.318
77	Ryan FARQUHAR	a	3:03.270	1:27.963
61	John WALSH	a	3:05.420	1:30.273
24	Keith AMOR	a	3:05.594	1:29.249
9	Wayne KIRWAN	b	3:07.164	1:31.419
65	Michael SWEENEY	a	3:07.351	1:30.301
169	Gary JOHNSON	a	3:08.265	1:36.160
70	Victor GILMORE	c	3:10.520	1:32.334
39	James REDPATH	c	3:11.716	1:33.622
28	Paul GARTLAND	c	3:13.010	1:33.374
93	Paul CRANSTON	c	3:13.355	1:33.136
82	Derek SHEILS	c	3:13.774	1:33.034
16	John BURROWS	c	3:15.727	1:32.737
66	Mark BUCKLEY	b	3:18.866	1:36.838
5	Noel HUDSON	c	3:19.298	1:36.357
30	Wayne KENNEDY	b	3:19.410	1:37.667
7	Adrian McFARLAND	b	3:19.952	1:37.019
3	Michael DUNLOP	c	3:27.149	1:43.890

3				
No	Name	G	Elapsed Time	Lap Time
45	Martin FINNEGAN	b	4:30.610	1:27.824
77	Ryan FARQUHAR	a	4:30.808	1:27.538
24	Keith AMOR	a	4:35.002	1:29.408
61	John WALSH	a	4:35.537	1:30.117
169	Gary JOHNSON	a	4:36.095	1:27.830
65	Michael SWEENEY	a	4:37.971	1:30.620
9	Wayne KIRWAN	b	4:39.724	1:32.560
70	Victor GILMORE	c	4:43.180	1:32.660
39	James REDPATH	c	4:44.651	1:32.935
28	Paul GARTLAND	c	4:45.778	1:32.768
93	Paul CRANSTON	c	4:46.115	1:32.760
82	Derek SHEILS	c	4:46.226	1:32.452
16	John BURROWS	c	4:49.549	1:33.822
66	Mark BUCKLEY	b	4:52.977	1:34.111
30	Wayne KENNEDY	b	4:53.821	1:34.411
7	Adrian McFARLAND	b	4:54.506	1:34.554
5	Noel HUDSON	c	4:55.741	1:36.443


4				
No	Name	G	Elapsed Time	Lap Time
77	Ryan FARQUHAR	a	5:57.711	1:26.903
45	Martin FINNEGAN	b	5:58.316	1:27.706
24	Keith AMOR	a	6:02.360	1:27.358
169	Gary JOHNSON	a	6:05.730	1:29.635
61	John WALSH	a	6:06.374	1:30.837
65	Michael SWEENEY	a	6:07.802	1:29.831
9	Wayne KIRWAN	b	6:12.261	1:32.537
70	Victor GILMORE	c	6:13.331	1:30.151
39	James REDPATH	c	6:18.330	1:33.679
28	Paul GARTLAND	c	6:18.815	1:33.037
93	Paul CRANSTON	c	6:19.188	1:33.073
82	Derek SHEILS	c	6:20.022	1:33.796
16	John BURROWS	c	6:21.015	1:31.466
30	Wayne KENNEDY	b	6:27.104	1:33.283
66	Mark BUCKLEY	b	6:27.989	1:35.012
7	Adrian McFARLAND	b	6:29.997	1:35.491
5	Noel HUDSON	c	6:32.434	1:36.693

5				
No	Name	G	Elapsed Time	Lap Time
77	Ryan FARQUHAR	a	7:24.442	1:26.731
45	Martin FINNEGAN	b	7:26.662	1:28.346
24	Keith AMOR	a	7:29.820	1:27.460
169	Gary JOHNSON	a	7:32.757	1:27.027
61	John WALSH	a	7:35.226	1:28.852
65	Michael SWEENEY	a	7:37.036	1:29.234
70	Victor GILMORE	c	7:43.165	1:29.834
9	Wayne KIRWAN	b	7:43.804	1:31.543
39	James REDPATH	c	7:50.177	1:31.847
28	Paul GARTLAND	c	7:51.390	1:32.575
93	Paul CRANSTON	c	7:52.009	1:32.821
82	Derek SHEILS	c	7:53.057	1:33.035
16	John BURROWS	c	7:53.798	1:32.783
30	Wayne KENNEDY	b	8:01.062	1:33.958
66	Mark BUCKLEY	b	8:03.312	1:35.323
7	Adrian McFARLAND	b	8:04.481	1:34.484
5	Noel HUDSON	c	8:16.980	1:44.546

6				
No	Name	G	Elapsed Time	Lap Time
77	Ryan FARQUHAR	a	8:50.810	1:26.368
45	Martin FINNEGAN	b	8:53.899	1:27.237
24	Keith AMOR	a	8:57.270	1:27.450
169	Gary JOHNSON	a	8:59.593	1:26.836
61	John WALSH	a	9:04.880	1:29.654
65	Michael SWEENEY	a	9:06.909	1:29.873
70	Victor GILMORE	c	9:13.135	1:29.970
9	Wayne KIRWAN	b	9:14.662	1:30.858
39	James REDPATH	c	9:22.614	1:32.437
28	Paul GARTLAND	c	9:23.556	1:32.166
93	Paul CRANSTON	c	9:23.900	1:31.891
16	John BURROWS	c	9:25.103	1:31.305
82	Derek SHEILS	c	9:26.168	1:33.111
30	Wayne KENNEDY	b	9:36.090	1:35.028
66	Mark BUCKLEY	b	9:38.498	1:35.186
7	Adrian McFARLAND	b	9:39.176	1:34.695
5	Noel HUDSON	c	9:52.082	1:35.102



# THE ROYAL HOTEL & BRAESIDE COOKSTOWN 100



OPEN

Race 5 - Cookstown Town Centre Forum Open A

## LAP CHART

**7**

No	Name	G	Elapsed Time	Lap Time
77	Ryan FARQUHAR	a	10:17.257	1:26.447
45	Martin FINNEGAN	b	10:21.101	1:27.202
24	Keith AMOR	a	10:24.872	1:27.602
169	Gary JOHNSON	a	10:26.693	1:27.100
61	John WALSH	a	10:33.299	1:28.419
65	Michael SWEENEY	a	10:36.010	1:29.101
70	Victor GILMORE	c	10:42.924	1:29.789
9	Wayne KIRWAN	b	10:45.639	1:30.977
39	James REDPATH	c	10:55.681	1:33.067
28	Paul GARTLAND	c	10:55.830	1:32.274
93	Paul CRANSTON	c	10:56.195	1:32.295
16	John BURROWS	c	10:56.463	1:31.360
82	Derek SHEILS	c	10:57.725	1:31.557
30	Wayne KENNEDY	b	11:09.518	1:33.428
7	Adrian McFARLAND	b	11:12.842	1:33.666
66	Mark BUCKLEY	b	11:13.193	1:34.695
5	Noel HUDSON	c	11:27.091	1:35.009

**9**

No	Name	G	Elapsed Time	Lap Time
77	Ryan FARQUHAR	a	13:10.969	1:26.189
45	Martin FINNEGAN	b	13:15.434	1:27.100
24	Keith AMOR	a	13:20.089	1:27.628
169	Gary JOHNSON	a	13:20.711	1:27.493
61	John WALSH	a	13:29.505	1:27.638
65	Michael SWEENEY	a	13:34.546	1:29.712
70	Victor GILMORE	c	13:44.270	1:32.087
9	Wayne KIRWAN	b	13:48.024	1:31.269
16	John BURROWS	c	13:58.347	1:30.376
39	James REDPATH	c	13:59.666	1:31.993
28	Paul GARTLAND	c	14:00.953	1:31.652
93	Paul CRANSTON	c	14:01.269	1:31.671
82	Derek SHEILS	c	14:01.457	1:31.624
30	Wayne KENNEDY	b	14:16.506	1:34.167
7	Adrian McFARLAND	b	14:19.247	1:33.394
66	Mark BUCKLEY	b	14:20.450	1:33.529
5	Noel HUDSON	c	14:37.206	1:35.401

**8**

No	Name	G	Elapsed Time	Lap Time
77	Ryan FARQUHAR	a	11:44.780	1:27.523
45	Martin FINNEGAN	b	11:48.334	1:27.233
24	Keith AMOR	a	11:52.461	1:27.589
169	Gary JOHNSON	a	11:53.218	1:26.525
61	John WALSH	a	12:01.867	1:28.568
65	Michael SWEENEY	a	12:04.834	1:28.824
70	Victor GILMORE	c	12:12.183	1:29.259
9	Wayne KIRWAN	b	12:16.755	1:31.116
39	James REDPATH	c	12:27.673	1:31.992
16	John BURROWS	c	12:27.971	1:31.508
28	Paul GARTLAND	c	12:29.301	1:33.471
93	Paul CRANSTON	c	12:29.598	1:33.403
82	Derek SHEILS	c	12:29.833	1:32.108
30	Wayne KENNEDY	b	12:42.339	1:32.821
7	Adrian McFARLAND	b	12:45.853	1:33.011
66	Mark BUCKLEY	b	12:46.921	1:33.728
5	Noel HUDSON	c	13:01.805	1:34.714

**10**

No	Name	G	Elapsed Time	Lap Time
77	Ryan FARQUHAR	a	14:36.904	1:25.935
45	Martin FINNEGAN	b	14:42.870	1:27.436
24	Keith AMOR	a	14:47.337	1:27.248
169	Gary JOHNSON	a	14:47.644	1:26.933
61	John WALSH	a	14:58.048	1:28.543
65	Michael SWEENEY	a	15:04.248	1:29.702
70	Victor GILMORE	c	15:13.452	1:29.182
9	Wayne KIRWAN	b	15:19.452	1:31.428
16	John BURROWS	c	15:29.009	1:30.662
39	James REDPATH	c	15:31.505	1:31.839
28	Paul GARTLAND	c	15:32.208	1:31.255
82	Derek SHEILS	c	15:34.062	1:32.605
93	Paul CRANSTON	c	15:35.379	1:34.110
30	Wayne KENNEDY	b	15:49.894	1:33.388
7	Adrian McFARLAND	b	15:52.774	1:33.527
66	Mark BUCKLEY	b	15:53.586	1:33.136



# THE ROYAL HOTEL & BRAESIDE COOKSTOWN 100



OPEN

Race 11 - Royal Hotel & Braeside Cookstown 100 A

Saturday, 26 April 2008

Pos	Class	No	Name	Machine / Sponsor	Gp	Laps	Total Time	Behind	Speed	-----Best Lap-----		
										Time	Speed	On
<b>Race Classification</b>												
1	OPEN	77	Ryan FARQUHAR	Kawasaki - McAdoo Kawasaki Racing	a	10	14:25.479		87.350	1:25.057	88.882	7
2	OPEN	45	Martin FINNEGAN	Yamaha - JMF Team Millsport Racing	b	10	14:26.377	0.898	87.260	1:25.131	88.804	9
3	OPEN	24	Keith AMOR	Honda 600 - Wilson Craig Racing	a	10	14:27.820	2.341	87.115	1:24.927	89.018	8
4	OPEN	169	Gary JOHNSON	Honda - Robinson Concrete/Uel Duncan	a	10	14:31.603	6.124	86.737	1:25.351	88.575	8
5	OPEN	6	William DUNLOP	Suzuki - Raymond Lilley Electrical	c	10	14:43.412	17.933	85.577	1:26.863	87.034	3
6	OPEN	13	Adrian ARCHIBALD	Suzuki - AMA Racing	a	10	14:45.456	19.977	85.380	1:27.440	86.459	7
7	OPEN	23	Andrew BRADY	Honda - T7 Murray Racing	a	10	14:56.365	30.886	84.341	1:28.338	85.580	6
8	OPEN	16	John BURROWS	Honda - HM Sports Motorhomes	c	10	14:59.473	33.994	84.049	1:28.711	85.221	7
9	OPEN	93	Paul CRANSTON	Honda - P & J	c	10	15:00.385	34.906	83.964	1:28.970	84.972	4
10	OPEN	99	Andrew COURTNEY	Yamaha - Team Hardship Racing	b	10	15:01.788	36.309	83.833	1:27.438	86.461	9
11	OPEN	61	John WALSH	Yamaha	a	10	15:02.868	37.389	83.733	1:27.600	86.301	9
12	OPEN	65	Michael SWEENEY	Yamaha - Street Sweep	a	10	15:04.332	38.853	83.598	1:28.981	84.962	9
13	OPEN	7	Adrian McFARLAND	Suzuki - Team Hardship Racing	b	10	15:05.213	39.734	83.516	1:28.763	85.171	6
14	OPEN	34	Dwyer AGNEW	Suzuki	b	10	15:10.347	44.868	83.045	1:29.584	84.390	4
15	OPEN	28	Paul GARTLAND	Suzuki	c	10	15:12.639	47.160	82.837	1:29.989	84.010	3
16	OPEN	39	James REDPATH	Suzuki - JK	c	10	15:16.461	50.982	82.491	1:29.951	84.046	6
17	OPEN	11	Rob FROST	Yamaha - CD Racing	b	10	15:16.931	51.452	82.449	1:27.948	85.960	7
18	OPEN	30	Wayne KENNEDY	Yamaha 600 - GB Racing/Doon's Stores	b	10	15:22.008	56.529	81.995	1:31.084	83.000	10
19	OPEN	82	Derek SHEILS	Triumph 675 - Absol Engineering	c	10	15:22.959	57.480	81.910	1:31.207	82.888	5
20	OPEN	5	Noel HUDSON	Kawasaki - AJS	c	9	14:16.181	1 Lap	79.469	1:34.017	80.411	4


Fastest Lap / New Lap Record 89.018 mph (Previously 88.637 mph)

OPEN	24	Keith AMOR	Honda 600 - Wilson Craig Racing	a						1:24.927	89.018	8
------	----	------------	---------------------------------	---	--	--	--	--	--	----------	--------	---

Not Classified

DNF	OPEN	70	Victor GILMORE	Yamaha 600 - T Lindsay	c	6	9:06.023	4 Laps	83.073	1:28.879	85.059	6
-----	------	----	----------------	------------------------	---	---	----------	--------	--------	----------	--------	---

These Results are provisional and are subject to ratification by the Stewards of the Meeting.

Track	Orritor	Signed		Organising Club	Cookstown & District MCC
Length(miles)	2.1000		Chief Timekeeper	Warmup Started	
Weather	Cloudy	Issued At:	16:40:59	Race Started	16:22:19.398
Track	Dry			Gp Time Diff - b	11.665 / c 22.996





OPEN

Race 11 - Royal Hotel & Braeside Cookstown 100 A

Saturday, 26 April 2008

DETAILED RESULT

**Race Classification**

**1** 77 Ryan FARQUHAR

Total Time **14:25.479** Avg Speed **87.350** Behind  
Best Time **1:25.057** Best Speed **88.882** On 7 Gp a

Lap	Elapsed Time	Lap Time	Lap Speed
1	1:32.733	1:32.733	81.524
2	3:01.066	1:28.333	85.585
3	4:28.112	1:27.046	86.851
4	5:54.154	1:26.042	87.864
5	7:19.341	1:25.187	88.746
6	8:44.539	1:25.198	88.734
7	10:09.596	1:25.057	88.882
8	11:34.714	1:25.118	88.818
9	13:00.213	1:25.499	88.422
10	14:25.479	1:25.266	88.664

**2** 45 Martin FINNEGAN

Total Time **14:26.377** Avg Speed **87.260** Behind **0.898**  
Best Time **1:25.131** Best Speed **88.804** On 9 Gp b

Lap	Elapsed Time	Lap Time	Lap Speed
1	1:31.925	1:31.925	82.241
2	2:59.789	1:27.864	86.042
3	4:26.423	1:26.634	87.264
4	5:53.043	1:26.620	87.278
5	7:19.465	1:26.422	87.478
6	8:44.993	1:25.528	88.392
7	10:10.140	1:25.147	88.788
8	11:35.275	1:25.135	88.800
9	13:00.406	1:25.131	88.804
10	14:26.377	1:25.971	87.937

**3** 24 Keith AMOR

Total Time **14:27.820** Avg Speed **87.115** Behind **2.341**  
Best Time **1:24.927** Best Speed **89.018** On 8 Gp a

Lap	Elapsed Time	Lap Time	Lap Speed
1	1:34.059	1:34.059	80.375
2	3:02.534	1:28.475	85.448
3	4:28.716	1:26.182	87.721
4	5:54.532	1:25.816	88.095
5	7:19.629	1:25.097	88.840
6	8:45.207	1:25.578	88.340
7	10:10.160	1:24.953	88.990
8	11:35.087	1:24.927	89.018
9	13:02.746	1:27.659	86.243
10	14:27.820	1:25.074	88.864

**Race Classification**

**4** 169 Gary JOHNSON

Total Time **14:31.603** Avg Speed **86.737** Behind **6.124**  
Best Time **1:25.351** Best Speed **88.575** On 8 Gp a

Lap	Elapsed Time	Lap Time	Lap Speed
1	1:32.511	1:32.511	81.720
2	3:03.053	1:30.542	83.497
3	4:29.283	1:26.230	87.673
4	5:58.102	1:28.819	85.117
5	7:23.901	1:25.799	88.113
6	8:49.737	1:25.836	88.075
7	10:15.496	1:25.759	88.154
8	11:40.847	1:25.351	88.575
9	13:06.244	1:25.397	88.528
10	14:31.603	1:25.359	88.567

**5** 6 William DUNLOP

Total Time **14:43.412** Avg Speed **85.577** Behind **17.933**  
Best Time **1:26.863** Best Speed **87.034** On 3 Gp c

Lap	Elapsed Time	Lap Time	Lap Speed
1	1:34.387	1:34.387	80.096
2	3:01.673	1:27.286	86.612
3	4:28.536	1:26.863	87.034
4	5:57.815	1:29.279	84.678
5	7:26.139	1:28.324	85.594
6	8:54.201	1:28.062	85.849
7	10:22.499	1:28.298	85.619
8	11:49.509	1:27.010	86.887
9	13:16.383	1:26.874	87.023
10	14:43.412	1:27.029	86.868

**6** 13 Adrian ARCHIBALD

Total Time **14:45.456** Avg Speed **85.380** Behind **19.977**  
Best Time **1:27.440** Best Speed **86.459** On 7 Gp a

Lap	Elapsed Time	Lap Time	Lap Speed
1	1:33.825	1:33.825	80.576
2	3:02.833	1:29.008	84.936
3	4:30.598	1:27.765	86.139
4	5:59.124	1:28.526	85.399
5	7:26.622	1:27.498	86.402
6	8:54.178	1:27.556	86.345
7	10:21.618	1:27.440	86.459
8	11:49.419	1:27.801	86.104
9	13:17.471	1:28.052	85.858
10	14:45.456	1:27.985	85.924



# THE ROYAL HOTEL & BRAESIDE COOKSTOWN 100



OPEN

Race 11 - Royal Hotel & Braeside Cookstown 100 A

Saturday, 26 April 2008

## DETAILED RESULT

### Race Classification

**7** **23 Andrew BRADY**  
 Total Time **14:56.365** Avg Speed **84.341** Behind **30.886**  
 Best Time **1:28.338** Best Speed **85.580** On **6** Gp **a**

Lap	Elapsed Time	Lap Time	Lap Speed
1	1:35.032	1:35.032	79.552
2	3:05.552	1:30.520	83.517
3	4:35.328	1:29.776	84.210
4	6:04.313	1:28.985	84.958
5	7:33.242	1:28.929	85.012
6	9:01.580	1:28.338	85.580
7	10:30.061	1:28.481	85.442
8	11:58.706	1:28.645	85.284
9	13:27.169	1:28.463	85.459
10	14:56.365	1:29.196	84.757

**8** **16 John BURROWS**  
 Total Time **14:59.473** Avg Speed **84.049** Behind **33.994**  
 Best Time **1:28.711** Best Speed **85.221** On **7** Gp **c**

Lap	Elapsed Time	Lap Time	Lap Speed
1	1:36.706	1:36.706	78.175
2	3:05.946	1:29.240	84.715
3	4:35.469	1:29.523	84.448
4	6:04.205	1:28.736	85.197
5	7:33.615	1:29.410	84.554
6	9:02.629	1:29.014	84.930
7	10:31.340	1:28.711	85.221
8	12:00.388	1:29.048	84.898
9	13:29.554	1:29.166	84.786
10	14:59.473	1:29.919	84.076

**9** **93 Paul CRANSTON**  
 Total Time **15:00.385** Avg Speed **83.964** Behind **34.906**  
 Best Time **1:28.970** Best Speed **84.972** On **4** Gp **c**

Lap	Elapsed Time	Lap Time	Lap Speed
1	1:35.901	1:35.901	78.831
2	3:05.348	1:29.447	84.519
3	4:34.835	1:29.487	84.482
4	6:03.805	1:28.970	84.972
5	7:33.223	1:29.418	84.547
6	9:03.159	1:29.936	84.060
7	10:32.606	1:29.447	84.519
8	12:01.774	1:29.168	84.784
9	13:31.277	1:29.503	84.466
10	15:00.385	1:29.108	84.841

### Race Classification

**10** **99 Andrew COURTNEY**  
 Total Time **15:01.788** Avg Speed **83.833** Behind **36.309**  
 Best Time **1:27.438** Best Speed **86.461** On **9** Gp **b**

Lap	Elapsed Time	Lap Time	Lap Speed
1	1:37.456	1:37.456	77.573
2	3:08.601	1:31.145	82.945
3	4:38.946	1:30.345	83.679
4	6:08.615	1:29.669	84.310
5	7:37.266	1:28.651	85.278
6	9:05.697	1:28.431	85.490
7	10:33.517	1:27.820	86.085
8	12:06.240	1:32.723	81.533
9	13:33.678	1:27.438	86.461
10	15:01.788	1:28.110	85.802

**11** **61 John WALSH**  
 Total Time **15:02.868** Avg Speed **83.733** Behind **37.389**  
 Best Time **1:27.600** Best Speed **86.301** On **9** Gp **a**

Lap	Elapsed Time	Lap Time	Lap Speed
1	1:36.320	1:36.320	78.488
2	3:05.850	1:29.530	84.441
3	4:44.317	1:38.467	76.777
4	6:12.233	1:27.916	85.991
5	7:40.751	1:28.518	85.406
6	9:09.873	1:29.122	84.828
7	10:38.205	1:28.332	85.586
8	12:06.538	1:28.333	85.585
9	13:34.138	1:27.600	86.301
10	15:02.868	1:28.730	85.202

**12** **65 Michael SWEENEY**  
 Total Time **15:04.332** Avg Speed **83.598** Behind **38.853**  
 Best Time **1:28.981** Best Speed **84.962** On **9** Gp **a**

Lap	Elapsed Time	Lap Time	Lap Speed
1	1:37.261	1:37.261	77.729
2	3:07.533	1:30.272	83.747
3	4:37.877	1:30.344	83.680
4	6:07.329	1:29.452	84.515
5	7:37.160	1:29.831	84.158
6	9:06.882	1:29.722	84.260
7	10:36.652	1:29.770	84.215
8	12:06.110	1:29.458	84.509
9	13:35.091	1:28.981	84.962
10	15:04.332	1:29.241	84.714







OPEN

Race 11 - Royal Hotel & Braeside Cookstown 100 A

Saturday, 26 April 2008

DETAILED RESULT

**Race Classification**

**13**      **7 Adrian McFARLAND**  
 Total Time    **15:05.213** Avg Speed    **83.516** Behind    **39.734**  
 Best Time    **1:28.763** Best Speed    **85.171** On    **6** Gp    **b**

Lap	Elapsed Time	Lap Time	Lap Speed
1	1:36.526	1:36.526	78.321
2	3:08.411	1:31.885	82.277
3	4:39.222	1:30.811	83.250
4	6:09.375	1:30.153	83.857
5	7:38.574	1:29.199	84.754
6	9:07.337	1:28.763	85.171
7	10:36.537	1:29.200	84.753
8	12:05.978	1:29.441	84.525
9	13:35.168	1:29.190	84.763
10	15:05.213	1:30.045	83.958

**Race Classification**

**16**      **39 James REDPATH**  
 Total Time    **15:16.461** Avg Speed    **82.491** Behind    **50.982**  
 Best Time    **1:29.951** Best Speed    **84.046** On    **6** Gp    **c**

Lap	Elapsed Time	Lap Time	Lap Speed
1	1:37.953	1:37.953	77.180
2	3:09.008	1:31.055	83.027
3	4:39.219	1:30.211	83.804
4	6:09.607	1:30.388	83.639
5	7:39.745	1:30.138	83.871
6	9:09.696	1:29.951	84.046
7	10:41.469	1:31.773	82.377
8	12:13.918	1:32.449	81.775
9	13:45.602	1:31.684	82.457
10	15:16.461	1:30.859	83.206

**14**      **34 Dwyer AGNEW**  
 Total Time    **15:10.347** Avg Speed    **83.045** Behind    **44.868**  
 Best Time    **1:29.584** Best Speed    **84.390** On    **4** Gp    **b**

Lap	Elapsed Time	Lap Time	Lap Speed
1	1:36.966	1:36.966	77.965
2	3:08.076	1:31.110	82.977
3	4:38.289	1:30.213	83.802
4	6:07.873	1:29.584	84.390
5	7:38.394	1:30.521	83.517
6	9:09.478	1:31.084	83.000
7	10:39.193	1:29.715	84.267
8	12:09.506	1:30.313	83.709
9	13:39.640	1:30.134	83.875
10	15:10.347	1:30.707	83.345

**17**      **11 Rob FROST**  
 Total Time    **15:16.931** Avg Speed    **82.449** Behind    **51.452**  
 Best Time    **1:27.948** Best Speed    **85.960** On    **7** Gp    **b**

Lap	Elapsed Time	Lap Time	Lap Speed
1	1:35.228	1:35.228	79.388
2	3:07.633	1:32.405	81.814
3	4:38.716	1:31.083	83.001
4	6:08.210	1:29.494	84.475
5	7:37.001	1:28.791	85.144
6	9:05.366	1:28.365	85.554
7	10:33.314	1:27.948	85.960
8	12:19.983	1:46.669	70.873
9	13:48.497	1:28.514	85.410
10	15:16.931	1:28.434	85.487

**15**      **28 Paul GARTLAND**  
 Total Time    **15:12.639** Avg Speed    **82.837** Behind    **47.160**  
 Best Time    **1:29.989** Best Speed    **84.010** On    **3** Gp    **c**

Lap	Elapsed Time	Lap Time	Lap Speed
1	1:38.846	1:38.846	76.483
2	3:10.081	1:31.235	82.863
3	4:40.070	1:29.989	84.010
4	6:10.416	1:30.346	83.678
5	7:40.651	1:30.235	83.781
6	9:11.443	1:30.792	83.267
7	10:41.784	1:30.341	83.683
8	12:12.387	1:30.603	83.441
9	13:42.637	1:30.250	83.767
10	15:12.639	1:30.002	83.998

**18**      **30 Wayne KENNEDY**  
 Total Time    **15:22.008** Avg Speed    **81.995** Behind    **56.529**  
 Best Time    **1:31.084** Best Speed    **83.000** On    **10** Gp    **b**

Lap	Elapsed Time	Lap Time	Lap Speed
1	1:38.471	1:38.471	76.774
2	3:10.210	1:31.739	82.408
3	4:41.587	1:31.377	82.734
4	6:12.912	1:31.325	82.781
5	7:44.293	1:31.381	82.731
6	9:16.532	1:32.239	81.961
7	10:48.232	1:31.700	82.443
8	12:19.370	1:31.138	82.951
9	13:50.924	1:31.554	82.574
10	15:22.008	1:31.084	83.000





OPEN

Race 11 - Royal Hotel & Braeside Cookstown 100 A

Saturday, 26 April 2008

DETAILED RESULT

**Race Classification**

**19**      **82 Derek SHEILS**

Total Time    **15:22.959** Avg Speed    **81.910** Behind    **57.480**

Best Time    **1:31.207** Best Speed    **82.888** On    **5** Gp    **c**

Lap	Elapsed Time	Lap Time	Lap Speed
1	1:39.772	1:39.772	75.773
2	3:11.868	1:32.096	82.088
3	4:43.119	1:31.251	82.848
4	6:14.726	1:31.607	82.526
5	7:45.933	1:31.207	82.888
6	9:17.218	1:31.285	82.818
7	10:48.797	1:31.579	82.552
8	12:20.121	1:31.324	82.782
9	13:51.465	1:31.344	82.764
10	15:22.959	1:31.494	82.628

**20**      **5 Noel HUDSON**

Total Time    **14:16.181** Avg Speed    **79.469** Behind    **1 Lap**

Best Time    **1:34.017** Best Speed    **80.411** On    **4** Gp    **c**

Lap	Elapsed Time	Lap Time	Lap Speed
1	1:40.628	1:40.628	75.128
2	3:14.881	1:34.253	80.210
3	4:49.664	1:34.783	79.761
4	6:23.681	1:34.017	80.411
5	7:58.110	1:34.429	80.060
6	9:32.545	1:34.435	80.055
7	11:07.169	1:34.624	79.895
8	12:42.027	1:34.858	79.698
9	14:16.181	1:34.154	80.294

**Not Classified**

**DNF**      **70 Victor GILMORE**


Total Time    **9:06.023** Avg Speed    **83.073** Behind    **4 Laps**

Best Time    **1:28.879** Best Speed    **85.059** On    **6** Gp    **c**

Lap	Elapsed Time	Lap Time	Lap Speed
1	1:38.055	1:38.055	77.100
2	3:09.147	1:31.092	82.993
3	4:38.640	1:29.493	84.476
4	6:07.897	1:29.257	84.699
5	7:37.144	1:29.247	84.709
6	9:06.023	1:28.879	85.059



# THE ROYAL HOTEL & BRAESIDE COOKSTOWN 100



OPEN

Race 11 - Royal Hotel & Braeside Cookstown 100 A

## LAP CHART


1					3					5				
No	Name	G	Elapsed Time	Lap Time	No	Name	G	Elapsed Time	Lap Time	No	Name	G	Elapsed Time	Lap Time
45	Martin FINNEGAN	b	1:31.925	1:31.925	45	Martin FINNEGAN	b	4:26.423	1:26.634	77	Ryan FARQUHAR	a	7:19.341	1:25.187
169	Gary JOHNSON	a	1:32.511	1:32.511	77	Ryan FARQUHAR	a	4:28.112	1:27.046	45	Martin FINNEGAN	b	7:19.465	1:26.422
77	Ryan FARQUHAR	a	1:32.733	1:32.733	6	William DUNLOP	c	4:28.536	1:26.863	24	Keith AMOR	a	7:19.629	1:25.097
13	Adrian ARCHIBALD	a	1:33.825	1:33.825	24	Keith AMOR	a	4:28.716	1:26.182	169	Gary JOHNSON	a	7:23.901	1:25.799
24	Keith AMOR	a	1:34.059	1:34.059	169	Gary JOHNSON	a	4:29.283	1:26.230	6	William DUNLOP	c	7:26.139	1:28.324
6	William DUNLOP	c	1:34.387	1:34.387	13	Adrian ARCHIBALD	a	4:30.598	1:27.765	13	Adrian ARCHIBALD	a	7:26.622	1:27.498
23	Andrew BRADY	a	1:35.032	1:35.032	93	Paul CRANSTON	c	4:34.835	1:29.487	93	Paul CRANSTON	c	7:33.223	1:29.418
11	Rob FROST	b	1:35.228	1:35.228	23	Andrew BRADY	a	4:35.328	1:29.776	23	Andrew BRADY	a	7:33.242	1:28.929
93	Paul CRANSTON	c	1:35.901	1:35.901	16	John BURROWS	c	4:35.469	1:29.523	16	John BURROWS	c	7:33.615	1:29.410
61	John WALSH	a	1:36.320	1:36.320	65	Michael SWEENEY	a	4:37.877	1:30.344	11	Rob FROST	b	7:37.001	1:28.791
7	Adrian McFARLAND	b	1:36.526	1:36.526	34	Dwyer AGNEW	b	4:38.289	1:30.213	70	Victor GILMORE	c	7:37.144	1:29.247
16	John BURROWS	c	1:36.706	1:36.706	70	Victor GILMORE	c	4:38.640	1:29.493	65	Michael SWEENEY	a	7:37.160	1:29.831
34	Dwyer AGNEW	b	1:36.966	1:36.966	11	Rob FROST	b	4:38.716	1:31.083	99	Andrew COURTNEY	b	7:37.266	1:28.651
65	Michael SWEENEY	a	1:37.261	1:37.261	99	Andrew COURTNEY	b	4:38.946	1:30.345	34	Dwyer AGNEW	b	7:38.394	1:30.521
99	Andrew COURTNEY	b	1:37.456	1:37.456	39	James REDPATH	c	4:39.219	1:30.211	7	Adrian McFARLAND	b	7:38.574	1:29.199
39	James REDPATH	c	1:37.953	1:37.953	7	Adrian McFARLAND	b	4:39.222	1:30.811	39	James REDPATH	c	7:39.745	1:30.138
70	Victor GILMORE	c	1:38.055	1:38.055	28	Paul GARTLAND	c	4:40.070	1:29.989	28	Paul GARTLAND	c	7:40.651	1:30.235
30	Wayne KENNEDY	b	1:38.471	1:38.471	30	Wayne KENNEDY	b	4:41.587	1:31.377	61	John WALSH	a	7:40.751	1:28.518
28	Paul GARTLAND	c	1:38.846	1:38.846	82	Derek SHEILS	c	4:43.119	1:31.251	30	Wayne KENNEDY	b	7:44.293	1:31.381
82	Derek SHEILS	c	1:39.772	1:39.772	61	John WALSH	a	4:44.317	1:38.467	82	Derek SHEILS	c	7:45.933	1:31.207
5	Noel HUDSON	c	1:40.628	1:40.628	5	Noel HUDSON	c	4:49.664	1:34.783	5	Noel HUDSON	c	7:58.110	1:34.429

2					4					6				
No	Name	G	Elapsed Time	Lap Time	No	Name	G	Elapsed Time	Lap Time	No	Name	G	Elapsed Time	Lap Time
45	Martin FINNEGAN	b	2:59.789	1:27.864	45	Martin FINNEGAN	b	5:53.043	1:26.620	77	Ryan FARQUHAR	a	8:44.539	1:25.198
77	Ryan FARQUHAR	a	3:01.066	1:28.333	77	Ryan FARQUHAR	a	5:54.154	1:26.042	45	Martin FINNEGAN	b	8:44.993	1:25.528
6	William DUNLOP	c	3:01.673	1:27.286	24	Keith AMOR	a	5:54.532	1:25.816	24	Keith AMOR	a	8:45.207	1:25.578
24	Keith AMOR	a	3:02.534	1:28.475	6	William DUNLOP	c	5:57.815	1:29.279	169	Gary JOHNSON	a	8:49.737	1:25.836
13	Adrian ARCHIBALD	a	3:02.833	1:29.008	169	Gary JOHNSON	a	5:58.102	1:28.819	13	Adrian ARCHIBALD	a	8:54.178	1:27.556
169	Gary JOHNSON	a	3:03.053	1:30.542	13	Adrian ARCHIBALD	a	5:59.124	1:28.526	6	William DUNLOP	c	8:54.201	1:28.062
93	Paul CRANSTON	c	3:05.348	1:29.447	93	Paul CRANSTON	c	6:03.805	1:28.970	23	Andrew BRADY	a	9:01.580	1:28.338
23	Andrew BRADY	a	3:05.552	1:30.520	16	John BURROWS	c	6:04.205	1:28.736	16	John BURROWS	c	9:02.629	1:29.014
61	John WALSH	a	3:05.850	1:29.530	23	Andrew BRADY	a	6:04.313	1:28.985	93	Paul CRANSTON	c	9:03.159	1:29.936
16	John BURROWS	c	3:05.946	1:29.240	65	Michael SWEENEY	a	6:07.329	1:29.452	11	Rob FROST	b	9:05.366	1:28.365
65	Michael SWEENEY	a	3:07.533	1:30.272	34	Dwyer AGNEW	b	6:07.873	1:29.584	99	Andrew COURTNEY	b	9:05.697	1:28.431
11	Rob FROST	b	3:07.633	1:32.405	70	Victor GILMORE	c	6:07.897	1:29.257	70	Victor GILMORE	c	9:06.023	1:28.879
34	Dwyer AGNEW	b	3:08.076	1:31.110	11	Rob FROST	b	6:08.210	1:29.494	65	Michael SWEENEY	a	9:06.882	1:29.722
7	Adrian McFARLAND	b	3:08.411	1:31.885	99	Andrew COURTNEY	b	6:08.615	1:29.669	7	Adrian McFARLAND	b	9:07.337	1:28.763
99	Andrew COURTNEY	b	3:08.601	1:31.145	7	Adrian McFARLAND	b	6:09.375	1:30.153	34	Dwyer AGNEW	b	9:09.478	1:31.084
39	James REDPATH	c	3:09.008	1:31.055	39	James REDPATH	c	6:09.607	1:30.388	39	James REDPATH	c	9:09.696	1:29.951
70	Victor GILMORE	c	3:09.147	1:31.092	28	Paul GARTLAND	c	6:10.416	1:30.346	61	John WALSH	a	9:09.873	1:29.122
28	Paul GARTLAND	c	3:10.081	1:31.235	61	John WALSH	a	6:12.233	1:27.916	28	Paul GARTLAND	c	9:11.443	1:30.792
30	Wayne KENNEDY	b	3:10.210	1:31.739	30	Wayne KENNEDY	b	6:12.912	1:31.325	30	Wayne KENNEDY	b	9:16.532	1:32.239
82	Derek SHEILS	c	3:11.868	1:32.096	82	Derek SHEILS	c	6:14.726	1:31.607	82	Derek SHEILS	c	9:17.218	1:31.285
5	Noel HUDSON	c	3:14.881	1:34.253	5	Noel HUDSON	c	6:23.681	1:34.017	5	Noel HUDSON	c	9:32.545	1:34.435



# THE ROYAL HOTEL & BRAESIDE COOKSTOWN 100



OPEN

Race 11 - Royal Hotel & Braeside Cookstown 100 A

## LAP CHART

**7**

No	Name	G	Elapsed Time	Lap Time
77	Ryan FARQUHAR	a	10:09.596	1:25.057
45	Martin FINNEGAN	b	10:10.140	1:25.147
24	Keith AMOR	a	10:10.160	1:24.953
169	Gary JOHNSON	a	10:15.496	1:25.759
13	Adrian ARCHIBALD	a	10:21.618	1:27.440
6	William DUNLOP	c	10:22.499	1:28.298
23	Andrew BRADY	a	10:30.061	1:28.481
16	John BURROWS	c	10:31.340	1:28.711
93	Paul CRANSTON	c	10:32.606	1:29.447
11	Rob FROST	b	10:33.314	1:27.948
99	Andrew COURTNEY	b	10:33.517	1:27.820
7	Adrian McFARLAND	b	10:36.537	1:29.200
65	Michael SWEENEY	a	10:36.652	1:29.770
61	John WALSH	a	10:38.205	1:28.332
34	Dwyer AGNEW	b	10:39.193	1:29.715
39	James REDPATH	c	10:41.469	1:31.773
28	Paul GARTLAND	c	10:41.784	1:30.341
30	Wayne KENNEDY	b	10:48.232	1:31.700
82	Derek SHEILS	c	10:48.797	1:31.579
5	Noel HUDSON	c	11:07.169	1:34.624

**9**

No	Name	G	Elapsed Time	Lap Time
77	Ryan FARQUHAR	a	13:00.213	1:25.499
45	Martin FINNEGAN	b	13:00.406	1:25.131
24	Keith AMOR	a	13:02.746	1:27.659
169	Gary JOHNSON	a	13:06.244	1:25.397
6	William DUNLOP	c	13:16.383	1:26.874
13	Adrian ARCHIBALD	a	13:17.471	1:28.052
23	Andrew BRADY	a	13:27.169	1:28.463
16	John BURROWS	c	13:29.554	1:29.166
93	Paul CRANSTON	c	13:31.277	1:29.503
99	Andrew COURTNEY	b	13:33.678	1:27.438
61	John WALSH	a	13:34.138	1:27.600
65	Michael SWEENEY	a	13:35.091	1:28.981
7	Adrian McFARLAND	b	13:35.168	1:29.190
34	Dwyer AGNEW	b	13:39.640	1:30.134
28	Paul GARTLAND	c	13:42.637	1:30.250
39	James REDPATH	c	13:45.602	1:31.684
11	Rob FROST	b	13:48.497	1:28.514
30	Wayne KENNEDY	b	13:50.924	1:31.554
82	Derek SHEILS	c	13:51.465	1:31.344
5	Noel HUDSON	c	14:16.181	1:34.154

**8**

No	Name	G	Elapsed Time	Lap Time
77	Ryan FARQUHAR	a	11:34.714	1:25.118
24	Keith AMOR	a	11:35.087	1:24.927
45	Martin FINNEGAN	b	11:35.275	1:25.135
169	Gary JOHNSON	a	11:40.847	1:25.351
13	Adrian ARCHIBALD	a	11:49.419	1:27.801
6	William DUNLOP	c	11:49.509	1:27.010
23	Andrew BRADY	a	11:58.706	1:28.645
16	John BURROWS	c	12:00.388	1:29.048
93	Paul CRANSTON	c	12:01.774	1:29.168
7	Adrian McFARLAND	b	12:05.978	1:29.441
65	Michael SWEENEY	a	12:06.110	1:29.458
99	Andrew COURTNEY	b	12:06.240	1:32.723
61	John WALSH	a	12:06.538	1:28.333
34	Dwyer AGNEW	b	12:09.506	1:30.313
28	Paul GARTLAND	c	12:12.387	1:30.603
39	James REDPATH	c	12:13.918	1:32.449
30	Wayne KENNEDY	b	12:19.370	1:31.138
11	Rob FROST	b	12:19.983	1:46.669
82	Derek SHEILS	c	12:20.121	1:31.324
5	Noel HUDSON	c	12:42.027	1:34.858

**10**

No	Name	G	Elapsed Time	Lap Time
77	Ryan FARQUHAR	a	14:25.479	1:25.266
45	Martin FINNEGAN	b	14:26.377	1:25.971
24	Keith AMOR	a	14:27.820	1:25.074
169	Gary JOHNSON	a	14:31.603	1:25.359
6	William DUNLOP	c	14:43.412	1:27.029
13	Adrian ARCHIBALD	a	14:45.456	1:27.985
23	Andrew BRADY	a	14:56.365	1:29.196
16	John BURROWS	c	14:59.473	1:29.919
93	Paul CRANSTON	c	15:00.385	1:29.108
99	Andrew COURTNEY	b	15:01.788	1:28.110
61	John WALSH	a	15:02.868	1:28.730
65	Michael SWEENEY	a	15:04.332	1:29.241
7	Adrian McFARLAND	b	15:05.213	1:30.045
34	Dwyer AGNEW	b	15:10.347	1:30.707
28	Paul GARTLAND	c	15:12.639	1:30.002
39	James REDPATH	c	15:16.461	1:30.859
11	Rob FROST	b	15:16.931	1:28.434
30	Wayne KENNEDY	b	15:22.008	1:31.084
82	Derek SHEILS	c	15:22.959	1:31.494

