

THE ROYAL HOTEL & BRAESIDE COOKSTOWN 100




OPEN

Race 16 - Non-Qualifiers

Saturday, 26 April 2008

Pos	Class	No	Name	Machine / Sponsor	Gp	Laps	Total Time	Behind	Speed	-----Best Lap-----		
										Time	Speed	On
Race Classification												
1	OPEN	10	Ivan LINTIN	Suzuki - JML / McKinstry	a	6	9:27.575		79.919	1:33.063	81.235	6
2	OPEN	51	Paul LENNON	Yamaha	a	6	9:32.887	5.312	79.178	1:33.679	80.701	2
3	OPEN	31	Eric WILSON	Yamaha 600	a	6	9:46.226	18.651	77.376	1:35.658	79.032	5
4	OPEN	115	Timmy TURTLE	Yamaha 600	a	6	9:57.523	29.948	75.913	1:38.242	76.953	6
5	OPEN	113	Carolynn SELLS	Honda 600 - Martin Bullock Race Team	b	6	10:06.908	39.333	74.739	1:39.540	75.949	6
6	OPEN	157	Adrian LOGUE	Suzuki 750	a	6	10:18.171	50.596	73.378	1:40.551	75.186	5
7	OPEN	177	Ian HOLMES	Suzuki 600	b	6	10:36.990	1:09.415	71.210	1:44.908	72.063	3
Fastest Lap												
	OPEN	10	Ivan LINTIN	Suzuki - JML / McKinstry	a					1:33.063	81.235	6
Not Classified												
DNF	OPEN	73	Derek COSTELLO	Yamaha 600	a	3	4:58.298	3 Laps	76.031	1:37.087	77.868	3
DNF	OPEN	92	Keith STEWART	Kawasaki - VRS Racing	b	2	3:43.017	4 Laps	67.798	1:48.855	69.450	1

These Results are provisional and are subject to ratification by the Stewards of the Meeting.

Track	Orritor	Signed		Organising Club	Cookstown & District MCC
Length(miles)	2.1000		Chief Timekeeper	Warmup Started	
Weather	Cloudy	Issued At:	18:44:45	Race Started	18:32:40.879
Track	Dry			Gp Time Diff - b	12.064





OPEN

Race 16 - Non-Qualifiers

Saturday, 26 April 2008

DETAILED RESULT

Race Classification

1 10 Ivan LINTIN

Total Time **9:27.575** Avg Speed **79.919** Behind
Best Time **1:33.063** Best Speed **81.235** On **6** Gp **a**

Lap	Elapsed Time	Lap Time	Lap Speed
1	1:38.998	1:38.998	76.365
2	3:12.573	1:33.575	80.791
3	4:47.793	1:35.220	79.395
4	6:21.127	1:33.334	80.999
5	7:54.512	1:33.385	80.955
6	9:27.575	1:33.063	81.235

2 51 Paul LENNON

Total Time **9:32.887** Avg Speed **79.178** Behind **5.312**
Best Time **1:33.679** Best Speed **80.701** On **2** Gp **a**

Lap	Elapsed Time	Lap Time	Lap Speed
1	1:38.459	1:38.459	76.783
2	3:12.138	1:33.679	80.701
3	4:47.667	1:35.529	79.138
4	6:22.728	1:35.061	79.528
5	7:57.306	1:34.578	79.934
6	9:32.887	1:35.581	79.095

3 31 Eric WILSON

Total Time **9:46.226** Avg Speed **77.376** Behind **18.651**
Best Time **1:35.658** Best Speed **79.032** On **5** Gp **a**

Lap	Elapsed Time	Lap Time	Lap Speed
1	1:43.009	1:43.009	73.392
2	3:21.333	1:38.324	76.889
3	4:58.489	1:37.156	77.813
4	6:34.285	1:35.796	78.918
5	8:09.943	1:35.658	79.032
6	9:46.226	1:36.283	78.519

4 115 Timmy TURTLE

Total Time **9:57.523** Avg Speed **75.913** Behind **29.948**
Best Time **1:38.242** Best Speed **76.953** On **6** Gp **a**

Lap	Elapsed Time	Lap Time	Lap Speed
1	1:44.271	1:44.271	72.503
2	3:23.123	1:38.852	76.478
3	5:01.853	1:38.730	76.572
4	6:40.293	1:38.440	76.798
5	8:19.281	1:38.988	76.373
6	9:57.523	1:38.242	76.953

Race Classification

5 113 Carolynn SELLS

Total Time **10:06.908** Avg Speed **74.739** Behind **39.333**
Best Time **1:39.540** Best Speed **75.949** On **6** Gp **b**

Lap	Elapsed Time	Lap Time	Lap Speed
1	1:44.779	1:44.779	72.152
2	3:25.170	1:40.391	75.306
3	5:06.669	1:41.499	74.483
4	6:47.326	1:40.657	75.107
5	8:27.368	1:40.042	75.568
6	10:06.908	1:39.540	75.949

6 157 Adrian LOGUE

Total Time **10:18.171** Avg Speed **73.378** Behind **50.596**
Best Time **1:40.551** Best Speed **75.186** On **5** Gp **a**

Lap	Elapsed Time	Lap Time	Lap Speed
1	1:47.624	1:47.624	70.245
2	3:30.305	1:42.681	73.626
3	5:14.411	1:44.106	72.618
4	6:56.934	1:42.523	73.740
5	8:37.485	1:40.551	75.186
6	10:18.171	1:40.686	75.085

7 177 Ian HOLMES

Total Time **10:36.990** Avg Speed **71.210** Behind **1:09.415**
Best Time **1:44.908** Best Speed **72.063** On **3** Gp **b**

Lap	Elapsed Time	Lap Time	Lap Speed
1	1:48.553	1:48.553	69.643
2	3:33.828	1:45.275	71.812
3	5:18.736	1:44.908	72.063
4	7:05.304	1:46.568	70.941
5	8:51.719	1:46.415	71.043
6	10:36.990	1:45.271	71.815

Not Classified

DNF 73 Derek COSTELLO

Total Time **4:58.298** Avg Speed **76.031** Behind **3 Laps**
Best Time **1:37.087** Best Speed **77.868** On **3** Gp **a**

Lap	Elapsed Time	Lap Time	Lap Speed
1	1:42.825	1:42.825	73.523
2	3:21.211	1:38.386	76.840
3	4:58.298	1:37.087	77.868




THE ROYAL HOTEL & BRAESIDE COOKSTOWN 100

OPEN

Race 16 - Non-Qualifiers

Saturday, 26 April 2008

DETAILED RESULT



Not Classified


DNF 92 Keith STEWART

Total Time 3:43.017 Avg Speed 67.798 Behind 4 Laps

Best Time 1:48.855 Best Speed 69.450 On 1 Gp b

Lap	Elapsed Time	Lap Time	Lap Speed
1	1:48.855	1:48.855	69.450
2	3:43.017	1:54.162	66.222





OPEN

Race 16 - Non-Qualifiers

LAP CHART

1

No	Name	G	Elapsed Time	Lap Time
51	Paul LENNON	a	1:38.459	1:38.459
10	Ivan LINTIN	a	1:38.998	1:38.998
73	Derek COSTELLO	a	1:42.825	1:42.825
31	Eric WILSON	a	1:43.009	1:43.009
115	Timmy TURTLE	a	1:44.271	1:44.271
113	Carolynn SELLS	b	1:44.779	1:44.779
157	Adrian LOGUE	a	1:47.624	1:47.624
177	Ian HOLMES	b	1:48.553	1:48.553
92	Keith STEWART	b	1:48.855	1:48.855

5

No	Name	G	Elapsed Time	Lap Time
10	Ivan LINTIN	a	7:54.512	1:33.385
51	Paul LENNON	a	7:57.306	1:34.578
31	Eric WILSON	a	8:09.943	1:35.658
115	Timmy TURTLE	a	8:19.281	1:38.988
113	Carolynn SELLS	b	8:27.368	1:40.042
157	Adrian LOGUE	a	8:37.485	1:40.551
177	Ian HOLMES	b	8:51.719	1:46.415

2

No	Name	G	Elapsed Time	Lap Time
51	Paul LENNON	a	3:12.138	1:33.679
10	Ivan LINTIN	a	3:12.573	1:33.575
73	Derek COSTELLO	a	3:21.211	1:38.386
31	Eric WILSON	a	3:21.333	1:38.324
115	Timmy TURTLE	a	3:23.123	1:38.852
113	Carolynn SELLS	b	3:25.170	1:40.391
157	Adrian LOGUE	a	3:30.305	1:42.681
177	Ian HOLMES	b	3:33.828	1:45.275
92	Keith STEWART	b	3:43.017	1:54.162

6

No	Name	G	Elapsed Time	Lap Time
10	Ivan LINTIN	a	9:27.575	1:33.063
51	Paul LENNON	a	9:32.887	1:35.581
31	Eric WILSON	a	9:46.226	1:36.283
115	Timmy TURTLE	a	9:57.523	1:38.242
113	Carolynn SELLS	b	10:06.908	1:39.540
157	Adrian LOGUE	a	10:18.171	1:40.686
177	Ian HOLMES	b	10:36.990	1:45.271

3

No	Name	G	Elapsed Time	Lap Time
51	Paul LENNON	a	4:47.667	1:35.529
10	Ivan LINTIN	a	4:47.793	1:35.220
73	Derek COSTELLO	a	4:58.298	1:37.087
31	Eric WILSON	a	4:58.489	1:37.156
115	Timmy TURTLE	a	5:01.853	1:38.730
113	Carolynn SELLS	b	5:06.669	1:41.499
157	Adrian LOGUE	a	5:14.411	1:44.106
177	Ian HOLMES	b	5:18.736	1:44.908

4

No	Name	G	Elapsed Time	Lap Time
10	Ivan LINTIN	a	6:21.127	1:33.334
51	Paul LENNON	a	6:22.728	1:35.061
31	Eric WILSON	a	6:34.285	1:35.796
115	Timmy TURTLE	a	6:40.293	1:38.440
113	Carolynn SELLS	b	6:47.326	1:40.657
157	Adrian LOGUE	a	6:56.934	1:42.523
177	Ian HOLMES	b	7:05.304	1:46.568

