



Royal Hotel
& BRAESIDE


COOKSTOWN 100

Friday 25th & Saturday 26th April 2008

promoted by Cookstown & District MCC
www.cookstown100.com



CLASSIC 500cc / 1000cc CLASSES



Department of
**Agriculture and
Rural Development**
www.dardni.gov.uk

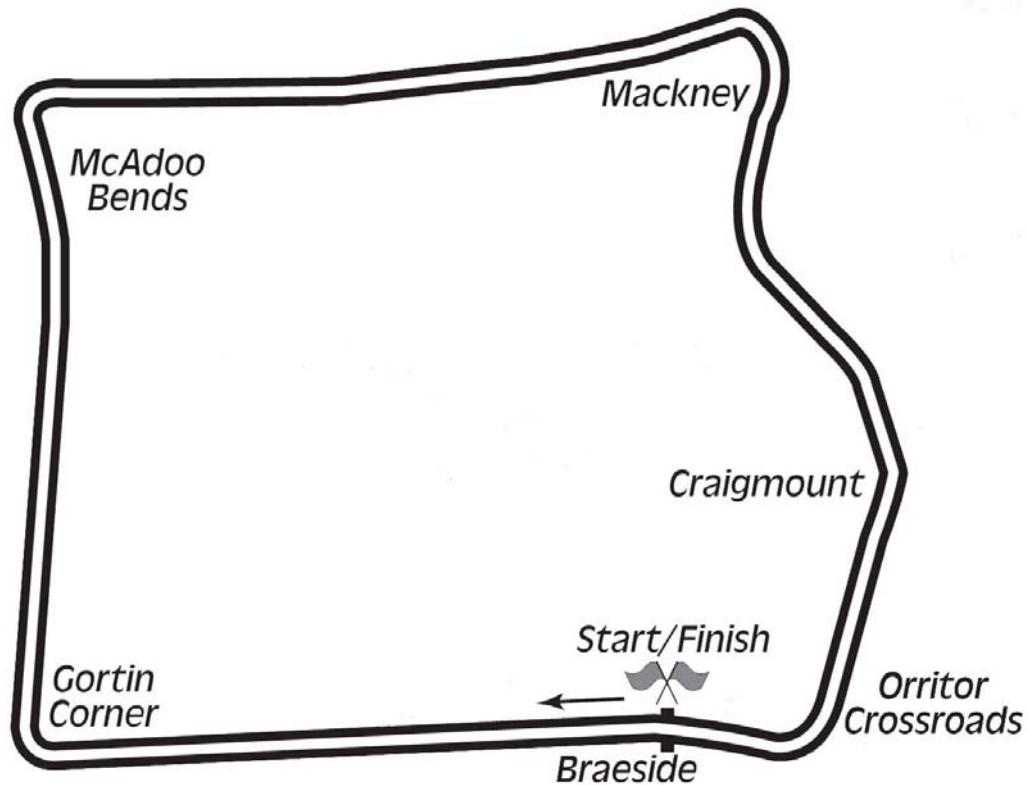


2&4
WHEEL MOTORSPORT
STEERING GROUP LTD.



Orritor Circuit

2.1 miles



LAP RECORDS

Class	Rider	Machine	m	s	mph	Year
125cc	Darran Lindsay	Honda	1	34.778	79.765	2005
250cc	Davy Morgan	Honda	1	32.262	81.941	2006
Supersport 600	Cameron Donald (AUS)	Honda	1	27.250	86.648	2007
Open 1000cc	Cameron Donald (AUS)	Honda	1	25.292	88.637	2007
Senior Support	Gary Robinson	Yamaha 600	1	29.956	84.041	2007
Junior Support	Michael Dunlop	Yamaha 250	1	36.181	78.602	2006
Classic 1000cc	Wattie Brown	Norton 920	1	40.273	75.394	2006
Classic 500cc	Colin Rodgers	Honda	1	42.787	73.550	2004
Classic 350cc	Paul Coward	Honda	1	43.421	73.099	2004
Classic 250cc	Geoff McMullan	Suzuki	1	47.294	70.461	2006

THE ROYAL HOTEL & BRAESIDE COOKSTOWN

CLASSIC 500cc/1000cc


Qualifying

Friday, 25 April 2008



Pos	Class	No	Name	Machine / Sponsor	----- Best Lap -----			On	Laps
					Time	Behind	Speed		
Qualifying Classification									
1	C500	23	Allan BREW	Seeley 496 G50 - Mike & Dawn Jacobs	1:47.357		70.419	5	5
2	C1000	12	Richard FORD	Norton 920	1:49.159	1.802	69.257	3	4
3	C1000	11	John SCOTT	R North Triumph 930	1:52.046	4.689	67.472	2	3
4	C500	61	Wattie BROWN	Petty Norton 500	1:52.141	4.784	67.415	4	4
5	C500	50	Gary JAMISON	Honda 500	1:52.163	4.806	67.402	4	4
6	C1000	9	Philip RIDDALL	Weslake 750 - Cairnduff	1:53.082	5.725	66.854	3	4
7	C1000	51	Mark MORGAN	Norton 997 - Sam McKeown	1:54.111	6.754	66.251	3	4
8	C500	44	Alan 'Bud' JACKSON	Norton 500	1:54.726	7.369	65.896	4	4
9	C500	6	Adrian ELWOOD	Drixton Honda 500	1:55.013	7.656	65.732	4	4
10	C500	27	Trevor RUFUS	Honda 450	1:55.842	8.485	65.261	4	4
11	C500	43	Alex McVICKER	Honda 500	1:56.548	9.191	64.866	3	4
12	C500	59	Anthony AMBLER	Drixton Honda 500	1:56.835	9.478	64.707	3	4
13	C500	2	Freddie STEWART	Seeley Weslake 500	1:57.068	9.711	64.578	3	4
14	C500	56	Alex CONROY	Honda 496	1:58.890	11.533	63.588	4	4
15	C500	20	Gary HUTTON	Honda 500	1:58.903	11.546	63.581	4	4
16	C500	211	Tim STEPHENSON	Seeley 496 G50	2:02.277	14.920	61.827	4	4
17	C500	45	Les CROSS	Seeley 496	2:04.629	17.272	60.660	4	4
18	C500	22	Randal RODERICK	Ducati 440 - Hoey	2:06.876	19.519	59.586	4	4
19	C250	72	Gerry O KANE	Suzuki 250	2:07.746	20.389	59.180	4	4
20	C500	14	John RIMMER	Seeley 500	2:07.783	20.426	59.163	4	4
21	C350	52	Michael THOMAS	Honda 350	2:18.180	30.823	54.711	3	3

These Results are provisional and are subject to ratification by the Stewards of the Meeting.

Track	Orritor	Signed		Organising Club	Cookstown & District MCC
Length(miles)	2.1000		Chief Timekeeper	Qualifying Started	16:33:57.209
Weather	Cloudy	Issued At:	16:49:17		
Track	Damp				

MCUI
Ulster Centre
Timing
www.mcui-uc.org.uk



2&4
WHEEL MOTORSPORT
STEERING GROUP LTD.

X[®]nitec
SOLUTIONS





CLASSIC 500cc/1000cc

Qualifying

Friday, 25 April 2008

DETAILED RESULT

Qualifying Classification

Position

1 23 Allan BREW

Behind

Best Time **1:47.357** Best Speed **70.419** On **5** Gp **a**

Lap	Elapsed Time	Lap Time	Lap Speed
1	2:24.826	2:24.826	52.201
2	4:16.460	1:51.634	67.721
3	6:05.171	1:48.711	69.542
4	7:53.459	1:48.288	69.814
5	9:40.816	1:47.357	70.419

2 12 Richard FORD

Behind **1.802**

Best Time **1:49.159** Best Speed **69.257** On **3** Gp **a**

Lap	Elapsed Time	Lap Time	Lap Speed
1	2:54.084	2:54.084	43.427
2	4:45.736	1:51.652	67.710
3	6:34.895	1:49.159	69.257
4	8:26.736	1:51.841	67.596

3 11 John SCOTT

Behind **4.689**

Best Time **1:52.046** Best Speed **67.472** On **2** Gp **a**

Lap	Elapsed Time	Lap Time	Lap Speed
1	2:24.170	2:24.170	52.438
2	4:16.216	1:52.046	67.472
3	6:08.391	1:52.175	67.395

4 61 Wattie BROWN

Behind **4.784**

Best Time **1:52.141** Best Speed **67.415** On **4** Gp **a**

Lap	Elapsed Time	Lap Time	Lap Speed
1	3:05.321	3:05.321	40.794
2	5:02.356	1:57.035	64.596
3	6:57.001	1:54.645	65.943
4	8:49.142	1:52.141	67.415

5 50 Gary JAMISON

Behind **4.806**

Best Time **1:52.163** Best Speed **67.402** On **4** Gp **a**

Lap	Elapsed Time	Lap Time	Lap Speed
1	2:29.392	2:29.392	50.605
2	4:24.077	1:54.685	65.920
3	6:17.989	1:53.912	66.367
4	8:10.152	1:52.163	67.402

Qualifying Classification

Position

6 9 Philip RIDDALL

Behind **5.725**

Best Time **1:53.082** Best Speed **66.854** On **3** Gp **a**

Lap	Elapsed Time	Lap Time	Lap Speed
1	2:57.535	2:57.535	42.583
2	4:55.242	1:57.707	64.227
3	6:48.324	1:53.082	66.854
4	8:44.430	1:56.106	65.113

7 51 Mark MORGAN

Behind **6.754**

Best Time **1:54.111** Best Speed **66.251** On **3** Gp **a**

Lap	Elapsed Time	Lap Time	Lap Speed
1	2:35.039	2:35.039	48.762
2	4:31.748	1:56.709	64.776
3	6:25.859	1:54.111	66.251
4	8:23.476	1:57.617	64.276

8 44 Alan 'Bud' JACKSON

Behind **7.369**

Best Time **1:54.726** Best Speed **65.896** On **4** Gp **a**

Lap	Elapsed Time	Lap Time	Lap Speed
1	2:40.897	2:40.897	46.987
2	4:41.006	2:00.109	62.943
3	6:38.713	1:57.707	64.227
4	8:33.439	1:54.726	65.896

9 6 Adrian ELWOOD

Behind **7.656**

Best Time **1:55.013** Best Speed **65.732** On **4** Gp **a**

Lap	Elapsed Time	Lap Time	Lap Speed
1	2:45.341	2:45.341	45.724
2	4:44.887	1:59.546	63.239
3	6:41.779	1:56.892	64.675
4	8:36.792	1:55.013	65.732

10 27 Trevor RUFUS

Behind **8.485**

Best Time **1:55.842** Best Speed **65.261** On **4** Gp **a**

Lap	Elapsed Time	Lap Time	Lap Speed
1	2:59.763	2:59.763	42.055
2	4:58.537	1:58.774	63.650
3	6:56.596	1:58.059	64.036
4	8:52.438	1:55.842	65.261



CLASSIC 500cc/1000cc

Qualifying

Friday, 25 April 2008

DETAILED RESULT

Qualifying Classification

Position

11 43 Alex McVICKER

Behind 9.191

Best Time 1:56.548 Best Speed 64.866 On 3 Gp a

Lap	Elapsed Time	Lap Time	Lap Speed
1	2:22.862	2:22.862	52.918
2	4:20.962	1:58.100	64.014
3	6:17.510	1:56.548	64.866
4	8:15.685	1:58.175	63.973

12 59 Anthony AMBLER

Behind 9.478

Best Time 1:56.835 Best Speed 64.707 On 3 Gp a

Lap	Elapsed Time	Lap Time	Lap Speed
1	2:26.219	2:26.219	51.703
2	4:23.182	1:56.963	64.636
3	6:20.017	1:56.835	64.707
4	8:17.412	1:57.395	64.398

13 2 Freddie STEWART

Behind 9.711

Best Time 1:57.068 Best Speed 64.578 On 3 Gp a

Lap	Elapsed Time	Lap Time	Lap Speed
1	2:35.089	2:35.089	48.746
2	4:32.349	1:57.260	64.472
3	6:29.417	1:57.068	64.578
4	8:26.515	1:57.098	64.561

14 56 Alex CONROY

Behind 11.533

Best Time 1:58.890 Best Speed 63.588 On 4 Gp a

Lap	Elapsed Time	Lap Time	Lap Speed
1	2:34.125	2:34.125	49.051
2	4:37.438	2:03.313	61.307
3	6:38.320	2:00.882	62.540
4	8:37.210	1:58.890	63.588

15 20 Gary HUTTON

Behind 11.546

Best Time 1:58.903 Best Speed 63.581 On 4 Gp a

Lap	Elapsed Time	Lap Time	Lap Speed
1	2:59.545	2:59.545	42.106
2	5:02.032	2:02.487	61.721
3	7:02.578	2:00.546	62.715
4	9:01.481	1:58.903	63.581

Qualifying Classification

Position

16 211 Tim STEPHENSON

Behind 14.920

Best Time 2:02.277 Best Speed 61.827 On 4 Gp a

Lap	Elapsed Time	Lap Time	Lap Speed
1	2:49.912	2:49.912	44.494
2	4:54.967	2:05.055	60.453
3	6:58.949	2:03.982	60.977
4	9:01.226	2:02.277	61.827

17 45 Les CROSS

Behind 17.272

Best Time 2:04.629 Best Speed 60.660 On 4 Gp a

Lap	Elapsed Time	Lap Time	Lap Speed
1	2:56.485	2:56.485	42.837
2	5:01.568	2:05.083	60.440
3	7:07.080	2:05.512	60.233
4	9:11.709	2:04.629	60.660

18 22 Randal RODERICK

Behind 19.519

Best Time 2:06.876 Best Speed 59.586 On 4 Gp a

Lap	Elapsed Time	Lap Time	Lap Speed
1	2:39.927	2:39.927	47.272
2	4:51.123	2:11.196	57.624
3	6:58.606	2:07.483	59.302
4	9:05.482	2:06.876	59.586

19 72 Gerry O KANE

Behind 20.389

Best Time 2:07.746 Best Speed 59.180 On 4 Gp a

Lap	Elapsed Time	Lap Time	Lap Speed
1	3:12.653	3:12.653	39.242
2	5:20.913	2:08.260	58.943
3	7:31.396	2:10.483	57.939
4	9:39.142	2:07.746	59.180

20 14 John RIMMER

Behind 20.426

Best Time 2:07.783 Best Speed 59.163 On 4 Gp a

Lap	Elapsed Time	Lap Time	Lap Speed
1	3:10.242	3:10.242	39.739
2	5:19.815	2:09.573	58.345
3	7:30.528	2:10.713	57.837
4	9:38.311	2:07.783	59.163





Qualifying Classification

Position

21 52 Michael THOMAS

Behind 30.823

Best Time 2:18.180 Best Speed 54.711 On 3 Gp a

Lap	Elapsed Time	Lap Time	Lap Speed
1	3:01.776	3:01.776	41.590
2	5:44.305	2:42.529	46.515
3	8:02.485	2:18.180	54.711



THE ROYAL HOTEL & BRAESIDE COOKSTOWN 100

CLASSIC 500cc/1000cc

Orritor 2.100 Miles

R11: Hayes Fuels Race

26/04/2008 15:30

Race (8 Laps)

11	<u>52</u> 31				
10	<u>22</u> 28	<u>72</u> 29		<u>14</u> 30	
9	<u>20</u> 25	<u>211</u> 26		<u>45</u> 27	C
8	<hr/>				
	22	23		24	
7	<u>56</u> 19			21	
6	<u>43</u> 16	<u>59</u> 17		<u>2</u> 18	
5	<u>44</u> 13	<u>6</u> 14		<u>27</u> 15	B
4	<hr/>				
	10	11		12	
3	<u>51</u> 7			9	
2	<u>61</u> 4	<u>50</u> 5		<u>9</u> 6	
1	<u>23</u> 1	<u>12</u> 2		<u>11</u> 3	A



THE ROYAL HOTEL & BRAESIDE COOKSTOWN 100



CLASSIC 500cc/1000cc

Race 12 - Hayes Fuels Senior Classic

Saturday, 26 April 2008

Pos	Class	No	Name	Machine / Sponsor	Gp	Laps	Total Time	Behind	Speed	-----Best Lap-----		
										Time	Speed	On
Race Classification												
1	C1000	12	Richard FORD	Norton 920	a	8	13:58.334		72.143	1:41.830	74.241	8
2	C500	61	Wattie BROWN	Petty Norton 500	a	8	14:02.129	3.795	71.818	1:43.195	73.259	6
3	C500	23	Allan BREW	Seeley 496 G50 - Mike & Dawn Jacobs	a	8	14:07.777	9.443	71.340	1:43.673	72.922	5
4	C500	59	Anthony AMBLER	Drixton Honda 500	b	8	14:53.458	55.124	67.692	1:48.498	69.679	8
5	C500	44	Alan 'Bud' JACKSON	Norton 500	b	8	14:53.761	55.427	67.669	1:50.474	68.432	3
6	C1000	9	Philip RIDDALL	Weslake 750 - Cairnduff	a	8	14:55.653	57.319	67.526	1:46.946	70.690	3
7	C500	6	Adrian ELWOOD	Drixton Honda 500	b	8	15:07.588	1:09.254	66.638	1:51.879	67.573	2
8	C500	43	Alex McVICKER	Seeley 500	b	8	15:35.963	1:37.629	64.618	1:54.403	66.082	6
9	C500	20	Gary HUTTON	Honda 500	c	7	13:35.981	1 Lap	64.854	1:53.169	66.803	6
10	C500	45	Les CROSS	Seeley 496	c	7	14:11.867	35.886	62.122	1:58.129	63.998	7
11	C500	22	Randal RODERICK	Ducati 440 - Hoey	c	7	14:36.638	1:00.657	60.367	2:01.965	61.985	7
12	C500	211	Tim STEPHENSON	Seeley 496 G50	c	7	14:39.007	1:03.026	60.204	2:02.969	61.479	7
13	C250	72	Gerry O KANE	Suzuki 250	c	7	14:41.094	1:05.113	60.062	1:57.755	64.201	4
14	C500	14	John RIMMER	Seeley 500	c	7	14:48.448	1:12.467	59.565	2:04.443	60.751	7


Fastest Lap

C1000	12	Richard FORD	Norton 920	a						1:41.830	74.241	8
-------	----	--------------	------------	---	--	--	--	--	--	----------	--------	---


Not Classified

DNF	C500	27	Trevor RUFUS	Honda 450	b	6	11:38.899	2 Laps	64.902	1:54.378	66.097	2
DNF	C1000	51	Mark MORGAN	Norton 997 - Sam McKeown	a	5	8:51.288	3 Laps	71.148	1:43.866	72.786	2
DNF	C1000	11	John SCOTT	R North Triumph 930	a	5	8:52.821	1.533	70.943	1:43.421	73.099	5
DNF	C500	2	Freddie STEWART	Seeley Weslake 500	b	1	2:00.053	7 Laps	62.972	2:00.053	62.972	1

These Results are provisional and are subject to ratification by the Stewards of the Meeting.

Track	Orritor	Signed		Organising Club	Cookstown & District MCC
Length(miles)	2.1000		Chief Timekeeper	Warmup Started	
Weather	Cloudy			Race Started	16:57:29.775
Track	Dry	Issued At:	17:15:28	Gp Time Diff - b	11.777 / c 23.868





CLASSIC 500cc/1000cc

Race 12 - Hayes Fuels Senior Classic

Saturday, 26 April 2008

DETAILED RESULT

Race Classification

1 12 Richard FORD

Total Time **13:58.334** Avg Speed **72.143** Behind
 Best Time **1:41.830** Best Speed **74.241** On **8** Gp **a**

Lap	Elapsed Time	Lap Time	Lap Speed
1	1:50.752	1:50.752	68.261
2	3:37.648	1:46.896	70.723
3	5:22.379	1:44.731	72.185
4	7:07.107	1:44.728	72.187
5	8:51.437	1:44.330	72.462
6	10:34.636	1:43.199	73.257
7	12:16.504	1:41.868	74.214
8	13:58.334	1:41.830	74.241

2 61 Wattie BROWN

Total Time **14:02.129** Avg Speed **71.818** Behind **3.795**
 Best Time **1:43.195** Best Speed **73.259** On **6** Gp **a**

Lap	Elapsed Time	Lap Time	Lap Speed
1	1:51.641	1:51.641	67.717
2	3:37.818	1:46.177	71.202
3	5:22.655	1:44.837	72.112
4	7:07.816	1:45.161	71.890
5	8:51.759	1:43.943	72.732
6	10:34.954	1:43.195	73.259
7	12:18.267	1:43.313	73.176
8	14:02.129	1:43.862	72.789

3 23 Allan BREW

Total Time **14:07.777** Avg Speed **71.340** Behind **9.443**
 Best Time **1:43.673** Best Speed **72.922** On **5** Gp **a**

Lap	Elapsed Time	Lap Time	Lap Speed
1	1:51.493	1:51.493	67.807
2	3:38.543	1:47.050	70.621
3	5:24.354	1:45.811	71.448
4	7:09.945	1:45.591	71.597
5	8:53.618	1:43.673	72.922
6	10:39.307	1:45.689	71.531
7	12:23.267	1:43.960	72.720
8	14:07.777	1:44.510	72.338

Race Classification

4 59 Anthony AMBLER

Total Time **14:53.458** Avg Speed **67.692** Behind **55.124**
 Best Time **1:48.498** Best Speed **69.679** On **8** Gp **b**

Lap	Elapsed Time	Lap Time	Lap Speed
1	1:59.222	1:59.222	63.411
2	3:51.171	1:51.949	67.531
3	5:43.623	1:52.452	67.229
4	7:34.191	1:50.568	68.374
5	9:24.396	1:50.205	68.599
6	11:15.950	1:51.554	67.770
7	13:04.960	1:49.010	69.351
8	14:53.458	1:48.498	69.679

5 44 Alan 'Bud' JACKSON

Total Time **14:53.761** Avg Speed **67.669** Behind **55.427**
 Best Time **1:50.474** Best Speed **68.432** On **3** Gp **b**

Lap	Elapsed Time	Lap Time	Lap Speed
1	1:56.048	1:56.048	65.145
2	3:46.532	1:50.484	68.426
3	5:37.006	1:50.474	68.432
4	7:28.067	1:51.061	68.071
5	9:19.080	1:51.013	68.100
6	11:11.624	1:52.544	67.174
7	13:02.311	1:50.687	68.301
8	14:53.761	1:51.450	67.833

6 9 Philip RIDDALL

Total Time **14:55.653** Avg Speed **67.526** Behind **57.319**
 Best Time **1:46.946** Best Speed **70.690** On **3** Gp **a**

Lap	Elapsed Time	Lap Time	Lap Speed
1	1:55.051	1:55.051	65.710
2	3:43.294	1:48.243	69.843
3	5:30.240	1:46.946	70.690
4	7:18.307	1:48.067	69.957
5	9:06.431	1:48.124	69.920
6	10:58.301	1:51.870	67.578
7	12:48.522	1:50.221	68.589
8	14:55.653	2:07.131	59.466





CLASSIC 500cc/1000cc

Race 12 - Hayes Fuels Senior Classic

Saturday, 26 April 2008

DETAILED RESULT

Race Classification

7 6 Adrian ELWOOD

Total Time **15:07.588** Avg Speed **66.638** Behind **1:09.254**
 Best Time **1:51.879** Best Speed **67.573** On **2** Gp **b**

Lap	Elapsed Time	Lap Time	Lap Speed
1	1:59.034	1:59.034	63.511
2	3:50.913	1:51.879	67.573
3	5:43.400	1:52.487	67.208
4	7:35.815	1:52.415	67.251
5	9:27.798	1:51.983	67.510
6	11:22.021	1:54.223	66.186
7	13:14.570	1:52.549	67.171
8	15:07.588	1:53.018	66.892

8 43 Alex McVICKER

Total Time **15:35.963** Avg Speed **64.618** Behind **1:37.629**
 Best Time **1:54.403** Best Speed **66.082** On **6** Gp **b**

Lap	Elapsed Time	Lap Time	Lap Speed
1	2:06.235	2:06.235	59.888
2	4:03.691	1:57.456	64.365
3	6:00.732	1:57.041	64.593
4	7:56.477	1:55.745	65.316
5	9:51.775	1:55.298	65.569
6	11:46.178	1:54.403	66.082
7	13:40.983	1:54.805	65.851
8	15:35.963	1:54.980	65.751

9 20 Gary HUTTON

Total Time **13:35.981** Avg Speed **64.854** Behind **1 Lap**
 Best Time **1:53.169** Best Speed **66.803** On **6** Gp **c**

Lap	Elapsed Time	Lap Time	Lap Speed
1	2:04.710	2:04.710	60.621
2	4:00.234	1:55.524	65.441
3	5:55.305	1:55.071	65.699
4	7:52.616	1:57.311	64.444
5	9:47.559	1:54.943	65.772
6	11:40.728	1:53.169	66.803
7	13:35.981	1:55.253	65.595

10 45 Les CROSS

Total Time **14:11.867** Avg Speed **62.122** Behind **35.886**
 Best Time **1:58.129** Best Speed **63.998** On **7** Gp **c**

Lap	Elapsed Time	Lap Time	Lap Speed
1	2:11.560	2:11.560	57.464
2	4:14.918	2:03.358	61.285
3	6:14.368	1:59.450	63.290
4	8:15.422	2:01.054	62.451
5	10:15.317	1:59.895	63.055
6	12:13.738	1:58.421	63.840
7	14:11.867	1:58.129	63.998

Race Classification

11 22 Randal RODERICK

Total Time **14:36.638** Avg Speed **60.367** Behind **1:00.657**
 Best Time **2:01.965** Best Speed **61.985** On **7** Gp **c**

Lap	Elapsed Time	Lap Time	Lap Speed
1	2:10.567	2:10.567	57.901
2	4:16.170	2:05.603	60.190
3	6:21.038	2:04.868	60.544
4	8:27.255	2:06.217	59.897
5	10:32.044	2:04.789	60.582
6	12:34.673	2:02.629	61.649
7	14:36.638	2:01.965	61.985

12 211 Tim STEPHENSON

Total Time **14:39.007** Avg Speed **60.204** Behind **1:03.026**
 Best Time **2:02.969** Best Speed **61.479** On **7** Gp **c**

Lap	Elapsed Time	Lap Time	Lap Speed
1	2:11.870	2:11.870	57.329
2	4:16.772	2:04.902	60.527
3	6:21.506	2:04.734	60.609
4	8:27.112	2:05.606	60.188
5	10:32.982	2:05.870	60.062
6	12:36.038	2:03.056	61.435
7	14:39.007	2:02.969	61.479

13 72 Gerry O KANE

Total Time **14:41.094** Avg Speed **60.062** Behind **1:05.113**
 Best Time **1:57.755** Best Speed **64.201** On **4** Gp **c**

Lap	Elapsed Time	Lap Time	Lap Speed
1	2:11.292	2:11.292	57.582
2	4:13.583	2:02.291	61.820
3	6:12.732	1:59.149	63.450
4	8:10.487	1:57.755	64.201
5	10:09.370	1:58.883	63.592
6	12:23.603	2:14.233	56.320
7	14:41.094	2:17.491	54.985


14 14 John RIMMER

Total Time **14:48.448** Avg Speed **59.565** Behind **1:12.467**
 Best Time **2:04.443** Best Speed **60.751** On **7** Gp **c**

Lap	Elapsed Time	Lap Time	Lap Speed
1	2:09.665	2:09.665	58.304
2	4:14.635	2:04.970	60.495
3	6:20.819	2:06.184	59.913
4	8:26.775	2:05.956	60.021
5	10:37.945	2:11.170	57.635
6	12:44.005	2:06.060	59.971
7	14:48.448	2:04.443	60.751

Not Classified





CLASSIC 500cc/1000cc

Race 12 - Hayes Fuels Senior Classic

Saturday, 26 April 2008

DETAILED RESULT

Not Classified

DNF 27 Trevor RUFUS

Total Time **11:38.899** Avg Speed **64.902** Behind **2 Laps**
 Best Time **1:54.378** Best Speed **66.097** On **2** Gp **b**

Lap	Elapsed Time	Lap Time	Lap Speed
1	2:02.505	2:02.505	61.712
2	3:56.883	1:54.378	66.097
3	5:52.522	1:55.639	65.376
4	7:47.273	1:54.751	65.882
5	9:43.087	1:55.814	65.277
6	11:38.899	1:55.812	65.278

DNF 51 Mark MORGAN

Total Time **8:51.288** Avg Speed **71.148** Behind **3 Laps**
 Best Time **1:43.866** Best Speed **72.786** On **2** Gp **a**

Lap	Elapsed Time	Lap Time	Lap Speed
1	1:47.867	1:47.867	70.086
2	3:31.733	1:43.866	72.786
3	5:17.626	1:45.893	71.393
4	7:03.653	1:46.027	71.303
5	8:51.288	1:47.635	70.237

DNF 11 John SCOTT

Total Time **8:52.821** Avg Speed **70.943** Behind **1.533**
 Best Time **1:43.421** Best Speed **73.099** On **5** Gp **a**

Lap	Elapsed Time	Lap Time	Lap Speed
1	1:50.503	1:50.503	68.414
2	3:38.230	1:47.727	70.177
3	5:25.122	1:46.892	70.726
4	7:09.400	1:44.278	72.499
5	8:52.821	1:43.421	73.099

DNF 2 Freddie STEWART

Total Time **2:00.053** Avg Speed **62.972** Behind **7 Laps**
 Best Time **2:00.053** Best Speed **62.972** On **1** Gp **b**

Lap	Elapsed Time	Lap Time	Lap Speed
1	2:00.053	2:00.053	62.972




THE ROYAL HOTEL & BRAESIDE COOKSTOWN 100

CLASSIC 500cc/1000cc

Race 12 - Hayes Fuels Senior Classic

LAP CHART



1					3					5				
No	Name	G	Elapsed Time	Lap Time	No	Name	G	Elapsed Time	Lap Time	No	Name	G	Elapsed Time	Lap Time
51	Mark MORGAN	a	1:47.867	1:47.867	51	Mark MORGAN	a	5:17.626	1:45.893	51	Mark MORGAN	a	8:51.288	1:47.635
11	John SCOTT	a	1:50.503	1:50.503	12	Richard FORD	a	5:22.379	1:44.731	12	Richard FORD	a	8:51.437	1:44.330
12	Richard FORD	a	1:50.752	1:50.752	61	Wattie BROWN	a	5:22.655	1:44.837	61	Wattie BROWN	a	8:51.759	1:43.943
23	Allan BREW	a	1:51.493	1:51.493	23	Allan BREW	a	5:24.354	1:45.811	11	John SCOTT	a	8:52.821	1:43.421
61	Wattie BROWN	a	1:51.641	1:51.641	11	John SCOTT	a	5:25.122	1:46.892	23	Allan BREW	a	8:53.618	1:43.673
9	Philip RIDDALL	a	1:55.051	1:55.051	9	Philip RIDDALL	a	5:30.240	1:46.946	9	Philip RIDDALL	a	9:06.431	1:48.124
44	Alan 'Bud' JACKSON	b	1:56.048	1:56.048	44	Alan 'Bud' JACKSON	b	5:37.006	1:50.474	44	Alan 'Bud' JACKSON	b	9:19.080	1:51.013
6	Adrian ELWOOD	b	1:59.034	1:59.034	6	Adrian ELWOOD	b	5:43.400	1:52.487	59	Anthony AMBLER	b	9:24.396	1:50.205
59	Anthony AMBLER	b	1:59.222	1:59.222	59	Anthony AMBLER	b	5:43.623	1:52.452	6	Adrian ELWOOD	b	9:27.798	1:51.983
2	Freddie STEWART	b	2:00.053	2:00.053	27	Trevor RUFUS	b	5:52.522	1:55.639	27	Trevor RUFUS	b	9:43.087	1:55.814
27	Trevor RUFUS	b	2:02.505	2:02.505	20	Gary HUTTON	c	5:55.305	1:55.071	20	Gary HUTTON	c	9:47.559	1:54.943
20	Gary HUTTON	c	2:04.710	2:04.710	43	Alex McVICKER	b	6:00.732	1:57.041	43	Alex McVICKER	b	9:51.775	1:55.298
43	Alex McVICKER	b	2:06.235	2:06.235	72	Gerry O KANE	c	6:12.732	1:59.149	72	Gerry O KANE	c	10:09.370	1:58.883
14	John RIMMER	c	2:09.665	2:09.665	45	Les CROSS	c	6:14.368	1:59.450	45	Les CROSS	c	10:15.317	1:59.895
22	Randal RODERICK	c	2:10.567	2:10.567	14	John RIMMER	c	6:20.819	2:06.184	22	Randal RODERICK	c	10:32.044	2:04.789
72	Gerry O KANE	c	2:11.292	2:11.292	22	Randal RODERICK	c	6:21.038	2:04.868	211	Tim STEPHENSON	c	10:32.982	2:05.870
45	Les CROSS	c	2:11.560	2:11.560	211	Tim STEPHENSON	c	6:21.506	2:04.734	14	John RIMMER	c	10:37.945	2:11.170
211	Tim STEPHENSON	c	2:11.870	2:11.870										

2					4					6				
No	Name	G	Elapsed Time	Lap Time	No	Name	G	Elapsed Time	Lap Time	No	Name	G	Elapsed Time	Lap Time
51	Mark MORGAN	a	3:31.733	1:43.866	51	Mark MORGAN	a	7:03.653	1:46.027	12	Richard FORD	a	10:34.636	1:43.199
12	Richard FORD	a	3:37.648	1:46.896	12	Richard FORD	a	7:07.107	1:44.728	61	Wattie BROWN	a	10:34.954	1:43.195
61	Wattie BROWN	a	3:37.818	1:46.177	61	Wattie BROWN	a	7:07.816	1:45.161	23	Allan BREW	a	10:39.307	1:45.689
11	John SCOTT	a	3:38.230	1:47.727	11	John SCOTT	a	7:09.400	1:44.278	9	Philip RIDDALL	a	10:58.301	1:51.870
23	Allan BREW	a	3:38.543	1:47.050	23	Allan BREW	a	7:09.945	1:45.591	44	Alan 'Bud' JACKSON	b	11:11.624	1:52.544
9	Philip RIDDALL	a	3:43.294	1:48.243	9	Philip RIDDALL	a	7:18.307	1:48.067	59	Anthony AMBLER	b	11:15.950	1:51.554
44	Alan 'Bud' JACKSON	b	3:46.532	1:50.484	44	Alan 'Bud' JACKSON	b	7:28.067	1:51.061	6	Adrian ELWOOD	b	11:22.021	1:54.223
6	Adrian ELWOOD	b	3:50.913	1:51.879	59	Anthony AMBLER	b	7:34.191	1:50.568	27	Trevor RUFUS	b	11:38.899	1:55.812
59	Anthony AMBLER	b	3:51.171	1:51.949	6	Adrian ELWOOD	b	7:35.815	1:52.415	20	Gary HUTTON	c	11:40.728	1:53.169
27	Trevor RUFUS	b	3:56.883	1:54.378	27	Trevor RUFUS	b	7:47.273	1:54.751	43	Alex McVICKER	b	11:46.178	1:54.403
20	Gary HUTTON	c	4:00.234	1:55.524	20	Gary HUTTON	c	7:52.616	1:57.311	45	Les CROSS	c	12:13.738	1:58.421
43	Alex McVICKER	b	4:03.691	1:57.456	43	Alex McVICKER	b	7:56.477	1:55.745	72	Gerry O KANE	c	12:23.603	2:14.233
72	Gerry O KANE	c	4:13.583	2:02.291	72	Gerry O KANE	c	8:10.487	1:57.755	22	Randal RODERICK	c	12:34.673	2:02.629
14	John RIMMER	c	4:14.635	2:04.970	45	Les CROSS	c	8:15.422	2:01.054	211	Tim STEPHENSON	c	12:36.038	2:03.056
45	Les CROSS	c	4:14.918	2:03.358	14	John RIMMER	c	8:26.775	2:05.956	14	John RIMMER	c	12:44.005	2:06.060
22	Randal RODERICK	c	4:16.170	2:05.603	211	Tim STEPHENSON	c	8:27.112	2:05.606					
211	Tim STEPHENSON	c	4:16.772	2:04.902	22	Randal RODERICK	c	8:27.255	2:06.217					

THE ROYAL HOTEL & BRAESIDE COOKSTOWN 100

CLASSIC 500cc/1000cc

Race 12 - Hayes Fuels Senior Classic

LAP CHART



7

No	Name	G	Elapsed Time	Lap Time
12	Richard FORD	a	12:16.504	1:41.868
61	Wattie BROWN	a	12:18.267	1:43.313
23	Allan BREW	a	12:23.267	1:43.960
9	Philip RIDDALL	a	12:48.522	1:50.221
44	Alan 'Bud' JACKSON	b	13:02.311	1:50.687
59	Anthony AMBLER	b	13:04.960	1:49.010
6	Adrian ELWOOD	b	13:14.570	1:52.549
20	Gary HUTTON	c	13:35.981	1:55.253
43	Alex McVICKER	b	13:40.983	1:54.805
45	Les CROSS	c	14:11.867	1:58.129
22	Randal RODERICK	c	14:36.638	2:01.965
211	Tim STEPHENSON	c	14:39.007	2:02.969
72	Gerry O KANE	c	14:41.094	2:17.491
14	John RIMMER	c	14:48.448	2:04.443

8

No	Name	G	Elapsed Time	Lap Time
12	Richard FORD	a	13:58.334	1:41.830
61	Wattie BROWN	a	14:02.129	1:43.862
23	Allan BREW	a	14:07.777	1:44.510
59	Anthony AMBLER	b	14:53.458	1:48.498
44	Alan 'Bud' JACKSON	b	14:53.761	1:51.450
9	Philip RIDDALL	a	14:55.653	2:07.131
6	Adrian ELWOOD	b	15:07.588	1:53.018
43	Alex McVICKER	b	15:35.963	1:54.980