



**Royal Hotel**  
**& BRAESIDE**

**COOKSTOWN 100**


**Friday 27<sup>th</sup> & Saturday 28<sup>th</sup> April 2007**

**promoted by Cookstown & District MCC**  
[www.cookstown100.co.uk](http://www.cookstown100.co.uk)




**BILL EASTWOOD**  
**BUILDING & JOINERY**  
**CONTRACTORS**

**SUPPORT 750cc A & B CLASSES**



Department of  
**Agriculture and  
Rural Development**  
[www.dardni.gov.uk](http://www.dardni.gov.uk)

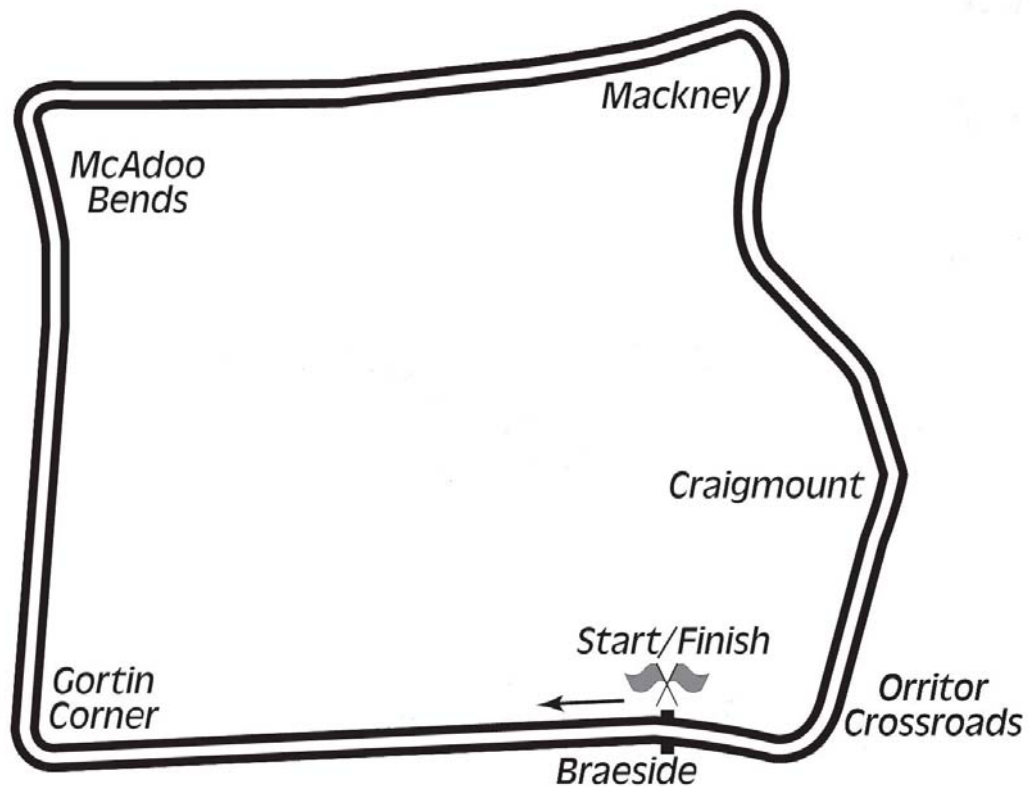


**2&4**  
WHEEL MOTORSPORT  
STEERING GROUP LTD.



# Orritor Circuit

2.1 miles



## LAP RECORDS

Class	Rider	Machine	m	s	mph	Year
125cc	Darran Lindsay	Honda	1	34.778	79.765	2005
250cc	Davy Morgan	Honda	1	32.262	81.941	2006
Supersport 600	Ryan Farquhar	Kawasaki	1	27.636	86.266	2005
Open 1000cc	Martin Finnegan	Honda	1	25.788	88.124	2006
Support 750cc	Wayne Kirwan	Suzuki	1	32.086	82.097	2006
Support 400cc	Michael Dunlop	250 Yamaha	1	36.181	78.602	2006
Classic 1000cc	Wattie Brown	920 Norton	1	40.273	75.394	2006
Classic 500cc	Colin Rodgers	Honda	1	42.787	73.550	2004
Classic 350cc	Paul Coward	Honda	1	43.421	73.099	2004
Classic 250cc	Geoff McMullan	Suzuki	1	47.294	70.461	2006

### THE ROYAL HOTEL & BRAESIDE COOKSTOWN 100

Sorted on Best Lap time

#### SUPPORT 750

Orritor 2.100 Miles

#### Group A Qualifying

27/04/2007 18:30

#### Practice

Pos	Class	No.	Name	Machine	Team/Sponsor	Best Tm	Diff	Gap	Best Spd	Lap	Laps	2nd Best
1	Sup750	75	Damien HOWARD	Suzuki 750	P&L	1:36.337	-	-	78.475	4	5	1:37.596
2	Sup750	73	Derek COSTELLO	Kawasaki 600		1:36.934	+0.597	+0.597	77.991	4	5	1:37.492
3	Sup750	99	David YEOMANS	Honda 600		1:37.102	+0.765	+0.168	77.856	4	5	1:39.533
4	Sup750	171	Declan DUFFY	Yamaha 600		1:38.270	+1.933	+1.168	76.931	3	5	1:38.734
5	Sup750	10	David LUMSDEN	Yamaha 640		1:38.761	+2.424	+0.491	76.548	4	5	1:39.236
6	Sup750	36	Andy FARRELL	Honda 600		1:40.841	+4.504	+2.080	74.970	4	5	1:40.988
7	Sup750	62	Alan O'DWYER	Suzuki 750	Diamond Edge Racing	1:41.645	+5.308	+0.804	74.377	2	5	1:44.601
8	Sup750	88	Mark YOUNG	Kawasaki 600	AutoTech	1:41.699	+5.362	+0.054	74.337	4	5	1:46.980
9	Sup750	72	Michael GILLAN	Yamaha 600		1:42.029	+5.692	+0.330	74.097	4	5	1:44.166
10	Sup750	33	David HOWARD	Suzuki 750		1:43.460	+7.123	+1.431	73.072	4	5	1:45.494
11	Sup750	45	Darran FAGAN	Yamaha 600		1:43.501	+7.164	+0.041	73.043	4	5	1:43.964
12	Sup750	29	Neil LYONS	Honda 600		1:43.668	+7.331	+0.167	72.925	4	5	1:46.849
13	Sup750	35	Colin McWHIRTER	Yamaha 600	Chaos Racing	1:45.474	+9.137	+1.806	71.676	4	5	1:46.210
14	Sup750	30	Aron HATCH	Yamaha 600		1:45.539	+9.202	+0.065	71.632	4	5	1:46.335
15	Sup750	42	Adrian O'SULLIVAN	Suzuki 750		1:45.696	+9.359	+0.157	71.526	2	5	1:45.871
16	Sup750	50	James CHRISTIE	Yamaha 600	Team JCR	1:46.442	+10.105	+0.746	71.025	4	4	1:50.724
17	Sup750	96	Stephen CARR	Suzuki 600		1:48.591	+12.254	+2.149	69.619	4	5	1:49.017
18	Sup750	161	Martin BRYAN	Yamaha 600		1:48.606	+12.269	+0.015	69.609	3	5	1:49.297
19	Sup750	57	Adrian LOGUE	Suzuki 750		1:48.846	+12.509	+0.240	69.456	3	5	1:49.782
20	Sup750	40	Peter O'FLAHERTY	Suzuki 600		1:49.231	+12.894	+0.385	69.211	3	5	1:50.573
21	Sup750	12	Brian LOUGHLIN	Suzuki 650		1:49.360	+13.023	+0.129	69.129	4	5	1:49.981
22	Sup750	92	Noel CARROLL	Suzuki 750		1:49.528	+13.191	+0.168	69.023	3	5	1:54.744
23	Sup750	112	Martin CURRAMS	Suzuki 750		1:49.693	+13.356	+0.165	68.920	2	5	1:54.228
24	Sup750	53	Paul KENNEDY	Yamaha 600		1:54.443	+18.106	+4.750	66.059	4	5	1:56.866
25	Sup750	169	Philip MULLAN	Honda 600		1:54.773	+18.436	+0.330	65.869	4	5	1:57.193
26	Sup750	59	Paul SIMPSON	Suzuki 750	SMC	1:55.050	+18.713	+0.277	65.711	4	5	1:56.296

### THE ROYAL HOTEL & BRAESIDE COOKSTOWN 100

#### SUPPORT 750

Orritor 2.100 Miles

#### Group A Qualifying

27/04/2007 18:30

#### Practice

<b>(75) Damien HOWARD</b>			<b>(33) David HOWARD</b>			<b>(57) Adrian LOGUE</b>		
1	--:--		1	--:--		1	--:--	
2	<b>1:43.628</b>	+7.291	2	<b>1:53.916</b>	+10.456	2	<b>1:55.767</b>	+6.921
3	<b>1:37.596</b>	+1.259	3	<b>1:45.494</b>	+2.034	3	<b>1:48.846</b>	-
4	<b>1:36.337</b>	-	4	<b>1:43.460</b>	-	4	<b>1:49.782</b>	+0.936
5	<b>1:53.159</b>	+16.822	5	<b>2:05.226</b>	+21.766	5	<b>2:08.609</b>	+19.763
<b>(73) Derek COSTELLO</b>			<b>(45) Darran FAGAN</b>			<b>(40) Peter O'FLAHERTY</b>		
1	--:--		1	--:--		1	--:--	
2	<b>1:40.040</b>	+3.106	2	<b>1:45.097</b>	+1.596	2	<b>1:50.573</b>	+1.342
3	<b>1:37.492</b>	+0.558	3	<b>1:43.964</b>	+0.463	3	<b>1:49.231</b>	-
4	<b>1:36.934</b>	-	4	<b>1:43.501</b>	-	4	<b>1:53.409</b>	+4.178
5	<b>2:08.176</b>	+31.242	5	<b>2:02.439</b>	+18.938	5	<b>2:08.497</b>	+19.266
<b>(99) David YEOMANS</b>			<b>(29) Neil LYONS</b>			<b>(12) Brian LOUGHLIN</b>		
1	--:--		1	--:--		1	--:--	
2	<b>1:39.533</b>	+2.431	2	<b>1:47.006</b>	+3.338	2	<b>1:53.306</b>	+3.946
3	<b>1:40.861</b>	+3.759	3	<b>1:46.849</b>	+3.181	3	<b>1:49.981</b>	+0.621
4	<b>1:37.102</b>	-	4	<b>1:43.668</b>	-	4	<b>1:49.360</b>	-
5	<b>2:01.707</b>	+24.605	5	<b>2:05.528</b>	+21.860	5	<b>2:09.441</b>	+20.081
<b>(171) Declan DUFFY</b>			<b>(35) Colin McWHIRTER</b>			<b>(92) Noel CARROLL</b>		
1	--:--		1	--:--		1	--:--	
2	<b>1:39.991</b>	+1.721	2	<b>1:48.807</b>	+3.333	2	<b>1:54.744</b>	+5.216
3	<b>1:38.270</b>	-	3	<b>1:46.210</b>	+0.736	3	<b>1:49.528</b>	-
4	<b>1:38.734</b>	+0.464	4	<b>1:45.474</b>	-	4	<b>1:58.369</b>	+8.841
5	<b>2:06.553</b>	+28.283	5	<b>1:48.166</b>	+2.692	5	<b>2:06.348</b>	+16.820
<b>(10) David LUMSDEN</b>			<b>(30) Aron HATCH</b>			<b>(112) Martin CURRAMS</b>		
1	--:--		1	--:--		1	--:--	
2	<b>1:40.513</b>	+1.752	2	<b>1:49.839</b>	+4.300	2	<b>1:49.693</b>	-
3	<b>1:39.236</b>	+0.475	3	<b>1:46.335</b>	+0.796	3	<b>1:56.580</b>	+6.887
4	<b>1:38.761</b>	-	4	<b>1:45.539</b>	-	4	<b>1:54.228</b>	+4.535
5	<b>2:06.338</b>	+27.577	5	<b>1:54.072</b>	+8.533	5	<b>2:08.706</b>	+19.013
<b>(36) Andy FARRELL</b>			<b>(42) Adrian O'SULLIVAN</b>			<b>(53) Paul KENNEDY</b>		
1	--:--		1	--:--		1	--:--	
2	<b>1:42.483</b>	+1.642	2	<b>1:45.696</b>	-	2	<b>1:56.866</b>	+2.423
3	<b>1:40.988</b>	+0.147	3	<b>2:10.994</b>	+25.298	3	<b>1:57.186</b>	+2.743
4	<b>1:40.841</b>	-	4	<b>1:45.871</b>	+0.175	4	<b>1:54.443</b>	-
5	<b>2:01.584</b>	+20.743	5	<b>2:04.350</b>	+18.654	5	<b>2:05.964</b>	+11.521
<b>(62) Alan O'DWYER</b>			<b>(50) James CHRISTIE</b>			<b>(169) Philip MULLAN</b>		
1	--:--		1	--:--		1	--:--	
2	<b>1:41.645</b>	-	2	<b>1:52.488</b>	+6.046	2	<b>1:57.193</b>	+2.420
3	<b>1:44.601</b>	+2.956	3	<b>1:50.724</b>	+4.282	3	<b>1:57.735</b>	+2.962
4	<b>1:45.380</b>	+3.735	4	<b>1:46.442</b>	-	4	<b>1:54.773</b>	-
5	<b>1:57.621</b>	+15.976				5	<b>2:07.038</b>	+12.265
<b>(88) Mark YOUNG</b>			<b>(96) Stephen CARR</b>			<b>(59) Paul SIMPSON</b>		
1	--:--		1	--:--		1	--:--	
2	<b>1:46.980</b>	+5.281	2	<b>1:52.079</b>	+3.488	2	<b>1:56.938</b>	+1.888
3	<b>1:48.850</b>	+7.151	3	<b>1:49.017</b>	+0.426	3	<b>1:56.296</b>	+1.246
4	<b>1:41.699</b>	-	4	<b>1:48.591</b>	-	4	<b>1:55.050</b>	-
5	<b>1:59.074</b>	+17.375	5	<b>2:03.966</b>	+15.375	5	<b>2:03.503</b>	+8.453
<b>(72) Michael GILLAN</b>			<b>(161) Martin BRYAN</b>					
1	--:--		1	--:--				
2	<b>1:47.049</b>	+5.020	2	<b>1:54.685</b>	+6.079			
3	<b>1:45.729</b>	+3.700	3	<b>1:48.606</b>	-			
4	<b>1:42.029</b>	-	4	<b>1:49.297</b>	+0.691			

Printed: 27/04/2007 19:15:35

Licensed to: MCUI

Provisional results subject to confirmation by the Stewards of the Meeting

Orbits 3

Promoted by Cookstown & District MCC

www.amb-it.com

MCUI (Ulster Centre) Timing

www.mylaps.com

www.mcui-uc.org.uk



**THE ROYAL HOTEL & BRAESIDE COOKSTOWN 100**

**Sorted on Best Lap time**

**SUPPORT 750**

**Orritor 2.100 Miles**

**Group B Qualifying**

**27/04/2007 18:50**

**Practice**

Pos	Class	No.	Name	Machine	Team/Sponsor	Best Tm	Diff	Gap	Best Spd	Lap	Laps	2nd Best
1	Sup750	65	Michael SWEENEY	Suzuki 750		1:33.509	-	-	80.848	3	5	1:33.509
2	Sup750	64	Stephen McKNIGHT	Yamaha 600		1:33.563	+0.054	+0.054	80.801	4	5	1:34.955
3	Sup750	44	Craig GIBSON	Yamaha 600	Leitrim Construction	1:34.134	+0.625	+0.571	80.311	2	6	1:34.142
4	Sup750	27	James McCANN	Suzuki	Highway Barrier Solutions	1:34.249	+0.740	+0.115	80.213	2	5	1:34.807
5	Sup750	38	Gary ROBINSON	Yamaha 600	Melting Moments	1:35.491	+1.982	+1.242	79.170	4	5	1:35.916
6	Sup750	69	Peter NEWELL	Yamaha 600		1:37.819	+4.310	+2.328	77.286	4	5	1:38.857
7	Sup750	51	Darwyn YOUNG	Honda 600		1:38.026	+4.517	+0.207	77.122	4	5	1:39.395
8	Sup750	61	Robert GORDON	Honda 600		1:39.043	+5.534	+1.017	76.330	3	5	1:39.346
9	Sup750	49	William COWDEN	Honda 600	Warley	1:39.180	+5.671	+0.137	76.225	3	5	1:39.186
10	Sup750	191	Jack WILLIAMSON	Suzuki 750	Maineside Racing	1:39.582	+6.073	+0.402	75.917	4	5	1:40.144
11	Sup750	20	Sean SMITH	Suzuki 750		1:39.680	+6.171	+0.098	75.843	4	5	1:40.297
12	Sup750	80	Dave IRVINE	Yamaha 600		1:39.773	+6.264	+0.093	75.772	2	5	1:40.178
13	Sup750	11	John CAHILL	Suzuki 750		1:39.826	+6.317	+0.053	75.732	4	5	1:43.231
14	Sup750	19	Adrian MULLEN	Yamaha 600		1:40.242	+6.733	+0.416	75.417	3	5	1:41.300
15	Sup750	82	Lars JONES	Yamaha 600		1:40.442	+6.933	+0.200	75.267	4	5	1:43.710
16	Sup750	68	Neil VICARS	Honda 600		1:41.912	+8.403	+1.470	74.182	4	5	1:42.630
17	Sup750	60	George SCOTT	Honda 600		1:42.711	+9.202	+0.799	73.605	4	5	1:46.291
18	Sup750	119	R J WOOLSEY	Suzuki 600	Woolsey Concrete	1:43.347	+9.838	+0.636	73.152	4	5	1:45.959
19	Sup750	47	David BLACK	Suzuki 600		1:43.420	+9.911	+0.073	73.100	4	5	1:44.435
20	Sup750	63	James COONEY	Suzuki 750	Diamond Edge Racing	1:44.914	+11.405	+1.494	72.059	4	5	1:46.034
21	Sup750	15	Karl CURTIS	Yamaha 600		1:46.390	+12.881	+1.476	71.059	4	5	1:46.978
22	Sup750	136	John DUNNE	Suzuki 750		1:51.379	+17.870	+4.989	67.876	4	5	1:51.851

### THE ROYAL HOTEL & BRAESIDE COOKSTOWN 100

#### SUPPORT 750

Orritor 2.100 Miles

#### Group B Qualifying

27/04/2007 18:50

#### Practice

<u>(65) Michael SWEENEY</u>		4	<b>1:39.186</b>	+0.006	3	<b>1:45.959</b>	+2.612	
1	--:--	5	<b>1:55.214</b>	+16.034	4	<b>1:43.347</b>	-	
2	<b>1:35.814</b>	+2.305	<u>(191) Jack WILLIAMSON</u>		5	<b>2:04.883</b>	+21.536	
3	<b>1:33.509</b>	-	1	--:--	<u>(47) David BLACK</u>			
4	<b>1:33.509</b>	-	2	<b>1:42.363</b>	+2.781	1	--:--	
5	<b>2:14.130</b>	+40.621	3	<b>1:40.144</b>	+0.562	2	<b>1:46.143</b>	+2.723
<u>(64) Stephen McKNIGHT</u>		4	<b>1:39.582</b>	-	3	<b>1:44.435</b>	+1.015	
1	--:--	5	<b>2:01.963</b>	+22.381	4	<b>1:43.420</b>	-	
2	<b>1:37.233</b>	+3.670	<u>(20) Sean SMITH</u>		5	<b>2:11.201</b>	+27.781	
3	<b>1:34.955</b>	+1.392	1	--:--	<u>(63) James COONEY</u>			
4	<b>1:33.563</b>	-	2	<b>1:43.619</b>	+3.939	1	--:--	
5	<b>1:58.091</b>	+24.528	3	<b>1:40.297</b>	+0.617	2	<b>1:48.396</b>	+3.482
<u>(44) Craig GIBSON</u>		4	<b>1:39.680</b>	-	3	<b>1:46.034</b>	+1.120	
1	--:--	5	<b>1:48.021</b>	+8.341	4	<b>1:44.914</b>	-	
2	<b>1:34.134</b>	-	<u>(80) Dave IRVINE</u>		5	<b>2:12.521</b>	+27.607	
3	<b>1:34.157</b>	+0.023	1	--:--	<u>(15) Karl CURTIS</u>			
4	<b>1:34.142</b>	+0.008	2	<b>1:39.773</b>	-	1	--:--	
5	<b>1:35.607</b>	+1.473	3	<b>1:40.178</b>	+0.405	2	<b>1:49.169</b>	+2.779
6	<b>1:58.259</b>	+24.125	4	<b>1:40.717</b>	+0.944	3	<b>1:46.978</b>	+0.588
<u>(27) James McCANN</u>		5	<b>2:02.621</b>	+22.848	4	<b>1:46.390</b>	-	
1	--:--	<u>(11) John CAHILL</u>		5	<b>2:05.605</b>	+19.215	<u>(136) John DUNNE</u>	
2	<b>1:34.249</b>	-	1	--:--	1	--:--	2	<b>1:52.982</b>
3	<b>1:37.003</b>	+2.754	2	<b>1:43.809</b>	+3.983	2	<b>1:51.851</b>	+0.472
4	<b>1:34.807</b>	+0.558	3	<b>1:43.231</b>	+3.405	3	<b>1:51.379</b>	-
5	<b>2:00.429</b>	+26.180	4	<b>1:39.826</b>	-	4	<b>1:58.029</b>	+6.650
<u>(38) Gary ROBINSON</u>		5	<b>1:55.500</b>	+15.674	<u>(19) Adrian MULLEN</u>		<u>(69) Peter NEWELL</u>	
1	--:--	<u>(19) John CAHILL</u>		1	--:--	1	--:--	2
2	<b>1:41.490</b>	+5.999	1	--:--	2	<b>1:42.256</b>	+2.014	3
3	<b>1:35.916</b>	+0.425	2	<b>1:43.809</b>	+3.983	3	<b>1:40.242</b>	-
4	<b>1:35.491</b>	-	3	<b>1:43.231</b>	+3.405	4	<b>1:41.300</b>	+1.058
5	<b>1:56.208</b>	+20.717	4	<b>1:39.826</b>	-	5	<b>1:55.202</b>	+14.960
<u>(51) Darwyn YOUNG</u>		5	<b>1:55.500</b>	+15.674	<u>(82) Lars JONES</u>		<u>(61) Robert GORDON</u>	
1	--:--	<u>(19) Adrian MULLEN</u>		1	--:--	1	--:--	2
2	<b>1:41.490</b>	+5.999	1	--:--	2	<b>1:43.710</b>	+3.268	3
3	<b>1:35.916</b>	+0.425	2	<b>1:42.256</b>	+2.014	3	<b>1:43.842</b>	+3.400
4	<b>1:35.491</b>	-	3	<b>1:40.242</b>	-	4	<b>1:40.442</b>	-
5	<b>1:56.208</b>	+20.717	4	<b>1:41.300</b>	+1.058	5	<b>1:53.620</b>	+13.178
<u>(69) Peter NEWELL</u>		5	<b>1:55.202</b>	+14.960	<u>(68) Neil VICARS</u>		<u>(51) Darwyn YOUNG</u>	
1	--:--	<u>(82) Lars JONES</u>		1	--:--	1	--:--	2
2	<b>1:38.857</b>	+1.038	1	--:--	2	<b>1:42.630</b>	+0.718	3
3	<b>1:45.852</b>	+8.033	2	<b>1:43.710</b>	+3.268	3	<b>1:43.107</b>	+1.195
4	<b>1:37.819</b>	-	3	<b>1:43.842</b>	+3.400	4	<b>1:41.912</b>	-
5	<b>2:08.364</b>	+30.545	4	<b>1:40.442</b>	-	5	<b>1:58.628</b>	+16.716
<u>(51) Darwyn YOUNG</u>		5	<b>1:53.620</b>	+13.178	<u>(68) Neil VICARS</u>		<u>(61) Robert GORDON</u>	
1	--:--	<u>(68) Neil VICARS</u>		1	--:--	1	--:--	2
2	<b>1:39.395</b>	+1.369	1	--:--	2	<b>1:42.630</b>	+0.718	3
3	<b>1:40.793</b>	+2.767	2	<b>1:42.630</b>	+0.718	3	<b>1:43.107</b>	+1.195
4	<b>1:38.026</b>	-	3	<b>1:43.107</b>	+1.195	4	<b>1:41.912</b>	-
5	<b>1:58.442</b>	+20.416	4	<b>1:41.912</b>	-	5	<b>1:58.628</b>	+16.716
<u>(61) Robert GORDON</u>		5	<b>1:58.628</b>	+16.716	<u>(60) George SCOTT</u>		<u>(49) William COWDEN</u>	
1	--:--	<u>(60) George SCOTT</u>		1	--:--	1	--:--	2
2	<b>1:39.346</b>	+0.303	1	--:--	2	<b>1:47.605</b>	+4.894	3
3	<b>1:39.043</b>	-	2	<b>1:47.605</b>	+4.894	3	<b>1:46.291</b>	+3.580
4	<b>1:39.892</b>	+0.849	3	<b>1:46.291</b>	+3.580	4	<b>1:42.711</b>	-
5	<b>1:58.016</b>	+18.973	4	<b>1:42.711</b>	-	5	<b>2:05.616</b>	+22.905
<u>(49) William COWDEN</u>		5	<b>2:05.616</b>	+22.905	<u>(119) R J WOOLSEY</u>		<u>(49) William COWDEN</u>	
1	--:--	<u>(119) R J WOOLSEY</u>		1	--:--	1	--:--	2
2	<b>1:41.474</b>	+2.294	1	--:--	2	<b>1:47.792</b>	+4.445	3
3	<b>1:39.180</b>	-	2	<b>1:47.792</b>	+4.445			

### THE ROYAL HOTEL & BRAESIDE COOKSTOWN 100

#### SUPPORT 750

#### Orritor 2.100 Miles

#### Combined Qualifying

Pos	Class	No.	Name	Machine	Team/Sponsor	Overall BestTm	Diff	Gap	R1. Best Tm	R2. Best Tm	R3. Best Tm
1	Sup750	65	Michael SWEENEY	Suzuki 750		1:33.509	-	-	----	1:33.509	
2	Sup750	64	Stephen McKNIGHT	Yamaha 600		1:33.563	+0.054	+0.054	----	1:33.563	
3	Sup750	44	Craig GIBSON	Yamaha 600	Leitrim Construction	1:34.134	+0.625	+0.571	----	1:34.134	
4	Sup750	27	James McCANN	Suzuki	Highway Barrier Solutions	1:34.249	+0.740	+0.115	----	1:34.249	
5	Sup750	38	Gary ROBINSON	Yamaha 600	Melting Moments	1:35.491	+1.982	+1.242	----	1:35.491	
6	Sup750	75	Damien HOWARD	Suzuki 750	P&L	1:36.337	+2.828	+0.846	1:36.337	----	
7	Sup750	73	Derek COSTELLO	Kawasaki 600		1:36.934	+3.425	+0.597	1:36.934	----	
8	Sup750	99	David YEOMANS	Honda 600		1:37.102	+3.593	+0.168	1:37.102	----	
9	Sup750	69	Peter NEWELL	Yamaha 600		1:37.819	+4.310	+0.717	----	1:37.819	
10	Sup750	51	Darwyn YOUNG	Honda 600		1:38.026	+4.517	+0.207	----	1:38.026	
11	Sup750	171	Declan DUFFY	Yamaha 600		1:38.270	+4.761	+0.244	1:38.270	----	
12	Sup750	10	David LUMSDEN	Yamaha 640		1:38.761	+5.252	+0.491	1:38.761	----	
13	Sup750	61	Robert GORDON	Honda 600		1:39.043	+5.534	+0.282	----	1:39.043	
14	Sup750	49	William COWDEN	Honda 600	Warley	1:39.180	+5.671	+0.137	----	1:39.180	
15	Sup750	191	Jack WILLIAMSON	Suzuki 750	Maineside Racing	1:39.582	+6.073	+0.402	----	1:39.582	
16	Sup750	20	Sean SMITH	Suzuki 750		1:39.680	+6.171	+0.098	----	1:39.680	
17	Sup750	80	Dave IRVINE	Yamaha 600		1:39.773	+6.264	+0.093	----	1:39.773	
18	Sup750	11	John CAHILL	Suzuki 750		1:39.826	+6.317	+0.053	----	1:39.826	
19	Sup750	19	Adrian MULLEN	Yamaha 600		1:40.242	+6.733	+0.416	----	1:40.242	
20	Sup750	82	Lars JONES	Yamaha 600		1:40.442	+6.933	+0.200	----	1:40.442	
21	Sup750	36	Andy FARRELL	Honda 600		1:40.841	+7.332	+0.399	1:40.841	----	
22	Sup750	62	Alan O'DWYER	Suzuki 750	Diamond Edge Racing	1:41.645	+8.136	+0.804	1:41.645	----	
23	Sup750	88	Mark YOUNG	Kawasaki 600	AutoTech	1:41.699	+8.190	+0.054	1:41.699	----	
24	Sup750	68	Neil VICARS	Honda 600		1:41.912	+8.403	+0.213	----	1:41.912	
Not classified (from pos 24)											
25	Sup750	72	Michael GILLAN	Yamaha 600		1:42.029	+8.520	+0.117	1:42.029	----	
26	Sup750	60	George SCOTT	Honda 600		1:42.711	+9.202	+0.682	----	1:42.711	
27	Sup750	119	R J WOOLSEY	Suzuki 600	Woolsey Concrete	1:43.347	+9.838	+0.636	----	1:43.347	
28	Sup750	47	David BLACK	Suzuki 600		1:43.420	+9.911	+0.073	----	1:43.420	
29	Sup750	33	David HOWARD	Suzuki 750		1:43.460	+9.951	+0.040	1:43.460	----	
30	Sup750	45	Darran FAGAN	Yamaha 600		1:43.501	+9.992	+0.041	1:43.501	----	
31	Sup750	29	Neil LYONS	Honda 600		1:43.668	+10.159	+0.167	1:43.668	----	
32	Sup750	63	James COONEY	Suzuki 750	Diamond Edge Racing	1:44.914	+11.405	+1.246	----	1:44.914	
33	Sup750	35	Colin McWHIRTER	Yamaha 600	Chaos Racing	1:45.474	+11.965	+0.560	1:45.474	----	
34	Sup750	30	Aron HATCH	Yamaha 600		1:45.539	+12.030	+0.065	1:45.539	----	
35	Sup750	42	Adrian O'SULLIVAN	Suzuki 750		1:45.696	+12.187	+0.157	1:45.696	----	
36	Sup750	15	Karl CURTIS	Yamaha 600		1:46.390	+12.881	+0.694	----	1:46.390	
37	Sup750	50	James CHRISTIE	Yamaha 600	Team JCR	1:46.442	+12.933	+0.052	1:46.442	----	
38	Sup750	96	Stephen CARR	Suzuki 600		1:48.591	+15.082	+2.149	1:48.591	----	
39	Sup750	161	Martin BRYAN	Yamaha 600		1:48.606	+15.097	+0.015	1:48.606	----	
40	Sup750	57	Adrian LOGUE	Suzuki 750		1:48.846	+15.337	+0.240	1:48.846	----	
41	Sup750	40	Peter O'FLAHERTY	Suzuki 600		1:49.231	+15.722	+0.385	1:49.231	----	
42	Sup750	12	Brian LOUGHLIN	Suzuki 650		1:49.360	+15.851	+0.129	1:49.360	----	
43	Sup750	92	Noel CARROLL	Suzuki 750		1:49.528	+16.019	+0.168	1:49.528	----	
44	Sup750	112	Martin CURRAMS	Suzuki 750		1:49.693	+16.184	+0.165	1:49.693	----	

Name

Name

R1. SUPPORT 750 - Group A Qualifying

R2. SUPPORT 750 - Group B Qualifying

Printed: 27/04/2007 19:28:04

Licensed to: MCUI

Provisional results subject to confirmation by the Stewards of the Meeting

Orbits 3

Promoted by Cookstown & District MCC


www.amb-it.com

MCUI (Ulster Centre) Timing

www.mylaps.com

www.mcui-uc.org.uk





THE ROYAL HOTEL & BRAESIDE COOKSTOWN 100

SUPPORT 750

Orritor 2.100 Miles

Combined Qualifying

Pos	Class	No.	Name	Machine	Team/Sponsor	Overall BestTm	Diff	Gap	R1. Best Tm	R2. Best Tm	R3. Best Tm
45	Sup750	136	John DUNNE	Suzuki 750		1:51.379	+17.870	+1.686	----	1:51.379	
46	Sup750	53	Paul KENNEDY	Yamaha 600		1:54.443	+20.934	+3.064	1:54.443	----	
47	Sup750	169	Philip MULLAN	Honda 600		1:54.773	+21.264	+0.330	1:54.773	----	
48	Sup750	59	Paul SIMPSON	Suzuki 750	SMC	1:55.050	+21.541	+0.277	1:55.050	----	

Name

Name

R1. SUPPORT 750 - Group A Qualifying  
R2. SUPPORT 750 - Group B Qualifying



**THE ROYAL HOTEL & BRAESIDE COOKSTOWN 100**

SUPPORT 750

Orritor 2.100 Miles

R8: Loanends MRRC Race A

28/04/2007 14:00

Race (10 Laps)

11	<b>62</b> 26		<b>88</b> 27		<b>68</b> 28	
10		<b>82</b> 24		<b>36</b> 25		<b>C</b>
9	<b>80</b> 21		<b>11</b> 22		<b>19</b> 23	
<hr/>						
8		19		20		
7	<b>49</b> 16		<b>191</b> 17		<b>20</b> 18	
6		<b>10</b> 14		<b>61</b> 15		<b>B</b>
5	<b>69</b> 11		<b>51</b> 12		<b>171</b> 13	
<hr/>						
4		9		10		
3	<b>75</b> 6		<b>73</b> 7		<b>99</b> 8	
2		<b>27</b> 4		<b>38</b> 5		<b>A</b>
1	<b>65</b> 1		<b>64</b> 2		<b>44</b> 3	



**THE ROYAL HOTEL & BRAESIDE COOKSTOWN 100**

SUPPORT 750

Orritor 2.100 Miles

R12: Bill Eastwood Contracts Race B

28/04/2007 16:00

Race (8 Laps)

11	<b>53</b> 26	<b>169</b> 27	<b>59</b> 28	
10		<b>112</b> 24	<b>136</b> 25	<b>C</b>
9	<b>40</b> 21	<b>12</b> 22	<b>92</b> 23	
<hr/>				
8		19	20	
7	<b>96</b> 16	<b>161</b> 17	<b>57</b> 18	
6		<b>15</b> 14	<b>50</b> 15	<b>B</b>
5	<b>35</b> 11	<b>30</b> 12	<b>42</b> 13	
<hr/>				
4		9	10	
3	<b>45</b> 6	<b>29</b> 7	<b>63</b> 8	
2		<b>47</b> 4	<b>33</b> 5	<b>A</b>
1	<b>72</b> 1	<b>60</b> 2	<b>119</b> 3	




# The Royal Hotel & Braeside Cookstown 100



Support 750

Race 8 - Loanends MRRC Race A

Saturday, 28 April 2007

Pos	Class	No	Name	Machine / Sponsor	Gp	Laps	Total Time	Behind	Speed	-----Best Lap-----		
										Time	Speed	On
<b>Race Classification</b>												
1	Sup750	64	Stephen McKNIGHT	Yamaha 600	a	10	15:17.088		82.435	1:30.035	83.967	2
2	Sup750	69	Peter NEWELL	Yamaha 600	b	10	15:20.061	2.973	82.168	1:30.888	83.179	9
3	Sup750	38	Gary ROBINSON	Yamaha 600 - Melting Moments	a	10	15:21.496	4.408	82.041	1:29.956	84.041	10
4	Sup750	65	Michael SWEENEY	Suzuki 750	a	10	15:23.128	6.040	81.895	1:30.158	83.853	10
5	Sup750	27	James McCANN	Suzuki 750 - Highway Barrier Solutions	a	10	15:33.232	16.144	81.009	1:31.090	82.995	6
6	Sup750	49	William COWDEN	Honda 600 - Warley	b	10	15:43.674	26.586	80.112	1:32.954	81.331	7
7	Sup750	171	Declan DUFFY	Yamaha 600	b	10	15:45.184	28.096	79.984	1:33.215	81.103	10
8	Sup750	75	Damien HOWARD	Suzuki 750 - P&L	a	10	15:47.004	29.916	79.831	1:31.570	82.560	10
9	Sup750	73	Derek COSTELLO	Kawasaki 600	a	10	15:53.187	36.099	79.313	1:33.860	80.545	10
10	Sup750	99	David YEOMANS	Honda 600	a	10	15:54.069	36.981	79.240	1:33.461	80.889	9
11	Sup750	19	Adrian MULLEN	Yamaha 600	c	10	15:58.060	40.972	78.909	1:33.434	80.913	5
12	Sup750	44	Craig GIBSON	Yamaha 600 - Leitrim Construction	a	10	16:02.103	45.015	78.578	1:31.947	82.221	3
13	Sup750	68	Neil VICARS	Honda 600	c	10	16:03.752	46.664	78.443	1:33.928	80.487	2
14	Sup750	51	Darwyn YOUNG	Honda 600	b	10	16:05.661	48.573	78.288	1:34.795	79.751	9
15	Sup750	62	Alan O'DWYER	Suzuki 750 - Diamond Edge Racing	c	10	16:07.784	50.696	78.117	1:34.965	79.608	8
16	Sup750	80	Dave IRVINE	Yamaha 600	c	10	16:08.435	51.347	78.064	1:35.349	79.288	2
17	Sup750	82	Lars JONES	Yamaha 600	c	10	16:09.896	52.808	77.947	1:35.390	79.254	10
18	Sup750	88	Mark YOUNG	Kawasaki 600 - AutoTech	c	10	16:16.461	59.373	77.422	1:35.271	79.353	9
19	Sup750	61	Robert GORDON	Honda 600	b	10	16:16.783	59.695	77.397	1:35.091	79.503	7
20	Sup750	10	David LUMSDEN	Yamaha 640	b	10	16:27.112	1:10.024	76.587	1:35.223	79.393	2
21	Sup750	36	Andy FARRELL	Honda 600	c	9	14:59.213	1 Lap	75.666	1:37.694	77.384	2
22	Sup750	11	John CAHILL	Suzuki 750	c	9	15:04.420	5.207	75.231	1:38.787	76.528	5


Fastest Lap / New Lap Record 84.041 mph (Previously 82.097 mph)

Sup750	38	Gary ROBINSON	Yamaha 600 - Melting Moments	a						1:29.956	84.041	10
--------	----	---------------	------------------------------	---	--	--	--	--	--	----------	--------	----

Not Classified

DNF	Sup750	20	Sean SMITH	Suzuki 750	b	7	11:34.084	3 Laps	76.244	1:36.075	78.689	6
-----	--------	----	------------	------------	---	---	-----------	--------	--------	----------	--------	---

These Results are provisional and are subject to ratification by the Stewards of the Meeting.

Track	<b>Orritor</b>	Signed		Organising Club	<b>Cookstown &amp; District MCC</b>
Length(miles)	<b>2.1000</b>		Chief Timekeeper	Warmup Started	
Weather	<b>Sunny</b>	Issued At:	15:14:31	Race Started	<b>14:57:04.820</b>
Track	<b>Dry</b>			Gp Time Diff - b	<b>15.05 / c 30.45</b>

MCUI  
Ulster Centre  
Timing  
www.mcui-uc.org.uk



**2&4**  
WHEEL MOTORSPORT  
STEERING GROUP LTD.

**x nitec**  
SOLUTIONS



Support 750

Race 8 - Loanends MRRC Race A

Saturday, 28 April 2007

Support 750

**Race Classification**

**1** 64 Stephen McKNIGHT

Total Time **15:17.088** Avg Speed **82.435** Behind  
Best Time **1:30.035** Best Speed **83.967** On **2** Gp **a**

Lap	Elapsed Time	Lap Time	Lap Speed
1	1:35.330	1:35.330	79.303
2	3:05.365	1:30.035	83.967
3	4:35.816	1:30.451	83.581
4	6:06.737	1:30.921	83.149
5	7:38.737	1:31.1000	82.174
6	9:10.274	1:31.537	82.590
7	10:41.690	1:31.416	82.699
8	12:13.507	1:31.817	82.338
9	13:45.000	1:31.493	82.629
10	15:17.088	1:32.088	82.095

**2** 69 Peter NEWELL

Total Time **15:20.061** Avg Speed **82.168** Behind **2.973**  
Best Time **1:30.888** Best Speed **83.179** On **9** Gp **b**

Lap	Elapsed Time	Lap Time	Lap Speed
1	1:35.719	1:35.719	78.981
2	3:06.784	1:31.065	83.018
3	4:38.483	1:31.699	82.444
4	6:11.638	1:33.155	81.155
5	7:43.824	1:32.186	82.008
6	9:14.973	1:31.149	82.941
7	10:46.368	1:31.395	82.718
8	12:17.501	1:31.133	82.956
9	13:48.389	1:30.888	83.179
10	15:20.061	1:31.672	82.468

**3** 38 Gary ROBINSON

Total Time **15:21.496** Avg Speed **82.041** Behind **4.408**  
Best Time **1:29.956** Best Speed **84.041** On **10** Gp **a**

Lap	Elapsed Time	Lap Time	Lap Speed
1	1:38.785	1:38.785	76.530
2	3:12.192	1:33.407	80.936
3	4:44.126	1:31.934	82.233
4	6:16.860	1:32.734	81.523
5	7:47.700	1:30.840	83.223
6	9:19.020	1:31.320	82.786
7	10:49.815	1:30.795	83.264
8	12:20.209	1:30.394	83.634
9	13:51.540	1:31.331	82.776
10	15:21.496	1:29.956	84.041

Support 750

**Race Classification**

**4** 65 Michael SWEENEY

Total Time **15:23.128** Avg Speed **81.895** Behind **6.040**  
Best Time **1:30.158** Best Speed **83.853** On **10** Gp **a**

Lap	Elapsed Time	Lap Time	Lap Speed
1	1:38.428	1:38.428	76.807
2	3:11.621	1:33.193	81.122
3	4:43.707	1:32.086	82.097
4	6:16.648	1:32.941	81.342
5	7:48.180	1:31.532	82.594
6	9:19.344	1:31.164	82.927
7	10:50.397	1:31.053	83.029
8	12:20.688	1:30.291	83.729
9	13:52.970	1:32.282	81.923
10	15:23.128	1:30.158	83.853

**5** 27 James McCANN

Total Time **15:33.232** Avg Speed **81.009** Behind **16.144**  
Best Time **1:31.090** Best Speed **82.995** On **6** Gp **a**

Lap	Elapsed Time	Lap Time	Lap Speed
1	1:39.452	1:39.452	76.017
2	3:13.320	1:33.868	80.539
3	4:45.237	1:31.917	82.248
4	6:17.747	1:32.510	81.721
5	7:50.583	1:32.836	81.434
6	9:21.673	1:31.090	82.995
7	10:52.883	1:31.210	82.886
8	12:24.217	1:31.334	82.773
9	13:57.729	1:33.512	80.845
10	15:33.232	1:35.503	79.160

**6** 49 William COWDEN

Total Time **15:43.674** Avg Speed **80.112** Behind **26.586**  
Best Time **1:32.954** Best Speed **81.331** On **7** Gp **b**

Lap	Elapsed Time	Lap Time	Lap Speed
1	1:40.761	1:40.761	75.029
2	3:14.070	1:33.309	81.021
3	4:47.811	1:33.741	80.648
4	6:21.320	1:33.509	80.848
5	7:55.240	1:33.920	80.494
6	9:28.909	1:33.669	80.710
7	11:01.863	1:32.954	81.331
8	12:35.764	1:33.901	80.510
9	14:09.502	1:33.738	80.650
10	15:43.674	1:34.172	80.279

Support 750

Race 8 - Loanends MRRRC Race A

Saturday, 28 April 2007

Support 750

**Race Classification**

**7** 171 Declan DUFFY

Total Time **15:45.184** Avg Speed **79.984** Behind **28.096**  
 Best Time **1:33.215** Best Speed **81.103** On **10** Gp **b**

Lap	Elapsed Time	Lap Time	Lap Speed
1	1:38.185	1:38.185	76.998
2	3:12.955	1:34.770	79.772
3	4:48.308	1:35.353	79.284
4	6:21.975	1:33.667	80.711
5	7:55.692	1:33.717	80.668
6	9:29.116	1:33.424	80.921
7	11:02.865	1:33.749	80.641
8	12:38.634	1:35.769	78.940
9	14:11.969	1:33.335	80.999
10	15:45.184	1:33.215	81.103

**8** 75 Damien HOWARD

Total Time **15:47.004** Avg Speed **79.831** Behind **29.916**  
 Best Time **1:31.570** Best Speed **82.560** On **10** Gp **a**

Lap	Elapsed Time	Lap Time	Lap Speed
1	1:43.664	1:43.664	72.928
2	3:18.887	1:35.223	79.393
3	4:53.183	1:34.296	80.173
4	6:28.397	1:35.214	79.400
5	8:02.682	1:34.285	80.182
6	9:36.767	1:34.085	80.353
7	11:10.471	1:33.704	80.680
8	12:42.845	1:32.374	81.841
9	14:15.434	1:32.589	81.651
10	15:47.004	1:31.570	82.560

**9** 73 Derek COSTELLO

Total Time **15:53.187** Avg Speed **79.313** Behind **36.099**  
 Best Time **1:33.860** Best Speed **80.545** On **10** Gp **a**

Lap	Elapsed Time	Lap Time	Lap Speed
1	1:40.850	1:40.850	74.963
2	3:16.001	1:35.151	79.453
3	4:51.074	1:35.073	79.518
4	6:26.027	1:34.953	79.618
5	8:01.254	1:35.227	79.389
6	9:36.233	1:34.979	79.597
7	11:10.216	1:33.983	80.440
8	12:44.843	1:34.627	79.893
9	14:19.327	1:34.484	80.014
10	15:53.187	1:33.860	80.545

Support 750

**Race Classification**

**10** 99 David YEOMANS

Total Time **15:54.069** Avg Speed **79.240** Behind **36.981**  
 Best Time **1:33.461** Best Speed **80.889** On **9** Gp **a**

Lap	Elapsed Time	Lap Time	Lap Speed
1	1:41.506	1:41.506	74.478
2	3:17.053	1:35.547	79.123
3	4:52.060	1:35.007	79.573
4	6:27.527	1:35.467	79.190
5	8:01.793	1:34.266	80.199
6	9:35.812	1:34.019	80.409
7	11:11.499	1:35.687	79.008
8	12:46.373	1:34.874	79.685
9	14:19.834	1:33.461	80.889
10	15:54.069	1:34.235	80.225

**11** 19 Adrian MULLEN

Total Time **15:58.060** Avg Speed **78.909** Behind **40.972**  
 Best Time **1:33.434** Best Speed **80.913** On **5** Gp **c**

Lap	Elapsed Time	Lap Time	Lap Speed
1	1:44.686	1:44.686	72.216
2	3:19.654	1:34.968	79.606
3	4:53.477	1:33.823	80.577
4	6:28.092	1:34.615	79.903
5	8:01.526	1:33.434	80.913
6	9:38.524	1:36.998	77.940
7	11:13.424	1:34.900	79.663
8	12:48.679	1:35.255	79.366
9	14:22.811	1:34.132	80.313
10	15:58.060	1:35.249	79.371

**12** 44 Craig GIBSON

Total Time **16:02.103** Avg Speed **78.578** Behind **45.015**  
 Best Time **1:31.947** Best Speed **82.221** On **3** Gp **a**

Lap	Elapsed Time	Lap Time	Lap Speed
1	1:39.001	1:39.001	76.363
2	3:12.397	1:33.396	80.946
3	4:44.344	1:31.947	82.221
4	6:17.943	1:33.599	80.770
5	8:14.435	1:56.492	64.897
6	9:48.732	1:34.297	80.172
7	11:21.496	1:32.764	81.497
8	12:54.778	1:33.282	81.045
9	14:27.436	1:32.658	81.590
10	16:02.103	1:34.667	79.859

Support 750

Race 8 - Loanends MRRRC Race A

Saturday, 28 April 2007

Support 750

**Race Classification**

**13** 68 Neil VICARS

Total Time **16:03.752** Avg Speed **78.443** Behind **46.664**  
 Best Time **1:33.928** Best Speed **80.487** On **2** Gp **c**

Lap	Elapsed Time	Lap Time	Lap Speed
1	1:43.421	1:43.421	73.099
2	3:17.349	1:33.928	80.487
3	4:52.962	1:35.613	79.069
4	6:28.369	1:35.407	79.239
5	8:05.084	1:36.715	78.168
6	9:41.238	1:36.154	78.624
7	11:16.720	1:35.482	79.177
8	12:51.650	1:34.930	79.638
9	14:27.654	1:36.004	78.747
10	16:03.752	1:36.098	78.670

**14** 51 Darwyn YOUNG

Total Time **16:05.661** Avg Speed **78.288** Behind **48.573**  
 Best Time **1:34.795** Best Speed **79.751** On **9** Gp **b**

Lap	Elapsed Time	Lap Time	Lap Speed
1	1:42.568	1:42.568	73.707
2	3:17.985	1:35.417	79.231
3	4:53.958	1:35.973	78.772
4	6:30.875	1:36.917	78.005
5	8:07.723	1:36.848	78.060
6	9:44.502	1:36.779	78.116
7	11:19.421	1:34.919	79.647
8	12:54.779	1:35.358	79.280
9	14:29.574	1:34.795	79.751
10	16:05.661	1:36.087	78.679

**15** 62 Alan O'DWYER

Total Time **16:07.784** Avg Speed **78.117** Behind **50.696**  
 Best Time **1:34.965** Best Speed **79.608** On **8** Gp **c**

Lap	Elapsed Time	Lap Time	Lap Speed
1	1:45.699	1:45.699	71.524
2	3:22.537	1:36.838	78.069
3	4:59.421	1:36.884	78.031
4	6:35.175	1:35.754	78.952
5	8:10.984	1:35.809	78.907
6	9:46.155	1:35.171	79.436
7	11:21.210	1:35.055	79.533
8	12:56.175	1:34.965	79.608
9	14:32.459	1:36.284	78.518
10	16:07.784	1:35.325	79.308

Support 750

**Race Classification**

**16** 80 Dave IRVINE

Total Time **16:08.435** Avg Speed **78.064** Behind **51.347**  
 Best Time **1:35.349** Best Speed **79.288** On **2** Gp **c**

Lap	Elapsed Time	Lap Time	Lap Speed
1	1:41.376	1:41.376	74.574
2	3:16.725	1:35.349	79.288
3	4:52.679	1:35.954	78.788
4	6:29.656	1:36.977	77.957
5	8:05.780	1:36.124	78.648
6	9:42.019	1:36.239	78.554
7	11:19.058	1:37.039	77.907
8	12:55.141	1:36.083	78.682
9	14:31.455	1:36.314	78.493
10	16:08.435	1:36.980	77.954

**17** 82 Lars JONES

Total Time **16:09.896** Avg Speed **77.947** Behind **52.808**  
 Best Time **1:35.390** Best Speed **79.254** On **10** Gp **c**

Lap	Elapsed Time	Lap Time	Lap Speed
1	1:44.042	1:44.042	72.663
2	3:20.954	1:36.912	78.009
3	4:56.892	1:35.938	78.801
4	6:33.298	1:36.406	78.418
5	8:09.635	1:36.337	78.475
6	9:45.714	1:36.079	78.685
7	11:23.046	1:37.332	77.672
8	12:58.759	1:35.713	78.986
9	14:34.506	1:35.747	78.958
10	16:09.896	1:35.390	79.254

**18** 88 Mark YOUNG

Total Time **16:16.461** Avg Speed **77.422** Behind **59.373**  
 Best Time **1:35.271** Best Speed **79.353** On **9** Gp **c**

Lap	Elapsed Time	Lap Time	Lap Speed
1	1:47.680	1:47.680	70.208
2	3:26.372	1:38.692	76.602
3	5:03.710	1:37.338	77.668
4	6:40.421	1:36.711	78.171
5	8:16.806	1:36.385	78.435
6	9:53.673	1:36.867	78.045
7	11:29.118	1:35.445	79.208
8	13:05.569	1:36.451	78.382
9	14:40.840	1:35.271	79.353
10	16:16.461	1:35.621	79.062

Support 750

Race 8 - Loanends MRRRC Race A

Saturday, 28 April 2007

Support 750

**Race Classification**

**19** 61 Robert GORDON

Total Time **16:16.783** Avg Speed **77.397** Behind **59.695**  
 Best Time **1:35.091** Best Speed **79.503** On **7** Gp **b**

Lap	Elapsed Time	Lap Time	Lap Speed
1	1:42.250	1:42.250	73.936
2	3:18.826	1:36.576	78.280
3	4:54.415	1:35.589	79.089
4	6:31.940	1:37.525	77.519
5	8:08.098	1:36.158	78.621
6	9:44.970	1:36.872	78.041
7	11:20.061	1:35.091	79.503
8	12:55.189	1:35.128	79.472
9	14:30.309	1:35.120	79.479
10	16:16.783	1:46.474	71.003

**20** 10 David LUMSDEN

Total Time **16:27.112** Avg Speed **76.587** Behind **1:10.024**  
 Best Time **1:35.223** Best Speed **79.393** On **2** Gp **b**

Lap	Elapsed Time	Lap Time	Lap Speed
1	1:41.733	1:41.733	74.312
2	3:16.956	1:35.223	79.393
3	4:53.744	1:36.788	78.109
4	6:31.436	1:37.692	77.386
5	8:07.428	1:35.992	78.757
6	9:43.659	1:36.231	78.561
7	11:18.896	1:35.237	79.381
8	12:54.497	1:35.601	79.079
9	14:30.076	1:35.579	79.097
10	16:27.112	1:57.036	64.596

**21** 36 Andy FARRELL

Total Time **14:59.213** Avg Speed **75.666** Behind **1 Lap**  
 Best Time **1:37.694** Best Speed **77.384** On **2** Gp **c**

Lap	Elapsed Time	Lap Time	Lap Speed
1	1:43.814	1:43.814	72.823
2	3:21.508	1:37.694	77.384
3	5:02.060	1:40.552	75.185
4	6:45.913	1:43.853	72.795
5	8:24.349	1:38.436	76.801
6	10:03.690	1:39.341	76.102
7	11:42.337	1:38.647	76.637
8	13:20.952	1:38.615	76.662
9	14:59.213	1:38.261	76.938

Support 750

**Race Classification**

**22** 11 John CAHILL

Total Time **15:04.420** Avg Speed **75.231** Behind **5.207**  
 Best Time **1:38.787** Best Speed **76.528** On **5** Gp **c**

Lap	Elapsed Time	Lap Time	Lap Speed
1	1:48.561	1:48.561	69.638
2	3:29.048	1:40.487	75.234
3	5:08.387	1:39.339	76.103
4	6:48.520	1:40.133	75.500
5	8:27.307	1:38.787	76.528
6	10:06.562	1:39.255	76.167
7	11:45.843	1:39.281	76.148
8	13:25.469	1:39.626	75.884
9	15:04.420	1:38.951	76.401

**Not Classified**

**DNF** 20 Sean SMITH

Total Time **11:34.084** Avg Speed **76.244** Behind **3 Laps**  
 Best Time **1:36.075** Best Speed **78.689** On **6** Gp **b**

Lap	Elapsed Time	Lap Time	Lap Speed
1	1:47.201	1:47.201	70.522
2	3:27.333	1:40.132	75.500
3	5:05.545	1:38.212	76.976
4	6:43.110	1:37.565	77.487
5	8:20.298	1:37.188	77.787
6	9:56.373	1:36.075	78.689
7	11:34.084	1:37.711	77.371

# The Royal Hotel & Braeside Cookstown 100



Support 750

Race 12 - Bill Eastwood Contracts Race B


Saturday, 28 April 2007

Pos	Class	No	Name	Machine / Sponsor	Gp	Laps	Total Time	Behind	Speed	-----Best Lap-----		
										Time	Speed	On
<b>Race Classification</b>												
1	Sup750	63	James COONEY	Suzuki 750 - Diamond Edge Racing	a	8	13:19.195		75.676	1:37.172	77.800	7
2	Sup750	119	R J WOOLSEY	Suzuki 600 - Woolsey Concrete	a	8	13:22.372	3.177	75.377	1:36.868	78.044	5
3	Sup750	42	Adrian O'SULLIVAN	Suzuki 750	b	8	13:25.271	6.076	75.105	1:38.398	76.831	7
4	Sup750	29	Neil LYONS	Honda 600	a	8	13:33.722	14.527	74.325	1:39.481	75.994	5
5	Sup750	33	David HOWARD	Suzuki 750	a	8	13:34.323	15.128	74.270	1:38.855	76.476	8
6	Sup750	60	George SCOTT	Honda 600	a	8	13:37.600	18.405	73.973	1:39.742	75.796	3
7	Sup750	47	David BLACK	Suzuki 600	a	8	13:37.831	18.636	73.952	1:40.563	75.177	3
8	Sup750	40	Peter O'FLAHERTY	Suzuki 600	c	8	13:39.271	20.076	73.822	1:40.227	75.429	8
9	Sup750	92	Noel CARROLL	Suzuki 750	c	8	13:43.393	24.198	73.452	1:41.004	74.849	6
10	Sup750	15	Karl CURTIS	Yamaha 600	b	8	13:45.090	25.895	73.301	1:41.878	74.206	8
11	Sup750	35	Colin McWHIRTER	Yamaha 600 - Chaos Racing	b	8	13:46.641	27.446	73.164	1:40.721	75.059	8
12	Sup750	161	Martin BRYAN	Yamaha 600	b	8	13:51.074	31.879	72.773	1:40.260	75.404	8
13	Sup750	30	Aron HATCH	Yamaha 600	b	8	13:51.777	32.582	72.712	1:41.263	74.657	8
14	Sup750	57	Adrian LOGUE	Suzuki 750	b	8	13:52.139	32.944	72.680	1:40.387	75.309	8
15	Sup750	45	Darran FAGAN	Yamaha 600	a	8	14:01.129	41.934	71.903	1:42.386	73.838	8
16	Sup750	96	Stephen CARR	Suzuki 600	b	8	14:12.143	52.948	70.974	1:44.541	72.316	2
17	Sup750	50	James CHRISTIE	Yamaha 600 - Team JCR	b	8	14:15.592	56.397	70.688	1:43.923	72.746	8
18	Sup750	112	Martin CURRAMS	Suzuki 750	c	8	14:16.971	57.776	70.574	1:45.000	72.000	7
19	Sup750	169	Philip MULLAN	Honda 600	c	8	14:17.251	58.056	70.551	1:43.209	73.249	8
20	Sup750	59	Paul SIMPSON	Suzuki 750 - SMC	c	7	12:50.161	1 Lap	68.713	1:46.607	70.915	5
21	Sup750	12	Brian LOUGHLIN	Suzuki 650	c	7	12:50.808	0.647	68.655	1:46.805	70.783	6
22	Sup750	136	John DUNNE	Suzuki 750	c	7	12:57.134	6.973	68.096	1:49.472	69.059	4
23	Sup750	53	Paul KENNEDY	Yamaha 600	c	7	13:11.822	21.661	66.833	1:50.439	68.454	7

## Fastest Lap

Sup750	119	R J WOOLSEY	Suzuki 600 - Woolsey Concrete	a						1:36.868	78.044	5
--------	-----	-------------	-------------------------------	---	--	--	--	--	--	----------	--------	---

These Results are provisional and are subject to ratification by the Stewards of the Meeting.

Track	<b>Orritor</b>	Signed		Organising Club	<b>Cookstown &amp; District MCC</b>
Length(miles)	<b>2.1000</b>		Chief Timekeeper	Warmup Started	
Weather	<b>Sunny</b>	Issued At:	17:12:15	Race Started	<b>16:55:58.472</b>
Track	<b>Dry</b>			Gp Time Diff - b	<b>17.42 / c 34.11</b>

MCUI  
Ulster Centre  
Timing  
www.mcui-uc.org.uk



**2&4**  
WHEEL MOTORSPORT  
STEERING GROUP LTD.

**x nitec**  
SOLUTIONS





Support 750

Race 12 - Bill Eastwood Contracts Race B

Saturday, 28 April 2007

Support 750

**Race Classification**

**1** 63 James COONEY

Total Time **13:19.195** Avg Speed **75.676** Behind  
Best Time **1:37.172** Best Speed **77.800** On **7** Gp **a**

Lap	Elapsed Time	Lap Time	Lap Speed
1	1:47.062	1:47.062	70.613
2	3:27.598	1:40.536	75.197
3	5:07.750	1:40.152	75.485
4	6:46.002	1:38.252	76.945
5	8:24.467	1:38.465	76.779
6	10:03.154	1:38.687	76.606
7	11:40.326	1:37.172	77.800
8	13:19.195	1:38.869	76.465

**2** 119 R J WOOLSEY

Total Time **13:22.372** Avg Speed **75.377** Behind **3.177**  
Best Time **1:36.868** Best Speed **78.044** On **5** Gp **a**

Lap	Elapsed Time	Lap Time	Lap Speed
1	1:48.411	1:48.411	69.735
2	3:29.356	1:40.945	74.892
3	5:09.936	1:40.580	75.164
4	6:49.735	1:39.799	75.752
5	8:26.603	1:36.868	78.044
6	10:05.103	1:38.500	76.751
7	11:42.350	1:37.247	77.740
8	13:22.372	1:40.022	75.583

**3** 42 Adrian O'SULLIVAN

Total Time **13:25.271** Avg Speed **75.105** Behind **6.076**  
Best Time **1:38.398** Best Speed **76.831** On **7** Gp **b**

Lap	Elapsed Time	Lap Time	Lap Speed
1	1:43.489	1:43.489	73.051
2	3:24.347	1:40.858	74.957
3	5:06.483	1:42.136	74.019
4	6:46.344	1:39.861	75.705
5	8:26.962	1:40.618	75.136
6	10:06.567	1:39.605	75.900
7	11:44.965	1:38.398	76.831
8	13:25.271	1:40.306	75.369

**4** 29 Neil LYONS

Total Time **13:33.722** Avg Speed **74.325** Behind **14.527**  
Best Time **1:39.481** Best Speed **75.994** On **5** Gp **a**

Lap	Elapsed Time	Lap Time	Lap Speed
1	1:46.820	1:46.820	70.773
2	3:28.912	1:42.092	74.051
3	5:09.701	1:40.789	75.008
4	6:50.868	1:41.167	74.728
5	8:30.349	1:39.481	75.994
6	10:10.829	1:40.480	75.239
7	11:52.680	1:41.851	74.226
8	13:33.722	1:41.042	74.820

Support 750

**Race Classification**

**5** 33 David HOWARD

Total Time **13:34.323** Avg Speed **74.270** Behind **15.128**  
Best Time **1:38.855** Best Speed **76.476** On **8** Gp **a**

Lap	Elapsed Time	Lap Time	Lap Speed
1	1:51.081	1:51.081	68.058
2	3:30.647	1:39.566	75.930
3	5:10.144	1:39.497	75.982
4	6:51.433	1:41.289	74.638
5	8:32.891	1:41.458	74.514
6	10:14.484	1:41.593	74.415
7	11:55.468	1:40.984	74.863
8	13:34.323	1:38.855	76.476

**6** 60 George SCOTT

Total Time **13:37.600** Avg Speed **73.973** Behind **18.405**  
Best Time **1:39.742** Best Speed **75.796** On **3** Gp **a**

Lap	Elapsed Time	Lap Time	Lap Speed
1	1:50.407	1:50.407	68.474
2	3:32.092	1:41.685	74.347
3	5:11.834	1:39.742	75.796
4	6:51.682	1:39.848	75.715
5	8:32.623	1:40.941	74.895
6	10:15.033	1:42.410	73.821
7	11:56.411	1:41.378	74.572
8	13:37.600	1:41.189	74.712

**7** 47 David BLACK

Total Time **13:37.831** Avg Speed **73.952** Behind **18.636**  
Best Time **1:40.563** Best Speed **75.177** On **3** Gp **a**

Lap	Elapsed Time	Lap Time	Lap Speed
1	1:44.502	1:44.502	72.343
2	3:26.989	1:42.487	73.765
3	5:07.552	1:40.563	75.177
4	6:49.435	1:41.883	74.203
5	8:32.219	1:42.784	73.552
6	10:14.240	1:42.021	74.102
7	11:56.664	1:42.424	73.811
8	13:37.831	1:41.167	74.728

**8** 40 Peter O'FLAHERTY

Total Time **13:39.271** Avg Speed **73.822** Behind **20.076**  
Best Time **1:40.227** Best Speed **75.429** On **8** Gp **c**

Lap	Elapsed Time	Lap Time	Lap Speed
1	1:46.801	1:46.801	70.786
2	3:29.281	1:42.480	73.770
3	5:11.458	1:42.177	73.989
4	6:54.224	1:42.766	73.565
5	8:37.251	1:43.027	73.379
6	10:18.322	1:41.071	74.799
7	11:59.044	1:40.722	75.058
8	13:39.271	1:40.227	75.429

Support 750

Race 12 - Bill Eastwood Contracts Race B

Saturday, 28 April 2007

Support 750

**Race Classification**

**9** 92 Noel CARROLL

Total Time **13:43.393** Avg Speed **73.452** Behind **24.198**  
 Best Time **1:41.004** Best Speed **74.849** On **6** Gp **c**

Lap	Elapsed Time	Lap Time	Lap Speed
1	1:47.132	1:47.132	70.567
2	3:30.641	1:43.509	73.037
3	5:13.958	1:43.317	73.173
4	6:55.879	1:41.921	74.175
5	8:39.156	1:43.277	73.201
6	10:20.160	1:41.004	74.849
7	12:01.686	1:41.526	74.464
8	13:43.393	1:41.707	74.331

**10** 15 Karl CURTIS

Total Time **13:45.090** Avg Speed **73.301** Behind **25.895**  
 Best Time **1:41.878** Best Speed **74.206** On **8** Gp **b**

Lap	Elapsed Time	Lap Time	Lap Speed
1	1:47.086	1:47.086	70.597
2	3:30.440	1:43.354	73.147
3	5:12.674	1:42.234	73.948
4	6:54.617	1:41.943	74.159
5	8:36.577	1:41.960	74.147
6	10:20.844	1:44.267	72.506
7	12:03.212	1:42.368	73.851
8	13:45.090	1:41.878	74.206

**11** 35 Colin McWHIRTER

Total Time **13:46.641** Avg Speed **73.164** Behind **27.446**  
 Best Time **1:40.721** Best Speed **75.059** On **8** Gp **b**

Lap	Elapsed Time	Lap Time	Lap Speed
1	1:46.395	1:46.395	71.056
2	3:31.554	1:45.159	71.891
3	5:14.996	1:43.442	73.084
4	6:57.611	1:42.615	73.673
5	8:40.728	1:43.117	73.315
6	10:23.400	1:42.672	73.633
7	12:05.920	1:42.520	73.742
8	13:46.641	1:40.721	75.059

**12** 161 Martin BRYAN

Total Time **13:51.074** Avg Speed **72.773** Behind **31.879**  
 Best Time **1:40.260** Best Speed **75.404** On **8** Gp **b**

Lap	Elapsed Time	Lap Time	Lap Speed
1	1:49.101	1:49.101	69.294
2	3:35.257	1:46.156	71.216
3	5:19.861	1:44.604	72.273
4	7:02.731	1:42.870	73.491
5	8:46.358	1:43.627	72.954
6	10:28.745	1:42.387	73.837
7	12:10.814	1:42.069	74.068
8	13:51.074	1:40.260	75.404

Support 750

**Race Classification**

**13** 30 Aron HATCH

Total Time **13:51.777** Avg Speed **72.712** Behind **32.582**  
 Best Time **1:41.263** Best Speed **74.657** On **8** Gp **b**

Lap	Elapsed Time	Lap Time	Lap Speed
1	1:48.726	1:48.726	69.533
2	3:34.984	1:46.258	71.148
3	5:18.928	1:43.944	72.731
4	7:02.425	1:43.497	73.046
5	8:46.301	1:43.876	72.779
6	10:28.566	1:42.265	73.926
7	12:10.514	1:41.948	74.155
8	13:51.777	1:41.263	74.657

**14** 57 Adrian LOGUE

Total Time **13:52.139** Avg Speed **72.680** Behind **32.944**  
 Best Time **1:40.387** Best Speed **75.309** On **8** Gp **b**

Lap	Elapsed Time	Lap Time	Lap Speed
1	1:55.175	1:55.175	65.639
2	3:40.244	1:45.069	71.953
3	5:24.379	1:44.135	72.598
4	7:07.873	1:43.494	73.048
5	8:49.123	1:41.250	74.667
6	10:30.584	1:41.461	74.511
7	12:11.752	1:41.168	74.727
8	13:52.139	1:40.387	75.309

**15** 45 Darran FAGAN

Total Time **14:01.129** Avg Speed **71.903** Behind **41.934**  
 Best Time **1:42.386** Best Speed **73.838** On **8** Gp **a**

Lap	Elapsed Time	Lap Time	Lap Speed
1	1:49.120	1:49.120	69.282
2	3:41.314	1:52.194	67.383
3	5:25.651	1:44.337	72.458
4	7:08.842	1:43.191	73.262
5	8:51.974	1:43.132	73.304
6	10:35.493	1:43.519	73.030
7	12:18.743	1:43.250	73.220
8	14:01.129	1:42.386	73.838

**16** 96 Stephen CARR

Total Time **14:12.143** Avg Speed **70.974** Behind **52.948**  
 Best Time **1:44.541** Best Speed **72.316** On **2** Gp **b**

Lap	Elapsed Time	Lap Time	Lap Speed
1	1:54.300	1:54.300	66.142
2	3:38.841	1:44.541	72.316
3	5:23.632	1:44.791	72.144
4	7:09.230	1:45.598	71.592
5	8:55.211	1:45.981	71.334
6	10:41.080	1:45.869	71.409
7	12:26.818	1:45.738	71.497
8	14:12.143	1:45.325	71.778

Support 750

Race 12 - Bill Eastwood Contracts Race B

Saturday, 28 April 2007

Support 750

**Race Classification**

**17 50 James CHRISTIE**

Total Time **14:15.592** Avg Speed **70.688** Behind **56.397**  
 Best Time **1:43.923** Best Speed **72.746** On **8** Gp **b**

Lap	Elapsed Time	Lap Time	Lap Speed
1	1:54.996	1:54.996	65.741
2	3:42.647	1:47.651	70.227
3	5:30.149	1:47.502	70.324
4	7:16.690	1:46.541	70.959
5	9:02.069	1:45.379	71.741
6	10:46.752	1:44.683	72.218
7	12:31.669	1:44.917	72.057
8	14:15.592	1:43.923	72.746

**18 112 Martin CURRAMS**

Total Time **14:16.971** Avg Speed **70.574** Behind **57.776**  
 Best Time **1:45.000** Best Speed **72.000** On **7** Gp **c**

Lap	Elapsed Time	Lap Time	Lap Speed
1	1:50.578	1:50.578	68.368
2	3:39.040	1:48.462	69.702
3	5:27.138	1:48.098	69.937
4	7:13.574	1:46.436	71.029
5	8:58.669	1:45.095	71.935
6	10:46.755	1:48.086	69.944
7	12:31.755	1:45.000	72.000
8	14:16.971	1:45.216	71.852

**19 169 Philip MULLAN**

Total Time **14:17.251** Avg Speed **70.551** Behind **58.056**  
 Best Time **1:43.209** Best Speed **73.249** On **8** Gp **c**

Lap	Elapsed Time	Lap Time	Lap Speed
1	1:51.418	1:51.418	67.853
2	3:39.518	1:48.100	69.935
3	5:27.281	1:47.763	70.154
4	7:16.207	1:48.926	69.405
5	9:03.197	1:46.990	70.661
6	10:48.973	1:45.776	71.472
7	12:34.042	1:45.069	71.953
8	14:17.251	1:43.209	73.249

**20 59 Paul SIMPSON**

Total Time **12:50.161** Avg Speed **68.713** Behind **1 Lap**  
 Best Time **1:46.607** Best Speed **70.915** On **5** Gp **c**

Lap	Elapsed Time	Lap Time	Lap Speed
1	1:54.650	1:54.650	65.940
2	3:45.939	1:51.289	67.931
3	5:35.534	1:49.595	68.981
4	7:24.128	1:48.594	69.617
5	9:10.735	1:46.607	70.915
6	11:02.124	1:51.389	67.870
7	12:50.161	1:48.037	69.976

Support 750

**Race Classification**

**21 12 Brian LOUGHLIN**

Total Time **12:50.808** Avg Speed **68.655** Behind **0.647**  
 Best Time **1:46.805** Best Speed **70.783** On **6** Gp **c**

Lap	Elapsed Time	Lap Time	Lap Speed
1	1:54.201	1:54.201	66.199
2	3:46.691	1:52.490	67.206
3	5:35.879	1:49.188	69.238
4	7:25.040	1:49.161	69.256
5	9:14.823	1:49.783	68.863
6	11:01.628	1:46.805	70.783
7	12:50.808	1:49.180	69.243

**22 136 John DUNNE**

Total Time **12:57.134** Avg Speed **68.096** Behind **6.973**  
 Best Time **1:49.472** Best Speed **69.059** On **4** Gp **c**

Lap	Elapsed Time	Lap Time	Lap Speed
1	1:53.894	1:53.894	66.378
2	3:45.760	1:51.866	67.581
3	5:35.333	1:49.573	68.995
4	7:24.805	1:49.472	69.059
5	9:15.158	1:50.353	68.507
6	11:07.576	1:52.418	67.249
7	12:57.134	1:49.558	69.005

**23 53 Paul KENNEDY**

Total Time **13:11.822** Avg Speed **66.833** Behind **21.661**  
 Best Time **1:50.439** Best Speed **68.454** On **7** Gp **c**

Lap	Elapsed Time	Lap Time	Lap Speed
1	1:57.151	1:57.151	64.532
2	3:51.199	1:54.048	66.288
3	5:45.977	1:54.778	65.866
4	7:38.431	1:52.454	67.227
5	9:30.846	1:52.415	67.251
6	11:21.383	1:50.537	68.394
7	13:11.822	1:50.439	68.454