



COOKSTOWN 100

Friday 26th & Saturday 27th April 2019

promoted by Cookstown & District MCC
cookstown100.org

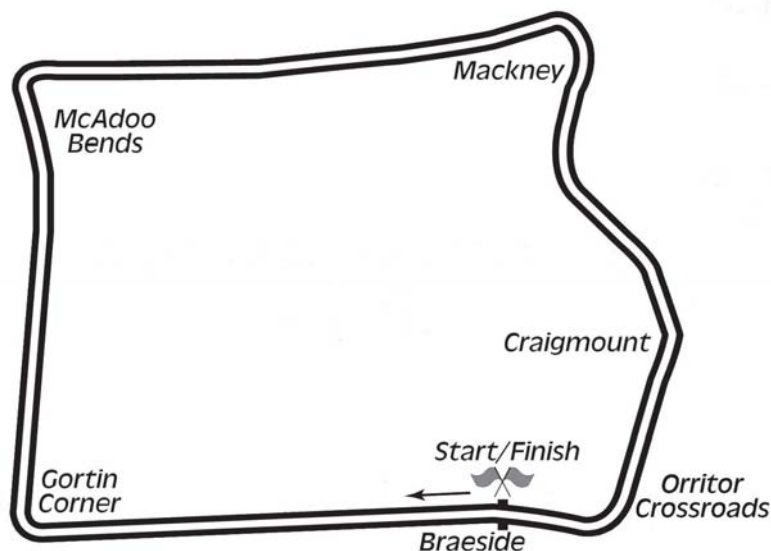
MID ULSTER DISTRICT COUNCIL
SUPERSPORT



Comhairle Ceantair
Lár Uladh
Mid Ulster
District Council



Orritor Circuit 2.1 miles



LAP RECORDS at the start of the meeting

Class	Rider	Machine	m s	mph	Year
125cc	William Dunlop	Honda	1 34.755	79.785	2010
Supersport 300	to be established				
Moto 3	Derek McGee	Honda 250	1 33.802	80.595	2018
250cc	William Dunlop	Honda	1 29.658	84.320	2009
Lightweight Supersport	Darryl Tweed	Kawasaki 400	1 34.604	79.912	2016
Supermono	Shaun Anderson	Kramer 690	1 36.710	78.172	2018
Supertwin	James Cowton	Kawasaki	1 29.657	84.321	2015
Supersport	Michael Dunlop	Yamaha	1 24.783	89.169	2011
Superbike	Michael Dunlop	Honda	1 22.641	91.480	2013
Senior Support	Gary Robinson	Yamaha 600	1 29.956	84.041	2007
Junior Support	Joseph Loughlin	Kawasaki 650	1 30.965	83.109	2017
Classic 1000cc	Wattie Brown	Norton 920	1 40.273	75.394	2006
Classic 500cc	Neill McWhirter	Norton	1 41.491	74.489	2010
Classic 350cc	Paul Coward	Honda	1 43.421	73.099	2004
Classic 250cc	Geoff McMullan	Suzuki	1 47.294	70.461	2006
Forgotten Era	Anthony McColgan	Bimota 750	1 37.178	77.795	2016

MOST WINS AT COOKSTOWN 100

Ryan Farquhar	26	1996-12 (400-1, 450-2, STWN-4, SSP-5, SBK-13, SJUN-1)
Ray McCullough	14	1967-79 (250-8, 350-3, 500-3)
William Dunlop	14	2006-17 (125-3, 250-5, SSP-5, SBK B-1)
Joey Dunlop	11	1977-98 (125-1, 250-4, 350-2, 500-2, SSP-1, SBK-1)
Robert Dunlop	11	1985-08 (125-7, 250-1, 250 B-1, 350-1, SBK-1)
Barry Davidson	11	2007-18 (250-1, C350-6, C500-4)
Phillip McCallen	10	1987-96 (250-3, 350-1, SSP-2, SBK-4)
Michael Dunlop	10	2006-18 (125-1, 250-1, STWN-2, STWN B-1, SSP-2, SBK-2, SJUN-1)
Richard Ford	9	2008-18 (C250-2, C1000-5, SJUN B-2)
Courtney Junk	8	1974-83 (200-2, 250-4, 350-1, 500-1)
Mervyn Elwood	8	1987-97 (C500-5, C1000-3)

MOST WINS AT ALL IRISH ROAD RACE MEETINGS (after East Coast Races 2018)

Most Wins at All Irish Road Race Meetings

Ryan Farquhar	211	1995-16
Joey Dunlop	156	1971-00
Robert Dunlop	135	1980-08
William Dunlop	119	2005-17
Ray McCullough	109	1960-82
Phillip McCallen	109	1987-99
Michael Dunlop	102	2006-18
Brian Reid	78	1980-94
Darran Lindsay	74	1999-06
Barry Davidson	68	1998-18

KDM HIRE COOKSTOWN 100

SUPERSPORT

Qualifying


Friday, 26 April 2019



Pos	Class	No	Name	Machine / Sponsor	----- Best Lap -----				Laps
					Time	Behind	Speed	On	
Qualifying Classification									
1	SSPR	86	Derek McGEE	Kawasaki - B&W/Diamond Edge Cutting	1:25.754		88.159	3	5
2	SSPR	56	Adam McLEAN	Kawasaki - McAdoo Kawasaki Racing	1:26.162	0.408	87.742	4	5
3	SSPR	22	Paul JORDAN	Yamaha - Paul Jordan Racing	1:26.640	0.886	87.258	3	5
4	SSPR	65	Michael SWEENEY	Yamaha - MJR Racing	1:27.482	1.728	86.418	4	5
5	SSPR	82	Derek SHEILS	Yamaha - Roadhouse Macau Racing	1:27.484	1.730	86.416	4	5
6	SSPR	16	Mike BROWNE	Kawasaki - Mike Browne Racing	1:27.772	2.018	86.132	5	5
7	SSPR	109	Neil KERNOHAN	Yamaha - Logan Racing	1:29.024	3.270	84.921	5	5
8	SSPR	59	Darryl TWEED	Honda - DH Racing	1:29.553	3.799	84.419	5	5
9	SSPR	75	Kevin FITZPATRICK	Kawasaki - Bert Racing	1:30.002	4.248	83.998	5	5
10	SSPR	31	Brad VICARS	Honda - VRS Racing	1:31.467	5.713	82.653	5	5
11	SSPR	96	Andy FARRELL	Kawasaki	1:33.080	7.326	81.220	4	5
12	SSPR	53	Adrian HARRISON	Honda	1:33.180	7.426	81.133	4	5
13	SSPR	88	Forest DUNN	Honda - Forest Dunn Racing	1:33.237	7.483	81.084	4	5
14	SSPR	77	Tom WEEDEN	Yamaha - Burrows Eng/RK Racing	1:36.692	10.938	78.186	5	5
15	SSPR	144	Lee HEMBURY	Yamaha - Lee Hembury Racing	1:38.126	12.372	77.044	4	4
16	SSPR	199	Lloyd COLLINS	Honda - Warren Drives	1:38.407	12.653	76.824	3	5
17	SSPR	23	Michal DOKOUPIL	Yamaha - DAS Trans Racing	1:38.564	12.810	76.701	3	4
18	SSPR	92	Noel CARROLL	Yamaha	1:38.582	12.828	76.687	3	4
19	SSPR	43	Stephen DEGNAN	Kawasaki	1:38.583	12.829	76.687	5	5
20	SSPR	78	Dean CAMPBELL	Kawasaki - AMK/DC Racing	1:41.544	15.790	74.450	2	2
21	SSPR	41	Ben REA	Kawasaki - Rea Racing Dyno Centre	2:26.118	1:00.364	51.739	1	2

Provisional result to be confirmed by the Stewards of the Meeting subject to completion of technical inspections & the time limit for protests

Page 1 / 1

Circuit	Orritor	Signed		Organising Club	Cookstown & District MCC
Length(miles)	2.1000		Chief Timekeeper	Qualifying Started	16:13
Weather	Cloudy	Issued At:	16:28		
Track	Dry				



SUPERSPORT

Qualifying

Friday, 26 April 2019

DETAILED RESULT

Qualifying Classification

Position

1	86 Derek McGEE			
SSPR		Behind		
Best Time	1:25.754	Best Speed	88.159	On 3 Gp
Lap	Elapsed Time	Lap Time	Lap Speed	
1	1:45.497	1:45.497	71.661	
2	3:12.893	1:27.396	86.503	
3	4:38.647	1:25.754	88.159	
4	6:04.729	1:26.082	87.823	
5	7:34.734	1:30.005	83.995	

2	56 Adam McLEAN			
SSPR		Behind	0.408	
Best Time	1:26.162	Best Speed	87.742	On 4 Gp
Lap	Elapsed Time	Lap Time	Lap Speed	
1	1:44.897	1:44.897	72.071	
2	3:11.847	1:26.950	86.947	
3	4:38.197	1:26.350	87.551	
4	6:04.359	1:26.162	87.742	
5	7:33.682	1:29.323	84.637	

3	22 Paul JORDAN			
SSPR		Behind	0.886	
Best Time	1:26.640	Best Speed	87.258	On 3 Gp
Lap	Elapsed Time	Lap Time	Lap Speed	
1	1:34.083	1:34.083	80.355	
2	3:00.773	1:26.690	87.207	
3	4:27.413	1:26.640	87.258	
4	5:56.948	1:29.535	84.436	
5	7:31.977	1:35.029	79.555	

4	65 Michael SWEENEY			
SSPR		Behind	1.728	
Best Time	1:27.482	Best Speed	86.418	On 4 Gp
Lap	Elapsed Time	Lap Time	Lap Speed	
1	1:38.203	1:38.203	76.983	
2	3:06.118	1:27.915	85.992	
3	4:36.304	1:30.186	83.827	
4	6:03.786	1:27.482	86.418	
5	7:32.848	1:29.062	84.885	

Qualifying Classification

Position

5	82 Derek SHEILS			
SSPR		Behind	1.730	
Best Time	1:27.484	Best Speed	86.416	On 4 Gp
Lap	Elapsed Time	Lap Time	Lap Speed	
1	1:38.575	1:38.575	76.693	
2	3:06.361	1:27.786	86.119	
3	4:34.200	1:27.839	86.067	
4	6:01.684	1:27.484	86.416	
5	7:31.902	1:30.218	83.797	

6	16 Mike BROWNE			
SSPR		Behind	2.018	
Best Time	1:27.772	Best Speed	86.132	On 5 Gp
Lap	Elapsed Time	Lap Time	Lap Speed	
1	1:54.724	1:54.724	65.897	
2	3:25.454	1:30.730	83.324	
3	4:54.292	1:28.838	85.099	
4	6:22.923	1:28.631	85.297	
5	7:50.695	1:27.772	86.132	

7	109 Neil KERNOHAN			
SSPR		Behind	3.270	
Best Time	1:29.024	Best Speed	84.921	On 5 Gp
Lap	Elapsed Time	Lap Time	Lap Speed	
1	2:04.019	2:04.019	60.958	
2	3:36.511	1:32.492	81.737	
3	5:08.508	1:31.997	82.177	
4	6:38.027	1:29.519	84.451	
5	8:07.051	1:29.024	84.921	

8	59 Darryl TWEED			
SSPR		Behind	3.799	
Best Time	1:29.553	Best Speed	84.419	On 5 Gp
Lap	Elapsed Time	Lap Time	Lap Speed	
1	2:03.810	2:03.810	61.061	
2	3:35.802	1:31.992	82.181	
3	5:08.510	1:32.708	81.546	
4	6:38.576	1:30.066	83.938	
5	8:08.129	1:29.553	84.419	





SUPERSPORT

Qualifying

Friday, 26 April 2019

DETAILED RESULT

Qualifying Classification

Position

9 75 Kevin FITZPATRICK

SSPR Behind 4.248

Best Time 1:30.002 Best Speed 83.998 On 5 Gp

Lap	Elapsed Time	Lap Time	Lap Speed
1	2:14.875	2:14.875	56.052
2	3:47.315	1:32.440	81.783
3	5:18.251	1:30.936	83.135
4	6:51.121	1:32.870	81.404
5	8:21.123	1:30.002	83.998

Qualifying Classification

Position

13 88 Forest DUNN

SSPR Behind 7.483

Best Time 1:33.237 Best Speed 81.084 On 4 Gp

Lap	Elapsed Time	Lap Time	Lap Speed
1	1:59.302	1:59.302	63.369
2	3:33.911	1:34.609	79.908
3	5:08.307	1:34.396	80.088
4	6:41.544	1:33.237	81.084
5	8:16.271	1:34.727	79.808

10 31 Brad VICARS

SSPR Behind 5.713

Best Time 1:31.467 Best Speed 82.653 On 5 Gp

Lap	Elapsed Time	Lap Time	Lap Speed
1	2:11.948	2:11.948	57.295
2	3:45.175	1:33.227	81.092
3	5:17.313	1:32.138	82.051
4	6:51.567	1:34.254	80.209
5	8:23.034	1:31.467	82.653

14 77 Tom WEEDEN

SSPR Behind 10.938

Best Time 1:36.692 Best Speed 78.186 On 5 Gp

Lap	Elapsed Time	Lap Time	Lap Speed
1	1:54.721	1:54.721	65.899
2	3:33.874	1:39.153	76.246
3	5:13.337	1:39.463	76.008
4	6:51.504	1:38.167	77.012
5	8:28.196	1:36.692	78.186

11 96 Andy FARRELL

SSPR Behind 7.326

Best Time 1:33.080 Best Speed 81.220 On 4 Gp

Lap	Elapsed Time	Lap Time	Lap Speed
1	2:33.394	2:33.394	49.285
2	4:09.835	1:36.441	78.390
3	5:43.759	1:33.924	80.491
4	7:16.839	1:33.080	81.220
5	8:50.524	1:33.685	80.696

15 144 Lee HEMBURY

SSPR Behind 12.372

Best Time 1:38.126 Best Speed 77.044 On 4 Gp

Lap	Elapsed Time	Lap Time	Lap Speed
1	2:39.893	2:39.893	47.282
2	4:22.381	1:42.488	73.765
3	6:01.647	1:39.266	76.159
4	7:39.773	1:38.126	77.044

12 53 Adrian HARRISON

SSPR Behind 7.426

Best Time 1:33.180 Best Speed 81.133 On 4 Gp

Lap	Elapsed Time	Lap Time	Lap Speed
1	2:01.431	2:01.431	62.258
2	3:36.490	1:35.059	79.530
3	5:12.563	1:36.073	78.690
4	6:45.743	1:33.180	81.133
5	8:19.634	1:33.891	80.519

16 199 Lloyd COLLINS

SSPR Behind 12.653

Best Time 1:38.407 Best Speed 76.824 On 3 Gp

Lap	Elapsed Time	Lap Time	Lap Speed
1	2:27.361	2:27.361	51.303
2	4:08.618	1:41.257	74.662
3	5:47.025	1:38.407	76.824
4	7:27.447	1:40.422	75.282
5	9:06.760	1:39.313	76.123





SUPERSPORT

Qualifying

Friday, 26 April 2019

DETAILED RESULT

Qualifying Classification

Position

17	23 Michal DOKOUPIL	SSPR	Behind	12.810
Best Time	1:38.564	Best Speed	76.701	On 3 Gp
<i>Lap</i>	<i>Elapsed Time</i>	<i>Lap Time</i>	<i>Lap Speed</i>	
1	2:36.221	2:36.221	48.393	
2	4:17.063	1:40.842	74.969	
3	5:55.627	1:38.564	76.701	
4	7:37.675	1:42.048	74.083	

18	92 Noel CARROLL	SSPR	Behind	12.828
Best Time	1:38.582	Best Speed	76.687	On 3 Gp
<i>Lap</i>	<i>Elapsed Time</i>	<i>Lap Time</i>	<i>Lap Speed</i>	
1	2:36.582	2:36.582	48.281	
2	4:17.336	1:40.754	75.034	
3	5:55.918	1:38.582	76.687	
4	7:38.015	1:42.097	74.047	

19	43 Stephen DEGNAN	SSPR	Behind	12.829
Best Time	1:38.583	Best Speed	76.687	On 5 Gp
<i>Lap</i>	<i>Elapsed Time</i>	<i>Lap Time</i>	<i>Lap Speed</i>	
1	2:19.618	2:19.618	54.148	
2	3:59.295	1:39.677	75.845	
3	5:38.855	1:39.560	75.934	
4	7:19.325	1:40.470	75.246	
5	8:57.908	1:38.583	76.687	

20	78 Dean CAMPBELL	SSPR	Behind	15.790
Best Time	1:41.544	Best Speed	74.450	On 2 Gp
<i>Lap</i>	<i>Elapsed Time</i>	<i>Lap Time</i>	<i>Lap Speed</i>	
1	2:42.509	2:42.509	46.521	
2	4:24.053	1:41.544	74.450	

21	41 Ben REA	SSPR	Behind	1:00.364
Best Time	2:26.118	Best Speed	51.739	On 1 Gp
<i>Lap</i>	<i>Elapsed Time</i>	<i>Lap Time</i>	<i>Lap Speed</i>	
1	2:26.118	2:26.118	51.739	
2	5:05.297	2:39.179	47.494	



KDM HIRE COOKSTOWN 100

SUPERSPORT

Orriotr 2.100 miles

R3: Mid Ulster District Council Supersport A

27/04/2019 11:20

Race (7 Laps)

RACE 3 - SUPERSPORT

10	78 A	41 B	43 C
9	23 A	92 B	
8			C
7	144 A	199 B	
6	53 A	88 B	77 C
5	75 A	31 B	96 C
4			C
3	109 A	59 B	
2	65 A	82 B	16 C
1	86 A	56 B	22 C

POLE POSITION

Promoted by Cookstown and District Motorcycle Club

Orbits

Provisional result to be confirmed by the Stewards of the Meeting subject to the completion of technical inspections and the time limit for protests
MCUI (Ulster Centre) Timing @ www.elaps-timing.com



KDM HIRE COOKSTOWN 100

SUPERSPORT

Race 3 - Mid Ulster District Council Supersport A

Saturday, 27 April 2019



Pos	Class	No	Name	Machine / Sponsor	Gp	Lap	Total Time	Behind	Speed	-----Best Lap-----		
										Time	Speed	On
Race Classification												
1	SSPR	56	Adam McLEAN	Kawasaki - McAdoo Kawasaki Racing	a	4	5:54.823		85.226	1:26.573	87.325	4
2	SSPR	86	Derek McGEE	Kawasaki - B&W/Diamond Edge Cutting	a	4	5:55.187	0.364	85.138	1:26.327	87.574	4
3	SSPR	22	Paul JORDAN	Yamaha - Paul Jordan Racing	a	4	5:55.745	0.922	85.005	1:26.426	87.474	4
4	SSPR	82	Derek SHEILS	Yamaha - Roadhouse Macau Racing	a	4	6:00.928	6.105	83.784	1:27.527	86.373	2
5	SSPR	65	Michael SWEENEY	Yamaha - MJR Racing	a	4	6:01.689	6.866	83.608	1:28.094	85.817	2
6	SSPR	109	Neil KERNOHAN	Yamaha - Logan Racing	a	3	4:41.361	1 Lap	80.608	1:31.041	83.040	3
7	SSPR	75	Kevin FITZPATRICK	Kawasaki - Bert Racing	b	3	4:41.988	1 Lap	80.429	1:32.175	82.018	3
8	SSPR	31	Brad VICARS	Honda - VRS Racing	b	3	4:43.768	1 Lap	79.924	1:32.003	82.171	3
9	SSPR	53	Adrian HARRISON	Honda	b	3	4:46.645	1 Lap	79.122	1:33.160	81.151	3
10	SSPR	59	Darryl TWEED	Honda - DH Racing	a	3	4:46.937	1 Lap	79.042	1:30.282	83.738	3
11	SSPR	88	Forest DUNN	Honda - Forest Dunn Racing	b	3	4:50.696	1 Lap	78.020	1:35.311	79.319	2
12	SSPR	77	Tom WEEDEN	Yamaha - Burrows Eng/RK Racing	b	3	4:52.657	1 Lap	77.497	1:35.700	78.997	3
13	SSPR	23	Michal DOKOUPIL	Yamaha - DAS Trans Racing	c	3	4:54.939	1 Lap	76.897	1:36.097	78.671	3
14	SSPR	144	Lee HEMBURY	Yamaha - Lee Hembury Racing	b	3	4:56.083	1 Lap	76.600	1:35.508	79.156	3
15	SSPR	41	Ben REA	Kawasaki - Rea Racing Dyno Centre	c	3	4:58.456	1 Lap	75.991	1:37.832	77.275	3
16	SSPR	92	Noel CARROLL	Yamaha	c	3	4:59.247	1 Lap	75.790	1:37.748	77.342	3
17	SSPR	43	Stephen DEGNAN	Kawasaki	c	3	5:02.309	1 Lap	75.023	1:38.283	76.921	3
18	SSPR	199	Lloyd COLLINS	Honda - Warren Drives	b	3	5:05.818	1 Lap	74.162	1:40.487	75.234	3

Fastest Lap

SSPR	86	Derek McGEE	Kawasaki - B&W/Diamond Edge Cutting	1:26.327	87.574	4
------	----	-------------	-------------------------------------	----------	--------	---


Not Classified

DNF	SSPR	16	Mike BROWNE	Kawasaki - Mike Browne Racing	a	1	1:36.256		78.541	1:36.256	78.541	1
-----	------	----	-------------	-------------------------------	---	---	----------	--	--------	----------	--------	---

Red flag after leaders completed 4 laps - result declared

Provisional result to be confirmed by the Stewards of the Meeting subject to completion of technical inspections & the time limit for protests

Page 1 / 1

Circuit	Orritor	Signed		Organising Club	Cookstown & District MCC
Length(miles)	2.1000		Chief Timekeeper	Race Started	15:05
Weather	Cloudy	Issued At:	15:18	Gp Time Diff - b 13.87 / c 27.28	
Track	Dry				



SUPERSPORT

Race 3 - Mid Ulster District Council Supersport A

Saturday, 27 April 2019

DETAILED RESULT

Race Classification

1 56 Adam McLEAN

Total Time **5:54.823** Avg Speed **85.226** Behind
 Best Time **1:26.573** Best Speed **87.325** On **4** Gp **a**

Lap	Elapsed Time	Lap Time	Lap Speed
1	1:33.400	1:33.400	80.942
2	3:00.900	1:27.500	86.400
3	4:28.250	1:27.350	86.548
4	5:54.823	1:26.573	87.325

2 86 Derek McGEE

Total Time **5:55.187** Avg Speed **85.138** Behind **0.364**
 Best Time **1:26.327** Best Speed **87.574** On **4** Gp **a**

Lap	Elapsed Time	Lap Time	Lap Speed
1	1:34.431	1:34.431	80.058
2	3:02.070	1:27.639	86.263
3	4:28.860	1:26.790	87.107
4	5:55.187	1:26.327	87.574

3 22 Paul JORDAN

Total Time **5:55.745** Avg Speed **85.005** Behind **0.922**
 Best Time **1:26.426** Best Speed **87.474** On **4** Gp **a**

Lap	Elapsed Time	Lap Time	Lap Speed
1	1:34.270	1:34.270	80.195
2	3:02.754	1:28.484	85.439
3	4:29.319	1:26.565	87.333
4	5:55.745	1:26.426	87.474

4 82 Derek SHEILS

Total Time **6:00.928** Avg Speed **83.784** Behind **6.105**
 Best Time **1:27.527** Best Speed **86.373** On **2** Gp **a**

Lap	Elapsed Time	Lap Time	Lap Speed
1	1:34.880	1:34.880	79.680
2	3:02.407	1:27.527	86.373
3	4:31.917	1:29.510	84.460
4	6:00.928	1:29.011	84.933

5 65 Michael SWEENEY

Total Time **6:01.689** Avg Speed **83.608** Behind **6.866**
 Best Time **1:28.094** Best Speed **85.817** On **2** Gp **a**

Lap	Elapsed Time	Lap Time	Lap Speed
1	1:33.862	1:33.862	80.544
2	3:01.956	1:28.094	85.817
3	4:31.837	1:29.881	84.111
4	6:01.689	1:29.852	84.138

Race Classification

6 109 Neil KERNOHAN

Total Time **4:41.361** Avg Speed **80.608** Behind **1 Lap**
 Best Time **1:31.041** Best Speed **83.040** On **3** Gp **a**

Lap	Elapsed Time	Lap Time	Lap Speed
1	1:37.785	1:37.785	77.312
2	3:10.320	1:32.535	81.699
3	4:41.361	1:31.041	83.040

7 75 Kevin FITZPATRICK

Total Time **4:41.988** Avg Speed **80.429** Behind **1 Lap**
 Best Time **1:32.175** Best Speed **82.018** On **3** Gp **b**

Lap	Elapsed Time	Lap Time	Lap Speed
1	1:36.635	1:36.635	78.233
2	3:09.813	1:33.178	81.135
3	4:41.988	1:32.175	82.018

8 31 Brad VICARS

Total Time **4:43.768** Avg Speed **79.924** Behind **1 Lap**
 Best Time **1:32.003** Best Speed **82.171** On **3** Gp **b**

Lap	Elapsed Time	Lap Time	Lap Speed
1	1:38.853	1:38.853	76.477
2	3:11.765	1:32.912	81.367
3	4:43.768	1:32.003	82.171

9 53 Adrian HARRISON

Total Time **4:46.645** Avg Speed **79.122** Behind **1 Lap**
 Best Time **1:33.160** Best Speed **81.151** On **3** Gp **b**

Lap	Elapsed Time	Lap Time	Lap Speed
1	1:38.717	1:38.717	76.583
2	3:13.485	1:34.768	79.774
3	4:46.645	1:33.160	81.151

10 59 Darryl TWEED

Total Time **4:46.937** Avg Speed **79.042** Behind **1 Lap**
 Best Time **1:30.282** Best Speed **83.738** On **3** Gp **a**

Lap	Elapsed Time	Lap Time	Lap Speed
1	1:36.700	1:36.700	78.180
2	3:16.655	1:39.955	75.634
3	4:46.937	1:30.282	83.738





SUPERSPORT

Race 3 - Mid Ulster District Council Supersport A

Saturday, 27 April 2019

DETAILED RESULT

Race Classification

11 88 Forest DUNN

Total Time **4:50.696** Avg Speed **78.020** Behind **1 Lap**
 Best Time **1:35.311** Best Speed **79.319** On **2** Gp **b**

Lap	Elapsed Time	Lap Time	Lap Speed
1	1:39.740	1:39.740	75.797
2	3:15.051	1:35.311	79.319
3	4:50.696	1:35.645	79.042

12 77 Tom WEEDEN

Total Time **4:52.657** Avg Speed **77.497** Behind **1 Lap**
 Best Time **1:35.700** Best Speed **78.997** On **3** Gp **b**

Lap	Elapsed Time	Lap Time	Lap Speed
1	1:40.652	1:40.652	75.110
2	3:16.957	1:36.305	78.501
3	4:52.657	1:35.700	78.997

13 23 Michal DOKOUPIL

Total Time **4:54.939** Avg Speed **76.897** Behind **1 Lap**
 Best Time **1:36.097** Best Speed **78.671** On **3** Gp **c**

Lap	Elapsed Time	Lap Time	Lap Speed
1	1:42.638	1:42.638	73.657
2	3:18.842	1:36.204	78.583
3	4:54.939	1:36.097	78.671

14 144 Lee HEMBURY

Total Time **4:56.083** Avg Speed **76.600** Behind **1 Lap**
 Best Time **1:35.508** Best Speed **79.156** On **3** Gp **b**

Lap	Elapsed Time	Lap Time	Lap Speed
1	1:44.240	1:44.240	72.525
2	3:20.575	1:36.335	78.476
3	4:56.083	1:35.508	79.156

15 41 Ben REA

Total Time **4:58.456** Avg Speed **75.991** Behind **1 Lap**
 Best Time **1:37.832** Best Speed **77.275** On **3** Gp **c**

Lap	Elapsed Time	Lap Time	Lap Speed
1	1:42.498	1:42.498	73.758
2	3:20.624	1:38.126	77.044
3	4:58.456	1:37.832	77.275

Race Classification

16 92 Noel CARROLL

Total Time **4:59.247** Avg Speed **75.790** Behind **1 Lap**
 Best Time **1:37.748** Best Speed **77.342** On **3** Gp **c**

Lap	Elapsed Time	Lap Time	Lap Speed
1	1:43.531	1:43.531	73.022
2	3:21.499	1:37.968	77.168
3	4:59.247	1:37.748	77.342

17 43 Stephen DEGNAN

Total Time **5:02.309** Avg Speed **75.023** Behind **1 Lap**
 Best Time **1:38.283** Best Speed **76.921** On **3** Gp **c**

Lap	Elapsed Time	Lap Time	Lap Speed
1	1:45.043	1:45.043	71.971
2	3:24.026	1:38.983	76.377
3	5:02.309	1:38.283	76.921

18 199 Lloyd COLLINS

Total Time **5:05.818** Avg Speed **74.162** Behind **1 Lap**
 Best Time **1:40.487** Best Speed **75.234** On **3** Gp **b**

Lap	Elapsed Time	Lap Time	Lap Speed
1	1:43.885	1:43.885	72.773
2	3:25.331	1:41.446	74.522
3	5:05.818	1:40.487	75.234

Not Classified

DNF 16 Mike BROWNE

Total Time **1:36.256** Avg Speed **78.541** Behind
 Best Time **1:36.256** Best Speed **78.541** On **1** Gp **a**

Lap	Elapsed Time	Lap Time	Lap Speed
1	1:36.256	1:36.256	78.541





SUPERSPORT

Race 3 - Mid Ulster District Council Supersport A

LAP CHART

1

No	Name	Gp	Time of Day	Lap Time
56	Adam McLEAN	a	15:07:04.910	1:33.400
65	Michael SWEENEY	a	15:07:05.372	1:33.862
22	Paul JORDAN	a	15:07:05.780	1:34.270
86	Derek McGEE	a	15:07:05.941	1:34.431
82	Derek SHEILS	a	15:07:06.390	1:34.880
16	Mike BROWNE	a	15:07:07.766	1:36.256
75	Kevin FITZPATRICK	b	15:07:08.145	1:36.635
59	Darryl TWEED	a	15:07:08.210	1:36.700
109	Neil KERNOHAN	a	15:07:09.295	1:37.785
53	Adrian HARRISON	b	15:07:10.227	1:38.717
31	Brad VICARS	b	15:07:10.363	1:38.853
88	Forest DUNN	b	15:07:11.250	1:39.740
77	Tom WEEDEN	b	15:07:12.162	1:40.652
41	Ben REA	c	15:07:14.008	1:42.498
23	Michal DOKOUPIL	c	15:07:14.148	1:42.638
92	Noel CARROLL	c	15:07:15.041	1:43.531
199	Lloyd COLLINS	b	15:07:15.395	1:43.885
144	Lee HEMBURY	b	15:07:15.750	1:44.240
43	Stephen DEGNAN	c	15:07:16.553	1:45.043

2

No	Name	Gp	Time of Day	Lap Time
56	Adam McLEAN	a	15:08:32.410	1:27.500
65	Michael SWEENEY	a	15:08:33.466	1:28.094
86	Derek McGEE	a	15:08:33.580	1:27.639
82	Derek SHEILS	a	15:08:33.917	1:27.527
22	Paul JORDAN	a	15:08:34.264	1:28.484
75	Kevin FITZPATRICK	b	15:08:41.323	1:33.178
109	Neil KERNOHAN	a	15:08:41.830	1:32.535
31	Brad VICARS	b	15:08:43.275	1:32.912
53	Adrian HARRISON	b	15:08:44.995	1:34.768
88	Forest DUNN	b	15:08:46.561	1:35.311
59	Darryl TWEED	a	15:08:48.165	1:39.955
77	Tom WEEDEN	b	15:08:48.467	1:36.305
23	Michal DOKOUPIL	c	15:08:50.352	1:36.204
144	Lee HEMBURY	b	15:08:52.085	1:36.335
41	Ben REA	c	15:08:52.134	1:38.126
92	Noel CARROLL	c	15:08:53.009	1:37.968
43	Stephen DEGNAN	c	15:08:55.536	1:38.983
199	Lloyd COLLINS	b	15:08:56.841	1:41.446

3

No	Name	Gp	Time of Day	Lap Time
56	Adam McLEAN	a	15:09:59.760	1:27.350
86	Derek McGEE	a	15:10:00.370	1:26.790
22	Paul JORDAN	a	15:10:00.829	1:26.565
65	Michael SWEENEY	a	15:10:03.347	1:29.881
82	Derek SHEILS	a	15:10:03.427	1:29.510
109	Neil KERNOHAN	a	15:10:12.871	1:31.041
75	Kevin FITZPATRICK	b	15:10:13.498	1:32.175
31	Brad VICARS	b	15:10:15.278	1:32.003
53	Adrian HARRISON	b	15:10:18.155	1:33.160
59	Darryl TWEED	a	15:10:18.447	1:30.282
88	Forest DUNN	b	15:10:22.206	1:35.645
77	Tom WEEDEN	b	15:10:24.167	1:35.700
23	Michal DOKOUPIL	c	15:10:26.449	1:36.097
144	Lee HEMBURY	b	15:10:27.593	1:35.508
41	Ben REA	c	15:10:29.966	1:37.832
92	Noel CARROLL	c	15:10:30.757	1:37.748
43	Stephen DEGNAN	c	15:10:33.819	1:38.283
199	Lloyd COLLINS	b	15:10:37.328	1:40.487

4

No	Name	Gp	Time of Day	Lap Time
56	Adam McLEAN	a	15:11:26.333	1:26.573
86	Derek McGEE	a	15:11:26.697	1:26.327
22	Paul JORDAN	a	15:11:27.255	1:26.426
82	Derek SHEILS	a	15:11:32.438	1:29.011
65	Michael SWEENEY	a	15:11:33.199	1:29.852



ROAD RACE - IRISH SUPERSPORT

2019

						#1
Pos	No.	Name	Total	Diff	Gap	R1
1	56	Adam McLEAN	25	0	0	25
2	86	Derek McGEE	20	5	5	20
3	22	Paul JORDAN	16	9	4	16
4	82	Derek SHEILS	13	12	3	13
5	65	Michael SWEENEY	11	14	2	11
6	109	Neil KERNOHAN	10	15	1	10
7	75	Kevin FITZPATRICK	9	16	1	9
8	31	Brad VICARS	8	17	1	8
9	53	Adrian HARRISON	7	18	1	7
10	59	Darryl TWEED	6	19	1	6
11	88	Forest DUNN	5	20	1	5
12	77	Tom WEEDEN	4	21	1	4
13	23	Michal DOKOUPIL	3	22	1	3
14	144	Lee HEMBURY	2	23	1	2
15	41	Ben REA	1	24	1	1

Event Legend

#1 26/04/2019 KDM HIRE COOKSTOWN 100

ROAD RACE - ULSTER SUPERSPORT

2019

						#1
Pos	No.	Name	Total	Diff	Gap	R1
1	56	Adam McLEAN	25	0	0	25
2	86	Derek McGEE	20	5	5	20
3	22	Paul JORDAN	16	9	4	16
4	82	Derek SHEILS	13	12	3	13
5	65	Michael SWEENEY	11	14	2	11
6	109	Neil KERNOHAN	10	15	1	10
7	75	Kevin FITZPATRICK	9	16	1	9
8	31	Brad VICARS	8	17	1	8
9	53	Adrian HARRISON	7	18	1	7
10	59	Darryl TWEED	6	19	1	6
11	88	Forest DUNN	5	20	1	5
12	77	Tom WEEDEN	4	21	1	4
13	23	Michal DOKOUPIL	3	22	1	3
14	144	Lee HEMBURY	2	23	1	2
15	41	Ben REA	1	24	1	1

Event Legend

#1 26/04/2019 KDM HIRE COOKSTOWN 100