



COOKSTOWN 100

Friday 26th & Saturday 27th April 2019

promoted by Cookstown & District MCC
cookstown100.org

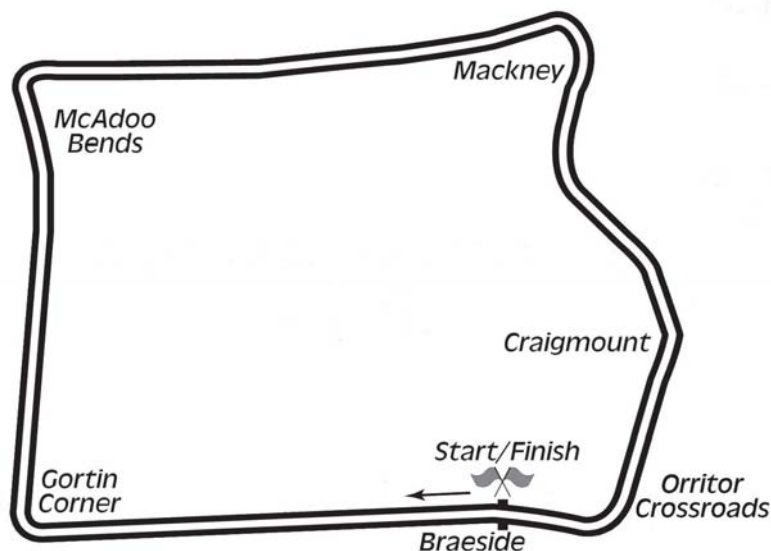
BRAESIDE BAR & RESTAURANT
MOTO 3 (125cc GP)



Comhairle Ceantair
Lár Uladh
Mid Ulster
District Council



Orritor Circuit 2.1 miles



LAP RECORDS at the start of the meeting

Class	Rider	Machine	m s	mph	Year
125cc	William Dunlop	Honda	1 34.755	79.785	2010
Supersport 300	to be established				
Moto 3	Derek McGee	Honda 250	1 33.802	80.595	2018
250cc	William Dunlop	Honda	1 29.658	84.320	2009
Lightweight Supersport	Darryl Tweed	Kawasaki 400	1 34.604	79.912	2016
Supermono	Shaun Anderson	Kramer 690	1 36.710	78.172	2018
Supertwin	James Cowton	Kawasaki	1 29.657	84.321	2015
Supersport	Michael Dunlop	Yamaha	1 24.783	89.169	2011
Superbike	Michael Dunlop	Honda	1 22.641	91.480	2013
Senior Support	Gary Robinson	Yamaha 600	1 29.956	84.041	2007
Junior Support	Joseph Loughlin	Kawasaki 650	1 30.965	83.109	2017
Classic 1000cc	Wattie Brown	Norton 920	1 40.273	75.394	2006
Classic 500cc	Neill McWhirter	Norton	1 41.491	74.489	2010
Classic 350cc	Paul Coward	Honda	1 43.421	73.099	2004
Classic 250cc	Geoff McMullan	Suzuki	1 47.294	70.461	2006
Forgotten Era	Anthony McColgan	Bimota 750	1 37.178	77.795	2016

MOST WINS AT COOKSTOWN 100

Ryan Farquhar	26	1996-12 (400-1, 450-2, STWN-4, SSP-5, SBK-13, SJUN-1)
Ray McCullough	14	1967-79 (250-8, 350-3, 500-3)
William Dunlop	14	2006-17 (125-3, 250-5, SSP-5, SBK B-1)
Joey Dunlop	11	1977-98 (125-1, 250-4, 350-2, 500-2, SSP-1, SBK-1)
Robert Dunlop	11	1985-08 (125-7, 250-1, 250 B-1, 350-1, SBK-1)
Barry Davidson	11	2007-18 (250-1, C350-6, C500-4)
Phillip McCallen	10	1987-96 (250-3, 350-1, SSP-2, SBK-4)
Michael Dunlop	10	2006-18 (125-1, 250-1, STWN-2, STWN B-1, SSP-2, SBK-2, SJUN-1)
Richard Ford	9	2008-18 (C250-2, C1000-5, SJUN B-2)
Courtney Junk	8	1974-83 (200-2, 250-4, 350-1, 500-1)
Mervyn Elwood	8	1987-97 (C500-5, C1000-3)

MOST WINS AT ALL IRISH ROAD RACE MEETINGS (after East Coast Races 2018)

Most Wins at All Irish Road Race Meetings

Ryan Farquhar	211	1995-16
Joey Dunlop	156	1971-00
Robert Dunlop	135	1980-08
William Dunlop	119	2005-17
Ray McCullough	109	1960-82
Phillip McCallen	109	1987-99
Michael Dunlop	102	2006-18
Brian Reid	78	1980-94
Darran Lindsay	74	1999-06
Barry Davidson	68	1998-18

KDM HIRE COOKSTOWN 100

MOTO 3 (125GP) / SUPERSPORT 300

Qualifying

Friday, 26 April 2019



Moto 3 (125GP)


Pos	Class	No	Name	Machine / Sponsor	Time	Best Lap		On	Total Laps
						Behind	Speed		
Qualifying Classification									
1	M3	6	Derek McGEE	Honda 250 Moto 3 - Faraldo Racing	1:38.332		76.882	4	5
2	M3	86	Nigel MOORE	Honda 250 Moto 3	1:41.199	2.867	74.704	5	5
3	M3	75	Kevin FITZPATRICK	Honda 125 - Harp Farm Racing	1:42.428	4.096	73.808	4	5
4	M3	18	Samuel GRIEF	Honda 250 Moto 3 - PR18 Racing	1:45.797	7.465	71.458	5	5
5	M3	14	Jack SANDS	Honda 125 - Jack Sands Racing	1:46.332	8.000	71.098	5	5
6	M3	28	Paul GARTLAND	Honda 125 - PSC Racing	1:47.088	8.756	70.596	3	5
7	M3	49	Malcolm LOVE	Honda 250 Moto 3 - CB Racing	1:47.883	9.551	70.076	5	5
8	M3	122	Chris MEYER	Honda 125	1:50.481	12.149	68.428	3	3
9	M3	69	Ronnie SCOTT	Honda 250 Moto 3	1:51.003	12.671	68.106	3	5
10	M3	94	Andrew JACKSON	Honda 250 Moto 3 - Falcon Racing	2:29.261	50.929	50.650	1	1

Supersport 300

Pos	Class	No	Name	Machine / Sponsor	Time	Best Lap		On	Total Laps
						Behind	Speed		
Qualifying Classification									
1	SS300	40	Barry DAVIDSON	KTM 390 - Jackal Racing	1:49.864		68.812	5	5
2	SS300	182	Roger CHEN	Kawasaki 300	2:03.537	13.673	61.196	3	4

Provisional result to be confirmed by the Stewards of the Meeting subject to completion of technical inspections & the time limit for protests

Page 1 / 1

Circuit	Orritor	Signed		Organising Club	Cookstown & District MCC
Length(miles)	2.1000		Chief Timekeeper	Qualifying Started	14:54
Weather	Cloudy	Issued At:	15:12		
Track	Dry				

KDM HIRE COOKSTOWN 100

MOTO 3 (125GP) / SUPERSPORT 300

Qualifying

Friday, 26 April 2019

DETAILED RESULT



Qualifying Classification

Position

1 6 Derek McGEE

M3 Behind

Best Time **1:38.332** Best Speed **76.882** On **4** Gp

Lap	Elapsed Time	Lap Time	Lap Speed
1	14:56:50.077	2:04.606	60.671
2	14:58:30.214	1:40.137	75.497
3	15:00:09.326	1:39.112	76.277
4	15:01:47.658	1:38.332	76.882
5	15:03:30.316	1:42.658	73.643

2 86 Nigel MOORE

M3 Behind **2.867**

Best Time **1:41.199** Best Speed **74.704** On **5** Gp

Lap	Elapsed Time	Lap Time	Lap Speed
1	14:57:07.068	2:21.597	53.391
2	14:58:51.235	1:44.167	72.576
3	15:00:32.818	1:41.583	74.422
4	15:02:15.259	1:42.441	73.799
5	15:03:56.458	1:41.199	74.704

3 75 Kevin FITZPATRICK

M3 Behind **4.096**

Best Time **1:42.428** Best Speed **73.808** On **4** Gp

Lap	Elapsed Time	Lap Time	Lap Speed
1	14:56:52.731	2:07.260	59.406
2	14:58:41.931	1:49.200	69.231
3	15:00:27.798	1:45.867	71.410
4	15:02:10.226	1:42.428	73.808
5	15:03:52.940	1:42.714	73.602

4 18 Samuel GRIEF

M3 Behind **7.465**

Best Time **1:45.797** Best Speed **71.458** On **5** Gp

Lap	Elapsed Time	Lap Time	Lap Speed
1	14:57:06.803	2:21.332	53.491
2	14:58:53.547	1:46.744	70.824
3	15:00:39.584	1:46.037	71.296
4	15:02:26.398	1:46.814	70.777
5	15:04:12.195	1:45.797	71.458

Qualifying Classification

Position

5 14 Jack SANDS

M3 Behind **8.000**

Best Time **1:46.332** Best Speed **71.098** On **5** Gp

Lap	Elapsed Time	Lap Time	Lap Speed
1	14:56:52.201	2:06.730	59.654
2	14:58:40.399	1:48.198	69.872
3	15:00:28.401	1:48.002	69.999
4	15:02:17.055	1:48.654	69.579
5	15:04:03.387	1:46.332	71.098

6 28 Paul GARTLAND

M3 Behind **8.756**

Best Time **1:47.088** Best Speed **70.596** On **3** Gp

Lap	Elapsed Time	Lap Time	Lap Speed
1	14:56:52.015	2:06.544	59.742
2	14:58:42.110	1:50.095	68.668
3	15:00:29.198	1:47.088	70.596
4	15:02:17.003	1:47.805	70.127
5	15:04:04.260	1:47.257	70.485

7 49 Malcolm LOVE

M3 Behind **9.551**

Best Time **1:47.883** Best Speed **70.076** On **5** Gp

Lap	Elapsed Time	Lap Time	Lap Speed
1	14:56:44.503	1:59.032	63.512
2	14:58:34.282	1:49.779	68.866
3	15:00:22.415	1:48.133	69.914
4	15:02:11.664	1:49.249	69.200
5	15:03:59.547	1:47.883	70.076

8 122 Chris MEYER

M3 Behind **12.149**

Best Time **1:50.481** Best Speed **68.428** On **3** Gp

Lap	Elapsed Time	Lap Time	Lap Speed
1	14:56:57.431	2:11.960	57.290
2	14:58:48.751	1:51.320	67.912
3	15:00:39.232	1:50.481	68.428

KDM HIRE COOKSTOWN 100

MOTO 3 (125GP) / SUPERSPORT 300

Qualifying

Friday, 26 April 2019

DETAILED RESULT



Qualifying Classification

Position

9 69 Ronnie SCOTT

M3 Behind 12.671

Best Time 1:51.003 Best Speed 68.106 On 3 Gp

Lap	Elapsed Time	Lap Time	Lap Speed
1	14:57:22.306	2:36.835	48.204
2	14:59:17.280	1:54.974	65.754
3	15:01:08.283	1:51.003	68.106
4	15:03:01.007	1:52.724	67.066
5	15:04:54.068	1:53.061	66.867

10 94 Andrew JACKSON

M3 Behind 50.929

Best Time 2:29.261 Best Speed 50.650 On 1 Gp

Lap	Elapsed Time	Lap Time	Lap Speed
1	14:57:14.732	2:29.261	50.650

KDM HIRE COOKSTOWN 100

MOTO 3 (125GP) / SUPERSPORT 300

Qualifying

Friday, 26 April 2019

DETAILED RESULT



Qualifying Classification

Position

1 40 Barry DAVIDSON

SS300

Behind

Best Time **1:49.864** Best Speed **68.812** On **5** Gp

Lap	Elapsed Time	Lap Time	Lap Speed
1	14:57:12.444	2:26.973	51.438
2	14:59:06.635	1:54.191	66.205
3	15:00:57.940	1:51.305	67.921
4	15:02:48.644	1:50.704	68.290
5	15:04:38.508	1:49.864	68.812

2 182 Roger CHEN

SS300

Behind

13.673

Best Time **2:03.537** Best Speed **61.196** On **3** Gp

Lap	Elapsed Time	Lap Time	Lap Speed
1	14:57:16.965	2:31.494	49.903
2	14:59:25.450	2:08.485	58.840
3	15:01:28.987	2:03.537	61.196
4	15:03:32.813	2:03.826	61.053

KDM HIRE COOKSTOWN 100

MOTO 3 (125cc GP)/SUPERSPORT 300

Orriotr 2.100 miles

R2: Braeside Bar & Restaurant Moto 3/Supersport 300


27/04/2019 10:55

Race (7 Laps)

RACE 2 - MOTO 3 (125GP) / SUPERSPORT 300

6	94 A		
5	122 A	69 B	182 C
4			
3	49 A	40 B	
2	18 A	14 B	28 C
1	6 A	86 B	75 C

POLE POSITION



Promoted by Cookstown and District Motorcycle Club

Orbits

Provisional result to be confirmed by the Stewards of the Meeting subject to the completion of technical inspections and the time limit for protests
MCUI (Ulster Centre) Timing @ www.elaps-timing.com




KDM HIRE COOKSTOWN 100

MOTO 3 (125GP) / SUPERSPORT 300

Race 2 - Braeside Moto 3 (125GP) / Supersport 300

Saturday, 27 April 2019



Moto 3 (125GP)

Pos	Class	No	Name	Machine / Sponsor	Gp	Lap	Total Time	Behind	Speed	-----Best Lap-----		
										Time	Speed	On
1	M3	6	Derek McGEE	Honda 250 Moto 3 - Faraldo Racing	a	7	12:04.840		73.009	1:42.201	73.972	6
2	M3	86	Nigel MOORE	Honda 250 Moto 3	a	7	12:14.423	9.583	72.057	1:43.576	72.990	4
3	M3	75	Kevin FITZPATRICK	Honda 125 - Harp Farm Racing	a	7	12:30.253	25.413	70.536	1:44.790	72.144	6
4	M3	28	Paul GARTLAND	Honda 125 - PSC Racing	a	7	12:43.085	38.245	69.350	1:47.420	70.378	6
5	M3	18	Samuel GRIEF	Honda 250 Moto 3 - PR18 Racing	a	7	12:43.097	38.257	69.349	1:45.514	71.649	7
6	M3	94	Andrew JACKSON	Honda 250 Moto 3 - Falcon Racing	b	7	13:08.262	1:03.422	67.135	1:48.333	69.785	7
7	M3	122	Chris MEYER	Honda 125	b	7	13:08.382	1:03.542	67.125	1:48.374	69.758	7
8	M3	14	Jack SANDS	Honda 125 - Jack Sands Racing	a	7	13:23.752	1:18.912	65.841	1:52.024	67.486	7

Fastest Lap

M3	6	Derek McGEE	Honda 250 Moto 3 - Faraldo Racing	1:42.201	73.972	6
----	---	-------------	-----------------------------------	----------	--------	---

Not Classified

DNF	M3	49	Malcolm LOVE	Honda 250 Moto 3 - CB Racing	a	2	3:52.209		65.114	1:52.117	67.430	2
DNF	M3	69	Ronnie SCOTT	Honda 250 Moto 3	b	1	2:02.009		61.963	2:17.659	54.918	1


Supersport 300

Pos	Class	No	Name	Machine / Sponsor	Gp	Lap	Total Time	Behind	Speed	-----Best Lap-----		
										Time	Speed	On
1	SS300	40	Barry DAVIDSON	KTM 390 - Jackal Racing	a	7	13:21.768		66.004	1:52.333	67.300	4
2	SS300	182	Roger CHEN	Kawasaki 300	b	6	13:23.507	1 Lap	56.453	2:10.243	58.045	5

Fastest Lap / New Lap Record 67.300 mph

SS300	40	Barry DAVIDSON	KTM 390 - Jackal Racing	1:52.333	67.300	4
-------	----	----------------	-------------------------	----------	--------	---

Provisional result to be confirmed by the Stewards of the Meeting subject to completion of technical inspections & the time limit for protests

Circuit	Orritor	Signed		Organising Club	Cookstown & District MCC
Length(miles)	2.1000	Chief Timekeeper		Race Started	11:19
Weather	Cloudy	Issued At:	11:37	Gp Time Diff - b 15.65	
Track	Mainly dry				



MOTO 3 (125GP) / SUPERSPORT 300

Race 2 - Braeside Moto 3 (125GP) / Supersport 300

Saturday, 27 April 2019

DETAILED RESULT

Moto 3 (125GP)

Race Classification

1 **6 Derek McGEE**

Total Time **12:04.840** Avg Speed **73.009** Behind
 Best Time **1:42.201** Best Speed **73.972** On **6** Gp **a**

Lap	Elapsed Time	Lap Time	Lap Speed
1	1:48.402	1:48.402	69.740
2	3:30.645	1:42.243	73.941
3	5:14.651	1:44.006	72.688
4	6:57.540	1:42.889	73.477
5	8:40.275	1:42.735	73.587
6	10:22.476	1:42.201	73.972
7	12:04.840	1:42.364	73.854

2 **86 Nigel MOORE**

Total Time **12:14.423** Avg Speed **72.057** Behind **9.583**
 Best Time **1:43.576** Best Speed **72.990** On **4** Gp **a**

Lap	Elapsed Time	Lap Time	Lap Speed
1	1:51.605	1:51.605	67.739
2	3:35.449	1:43.844	72.802
3	5:19.078	1:43.629	72.953
4	7:02.654	1:43.576	72.990
5	8:46.247	1:43.593	72.978
6	10:30.445	1:44.198	72.554
7	12:14.423	1:43.978	72.708

3 **75 Kevin FITZPATRICK**

Total Time **12:30.253** Avg Speed **70.536** Behind **25.413**
 Best Time **1:44.790** Best Speed **72.144** On **6** Gp **a**

Lap	Elapsed Time	Lap Time	Lap Speed
1	1:54.187	1:54.187	66.207
2	3:40.952	1:46.765	70.810
3	5:28.810	1:47.858	70.092
4	7:14.538	1:45.728	71.504
5	8:59.931	1:45.393	71.732
6	10:44.721	1:44.790	72.144
7	12:30.253	1:45.532	71.637

Moto 3 (125GP)

Race Classification

4 **28 Paul GARTLAND**

Total Time **12:43.085** Avg Speed **69.350** Behind **38.245**
 Best Time **1:47.420** Best Speed **70.378** On **6** Gp **a**

Lap	Elapsed Time	Lap Time	Lap Speed
1	1:55.391	1:55.391	65.516
2	3:43.350	1:47.959	70.027
3	5:31.682	1:48.332	69.785
4	7:19.549	1:47.867	70.086
5	9:08.042	1:48.493	69.682
6	10:55.462	1:47.420	70.378
7	12:43.085	1:47.623	70.245

5 **18 Samuel GRIEF**

Total Time **12:43.097** Avg Speed **69.349** Behind **38.257**
 Best Time **1:45.514** Best Speed **71.649** On **7** Gp **a**

Lap	Elapsed Time	Lap Time	Lap Speed
1	1:57.166	1:57.166	64.524
2	3:46.087	1:48.921	69.408
3	5:33.772	1:47.685	70.205
4	7:21.503	1:47.731	70.175
5	9:10.509	1:49.006	69.354
6	10:57.583	1:47.074	70.605
7	12:43.097	1:45.514	71.649

6 **94 Andrew JACKSON**

Total Time **13:08.262** Avg Speed **67.135** Behind **1:03.422**
 Best Time **1:48.333** Best Speed **69.785** On **7** Gp **b**

Lap	Elapsed Time	Lap Time	Lap Speed
1	2:01.259	2:01.259	62.346
2	3:54.980	1:53.721	66.478
3	5:48.010	1:53.030	66.885
4	7:39.607	1:51.597	67.744
5	9:30.444	1:50.837	68.208
6	11:19.929	1:49.485	69.051
7	13:08.262	1:48.333	69.785



KDM HIRE COOKSTOWN 100

MOTO 3 (125GP) / SUPERSPORT 300

Race 2 - Braeside Moto 3 (125GP) / Supersport 300

Saturday, 27 April 2019

DETAILED RESULT



Moto 3 (125GP)

Race Classification

7 122 Chris MEYER

Total Time **13:08.382** Avg Speed **67.125** Behind **1:03.542**

Best Time **1:48.374** Best Speed **69.758** On **7** Gp **b**

Lap	Elapsed Time	Lap Time	Lap Speed
1	2:00.150	2:00.150	62.921
2	3:53.798	1:53.648	66.521
3	5:47.721	1:53.923	66.361
4	7:39.845	1:52.124	67.425
5	9:30.571	1:50.726	68.277
6	11:20.008	1:49.437	69.081
7	13:08.382	1:48.374	69.758

8 14 Jack SANDS

Total Time **13:23.752** Avg Speed **65.841** Behind **1:18.912**

Best Time **1:52.024** Best Speed **67.486** On **7** Gp **a**

Lap	Elapsed Time	Lap Time	Lap Speed
1	2:02.553	2:02.553	61.688
2	3:56.269	1:53.716	66.481
3	5:52.264	1:55.995	65.175
4	7:45.055	1:52.791	67.027
5	9:39.603	1:54.548	65.999
6	11:31.728	1:52.125	67.425
7	13:23.752	1:52.024	67.486

Not Classified

DNF 49 Malcolm LOVE

Total Time **3:52.209** Avg Speed **65.114** Behind

Best Time **1:52.117** Best Speed **67.430** On **2** Gp **a**

Lap	Elapsed Time	Lap Time	Lap Speed
1	2:00.092	2:00.092	62.952
2	3:52.209	1:52.117	67.430

DNF 69 Ronnie SCOTT

Total Time **2:02.009** Avg Speed **61.963** Behind

Best Time **2:17.659** Best Speed **54.918** On **1** Gp **b**

Lap	Elapsed Time	Lap Time	Lap Speed
1	2:02.009	2:02.009	61.963

KDM HIRE COOKSTOWN 100

MOTO 3 (125GP) / SUPERSPORT 300

Race 2 - Braeside Moto 3 (125GP) / Supersport 300

Saturday, 27 April 2019

DETAILED RESULT



Supersport 300

Race Classification

1 40 Barry DAVIDSON

Total Time **13:21.768** Avg Speed **66.004** Behind
Best Time **1:52.333** Best Speed **67.300** On **4** Gp **a**

Lap	Elapsed Time	Lap Time	Lap Speed
1	2:00.527	2:00.527	62.725
2	3:53.249	1:52.722	67.068
3	5:46.767	1:53.518	66.597
4	7:39.100	1:52.333	67.300
5	9:32.536	1:53.436	66.646
6	11:27.087	1:54.551	65.997
7	13:21.768	1:54.681	65.922

2 182 Roger CHEN

Total Time **13:23.507** Avg Speed **56.453** Behind **1 Lap**
Best Time **2:10.243** Best Speed **58.045** On **5** Gp **b**

Lap	Elapsed Time	Lap Time	Lap Speed
1	2:18.324	2:18.324	54.654
2	4:30.775	2:12.451	57.078
3	6:43.040	2:12.265	57.158
4	9:01.332	2:18.292	54.667
5	11:11.575	2:10.243	58.045
6	13:23.507	2:11.932	57.302



LAP CHART

1					4					7				
No	Name	Gp	Time of Day	Lap Time	No	Name	Gp	Time of Day	Lap Time	No	Name	Gp	Time of Day	Lap Time
6	Derek McGEE	a	11:21:14.331	1:48.402	6	Derek McGEE	a	11:26:23.469	1:42.889	6	Derek McGEE	a	11:31:30.769	1:42.364
86	Nigel MOORE	a	11:21:17.534	1:51.605	86	Nigel MOORE	a	11:26:28.583	1:43.576	86	Nigel MOORE	a	11:31:40.352	1:43.978
75	Kevin FITZPATRICK	a	11:21:20.116	1:54.187	75	Kevin FITZPATRICK	a	11:26:40.467	1:45.728	75	Kevin FITZPATRICK	a	11:31:56.182	1:45.532
28	Paul GARTLAND	a	11:21:21.320	1:55.391	28	Paul GARTLAND	a	11:26:45.478	1:47.867	28	Paul GARTLAND	a	11:32:09.014	1:47.623
18	Samuel GRIEF	a	11:21:23.095	1:57.166	18	Samuel GRIEF	a	11:26:47.432	1:47.731	18	Samuel GRIEF	a	11:32:09.026	1:45.514
49	Malcolm LOVE	a	11:21:26.021	2:00.092	40	Barry DAVIDSON	a	11:27:05.029	1:52.333	40	Barry DAVIDSON	a	11:32:47.697	1:54.681
40	Barry DAVIDSON	a	11:21:26.456	2:00.527	14	Jack SANDS	a	11:27:10.984	1:52.791	14	Jack SANDS	a	11:32:49.681	1:52.024
14	Jack SANDS	a	11:21:28.482	2:02.553	94	Andrew JACKSON	b	11:27:21.186	1:51.597	94	Andrew JACKSON	b	11:32:49.841	1:48.333
122	Chris MEYER	b	11:21:41.729	2:00.150	122	Chris MEYER	b	11:27:21.424	1:52.124	122	Chris MEYER	b	11:32:49.961	1:48.374
94	Andrew JACKSON	b	11:21:42.838	2:01.259	182	Roger CHEN	b	11:28:42.911	2:18.292					
69	Ronnie SCOTT	b	11:21:43.588	2:02.009										
182	Roger CHEN	b	11:21:59.903	2:18.324										

2					5				
No	Name	Gp	Time of Day	Lap Time	No	Name	Gp	Time of Day	Lap Time
6	Derek McGEE	a	11:22:56.574	1:42.243	6	Derek McGEE	a	11:28:06.204	1:42.735
86	Nigel MOORE	a	11:23:01.378	1:43.844	86	Nigel MOORE	a	11:28:12.176	1:43.593
75	Kevin FITZPATRICK	a	11:23:06.881	1:46.765	75	Kevin FITZPATRICK	a	11:28:25.860	1:45.393
28	Paul GARTLAND	a	11:23:09.279	1:47.959	28	Paul GARTLAND	a	11:28:33.971	1:48.493
18	Samuel GRIEF	a	11:23:12.016	1:48.921	18	Samuel GRIEF	a	11:28:36.438	1:49.006
49	Malcolm LOVE	a	11:23:18.138	1:52.117	40	Barry DAVIDSON	a	11:28:58.465	1:53.436
40	Barry DAVIDSON	a	11:23:19.178	1:52.722	14	Jack SANDS	a	11:29:05.532	1:54.548
14	Jack SANDS	a	11:23:22.198	1:53.716	94	Andrew JACKSON	b	11:29:12.023	1:50.837
122	Chris MEYER	b	11:23:35.377	1:53.648	122	Chris MEYER	b	11:29:12.150	1:50.726
94	Andrew JACKSON	b	11:23:36.559	1:53.721	182	Roger CHEN	b	11:30:53.154	2:10.243
182	Roger CHEN	b	11:24:12.354	2:12.451					

3					6				
No	Name	Gp	Time of Day	Lap Time	No	Name	Gp	Time of Day	Lap Time
6	Derek McGEE	a	11:24:40.580	1:44.006	6	Derek McGEE	a	11:29:48.405	1:42.201
86	Nigel MOORE	a	11:24:45.007	1:43.629	86	Nigel MOORE	a	11:29:56.374	1:44.198
75	Kevin FITZPATRICK	a	11:24:54.739	1:47.858	75	Kevin FITZPATRICK	a	11:30:10.650	1:44.790
28	Paul GARTLAND	a	11:24:57.611	1:48.332	28	Paul GARTLAND	a	11:30:21.391	1:47.420
18	Samuel GRIEF	a	11:24:59.701	1:47.685	18	Samuel GRIEF	a	11:30:23.512	1:47.074
40	Barry DAVIDSON	a	11:25:12.696	1:53.518	40	Barry DAVIDSON	a	11:30:53.016	1:54.551
14	Jack SANDS	a	11:25:18.193	1:55.995	14	Jack SANDS	a	11:30:57.657	1:52.125
122	Chris MEYER	b	11:25:29.300	1:53.923	94	Andrew JACKSON	b	11:31:01.508	1:49.485
94	Andrew JACKSON	b	11:25:29.589	1:53.030	122	Chris MEYER	b	11:31:01.587	1:49.437
182	Roger CHEN	b	11:26:24.619	2:12.265	182	Roger CHEN	b	11:33:05.086	2:11.932



ROAD RACE - IRISH MOTO 3 (125GP)

2019

					#1	
Pos	No.	Name	Total	Diff	Gap	R1
1	6	Derek McGEE	25	0	0	25
2	86	Nigel MOORE	20	5	5	20
3	75	Kevin FITZPATRICK	16	9	4	16
4	28	Paul GARTLAND	13	12	3	13
5	18	Samuel GRIEF	11	14	2	11
6	94	Andrew JACKSON	10	15	1	10
7	122	Chris MEYER	9	16	1	9
8	14	Jack SANDS	8	17	1	8

Event Legend

#1 26/04/2019 KDM HIRE COOKSTOWN 100

ROAD RACE - ULSTER MOTO 3 (125GP)

2019

					#1	
Pos	No.	Name	Total	Diff	Gap	R1
1	6	Derek McGEE	25	0	0	25
2	86	Nigel MOORE	20	5	5	20
3	75	Kevin FITZPATRICK	16	9	4	16
4	28	Paul GARTLAND	13	12	3	13
5	18	Samuel GRIEF	11	14	2	11
6	94	Andrew JACKSON	10	15	1	10
7	122	Chris MEYER	9	16	1	9
8	14	Jack SANDS	8	17	1	8

Event Legend

#1 26/04/2019 KDM HIRE COOKSTOWN 100

ROAD RACE - ULSTER SUPERSPORT 300

2019

					#1	
Pos	No.	Name	Total	Diff	Gap	R1
1	40	Barry DAVIDSON	25	0	0	25
2	182	Roger CHEN	20	5	5	20

Event Legend

#1 26/04/2019 KDM HIRE COOKSTOWN 100