



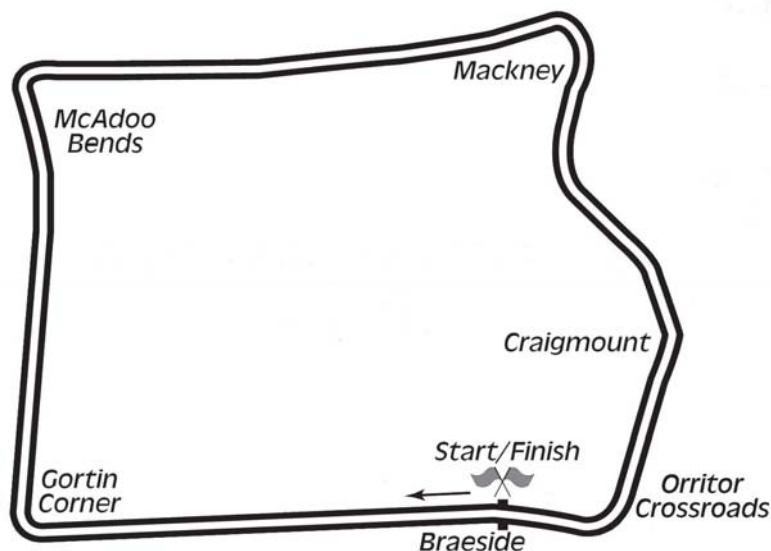
COOKSTOWN 100

Friday 26th & Saturday 27th April 2019

promoted by Cookstown & District MCC
cookstown100.org



Orritor Circuit 2.1 miles



LAP RECORDS at the start of the meeting

| Class | Rider | Machine | m s | mph | Year |
|------------------------|-------------------|--------------|----------|--------|------|
| 125cc | William Dunlop | Honda | 1 34.755 | 79.785 | 2010 |
| Supersport 300 | to be established | | | | |
| Moto 3 | Derek McGee | Honda 250 | 1 33.802 | 80.595 | 2018 |
| 250cc | William Dunlop | Honda | 1 29.658 | 84.320 | 2009 |
| Lightweight Supersport | Darryl Tweed | Kawasaki 400 | 1 34.604 | 79.912 | 2016 |
| Supermono | Shaun Anderson | Kramer 690 | 1 36.710 | 78.172 | 2018 |
| Supertwin | James Cowton | Kawasaki | 1 29.657 | 84.321 | 2015 |
| Supersport | Michael Dunlop | Yamaha | 1 24.783 | 89.169 | 2011 |
| Superbike | Michael Dunlop | Honda | 1 22.641 | 91.480 | 2013 |
| Senior Support | Gary Robinson | Yamaha 600 | 1 29.956 | 84.041 | 2007 |
| Junior Support | Joseph Loughlin | Kawasaki 650 | 1 30.965 | 83.109 | 2017 |
| Classic 1000cc | Wattie Brown | Norton 920 | 1 40.273 | 75.394 | 2006 |
| Classic 500cc | Neill McWhirter | Norton | 1 41.491 | 74.489 | 2010 |
| Classic 350cc | Paul Coward | Honda | 1 43.421 | 73.099 | 2004 |
| Classic 250cc | Geoff McMullan | Suzuki | 1 47.294 | 70.461 | 2006 |
| Forgotten Era | Anthony McColgan | Bimota 750 | 1 37.178 | 77.795 | 2016 |

MOST WINS AT COOKSTOWN 100

| | | |
|------------------|----|--|
| Ryan Farquhar | 26 | 1996-12 (400-1, 450-2, STWN-4, SSP-5, SBK-13, SJUN-1) |
| Ray McCullough | 14 | 1967-79 (250-8, 350-3, 500-3) |
| William Dunlop | 14 | 2006-17 (125-3, 250-5, SSP-5, SBK B-1) |
| Joey Dunlop | 11 | 1977-98 (125-1, 250-4, 350-2, 500-2, SSP-1, SBK-1) |
| Robert Dunlop | 11 | 1985-08 (125-7, 250-1, 250 B-1, 350-1, SBK-1) |
| Barry Davidson | 11 | 2007-18 (250-1, C350-6, C500-4) |
| Phillip McCallen | 10 | 1987-96 (250-3, 350-1, SSP-2, SBK-4) |
| Michael Dunlop | 10 | 2006-18 (125-1, 250-1, STWN-2, STWN B-1, SSP-2, SBK-2, SJUN-1) |
| Richard Ford | 9 | 2008-18 (C250-2, C1000-5, SJUN B-2) |
| Courtney Junk | 8 | 1974-83 (200-2, 250-4, 350-1, 500-1) |
| Mervyn Elwood | 8 | 1987-97 (C500-5, C1000-3) |

MOST WINS AT ALL IRISH ROAD RACE MEETINGS (after East Coast Races 2018)

Most Wins at All Irish Road Race Meetings

| | | |
|------------------|-----|---------|
| Ryan Farquhar | 211 | 1995-16 |
| Joey Dunlop | 156 | 1971-00 |
| Robert Dunlop | 135 | 1980-08 |
| William Dunlop | 119 | 2005-17 |
| Ray McCullough | 109 | 1960-82 |
| Phillip McCallen | 109 | 1987-99 |
| Michael Dunlop | 102 | 2006-18 |
| Brian Reid | 78 | 1980-94 |
| Darran Lindsay | 74 | 1999-06 |
| Barry Davidson | 68 | 1998-18 |

KDM HIRE COOKSTOWN 100

SENIOR SUPPORT

Group A Qualifying


Friday, 26 April 2019



| Pos | Class | No | Name | Machine / Sponsor | ----- Best Lap ----- | | | | |
|----------------------------------|-------|-----|---------------------|-------------------------------|----------------------|--------|--------|----|------|
| | | | | | Time | Behind | Speed | On | Laps |
| Qualifying Classification | | | | | | | | | |
| 1 | SSEN | 83 | Andy McALLISTER | Suzuki 750 - Mac Racing | 1:36.508 | | 78.335 | 7 | 7 |
| 2 | SSEN | 139 | Dermot CLEARLY | Yamaha 600 | 1:38.452 | 1.944 | 76.789 | 7 | 7 |
| 3 | SSEN | 74 | Tommy HENRY | Yamaha 600 - H O'Kane Motors | 1:39.358 | 2.850 | 76.088 | 7 | 7 |
| 4 | SSEN | 8 | Darryl ANDERSON | Yamaha 600 - DK Racing | 1:39.733 | 3.225 | 75.802 | 6 | 6 |
| 5 | SSEN | 29 | Gary JORDAN | Yamaha 600 | 1:40.119 | 3.611 | 75.510 | 5 | 6 |
| 6 | SSEN | 23 | Stuart McCANN | Triumph 675 | 1:40.125 | 3.617 | 75.506 | 6 | 7 |
| 7 | SSEN | 11 | John CAHILL | Suzuki 750 | 1:40.879 | 4.371 | 74.941 | 5 | 6 |
| 8 | SSEN | 4 | Kevin BAKER | Kawasaki 600 | 1:41.223 | 4.715 | 74.687 | 7 | 7 |
| 9 | SSEN | 80 | Phill ARCHER | Yamaha 600 | 1:43.171 | 6.663 | 73.276 | 6 | 7 |
| 10 | SSEN | 32 | Aaron BOYD | Suzuki 600 - Precious Paws | 1:43.876 | 7.368 | 72.779 | 5 | 6 |
| 11 | SSEN | 60 | George SCOTT | Honda 600 | 1:44.152 | 7.644 | 72.586 | 7 | 7 |
| 12 | SSEN | 62 | Aidan CLEARLY | Yamaha 600 | 1:45.882 | 9.374 | 71.400 | 6 | 6 |
| 13 | SSEN | 34 | Yvonne MONTGOMERY | Suzuki 600 | 1:46.418 | 9.910 | 71.041 | 6 | 6 |
| 14 | SSEN | 53 | Veronika HANKOCYOVA | Yamaha 600 - DAS Trans Racing | 1:46.494 | 9.986 | 70.990 | 6 | 6 |
| 15 | SSEN | 9 | Andrew SAMS | Suzuki 600 | 1:52.120 | 15.612 | 67.428 | 5 | 6 |
| 16 | SSEN | 81 | R J WOOLSEY | Ducati 748 | 1:52.875 | 16.367 | 66.977 | 5 | 6 |

Provisional result to be confirmed by the Stewards of the Meeting subject to completion of technical inspections & the time limit for protests

Page 1 / 1

| | | | | | |
|---------------|----------------|------------|---|--------------------|-------------------------------------|
| Circuit | Orritor | Signed |  | Organising Club | Cookstown & District MCC |
| Length(miles) | 2.1000 | | Chief Timekeeper | Qualifying Started | 14:10 |
| Weather | Cloudy | Issued At: | 14:41 | | |
| Track | Dry | | | | |



SENIOR SUPPORT
Group A Qualifying
Friday, 26 April 2019
DETAILED RESULT

Qualifying Classification

Position

| | | | | |
|-----------|---------------------------|------------|---------------|----------------|
| 1 | 83 Andy McALLISTER | | | |
| SSEN | | Behind | | |
| Best Time | 1:36.508 | Best Speed | 78.335 | On 7 Gp |
| Lap | Elapsed Time | Lap Time | Lap Speed | |
| 1 | 1:50.842 | 1:50.842 | 68.205 | |
| 2 | 16:09.782 | 14:18.940 | 8.802 | |
| 3 | 18:18.734 | 2:08.952 | 58.626 | |
| 4 | 19:58.363 | 1:39.629 | 75.882 | |
| 5 | 21:35.150 | 1:36.787 | 78.110 | |
| 6 | 23:12.922 | 1:37.772 | 77.323 | |
| 7 | 24:49.430 | 1:36.508 | 78.335 | |

| | | | | |
|-----------|--------------------------|------------|---------------|----------------|
| 2 | 139 Dermot CLEARY | | | |
| SSEN | | Behind | | 1.944 |
| Best Time | 1:38.452 | Best Speed | 76.789 | On 7 Gp |
| Lap | Elapsed Time | Lap Time | Lap Speed | |
| 1 | 2:09.147 | 2:09.147 | 58.538 | |
| 2 | 16:14.049 | 14:04.902 | 8.948 | |
| 3 | 18:25.872 | 2:11.823 | 57.350 | |
| 4 | 20:10.139 | 1:44.267 | 72.506 | |
| 5 | 21:51.638 | 1:41.499 | 74.483 | |
| 6 | 23:31.167 | 1:39.529 | 75.958 | |
| 7 | 25:09.619 | 1:38.452 | 76.789 | |

| | | | | |
|-----------|-----------------------|------------|---------------|----------------|
| 3 | 74 Tommy HENRY | | | |
| SSEN | | Behind | | 2.850 |
| Best Time | 1:39.358 | Best Speed | 76.088 | On 7 Gp |
| Lap | Elapsed Time | Lap Time | Lap Speed | |
| 1 | 1:59.202 | 1:59.202 | 63.422 | |
| 2 | 16:29.207 | 14:30.005 | 8.690 | |
| 3 | 18:44.692 | 2:15.485 | 55.800 | |
| 4 | 20:31.422 | 1:46.730 | 70.833 | |
| 5 | 22:11.929 | 1:40.507 | 75.219 | |
| 6 | 23:51.567 | 1:39.638 | 75.875 | |
| 7 | 25:30.925 | 1:39.358 | 76.088 | |

| | | | | |
|-----------|--------------------------|------------|---------------|----------------|
| 4 | 8 Darryl ANDERSON | | | |
| SSEN | | Behind | | 3.225 |
| Best Time | 1:39.733 | Best Speed | 75.802 | On 6 Gp |
| Lap | Elapsed Time | Lap Time | Lap Speed | |
| 1 | 16:10.972 | 16:10.972 | 7.786 | |
| 2 | 18:28.044 | 2:17.072 | 55.153 | |
| 3 | 20:15.073 | 1:47.029 | 70.635 | |
| 4 | 21:59.025 | 1:43.952 | 72.726 | |
| 5 | 23:41.684 | 1:42.659 | 73.642 | |
| 6 | 25:21.417 | 1:39.733 | 75.802 | |

Qualifying Classification

Position

| | | | | |
|-----------|-----------------------|------------|---------------|----------------|
| 5 | 29 Gary JORDAN | | | |
| SSEN | | Behind | | 3.611 |
| Best Time | 1:40.119 | Best Speed | 75.510 | On 5 Gp |
| Lap | Elapsed Time | Lap Time | Lap Speed | |
| 1 | 16:34.761 | 16:34.761 | 7.600 | |
| 2 | 18:38.065 | 2:03.304 | 61.312 | |
| 3 | 20:25.058 | 1:46.993 | 70.659 | |
| 4 | 22:09.427 | 1:44.369 | 72.435 | |
| 5 | 23:49.546 | 1:40.119 | 75.510 | |
| 6 | 25:30.101 | 1:40.555 | 75.183 | |

| | | | | |
|-----------|-------------------------|------------|---------------|----------------|
| 6 | 23 Stuart McCANN | | | |
| SSEN | | Behind | | 3.617 |
| Best Time | 1:40.125 | Best Speed | 75.506 | On 6 Gp |
| Lap | Elapsed Time | Lap Time | Lap Speed | |
| 1 | 2:00.006 | 2:00.006 | 62.997 | |
| 2 | 14:43.841 | 12:43.835 | 9.897 | |
| 3 | 18:05.574 | 3:21.733 | 37.475 | |
| 4 | 19:50.383 | 1:44.809 | 72.131 | |
| 5 | 21:33.200 | 1:42.817 | 73.529 | |
| 6 | 23:13.325 | 1:40.125 | 75.506 | |
| 7 | 24:54.169 | 1:40.844 | 74.967 | |

| | | | | |
|-----------|-----------------------|------------|---------------|----------------|
| 7 | 11 John CAHILL | | | |
| SSEN | | Behind | | 4.371 |
| Best Time | 1:40.879 | Best Speed | 74.941 | On 5 Gp |
| Lap | Elapsed Time | Lap Time | Lap Speed | |
| 1 | 2:43.350 | 2:43.350 | 46.281 | |
| 2 | 18:03.343 | 15:19.993 | 8.217 | |
| 3 | 19:45.659 | 1:42.316 | 73.889 | |
| 4 | 21:26.848 | 1:41.189 | 74.712 | |
| 5 | 23:07.727 | 1:40.879 | 74.941 | |
| 6 | 24:49.029 | 1:41.302 | 74.628 | |

| | | | | |
|-----------|----------------------|------------|---------------|----------------|
| 8 | 4 Kevin BAKER | | | |
| SSEN | | Behind | | 4.715 |
| Best Time | 1:41.223 | Best Speed | 74.687 | On 7 Gp |
| Lap | Elapsed Time | Lap Time | Lap Speed | |
| 1 | 1:50.273 | 1:50.273 | 68.557 | |
| 2 | 12:01.499 | 10:11.226 | 12.369 | |
| 3 | 18:05.291 | 6:03.792 | 20.781 | |
| 4 | 19:49.928 | 1:44.637 | 72.250 | |
| 5 | 21:31.366 | 1:41.438 | 74.528 | |
| 6 | 23:12.594 | 1:41.228 | 74.683 | |
| 7 | 24:53.817 | 1:41.223 | 74.687 | |





SENIOR SUPPORT
Group A Qualifying
Friday, 26 April 2019
DETAILED RESULT

Qualifying Classification

Position

| | | | | | |
|-----------|------------------------|------------|---------------|----|-------------|
| 9 | 80 Phill ARCHER | | | | |
| SSEN | | Behind | 6.663 | | |
| Best Time | 1:43.171 | Best Speed | 73.276 | On | 6 Gp |
| Lap | Elapsed Time | Lap Time | Lap Speed | | |
| 1 | 2:08.197 | 2:08.197 | 58.972 | | |
| 2 | 16:24.708 | 14:16.511 | 8.827 | | |
| 3 | 18:28.602 | 2:03.894 | 61.020 | | |
| 4 | 20:15.354 | 1:46.752 | 70.818 | | |
| 5 | 22:00.136 | 1:44.782 | 72.150 | | |
| 6 | 23:43.307 | 1:43.171 | 73.276 | | |
| 7 | 25:26.573 | 1:43.266 | 73.209 | | |

| | | | | | |
|-----------|----------------------|------------|---------------|----|-------------|
| 10 | 32 Aaron BOYD | | | | |
| SSEN | | Behind | 7.368 | | |
| Best Time | 1:43.876 | Best Speed | 72.779 | On | 5 Gp |
| Lap | Elapsed Time | Lap Time | Lap Speed | | |
| 1 | 2:56.829 | 2:56.829 | 42.753 | | |
| 2 | 18:03.248 | 15:06.419 | 8.341 | | |
| 3 | 19:49.256 | 1:46.008 | 71.315 | | |
| 4 | 21:35.120 | 1:45.864 | 71.412 | | |
| 5 | 23:18.996 | 1:43.876 | 72.779 | | |
| 6 | 25:03.414 | 1:44.418 | 72.401 | | |

| | | | | | |
|-----------|------------------------|------------|---------------|----|-------------|
| 11 | 60 George SCOTT | | | | |
| SSEN | | Behind | 7.644 | | |
| Best Time | 1:44.152 | Best Speed | 72.586 | On | 7 Gp |
| Lap | Elapsed Time | Lap Time | Lap Speed | | |
| 1 | 2:01.312 | 2:01.312 | 62.319 | | |
| 2 | 16:29.524 | 14:28.212 | 8.708 | | |
| 3 | 18:37.804 | 2:08.280 | 58.934 | | |
| 4 | 20:25.124 | 1:47.320 | 70.444 | | |
| 5 | 22:11.695 | 1:46.571 | 70.939 | | |
| 6 | 23:56.743 | 1:45.048 | 71.967 | | |
| 7 | 25:40.895 | 1:44.152 | 72.586 | | |

| | | | | | |
|-----------|------------------------|------------|---------------|----|-------------|
| 12 | 62 Aidan CLEARY | | | | |
| SSEN | | Behind | 9.374 | | |
| Best Time | 1:45.882 | Best Speed | 71.400 | On | 6 Gp |
| Lap | Elapsed Time | Lap Time | Lap Speed | | |
| 1 | 4:01.959 | 4:01.959 | 31.245 | | |
| 2 | 18:17.709 | 14:15.750 | 8.834 | | |
| 3 | 20:07.804 | 1:50.095 | 68.668 | | |
| 4 | 21:54.703 | 1:46.899 | 70.721 | | |
| 5 | 23:41.143 | 1:46.440 | 71.026 | | |
| 6 | 25:27.025 | 1:45.882 | 71.400 | | |

Qualifying Classification

Position

| | | | | | |
|-----------|-----------------------------|------------|---------------|----|-------------|
| 13 | 34 Yvonne MONTGOMERY | | | | |
| SSEN | | Behind | 9.910 | | |
| Best Time | 1:46.418 | Best Speed | 71.041 | On | 6 Gp |
| Lap | Elapsed Time | Lap Time | Lap Speed | | |
| 1 | 16:11.961 | 16:11.961 | 7.778 | | |
| 2 | 18:23.141 | 2:11.180 | 57.631 | | |
| 3 | 20:11.814 | 1:48.673 | 69.566 | | |
| 4 | 21:59.872 | 1:48.058 | 69.962 | | |
| 5 | 23:46.786 | 1:46.914 | 70.711 | | |
| 6 | 25:33.204 | 1:46.418 | 71.041 | | |

| | | | | | |
|-----------|-------------------------------|------------|---------------|----|-------------|
| 14 | 53 Veronika HANKOCYOVA | | | | |
| SSEN | | Behind | 9.986 | | |
| Best Time | 1:46.494 | Best Speed | 70.990 | On | 6 Gp |
| Lap | Elapsed Time | Lap Time | Lap Speed | | |
| 1 | 16:43.379 | 16:43.379 | 7.535 | | |
| 2 | 18:52.721 | 2:09.342 | 58.450 | | |
| 3 | 20:42.052 | 1:49.331 | 69.148 | | |
| 4 | 22:29.971 | 1:47.919 | 70.053 | | |
| 5 | 24:16.468 | 1:46.497 | 70.988 | | |
| 6 | 26:02.962 | 1:46.494 | 70.990 | | |

| | | | | | |
|-----------|----------------------|------------|---------------|----|-------------|
| 15 | 9 Andrew SAMS | | | | |
| SSEN | | Behind | 15.612 | | |
| Best Time | 1:52.120 | Best Speed | 67.428 | On | 5 Gp |
| Lap | Elapsed Time | Lap Time | Lap Speed | | |
| 1 | 3:14.024 | 3:14.024 | 38.964 | | |
| 2 | 18:22.816 | 15:08.792 | 8.319 | | |
| 3 | 20:19.951 | 1:57.135 | 64.541 | | |
| 4 | 22:14.068 | 1:54.117 | 66.248 | | |
| 5 | 24:06.188 | 1:52.120 | 67.428 | | |
| 6 | 25:58.920 | 1:52.732 | 67.062 | | |

| | | | | | |
|-----------|-----------------------|------------|---------------|----|-------------|
| 16 | 81 R J WOOLSEY | | | | |
| SSEN | | Behind | 16.367 | | |
| Best Time | 1:52.875 | Best Speed | 66.977 | On | 5 Gp |
| Lap | Elapsed Time | Lap Time | Lap Speed | | |
| 1 | 16:44.138 | 16:44.138 | 7.529 | | |
| 2 | 19:04.119 | 2:19.981 | 54.007 | | |
| 3 | 20:58.929 | 1:54.810 | 65.848 | | |
| 4 | 22:52.248 | 1:53.319 | 66.714 | | |
| 5 | 24:45.123 | 1:52.875 | 66.977 | | |
| 6 | 26:39.100 | 1:53.977 | 66.329 | | |



KDM HIRE COOKSTOWN 100

SENIOR SUPPORT

Group B Qualifying


Friday, 26 April 2019



| Pos | Class | No | Name | Machine / Sponsor | ----- Best Lap ----- | | | | Laps |
|---------------------------|-------|-----|----------------|--------------------------------------|----------------------|--------|--------|----|------|
| | | | | | Time | Behind | Speed | On | |
| Qualifying Classification | | | | | | | | | |
| 1 | SSEN | 94 | Darren KEYS | Suzuki 600 - Keys Racing | 1:39.841 | | 75.720 | 5 | 5 |
| 2 | SSEN | 111 | Noel SMITH | Kawasaki 600 | 1:43.754 | 3.913 | 72.865 | 5 | 5 |
| 3 | SSEN | 136 | John O'DONOVAN | Yamaha 600 | 1:45.401 | 5.560 | 71.726 | 4 | 5 |
| 4 | SSEN | 150 | Brian KEOHANE | Yamaha 600 | 1:45.785 | 5.944 | 71.466 | 5 | 5 |
| 5 | SSEN | 777 | Shaun WYNNE | Kawasaki 600 - SMW Racing | 1:47.852 | 8.011 | 70.096 | 4 | 5 |
| 6 | SSEN | 129 | Chris STUART | Yamaha 600 | 1:48.141 | 8.300 | 69.909 | 5 | 5 |
| 7 | SSEN | 112 | Martin CURRAMS | Honda 600 - www.alpha-group.ie | 1:49.504 | 9.663 | 69.039 | 5 | 5 |
| 8 | SSEN | 131 | Wayne PITHER | Triumph 675 | 1:50.251 | 10.410 | 68.571 | 5 | 5 |
| 9 | SSEN | 179 | James ROTHERY | Triumph 675 - Ambler Racing | 1:50.877 | 11.036 | 68.184 | 5 | 5 |
| 10 | SSEN | 142 | Adrian HERATY | Yamaha 600 - Enniskillen Motorcycles | 1:52.093 | 12.252 | 67.444 | 4 | 5 |
| 11 | SSEN | 236 | James COTTRELL | Honda 600 - Dunsany Racing | 1:52.135 | 12.294 | 67.419 | 5 | 5 |
| 12 | SSEN | 160 | Ben PLANT | Kawasaki 600 | 1:52.839 | 12.998 | 66.998 | 3 | 5 |
| 13 | SSEN | 96 | Stephen CARR | Yamaha 600 | 1:55.485 | 15.644 | 65.463 | 5 | 5 |

Provisional result to be confirmed by the Stewards of the Meeting subject to completion of technical inspections & the time limit for protests

Page 1 / 1

| | | | | | |
|---------------|----------------|------------------|---|--------------------|-------------------------------------|
| Circuit | Orritor | Signed |  | Organising Club | Cookstown & District MCC |
| Length(miles) | 2.1000 | Chief Timekeeper | | Qualifying Started | 14:40 |
| Weather | Cloudy | Issued At: | 14:55 | | |
| Track | Dry | | | | |



SENIOR SUPPORT
Group B Qualifying
Friday, 26 April 2019
DETAILED RESULT

Qualifying Classification

Position

| | | | | | |
|-----------|-----------------------|------------|---------------|----|-------------|
| 1 | 94 Darren KEYS | | | | |
| SSEN | | Behind | | | |
| Best Time | 1:39.841 | Best Speed | 75.720 | On | 5 Gp |
| Lap | Elapsed Time | Lap Time | Lap Speed | | |
| 1 | 2:01.781 | 2:01.781 | 62.079 | | |
| 2 | 3:53.208 | 1:51.427 | 67.847 | | |
| 3 | 5:38.233 | 1:45.025 | 71.983 | | |
| 4 | 7:19.534 | 1:41.301 | 74.629 | | |
| 5 | 8:59.375 | 1:39.841 | 75.720 | | |

| | | | | | |
|-----------|-----------------------|------------|---------------|----|--------------|
| 2 | 111 Noel SMITH | | | | |
| SSEN | | Behind | | | 3.913 |
| Best Time | 1:43.754 | Best Speed | 72.865 | On | 5 Gp |
| Lap | Elapsed Time | Lap Time | Lap Speed | | |
| 1 | 2:00.808 | 2:00.808 | 62.579 | | |
| 2 | 3:51.749 | 1:50.941 | 68.144 | | |
| 3 | 5:39.595 | 1:47.846 | 70.100 | | |
| 4 | 7:24.534 | 1:44.939 | 72.042 | | |
| 5 | 9:08.288 | 1:43.754 | 72.865 | | |

| | | | | | |
|-----------|---------------------------|------------|---------------|----|--------------|
| 3 | 136 John O'DONOVAN | | | | |
| SSEN | | Behind | | | 5.560 |
| Best Time | 1:45.401 | Best Speed | 71.726 | On | 4 Gp |
| Lap | Elapsed Time | Lap Time | Lap Speed | | |
| 1 | 2:38.801 | 2:38.801 | 47.607 | | |
| 2 | 4:34.886 | 1:56.085 | 65.125 | | |
| 3 | 6:22.598 | 1:47.712 | 70.187 | | |
| 4 | 8:07.999 | 1:45.401 | 71.726 | | |
| 5 | 9:55.417 | 1:47.418 | 70.379 | | |

| | | | | | |
|-----------|--------------------------|------------|---------------|----|--------------|
| 4 | 150 Brian KEOHANE | | | | |
| SSEN | | Behind | | | 5.944 |
| Best Time | 1:45.785 | Best Speed | 71.466 | On | 5 Gp |
| Lap | Elapsed Time | Lap Time | Lap Speed | | |
| 1 | 2:38.542 | 2:38.542 | 47.685 | | |
| 2 | 4:36.819 | 1:58.277 | 63.918 | | |
| 3 | 6:29.762 | 1:52.943 | 66.936 | | |
| 4 | 8:19.526 | 1:49.764 | 68.875 | | |
| 5 | 10:05.311 | 1:45.785 | 71.466 | | |

Qualifying Classification

Position

| | | | | | |
|-----------|------------------------|------------|---------------|----|--------------|
| 5 | 777 Shaun WYNNE | | | | |
| SSEN | | Behind | | | 8.011 |
| Best Time | 1:47.852 | Best Speed | 70.096 | On | 4 Gp |
| Lap | Elapsed Time | Lap Time | Lap Speed | | |
| 1 | 2:35.363 | 2:35.363 | 48.660 | | |
| 2 | 4:30.335 | 1:54.972 | 65.755 | | |
| 3 | 6:21.640 | 1:51.305 | 67.921 | | |
| 4 | 8:09.492 | 1:47.852 | 70.096 | | |
| 5 | 9:58.918 | 1:49.426 | 69.088 | | |

| | | | | | |
|-----------|-------------------------|------------|---------------|----|--------------|
| 6 | 129 Chris STUART | | | | |
| SSEN | | Behind | | | 8.300 |
| Best Time | 1:48.141 | Best Speed | 69.909 | On | 5 Gp |
| Lap | Elapsed Time | Lap Time | Lap Speed | | |
| 1 | 2:14.350 | 2:14.350 | 56.271 | | |
| 2 | 4:06.626 | 1:52.276 | 67.334 | | |
| 3 | 5:58.313 | 1:51.687 | 67.689 | | |
| 4 | 7:48.049 | 1:49.736 | 68.893 | | |
| 5 | 9:36.190 | 1:48.141 | 69.909 | | |

| | | | | | |
|-----------|---------------------------|------------|---------------|----|--------------|
| 7 | 112 Martin CURRAMS | | | | |
| SSEN | | Behind | | | 9.663 |
| Best Time | 1:49.504 | Best Speed | 69.039 | On | 5 Gp |
| Lap | Elapsed Time | Lap Time | Lap Speed | | |
| 1 | 2:08.719 | 2:08.719 | 58.733 | | |
| 2 | 3:59.906 | 1:51.187 | 67.994 | | |
| 3 | 5:50.198 | 1:50.292 | 68.545 | | |
| 4 | 7:40.001 | 1:49.803 | 68.851 | | |
| 5 | 9:29.505 | 1:49.504 | 69.039 | | |

| | | | | | |
|-----------|-------------------------|------------|---------------|----|---------------|
| 8 | 131 Wayne PITHER | | | | |
| SSEN | | Behind | | | 10.410 |
| Best Time | 1:50.251 | Best Speed | 68.571 | On | 5 Gp |
| Lap | Elapsed Time | Lap Time | Lap Speed | | |
| 1 | 2:33.783 | 2:33.783 | 49.160 | | |
| 2 | 4:33.999 | 2:00.216 | 62.887 | | |
| 3 | 6:29.537 | 1:55.538 | 65.433 | | |
| 4 | 8:22.181 | 1:52.644 | 67.114 | | |
| 5 | 10:12.432 | 1:50.251 | 68.571 | | |





SENIOR SUPPORT
Group B Qualifying
Friday, 26 April 2019
DETAILED RESULT

Qualifying Classification

Position

9 179 James ROTHERY

| | | | |
|------------|---------------------|-----------------|------------------------------|
| SSEN | | Behind | 11.036 |
| Best Time | 1:50.877 | Best Speed | 68.184 On 5 Gp |
| <i>Lap</i> | <i>Elapsed Time</i> | <i>Lap Time</i> | <i>Lap Speed</i> |
| 1 | 2:37.063 | 2:37.063 | 48.134 |
| 2 | 4:34.648 | 1:57.585 | 64.294 |
| 3 | 6:27.613 | 1:52.965 | 66.923 |
| 4 | 8:19.686 | 1:52.073 | 67.456 |
| 5 | 10:10.563 | 1:50.877 | 68.184 |

Qualifying Classification

Position

13 96 Stephen CARR

| | | | |
|------------|---------------------|-----------------|------------------------------|
| SSEN | | Behind | 15.644 |
| Best Time | 1:55.485 | Best Speed | 65.463 On 5 Gp |
| <i>Lap</i> | <i>Elapsed Time</i> | <i>Lap Time</i> | <i>Lap Speed</i> |
| 1 | 2:33.711 | 2:33.711 | 49.183 |
| 2 | 4:43.383 | 2:09.672 | 58.301 |
| 3 | 6:46.275 | 2:02.892 | 61.517 |
| 4 | 8:46.727 | 2:00.452 | 62.764 |
| 5 | 10:42.212 | 1:55.485 | 65.463 |

10 142 Adrian HERATY

| | | | |
|------------|---------------------|-----------------|------------------------------|
| SSEN | | Behind | 12.252 |
| Best Time | 1:52.093 | Best Speed | 67.444 On 4 Gp |
| <i>Lap</i> | <i>Elapsed Time</i> | <i>Lap Time</i> | <i>Lap Speed</i> |
| 1 | 2:35.269 | 2:35.269 | 48.690 |
| 2 | 4:36.145 | 2:00.876 | 62.543 |
| 3 | 6:31.469 | 1:55.324 | 65.554 |
| 4 | 8:23.562 | 1:52.093 | 67.444 |
| 5 | 10:22.532 | 1:58.970 | 63.545 |

11 236 James COTTRELL

| | | | |
|------------|---------------------|-----------------|------------------------------|
| SSEN | | Behind | 12.294 |
| Best Time | 1:52.135 | Best Speed | 67.419 On 5 Gp |
| <i>Lap</i> | <i>Elapsed Time</i> | <i>Lap Time</i> | <i>Lap Speed</i> |
| 1 | 2:16.952 | 2:16.952 | 55.202 |
| 2 | 4:15.505 | 1:58.553 | 63.769 |
| 3 | 6:11.557 | 1:56.052 | 65.143 |
| 4 | 8:06.818 | 1:55.261 | 65.590 |
| 5 | 9:58.953 | 1:52.135 | 67.419 |

12 160 Ben PLANT

| | | | |
|------------|---------------------|-----------------|------------------------------|
| SSEN | | Behind | 12.998 |
| Best Time | 1:52.839 | Best Speed | 66.998 On 3 Gp |
| <i>Lap</i> | <i>Elapsed Time</i> | <i>Lap Time</i> | <i>Lap Speed</i> |
| 1 | 2:25.893 | 2:25.893 | 51.819 |
| 2 | 4:20.431 | 1:54.538 | 66.004 |
| 3 | 6:13.270 | 1:52.839 | 66.998 |
| 4 | 8:08.135 | 1:54.865 | 65.816 |
| 5 | 10:02.075 | 1:53.940 | 66.351 |



KDM HIRE COOKSTOWN 100


SENIOR SUPPORT COMBINED QUALIFYING



| Pos | Class | No | Name | -----Best Time / Qual Laps----- | | Overall Best Time / Speed / Total Qual Laps |
|----------------------------------|-------|-----|---------------------|---------------------------------|-----------|--|
| | | | | Session A | Session B | |
| Qualifying Classification | | | | | | |
| 1 | SSEN | 83 | Andy McALLISTER | 1:36.508 | ----- | 1:36.508 78.335 |
| 2 | SSEN | 139 | Dermot CLEARY | 1:38.452 | ----- | 1:38.452 76.789 |
| 3 | SSEN | 74 | Tommy HENRY | 1:39.358 | ----- | 1:39.358 76.088 |
| 4 | SSEN | 8 | Darryl ANDERSON | 1:39.733 | ----- | 1:39.733 75.802 |
| 5 | SSEN | 94 | Darren KEYS | ----- | 1:39.841 | 1:39.841 75.720 |
| 6 | SSEN | 29 | Gary JORDAN | 1:40.119 | ----- | 1:40.119 75.510 |
| 7 | SSEN | 23 | Stuart McCANN | 1:40.125 | ----- | 1:40.125 75.506 |
| 8 | SSEN | 11 | John CAHILL | 1:40.879 | ----- | 1:40.879 74.941 |
| 9 | SSEN | 4 | Kevin BAKER | 1:41.223 | ----- | 1:41.223 74.687 |
| 10 | SSEN | 80 | Phill ARCHER | 1:43.171 | ----- | 1:43.171 73.276 |
| 11 | SSEN | 111 | Noel SMITH | ----- | 1:43.754 | 1:43.754 72.865 |
| 12 | SSEN | 32 | Aaron BOYD | 1:43.876 | ----- | 1:43.876 72.779 |
| 13 | SSEN | 60 | George SCOTT | 1:44.152 | ----- | 1:44.152 72.586 |
| 14 | SSEN | 136 | John O'DONOVAN | ----- | 1:45.401 | 1:45.401 71.726 |
| 15 | SSEN | 150 | Brian KEOHANE | ----- | 1:45.785 | 1:45.785 71.466 |
| 16 | SSEN | 62 | Aidan CLEARY | 1:45.882 | ----- | 1:45.882 71.400 |
| 17 | SSEN | 34 | Yvonne MONTGOMERY | 1:46.418 | ----- | 1:46.418 71.041 |
| 18 | SSEN | 53 | Veronika HANKOCYOVA | 1:46.494 | ----- | 1:46.494 70.990 |
| 19 | SSEN | 777 | Shaun WYNNE | ----- | 1:47.852 | 1:47.852 70.096 |
| 20 | SSEN | 129 | Chris STUART | ----- | 1:48.141 | 1:48.141 69.909 |
| 21 | SSEN | 112 | Martin CURRAMS | ----- | 1:49.504 | 1:49.504 69.039 |
| 22 | SSEN | 131 | Wayne PITHER | ----- | 1:50.251 | 1:50.251 68.571 |
| 23 | SSEN | 179 | James ROTHERY | ----- | 1:50.877 | 1:50.877 68.184 |
| 24 | SSEN | 142 | Adrian HERATY | ----- | 1:52.093 | 1:52.093 67.444 |
| 25 | SSEN | 9 | Andrew SAMS | 1:52.120 | ----- | 1:52.120 67.428 |
| 26 | SSEN | 236 | James COTTRELL | ----- | 1:52.135 | 1:52.135 67.419 |
| 27 | SSEN | 160 | Ben PLANT | ----- | 1:52.839 | 1:52.839 66.998 |
| 28 | SSEN | 81 | R J WOOLSEY | 1:52.875 | ----- | 1:52.875 66.977 |
| 29 | SSEN | 96 | Stephen CARR | ----- | 1:55.485 | 1:55.485 65.463 |

Provisional result to be confirmed by the Stewards of the Meeting subject to completion of technical inspections & the time limit for protests

Page 1 / 1

| | | | | | |
|---------------|----------------|------------|---|-----------------|-------------------------------------|
| Circuit | Orritor | Signed |  | Organising Club | Cookstown & District MCC |
| Length(miles) | 2.1000 | | Chief Timekeeper | | |
| Weather | | Issued At: | | | |
| Track | | | | | |

KDM HIRE COOKSTOWN 100

JUNIOR SUPPORT

Orriotr 2.100 miles

R1: Bill Eastwood Contracts/Drew Stewart Junior/Senior Support B


26/04/2019 17:30

Race (6 Laps)

FRIDAY - RACE 1 - SENIOR SUPPORT B

| | | | |
|---|----------|----------|----------|
| 3 | 81 A | 96 B | |
| 2 | 236 A | 15 B | 160 C |
| 1 | 103 A | 142 B | 9 C |

POLE POSITION



Promoted by Cookstown and District Motorcycle Club

Orbits

Provisional result to be confirmed by the Stewards of the Meeting subject to the completion of technical inspections and the time limit for protests
MCUI (Ulster Centre) Timing @ www.elaps-timing.com




KDM HIRE COOKSTOWN 100

SENIOR SUPPORT

Orriotr 2.100 miles

R9: Greenvale Hotel Senior Support A


27/04/2019 13:50

Race (7 Laps)

RACE 9 - SENIOR SUPPORT A

| | | | |
|----|----------|----------|----------|
| 11 | 179 A | | |
| 10 | 129 A | 112 B | 131 C |
| 9 | 34 A | 53 B | 777 C |
| 8 | | | C |
| 7 | 150 A | 62 B | |
| 6 | 32 A | 60 B | 136 C |
| 5 | 4 A | 80 B | 111 C |
| 4 | | | C |
| 3 | 23 A | 11 B | |
| 2 | 8 A | 94 B | 29 C |
| 1 | 83 A | 139 B | 74 C |

POLE POSITION



Promoted by Cookstown and District Motorcycle Club

Orbits

Provisional result to be confirmed by the Stewards of the Meeting subject to the completion of technical inspections and the time limit for protests
MCUI (Ulster Centre) Timing @ www.elaps-timing.com




KDM HIRE COOKSTOWN 100

JUNIOR SUPPORT

R1- Bill Eastwood/Drew Stewart/Greenvale Hotel Junior/Senior Support B

Friday, 26 April 2019



Junior Support

-----Best Lap-----
Pos Class No Name Machine / Sponsor Gp Lap Total Time Behind Speed Time Speed On

Race Classification

| | | | | | | | | | | | | |
|---|------|-----|-----------------|------------------------------|---|---|----------|--------|--------|----------|--------|---|
| 1 | SJUN | 15 | Gillian McGAW | Kawasaki 400 | a | 4 | 8:34.118 | | 58.819 | 2:04.032 | 60.952 | 2 |
| 2 | SJUN | 103 | David BRODERICK | Suzuki 650 - BNH Motorcycles | a | 4 | 8:54.547 | 20.429 | 56.571 | 2:10.634 | 57.872 | 2 |

Fastest Lap

| | | | | | | |
|------|----|---------------|--------------|----------|--------|---|
| SJUN | 15 | Gillian McGAW | Kawasaki 400 | 2:04.032 | 60.952 | 2 |
|------|----|---------------|--------------|----------|--------|---|

Senior Support

-----Best Lap-----
Pos Class No Name Machine / Sponsor Gp Lap Total Time Behind Speed Time Speed On

Race Classification

| | | | | | | | | | | | | |
|---|------|-----|----------------|----------------------------|---|---|----------|--------|--------|----------|--------|---|
| 1 | SSEN | 160 | Ben PLANT | Kawasaki 600 | a | 4 | 7:40.076 | | 65.728 | 1:51.252 | 67.954 | 4 |
| 2 | SSEN | 236 | James COTTRELL | Honda 600 - Dunsany Racing | a | 4 | 7:40.343 | 0.267 | 65.690 | 1:50.716 | 68.283 | 4 |
| 3 | SSEN | 96 | Stephen CARR | Yamaha 600 | a | 4 | 8:07.478 | 27.402 | 62.034 | 1:59.165 | 63.441 | 2 |


Fastest Lap

| | | | | | | |
|------|-----|----------------|----------------------------|----------|--------|---|
| SSEN | 236 | James COTTRELL | Honda 600 - Dunsany Racing | 1:50.716 | 68.283 | 4 |
|------|-----|----------------|----------------------------|----------|--------|---|

Not Classified

| | | | | | | | | | | | | |
|-----|------|----|-------------|------------|---|---|----------|--|--------|----------|--------|---|
| DNF | SSEN | 81 | R J WOOLSEY | Ducati 748 | a | 2 | 4:42.986 | | 53.430 | 2:13.635 | 56.572 | 2 |
|-----|------|----|-------------|------------|---|---|----------|--|--------|----------|--------|---|

Provisional result to be confirmed by the Stewards of the Meeting subject to completion of technical inspections & the time limit for protests

| | | | | | |
|---------------|----------------|------------|---|-----------------|-------------------------------------|
| Circuit | Orritor | Signed |  | Organising Club | Cookstown & District MCC |
| Length(miles) | 2.1000 | | Chief Timekeeper | Race Started | 19:12 |
| Weather | Cloudy | Issued At: | 19:26 | | |
| Track | Wet | | | | |



JUNIOR SUPPORT

R1- Bill Eastwood/Drew Stewart/Greenvale Hotel Junior/Senior Support

Friday, 26 April 2019

DETAILED RESULT

Junior Support

Race Classification

1 15 Gillian McGAW

Total Time 8:34.118 Avg Speed 58.819 Behind
Best Time 2:04.032 Best Speed 60.952 On 2 Gp a

Table with 4 columns: Lap, Elapsed Time, Lap Time, Lap Speed. Rows 1-4.

2 103 David BRODERICK

Total Time 8:54.547 Avg Speed 56.571 Behind 20.429
Best Time 2:10.634 Best Speed 57.872 On 2 Gp a

Table with 4 columns: Lap, Elapsed Time, Lap Time, Lap Speed. Rows 1-4.





JUNIOR SUPPORT

R1- Bill Eastwood/Drew Stewart/Greenvale Hotel Junior/Senior Support

Friday, 26 April 2019

DETAILED RESULT

Senior Support

Race Classification

1 160 Ben PLANT

Total Time **7:40.076** Avg Speed **65.728** Behind
 Best Time **1:51.252** Best Speed **67.954** On **4** Gp **a**

| Lap | Elapsed Time | Lap Time | Lap Speed |
|-----|--------------|----------|-----------|
| 1 | 2:02.352 | 2:02.352 | 61.789 |
| 2 | 3:56.691 | 1:54.339 | 66.119 |
| 3 | 5:48.824 | 1:52.133 | 67.420 |
| 4 | 7:40.076 | 1:51.252 | 67.954 |

2 236 James COTTRELL

Total Time **7:40.343** Avg Speed **65.690** Behind **0.267**
 Best Time **1:50.716** Best Speed **68.283** On **4** Gp **a**

| Lap | Elapsed Time | Lap Time | Lap Speed |
|-----|--------------|----------|-----------|
| 1 | 2:00.414 | 2:00.414 | 62.783 |
| 2 | 3:53.800 | 1:53.386 | 66.675 |
| 3 | 5:49.627 | 1:55.827 | 65.270 |
| 4 | 7:40.343 | 1:50.716 | 68.283 |

3 96 Stephen CARR

Total Time **8:07.478** Avg Speed **62.034** Behind **27.402**
 Best Time **1:59.165** Best Speed **63.441** On **2** Gp **a**

| Lap | Elapsed Time | Lap Time | Lap Speed |
|-----|--------------|----------|-----------|
| 1 | 2:09.142 | 2:09.142 | 58.540 |
| 2 | 4:08.307 | 1:59.165 | 63.441 |
| 3 | 6:07.880 | 1:59.573 | 63.225 |
| 4 | 8:07.478 | 1:59.598 | 63.212 |

Not Classified

DNF 81 R J WOOLSEY

Total Time **4:42.986** Avg Speed **53.430** Behind
 Best Time **2:13.635** Best Speed **56.572** On **2** Gp **a**

| Lap | Elapsed Time | Lap Time | Lap Speed |
|-----|--------------|----------|-----------|
| 1 | 2:29.351 | 2:29.351 | 50.619 |
| 2 | 4:42.986 | 2:13.635 | 56.572 |



KDM HIRE COOKSTOWN 100

JUNIOR SUPPORT

R1- Bill Eastwood/Drew Stewart/Greenvale Hotel Junior/Senior Support B



LAP CHART

1

| No | Name | Gp | Time of Day | Lap Time |
|-----|-----------------|----|--------------|----------|
| 236 | James COTTRELL | a | 19:14:43.728 | 2:00.414 |
| 160 | Ben PLANT | a | 19:14:45.666 | 2:02.352 |
| 96 | Stephen CARR | a | 19:14:52.456 | 2:09.142 |
| 15 | Gillian McGAW | a | 19:15:00.476 | 2:17.162 |
| 103 | David BRODERICK | a | 19:15:01.433 | 2:18.119 |
| 81 | R J WOOLSEY | a | 19:15:12.665 | 2:29.351 |

2

| No | Name | Gp | Time of Day | Lap Time |
|-----|-----------------|----|--------------|----------|
| 236 | James COTTRELL | a | 19:16:37.114 | 1:53.386 |
| 160 | Ben PLANT | a | 19:16:40.005 | 1:54.339 |
| 96 | Stephen CARR | a | 19:16:51.621 | 1:59.165 |
| 15 | Gillian McGAW | a | 19:17:04.508 | 2:04.032 |
| 103 | David BRODERICK | a | 19:17:12.067 | 2:10.634 |
| 81 | R J WOOLSEY | a | 19:17:26.300 | 2:13.635 |

3

| No | Name | Gp | Time of Day | Lap Time |
|-----|-----------------|----|--------------|----------|
| 160 | Ben PLANT | a | 19:18:32.138 | 1:52.133 |
| 236 | James COTTRELL | a | 19:18:32.941 | 1:55.827 |
| 96 | Stephen CARR | a | 19:18:51.194 | 1:59.573 |
| 15 | Gillian McGAW | a | 19:19:09.803 | 2:05.295 |
| 103 | David BRODERICK | a | 19:19:25.014 | 2:12.947 |

4

| No | Name | Gp | Time of Day | Lap Time |
|-----|-----------------|----|--------------|----------|
| 160 | Ben PLANT | a | 19:20:23.390 | 1:51.252 |
| 236 | James COTTRELL | a | 19:20:23.657 | 1:50.716 |
| 96 | Stephen CARR | a | 19:20:50.792 | 1:59.598 |
| 15 | Gillian McGAW | a | 19:21:17.432 | 2:07.629 |
| 103 | David BRODERICK | a | 19:21:37.861 | 2:12.847 |