



COOKSTOWN 100

Friday 26th & Saturday 27th April 2019

promoted by Cookstown & District MCC
cookstown100.org



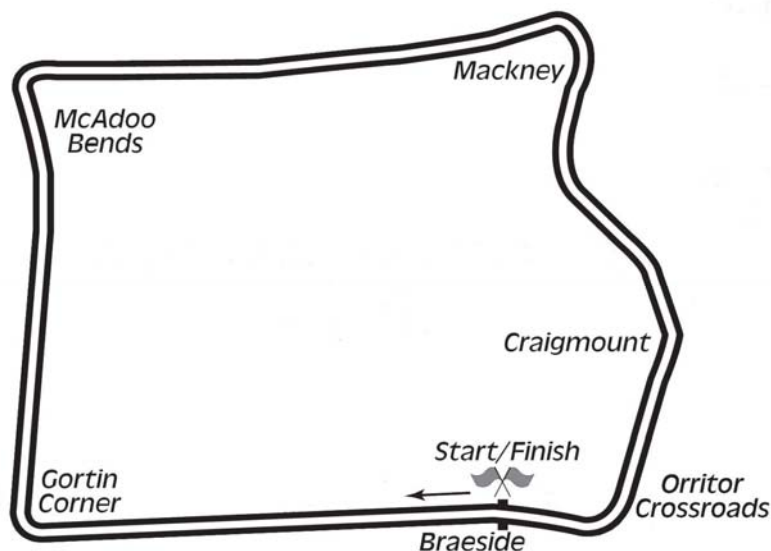
**SUPERTWIN
&
SUPERMONO**



Comhairle Ceantair
Lár Uladh
Mid Ulster
District Council



Orritor Circuit 2.1 miles



LAP RECORDS at the start of the meeting

Class	Rider	Machine	m s	mph	Year
125cc	William Dunlop	Honda	1 34.755	79.785	2010
Supersport 300	to be established				
Moto 3	Derek McGee	Honda 250	1 33.802	80.595	2018
250cc	William Dunlop	Honda	1 29.658	84.320	2009
Lightweight Supersport	Darryl Tweed	Kawasaki 400	1 34.604	79.912	2016
Supermono	Shaun Anderson	Kramer 690	1 36.710	78.172	2018
Supertwin	James Cowton	Kawasaki	1 29.657	84.321	2015
Supersport	Michael Dunlop	Yamaha	1 24.783	89.169	2011
Superbike	Michael Dunlop	Honda	1 22.641	91.480	2013
Senior Support	Gary Robinson	Yamaha 600	1 29.956	84.041	2007
Junior Support	Joseph Loughlin	Kawasaki 650	1 30.965	83.109	2017
Classic 1000cc	Wattie Brown	Norton 920	1 40.273	75.394	2006
Classic 500cc	Neill McWhirter	Norton	1 41.491	74.489	2010
Classic 350cc	Paul Coward	Honda	1 43.421	73.099	2004
Classic 250cc	Geoff McMullan	Suzuki	1 47.294	70.461	2006
Forgotten Era	Anthony McColgan	Bimota 750	1 37.178	77.795	2016

MOST WINS AT COOKSTOWN 100

Ryan Farquhar	26	1996-12 (400-1, 450-2, STWN-4, SSP-5, SBK-13, SJUN-1)
Ray McCullough	14	1967-79 (250-8, 350-3, 500-3)
William Dunlop	14	2006-17 (125-3, 250-5, SSP-5, SBK B-1)
Joey Dunlop	11	1977-98 (125-1, 250-4, 350-2, 500-2, SSP-1, SBK-1)
Robert Dunlop	11	1985-08 (125-7, 250-1, 250 B-1, 350-1, SBK-1)
Barry Davidson	11	2007-18 (250-1, C350-6, C500-4)
Phillip McCallen	10	1987-96 (250-3, 350-1, SSP-2, SBK-4)
Michael Dunlop	10	2006-18 (125-1, 250-1, STWN-2, STWN B-1, SSP-2, SBK-2, SJUN-1)
Richard Ford	9	2008-18 (C250-2, C1000-5, SJUN B-2)
Courtney Junk	8	1974-83 (200-2, 250-4, 350-1, 500-1)
Mervyn Elwood	8	1987-97 (C500-5, C1000-3)

MOST WINS AT ALL IRISH ROAD RACE MEETINGS (after East Coast Races 2018)

Most Wins at All Irish Road Race Meetings

Ryan Farquhar	211	1995-16
Joey Dunlop	156	1971-00
Robert Dunlop	135	1980-08
William Dunlop	119	2005-17
Ray McCullough	109	1960-82
Phillip McCallen	109	1987-99
Michael Dunlop	102	2006-18
Brian Reid	78	1980-94
Darran Lindsay	74	1999-06
Barry Davidson	68	1998-18

KDM HIRE COOKSTOWN 100

SUPERTWIN/SUPERMONO

Group A Qualifying

Friday, 26 April 2019




Pos	Class	No	Name	Machine / Sponsor	----- Best Lap -----				Laps
					Time	Behind	Speed	On	
Qualifying Classification									
1	STWN	65	Michael SWEENEY	Kawasaki - Kiely Heating Racing	1:31.403		82.711	3	5
2	STWN	56	Adam McLEAN	Kawasaki - McAdoo Kawasaki Racing	1:31.645	0.242	82.492	3	5
3	STWN	64	Stephen McKNIGHT	Suzuki - McKnight Racing	1:35.023	3.620	79.560	5	5
4	STWN	28	Paul GARTLAND	Kawasaki - Greenvale Hotel	1:38.504	7.101	76.748	5	5
5	STWN	59	Darryl TWEED	Kawasaki - DH Racing	1:38.913	7.510	76.431	5	5
6	STWN	79	Vincent BRENNAN	Kawasaki - Vinny's Barbers	1:39.170	7.767	76.233	5	5
7	STWN	81	Eoin O'SIOCHRU	Kawasaki	1:39.355	7.952	76.091	5	5
8	STWN	78	Dominic COTTRELL	Suzuki - Dunsany Racing	1:41.431	10.028	74.533	5	5
9	STWN	5	Anthony McCOLGAN	Kawasaki	1:42.556	11.153	73.716	4	5
10	STWN	42	Brian LOUGHLIN	Kawasaki - G2-Tech Racing	1:42.785	11.382	73.552	5	5
11	STWN	76	Mark KIRBY	Kawasaki - MK Racing	1:43.403	12.000	73.112	3	5
12	STWN	29	Alastair HAWORTH	Suzuki	1:43.421	12.018	73.099	4	4
13	STWN	24	Kevin BAKER	Kawasaki - Game On	1:43.975	12.572	72.710	4	5
14	STWN	74	Tommy HENRY	Kawasaki - H O'Kane Motors	1:44.121	12.718	72.608	4	5
15	STWN	43	Jason CASSELLS	Kawasaki	1:44.248	12.845	72.519	3	4
16	STWN	67	Nigel COLGAN	Suzuki	1:45.570	14.167	71.611	4	5
17	STWN	36	James COTTRELL	Suzuki - DDRRSC	1:46.379	14.976	71.067	5	5
18	STWN	31	Robert CAIRNS	Kawasaki	1:47.416	16.013	70.381	4	4
19	STWN	46	Mark JOHNSON	Kawasaki	1:47.889	16.486	70.072	2	3

No 56 - TRANSPONDER STOPPED WORKING AFTER FIRST LAP

Provisional result to be confirmed by the Stewards of the Meeting subject to completion of technical inspections & the time limit for protests

Page 1 / 1

Circuit	Orritor	Signed		Organising Club	Cookstown & District MCC
Length(miles)	2.1000		Chief Timekeeper	Qualifying Started	17:23
Weather	Very Light Rain	Issued At:	17:38		
Track	Damp				



Qualifying Classification

Position

1	65 Michael SWEENEY			
STWN		Behind		
Best Time	1:31.403	Best Speed	82.711	On 3 Gp
Lap	Elapsed Time	Lap Time	Lap Speed	
2	1:33.321	1:33.321	81.011	
3	3:04.724	1:31.403	82.711	
4	4:37.362	1:32.638	81.608	
5	6:11.719	1:34.357	80.121	

2	56 Adam McLEAN			
STWN		Behind	0.242	
Best Time	1:31.645	Best Speed	82.492	On 3 Gp
Lap	Elapsed Time	Lap Time	Lap Speed	
2	1:32.984	1:32.984	81.304	
3	3:04.629	1:31.645	82.492	
4	4:36.723	1:32.094	82.090	
5	6:08.461	1:31.738	82.409	

3	64 Stephen McKNIGHT			
STWN		Behind	3.620	
Best Time	1:35.023	Best Speed	79.560	On 5 Gp
Lap	Elapsed Time	Lap Time	Lap Speed	
2	1:38.451	1:38.451	76.789	
3	3:15.813	1:37.362	77.648	
4	4:54.449	1:38.636	76.645	
5	6:29.472	1:35.023	79.560	

4	28 Paul GARTLAND			
STWN		Behind	7.101	
Best Time	1:38.504	Best Speed	76.748	On 5 Gp
Lap	Elapsed Time	Lap Time	Lap Speed	
2	1:39.484	1:39.484	75.992	
3	3:18.159	1:38.675	76.615	
4	4:56.827	1:38.668	76.621	
5	6:35.331	1:38.504	76.748	

5	59 Darryl TWEED			
STWN		Behind	7.510	
Best Time	1:38.913	Best Speed	76.431	On 5 Gp
Lap	Elapsed Time	Lap Time	Lap Speed	
2	1:40.636	1:40.636	75.122	
3	3:20.873	1:40.237	75.421	
4	5:00.190	1:39.317	76.120	
5	6:39.103	1:38.913	76.431	

Qualifying Classification

Position

6	79 Vincent BRENNAN			
STWN		Behind	7.767	
Best Time	1:39.170	Best Speed	76.233	On 5 Gp
Lap	Elapsed Time	Lap Time	Lap Speed	
2	1:40.052	1:40.052	75.561	
3	3:20.912	1:40.860	74.955	
4	5:03.104	1:42.192	73.978	
5	6:42.274	1:39.170	76.233	

7	81 Eoin O'SIOCHRU			
STWN		Behind	7.952	
Best Time	1:39.355	Best Speed	76.091	On 5 Gp
Lap	Elapsed Time	Lap Time	Lap Speed	
2	1:40.835	1:40.835	74.974	
3	3:20.876	1:40.041	75.569	
4	5:02.719	1:41.843	74.232	
5	6:42.074	1:39.355	76.091	

8	78 Dominic COTTRELL			
STWN		Behind	10.028	
Best Time	1:41.431	Best Speed	74.533	On 5 Gp
Lap	Elapsed Time	Lap Time	Lap Speed	
2	1:47.539	1:47.539	70.300	
3	3:29.565	1:42.026	74.099	
4	5:11.017	1:41.452	74.518	
5	6:52.448	1:41.431	74.533	

9	5 Anthony McCOLGAN			
STWN		Behind	11.153	
Best Time	1:42.556	Best Speed	73.716	On 4 Gp
Lap	Elapsed Time	Lap Time	Lap Speed	
2	1:43.747	1:43.747	72.870	
3	3:28.100	1:44.353	72.446	
4	5:10.656	1:42.556	73.716	
5	6:53.423	1:42.767	73.564	

10	42 Brian LOUGHLIN			
STWN		Behind	11.382	
Best Time	1:42.785	Best Speed	73.552	On 5 Gp
Lap	Elapsed Time	Lap Time	Lap Speed	
2	1:46.040	1:46.040	71.294	
3	3:30.037	1:43.997	72.694	
4	5:13.316	1:43.279	73.200	
5	6:56.101	1:42.785	73.552	





SUPERTWIN/SUPERMONO

Group A Qualifying

Friday, 26 April 2019

DETAILED RESULT

Qualifying Classification

Position

11	76 Mark KIRBY			
STWN		Behind	12.000	
Best Time	1:43.403	Best Speed	73.112	On 3 Gp
Lap	Elapsed Time	Lap Time	Lap Speed	
2	1:47.526	1:47.526	70.309	
3	3:30.929	1:43.403	73.112	
4	5:14.704	1:43.775	72.850	
5	6:59.064	1:44.360	72.442	

12	29 Alastair HAWORTH			
STWN		Behind	12.018	
Best Time	1:43.421	Best Speed	73.099	On 4 Gp
Lap	Elapsed Time	Lap Time	Lap Speed	
2	1:45.085	1:45.085	71.942	
3	3:28.629	1:43.544	73.012	
4	5:12.050	1:43.421	73.099	

13	24 Kevin BAKER			
STWN		Behind	12.572	
Best Time	1:43.975	Best Speed	72.710	On 4 Gp
Lap	Elapsed Time	Lap Time	Lap Speed	
2	1:48.631	1:48.631	69.593	
3	3:37.411	1:48.780	69.498	
4	5:21.386	1:43.975	72.710	
5	7:06.265	1:44.879	72.083	

14	74 Tommy HENRY			
STWN		Behind	12.718	
Best Time	1:44.121	Best Speed	72.608	On 4 Gp
Lap	Elapsed Time	Lap Time	Lap Speed	
2	1:47.149	1:47.149	70.556	
3	3:31.429	1:44.280	72.497	
4	5:15.550	1:44.121	72.608	
5	7:00.550	1:45.000	72.000	

15	43 Jason CASSELLS			
STWN		Behind	12.845	
Best Time	1:44.248	Best Speed	72.519	On 3 Gp
Lap	Elapsed Time	Lap Time	Lap Speed	
2	1:46.681	1:46.681	70.865	
3	3:30.929	1:44.248	72.519	
4	5:16.236	1:45.307	71.790	

Qualifying Classification

Position

16	67 Nigel COLGAN			
STWN		Behind	14.167	
Best Time	1:45.570	Best Speed	71.611	On 4 Gp
Lap	Elapsed Time	Lap Time	Lap Speed	
2	1:47.436	1:47.436	70.367	
3	3:33.140	1:45.704	71.520	
4	5:18.710	1:45.570	71.611	
5	7:05.099	1:46.389	71.060	

17	36 James COTTRELL			
STWN		Behind	14.976	
Best Time	1:46.379	Best Speed	71.067	On 5 Gp
Lap	Elapsed Time	Lap Time	Lap Speed	
2	1:48.535	1:48.535	69.655	
3	3:37.542	1:49.007	69.353	
4	5:26.567	1:49.025	69.342	
5	7:12.946	1:46.379	71.067	

18	31 Robert CAIRNS			
STWN		Behind	16.013	
Best Time	1:47.416	Best Speed	70.381	On 4 Gp
Lap	Elapsed Time	Lap Time	Lap Speed	
2	1:50.683	1:50.683	68.303	
3	3:39.784	1:49.101	69.294	
4	5:27.200	1:47.416	70.381	

19	46 Mark JOHNSON			
STWN		Behind	16.486	
Best Time	1:47.889	Best Speed	70.072	On 2 Gp
Lap	Elapsed Time	Lap Time	Lap Speed	
2	1:47.889	1:47.889	70.072	
3	3:37.830	1:49.941	68.764	



KDM HIRE COOKSTOWN 100

SUPERTWIN/SUPERMONO

Group B Qualifying


Friday, 26 April 2019



Pos	Class	No	Name	Machine / Sponsor	----- Best Lap -----				Laps
					Time	Behind	Speed	On	
Qualifying Classification									
1	STWN	86	Derek McGEE	Kawasaki - KMR Kawasaki	1:43.425		73.096	5	5
2	STWN	109	Neil KERNOHAN	Kawasaki	1:46.108	2.683	71.248	3	5
3	STWN	138	Paul WILLIAMS	Kawasaki	1:48.256	4.831	69.834	4	5
4	STWN	311	Brad VICARS	Kawasaki - VRS Racing	1:50.682	7.257	68.304	5	5
5	STWN	777	Shaun WYNNE	Kawasaki - SMW Racing	1:54.917	11.492	65.787	5	5
6	STWN	111	Noel SMITH	Kawasaki	1:55.570	12.145	65.415	5	5
7	STWN	96	Andy FARRELL	Kawasaki	1:56.043	12.618	65.148	5	5
8	STWN	160	Ben PLANT	Kawasaki	2:01.495	18.070	62.225	5	5
9	STWN	108	Francis O'HARA	Kawasaki	2:01.733	18.308	62.103	4	5
10	STWN	179	James ROTHERY	Suzuki - Ambler Racing	2:05.191	21.766	60.388	4	4
11	STWN	211	Tim STEPHENSON	Suzuki - KSS				0	

Provisional result to be confirmed by the Stewards of the Meeting subject to completion of technical inspections & the time limit for protests

Page 1 / 1

Circuit	Orritor	Signed		Organising Club	Cookstown & District MCC
Length(miles)	2.1000		Chief Timekeeper	Qualifying Started	18:01
Weather	Rain	Issued At:	18:15		
Track	Wet				



SUPERTWIN/SUPERMONO

Group B Qualifying

Friday, 26 April 2019

DETAILED RESULT

Qualifying Classification

Position

1	86 Derek McGEE			
STWN		Behind		
Best Time	1:43.425	Best Speed	73.096	On 5 Gp
Lap	Elapsed Time	Lap Time	Lap Speed	
1	2:15.714	2:15.714	55.705	
2	4:03.710	1:47.996	70.003	
3	5:48.540	1:44.830	72.117	
4	7:32.443	1:43.903	72.760	
5	9:15.868	1:43.425	73.096	

2	109 Neil KERNOHAN			
STWN		Behind	2.683	
Best Time	1:46.108	Best Speed	71.248	On 3 Gp
Lap	Elapsed Time	Lap Time	Lap Speed	
1	1:58.792	1:58.792	63.641	
2	3:45.064	1:46.272	71.138	
3	5:31.172	1:46.108	71.248	
4	7:19.879	1:48.707	69.545	
5	9:07.412	1:47.533	70.304	

3	138 Paul WILLIAMS			
STWN		Behind	4.831	
Best Time	1:48.256	Best Speed	69.834	On 4 Gp
Lap	Elapsed Time	Lap Time	Lap Speed	
1	2:14.615	2:14.615	56.160	
2	4:07.291	1:52.676	67.095	
3	5:55.751	1:48.460	69.703	
4	7:44.007	1:48.256	69.834	
5	9:32.919	1:48.912	69.414	

4	311 Brad VICARS			
STWN		Behind	7.257	
Best Time	1:50.682	Best Speed	68.304	On 5 Gp
Lap	Elapsed Time	Lap Time	Lap Speed	
1	2:31.395	2:31.395	49.936	
2	4:25.867	1:54.472	66.042	
3	6:19.930	1:54.063	66.279	
4	8:12.619	1:52.689	67.087	
5	10:03.301	1:50.682	68.304	

Qualifying Classification

Position

5	777 Shaun WYNNE			
STWN		Behind	11.492	
Best Time	1:54.917	Best Speed	65.787	On 5 Gp
Lap	Elapsed Time	Lap Time	Lap Speed	
1	2:21.994	2:21.994	53.242	
2	4:20.580	1:58.586	63.751	
3	6:16.821	1:56.241	65.037	
4	8:13.512	1:56.691	64.786	
5	10:08.429	1:54.917	65.787	

6	111 Noel SMITH			
STWN		Behind	12.145	
Best Time	1:55.570	Best Speed	65.415	On 5 Gp
Lap	Elapsed Time	Lap Time	Lap Speed	
1	2:30.146	2:30.146	50.351	
2	4:32.314	2:02.168	61.882	
3	6:32.282	1:59.968	63.017	
4	8:30.272	1:57.990	64.073	
5	10:25.842	1:55.570	65.415	

7	96 Andy FARRELL			
STWN		Behind	12.618	
Best Time	1:56.043	Best Speed	65.148	On 5 Gp
Lap	Elapsed Time	Lap Time	Lap Speed	
1	2:13.569	2:13.569	56.600	
2	4:11.696	1:58.127	63.999	
3	6:10.806	1:59.110	63.471	
4	8:07.023	1:56.217	65.051	
5	10:03.066	1:56.043	65.148	

8	160 Ben PLANT			
STWN		Behind	18.070	
Best Time	2:01.495	Best Speed	62.225	On 5 Gp
Lap	Elapsed Time	Lap Time	Lap Speed	
1	2:25.290	2:25.290	52.034	
2	4:29.872	2:04.582	60.683	
3	6:32.295	2:02.423	61.753	
4	8:34.279	2:01.984	61.975	
5	10:35.774	2:01.495	62.225	



KDM HIRE COOKSTOWN 100

SUPERTWIN/SUPERMONO

Group B Qualifying

Friday, 26 April 2019

DETAILED RESULT



Qualifying Classification

Position

9 108 Francis O'HARA

STWN Behind **18.308**

Best Time **2:01.733** Best Speed **62.103** On **4** Gp

Lap	Elapsed Time	Lap Time	Lap Speed
1	2:18.368	2:18.368	54.637
2	4:25.035	2:06.667	59.684
3	6:28.139	2:03.104	61.411
4	8:29.872	2:01.733	62.103
5	10:33.380	2:03.508	61.211

10 179 James ROTHERY

STWN Behind **21.766**

Best Time **2:05.191** Best Speed **60.388** On **4** Gp

Lap	Elapsed Time	Lap Time	Lap Speed
1	2:51.170	2:51.170	44.167
2	4:57.214	2:06.044	59.979
3	7:02.945	2:05.731	60.128
4	9:08.136	2:05.191	60.388

KDM HIRE COOKSTOWN 100

SUPERTWIN/SUPERMONO

Orriotr 2.100 miles

R6: Hayes Fuels Supertwin/Supermono A

27/04/2019 12:35

Race (7 Laps)

RACE 6 - SUPERTWIN A

11	24 A		
10	179 A	76 B	29 C
9	5 A	108 B	42 C
8			
7	78 A	160 B	
6	111 A	81 B	96 C
5	59 A	777 B	79 C
4			
3	28 A	311 B	
2	109 A	64 B	138 C
1	65 A	86 B	56 C

POLE POSITION

Promoted by Cookstown and District Motorcycle Club

Orbits

Provisional result to be confirmed by the Stewards of the Meeting subject to the completion of technical inspections and the time limit for protests
MCUI (Ulster Centre) Timing @ www.elaps-timing.com




KDM HIRE COOKSTOWN 100

SUPERTWIN/SUPERMONO

Orriotr 2.100 miles

R7: Hayes Fuels Supertwin/Supermono B


27/04/2019 13:00

Race (6 Laps)

RACE 7 - SUPERTWIN B

3	211 A		
2	36 A	31 B	46 C
1	74 A	43 B	67 C
	A	B	C

POLE POSITION



Promoted by Cookstown and District Motorcycle Club

Orbits

Provisional result to be confirmed by the Stewards of the Meeting subject to the completion of technical inspections and the time limit for protests
MCUI (Ulster Centre) Timing @ www.elaps-timing.com

