



COOKSTOWN 100

Friday 26th & Saturday 27th April 2019

promoted by Cookstown & District MCC
cookstown100.org



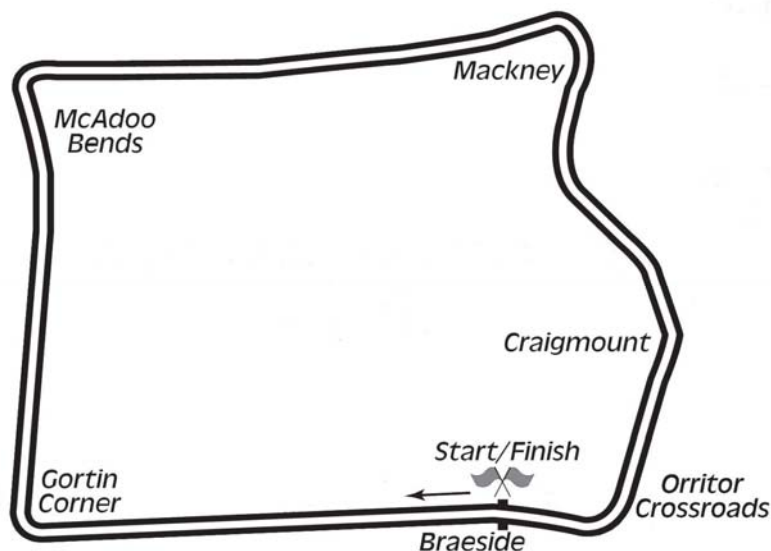
OPEN B
&
KDM HIRE
COOKSTOWN 100 B



Comhairle Ceantair
Lár Uladh
Mid Ulster
District Council



Orritor Circuit 2.1 miles



LAP RECORDS at the start of the meeting

Class	Rider	Machine	m s	mph	Year
125cc	William Dunlop	Honda	1 34.755	79.785	2010
Supersport 300	to be established				
Moto 3	Derek McGee	Honda 250	1 33.802	80.595	2018
250cc	William Dunlop	Honda	1 29.658	84.320	2009
Lightweight Supersport	Darryl Tweed	Kawasaki 400	1 34.604	79.912	2016
Supermono	Shaun Anderson	Kramer 690	1 36.710	78.172	2018
Supertwin	James Cowton	Kawasaki	1 29.657	84.321	2015
Supersport	Michael Dunlop	Yamaha	1 24.783	89.169	2011
Superbike	Michael Dunlop	Honda	1 22.641	91.480	2013
Senior Support	Gary Robinson	Yamaha 600	1 29.956	84.041	2007
Junior Support	Joseph Loughlin	Kawasaki 650	1 30.965	83.109	2017
Classic 1000cc	Wattie Brown	Norton 920	1 40.273	75.394	2006
Classic 500cc	Neill McWhirter	Norton	1 41.491	74.489	2010
Classic 350cc	Paul Coward	Honda	1 43.421	73.099	2004
Classic 250cc	Geoff McMullan	Suzuki	1 47.294	70.461	2006
Forgotten Era	Anthony McColgan	Bimota 750	1 37.178	77.795	2016

MOST WINS AT COOKSTOWN 100

Ryan Farquhar	26	1996-12 (400-1, 450-2, STWN-4, SSP-5, SBK-13, SJUN-1)
Ray McCullough	14	1967-79 (250-8, 350-3, 500-3)
William Dunlop	14	2006-17 (125-3, 250-5, SSP-5, SBK B-1)
Joey Dunlop	11	1977-98 (125-1, 250-4, 350-2, 500-2, SSP-1, SBK-1)
Robert Dunlop	11	1985-08 (125-7, 250-1, 250 B-1, 350-1, SBK-1)
Barry Davidson	11	2007-18 (250-1, C350-6, C500-4)
Phillip McCallen	10	1987-96 (250-3, 350-1, SSP-2, SBK-4)
Michael Dunlop	10	2006-18 (125-1, 250-1, STWN-2, STWN B-1, SSP-2, SBK-2, SJUN-1)
Richard Ford	9	2008-18 (C250-2, C1000-5, SJUN B-2)
Courtney Junk	8	1974-83 (200-2, 250-4, 350-1, 500-1)
Mervyn Elwood	8	1987-97 (C500-5, C1000-3)

MOST WINS AT ALL IRISH ROAD RACE MEETINGS (after East Coast Races 2018)

Most Wins at All Irish Road Race Meetings

Ryan Farquhar	211	1995-16
Joey Dunlop	156	1971-00
Robert Dunlop	135	1980-08
William Dunlop	119	2005-17
Ray McCullough	109	1960-82
Phillip McCallen	109	1987-99
Michael Dunlop	102	2006-18
Brian Reid	78	1980-94
Darran Lindsay	74	1999-06
Barry Davidson	68	1998-18

KDM HIRE COOKSTOWN 100

SUPERBIKE

Group A Qualifying


Friday, 26 April 2019



Pos	Class	No	Name	Machine / Sponsor	----- Best Lap -----				Laps
					Time	Behind	Speed	On	
Qualifying Classification									
1	SBKR	56	Adam McLEAN	Kawasaki - McAdoo Kawasaki Racing	1:26.616		87.282	5	5
2	SBKR	22	Paul JORDAN	Yamaha 600 - Paul Jordan Racing	1:26.746	0.130	87.151	5	5
3	SBKR	38	Paul WILLIAMS	BMW	1:30.083	3.467	83.923	5	5
4	SBKR	59	Darryl TWEED	Kawasaki - DH Racing	1:31.921	5.305	82.245	5	5
5	SBKR	64	Stephen McKNIGHT	BMW - McKnight Racing	1:32.276	5.660	81.928	4	5
6	SBKR	16	Mike BROWNE	Kawasaki 600 - Mike Browne Racing	1:32.474	5.858	81.753	4	5
7	SBKR	31	Brad VICARS	Honda - VRS Racing	1:34.226	7.610	80.233	5	5
8	SBKR	28	Paul GARTLAND	Kawasaki - North West Gas	1:36.307	9.691	78.499	5	5
9	SBKR	53	Adrian HARRISON	Kawasaki - Top Gun Tools & Fittings	1:37.112	10.496	77.848	5	5
10	SBKR	41	Ben REA	Kawasaki 600 - Steadplan Primus Racing	1:37.177	10.561	77.796	4	5
11	SBKR	43	Stephen DEGNAN	Kawasaki	1:37.749	11.133	77.341	3	5
12	SBKR	8	Anthony McCOLGAN	Ducati 748	1:38.930	12.314	76.418	3	4
13	SBKR	39	Jonathan GORMLEY	Kawasaki	1:40.728	14.112	75.054	5	5

Provisional result to be confirmed by the Stewards of the Meeting subject to completion of technical inspections & the time limit for protests

Page 1 / 1

Circuit	Orritor	Signed		Organising Club	Cookstown & District MCC
Length(miles)	2.1000		Chief Timekeeper	Qualifying Started	13:39
Weather	Cloudy	Issued At:	13:56		
Track	Dry				



SUPERBIKE

Group A Qualifying

Friday, 26 April 2019

DETAILED RESULT

Qualifying Classification

Position

1	56 Adam McLEAN			
SBKR		Behind		
Best Time	1:26.616	Best Speed	87.282	On 5 Gp
Lap	Elapsed Time	Lap Time	Lap Speed	
1	1:45.827	1:45.827	71.437	
2	3:16.951	1:31.124	82.964	
3	4:45.470	1:28.519	85.405	
4	6:12.969	1:27.499	86.401	
5	7:39.585	1:26.616	87.282	

2	22 Paul JORDAN			
SBKR		Behind	0.130	
Best Time	1:26.746	Best Speed	87.151	On 5 Gp
Lap	Elapsed Time	Lap Time	Lap Speed	
1	1:45.867	1:45.867	71.410	
2	3:17.415	1:31.548	82.580	
3	4:46.110	1:28.695	85.236	
4	6:13.706	1:27.596	86.305	
5	7:40.452	1:26.746	87.151	

3	38 Paul WILLIAMS			
SBKR		Behind	3.467	
Best Time	1:30.083	Best Speed	83.923	On 5 Gp
Lap	Elapsed Time	Lap Time	Lap Speed	
1	1:51.601	1:51.601	67.741	
2	3:23.663	1:32.062	82.119	
3	4:54.056	1:30.393	83.635	
4	6:24.188	1:30.132	83.877	
5	7:54.271	1:30.083	83.923	

4	59 Darryl TWEED			
SBKR		Behind	5.305	
Best Time	1:31.921	Best Speed	82.245	On 5 Gp
Lap	Elapsed Time	Lap Time	Lap Speed	
1	1:49.199	1:49.199	69.231	
2	3:24.707	1:35.508	79.156	
3	4:57.996	1:33.289	81.038	
4	6:30.436	1:32.440	81.783	
5	8:02.357	1:31.921	82.245	

Qualifying Classification

Position

5	64 Stephen McKNIGHT			
SBKR		Behind	5.660	
Best Time	1:32.276	Best Speed	81.928	On 4 Gp
Lap	Elapsed Time	Lap Time	Lap Speed	
1	1:57.319	1:57.319	64.440	
2	3:36.711	1:39.392	76.062	
3	5:09.508	1:32.797	81.468	
4	6:41.784	1:32.276	81.928	
5	8:15.466	1:33.682	80.699	

6	16 Mike BROWNE			
SBKR		Behind	5.858	
Best Time	1:32.474	Best Speed	81.753	On 4 Gp
Lap	Elapsed Time	Lap Time	Lap Speed	
1	2:02.475	2:02.475	61.727	
2	3:37.096	1:34.621	79.898	
3	5:09.984	1:32.888	81.388	
4	6:42.458	1:32.474	81.753	
5	8:18.730	1:36.272	78.528	

7	31 Brad VICARS			
SBKR		Behind	7.610	
Best Time	1:34.226	Best Speed	80.233	On 5 Gp
Lap	Elapsed Time	Lap Time	Lap Speed	
1	2:01.977	2:01.977	61.979	
2	3:38.525	1:36.548	78.303	
3	5:13.563	1:35.038	79.547	
4	6:48.507	1:34.944	79.626	
5	8:22.733	1:34.226	80.233	

8	28 Paul GARTLAND			
SBKR		Behind	9.691	
Best Time	1:36.307	Best Speed	78.499	On 5 Gp
Lap	Elapsed Time	Lap Time	Lap Speed	
1	2:16.793	2:16.793	55.266	
2	3:56.550	1:39.757	75.784	
3	5:34.226	1:37.676	77.399	
4	7:14.293	1:40.067	75.549	
5	8:50.600	1:36.307	78.499	





SUPERBIKE

Group A Qualifying

Friday, 26 April 2019

DETAILED RESULT

Qualifying Classification

Position

9 53 Adrian HARRISON

SBKR Behind 10.496

Best Time 1:37.112 Best Speed 77.848 On 5 Gp

Lap	Elapsed Time	Lap Time	Lap Speed
1	2:22.799	2:22.799	52.942
2	4:01.467	1:38.668	76.621
3	5:39.618	1:38.151	77.024
4	7:29.610	1:49.992	68.732
5	9:06.722	1:37.112	77.848

Qualifying Classification

Position

13 39 Jonathan GORMLEY

SBKR Behind 14.112

Best Time 1:40.728 Best Speed 75.054 On 5 Gp

Lap	Elapsed Time	Lap Time	Lap Speed
1	1:54.206	1:54.206	66.196
2	3:38.206	1:44.000	72.692
3	5:20.237	1:42.031	74.095
4	7:01.380	1:41.143	74.746
5	8:42.108	1:40.728	75.054

10 41 Ben REA

SBKR Behind 10.561

Best Time 1:37.177 Best Speed 77.796 On 4 Gp

Lap	Elapsed Time	Lap Time	Lap Speed
1	2:11.405	2:11.405	57.532
2	3:49.905	1:38.500	76.751
3	5:27.715	1:37.810	77.293
4	7:04.892	1:37.177	77.796
5	8:43.918	1:39.026	76.344

11 43 Stephen DEGNAN

SBKR Behind 11.133

Best Time 1:37.749 Best Speed 77.341 On 3 Gp

Lap	Elapsed Time	Lap Time	Lap Speed
1	2:23.308	2:23.308	52.754
2	4:04.434	1:41.126	74.758
3	5:42.183	1:37.749	77.341
4	7:20.489	1:38.306	76.903
5	8:59.261	1:38.772	76.540

12 8 Anthony McCOLGAN

SBKR Behind 12.314

Best Time 1:38.930 Best Speed 76.418 On 3 Gp

Lap	Elapsed Time	Lap Time	Lap Speed
1	2:24.108	2:24.108	52.461
2	5:00.443	2:36.335	48.358
3	6:39.373	1:38.930	76.418
4	8:18.778	1:39.405	76.053



KDM HIRE COOKSTOWN 100

SUPERBIKE

Group B Qualifying


Friday, 26 April 2019



Pos	Class	No	Name	Machine / Sponsor	----- Best Lap -----				
					Time	Behind	Speed	On	Laps
Qualifying Classification									
1	SBKR	82	Derek SHEILS	Suzuki - Burrows Eng/RK Racing	1:25.165		88.769	4	5
2	SBKR	86	Derek McGEE	Kawasaki - NJ Doyne / McGee Racing	1:25.299	0.134	88.629	4	5
3	SBKR	65	Michael SWEENEY	BMW - MJR Racing	1:27.441	2.276	86.458	4	5
4	SBKR	5	Thomas MAXWELL	Kawasaki	1:27.585	2.420	86.316	4	5
5	SBKR	109	Neil KERNOHAN	Yamaha - Logan Racing	1:28.656	3.491	85.273	5	5
6	SBKR	75	Kevin FITZPATRICK	Kawasaki 600 - Bert Racing	1:32.545	7.380	81.690	4	5
7	SBKR	115	Damian HORAN	Suzuki 750 - Murphys Vivo Silver Bridge	1:33.544	8.379	80.818	5	5
8	SBKR	96	Andy FARRELL	Kawasaki 600	1:33.654	8.489	80.723	2	2
9	SBKR	88	Forest DUNN	Suzuki - Forest Dunn Racing	1:33.831	8.666	80.570	4	5
10	SBKR	78	Dean CAMPBELL	Suzuki - AMK/DC Racing	1:33.959	8.794	80.461	3	5
11	SBKR	93	Paul CRANSTON	Suzuki - P & J Fuel Haulage	1:34.075	8.910	80.361	4	5
12	SBKR	77	Tom WEEDEN	Suzuki - Burrows Eng/RK Racing	1:34.316	9.151	80.156	3	5
13	SBKR	144	Lee HEMBURY	BMW - Lee Hembury Racing	1:35.336	10.171	79.298	5	5
14	SBKR	89	Sean SEDDON	Suzuki	1:36.333	11.168	78.478	2	5
15	SBKR	92	Noel CARROLL	Suzuki	1:39.380	14.215	76.072	4	4
16	SBKR	199	Lloyd COLLINS	Honda 600 - Warren Drives	1:40.025	14.860	75.581	3	4

Provisional result to be confirmed by the Stewards of the Meeting subject to completion of technical inspections & the time limit for protests

Page 1 / 1

Circuit	Orritor	Signed		Organising Club	Cookstown & District MCC
Length(miles)	2.1000		Chief Timekeeper	Qualifying Started	13:53
Weather	Cloudy	Issued At:	14:06		
Track	Dry				



SUPERBIKE

Group B Qualifying

Friday, 26 April 2019

DETAILED RESULT

Qualifying Classification

Position

1	82 Derek SHEILS			
SBKR		Behind		
Best Time	1:25.165	Best Speed	88.769	On 4 Gp
Lap	Elapsed Time	Lap Time	Lap Speed	
1	1:42.384	1:42.384	73.840	
2	3:10.082	1:27.698	86.205	
3	4:37.069	1:26.987	86.910	
4	6:02.234	1:25.165	88.769	
5	7:31.102	1:28.868	85.070	

2	86 Derek McGEE			
SBKR		Behind	0.134	
Best Time	1:25.299	Best Speed	88.629	On 4 Gp
Lap	Elapsed Time	Lap Time	Lap Speed	
1	1:48.558	1:48.558	69.640	
2	3:17.419	1:28.861	85.077	
3	4:44.200	1:26.781	87.116	
4	6:09.499	1:25.299	88.629	
5	7:35.951	1:26.452	87.447	

3	65 Michael SWEENEY			
SBKR		Behind	2.276	
Best Time	1:27.441	Best Speed	86.458	On 4 Gp
Lap	Elapsed Time	Lap Time	Lap Speed	
1	1:39.413	1:39.413	76.046	
2	3:08.221	1:28.808	85.127	
3	4:36.998	1:28.777	85.157	
4	6:04.439	1:27.441	86.458	
5	7:34.143	1:29.704	84.277	

4	5 Thomas MAXWELL			
SBKR		Behind	2.420	
Best Time	1:27.585	Best Speed	86.316	On 4 Gp
Lap	Elapsed Time	Lap Time	Lap Speed	
1	1:40.450	1:40.450	75.261	
2	3:10.122	1:29.672	84.307	
3	4:38.645	1:28.523	85.402	
4	6:06.230	1:27.585	86.316	
5	7:35.711	1:29.481	84.487	

Qualifying Classification

Position

5	109 Neil KERNOHAN			
SBKR		Behind	3.491	
Best Time	1:28.656	Best Speed	85.273	On 5 Gp
Lap	Elapsed Time	Lap Time	Lap Speed	
1	2:19.375	2:19.375	54.242	
2	3:49.114	1:29.739	84.244	
3	5:20.197	1:31.083	83.001	
4	6:52.703	1:32.506	81.724	
5	8:21.359	1:28.656	85.273	

6	75 Kevin FITZPATRICK			
SBKR		Behind	7.380	
Best Time	1:32.545	Best Speed	81.690	On 4 Gp
Lap	Elapsed Time	Lap Time	Lap Speed	
1	2:22.971	2:22.971	52.878	
2	4:02.429	1:39.458	76.012	
3	5:40.744	1:38.315	76.896	
4	7:13.289	1:32.545	81.690	
5	8:46.629	1:33.340	80.994	

7	115 Damian HORAN			
SBKR		Behind	8.379	
Best Time	1:33.544	Best Speed	80.818	On 5 Gp
Lap	Elapsed Time	Lap Time	Lap Speed	
1	2:07.131	2:07.131	59.466	
2	3:41.321	1:34.190	80.263	
3	5:17.437	1:36.116	78.655	
4	6:53.726	1:36.289	78.514	
5	8:27.270	1:33.544	80.818	

8	96 Andy FARRELL			
SBKR		Behind	8.489	
Best Time	1:33.654	Best Speed	80.723	On 2 Gp
Lap	Elapsed Time	Lap Time	Lap Speed	
1	2:06.487	2:06.487	59.769	
2	3:40.141	1:33.654	80.723	

9	88 Forest DUNN			
SBKR		Behind	8.666	
Best Time	1:33.831	Best Speed	80.570	On 4 Gp
Lap	Elapsed Time	Lap Time	Lap Speed	
1	1:53.923	1:53.923	66.361	
2	3:30.440	1:36.517	78.328	
3	5:04.823	1:34.383	80.099	
4	6:38.654	1:33.831	80.570	
5	8:12.790	1:34.136	80.309	





SUPERBIKE

Group B Qualifying

Friday, 26 April 2019

DETAILED RESULT

Qualifying Classification

Position

10	78 Dean CAMPBELL	SBKR	Behind	8.794
Best Time	1:33.959	Best Speed	80.461	On 3 Gp
Lap	Elapsed Time	Lap Time	Lap Speed	
1	2:11.670	2:11.670	57.416	
2	3:46.212	1:34.542	79.964	
3	5:20.171	1:33.959	80.461	
4	6:54.456	1:34.285	80.182	
5	8:30.035	1:35.579	79.097	

11	93 Paul CRANSTON	SBKR	Behind	8.910
Best Time	1:34.075	Best Speed	80.361	On 4 Gp
Lap	Elapsed Time	Lap Time	Lap Speed	
1	2:20.923	2:20.923	53.646	
2	3:56.451	1:35.528	79.139	
3	5:32.136	1:35.685	79.009	
4	7:06.211	1:34.075	80.361	
5	8:40.910	1:34.699	79.832	

12	77 Tom WEEDEN	SBKR	Behind	9.151
Best Time	1:34.316	Best Speed	80.156	On 3 Gp
Lap	Elapsed Time	Lap Time	Lap Speed	
1	1:54.825	1:54.825	65.839	
2	3:32.766	1:37.941	77.189	
3	5:07.082	1:34.316	80.156	
4	6:42.436	1:35.354	79.284	
5	8:17.577	1:35.141	79.461	

13	144 Lee HEMBURY	SBKR	Behind	10.171
Best Time	1:35.336	Best Speed	79.298	On 5 Gp
Lap	Elapsed Time	Lap Time	Lap Speed	
1	2:21.420	2:21.420	53.458	
2	4:00.675	1:39.255	76.167	
3	5:40.267	1:39.592	75.910	
4	7:17.940	1:37.673	77.401	
5	8:53.276	1:35.336	79.298	

Qualifying Classification

Position

14	89 Sean SEDDON	SBKR	Behind	11.168
Best Time	1:36.333	Best Speed	78.478	On 2 Gp
Lap	Elapsed Time	Lap Time	Lap Speed	
1	2:03.542	2:03.542	61.194	
2	3:39.875	1:36.333	78.478	
3	5:16.888	1:37.013	77.928	
4	6:53.449	1:36.561	78.292	
5	8:30.814	1:37.365	77.646	

15	92 Noel CARROLL	SBKR	Behind	14.215
Best Time	1:39.380	Best Speed	76.072	On 4 Gp
Lap	Elapsed Time	Lap Time	Lap Speed	
1	2:34.938	2:34.938	48.794	
2	4:15.622	1:40.684	75.086	
3	5:55.061	1:39.439	76.027	
4	7:34.441	1:39.380	76.072	

16	199 Lloyd COLLINS	SBKR	Behind	14.860
Best Time	1:40.025	Best Speed	75.581	On 3 Gp
Lap	Elapsed Time	Lap Time	Lap Speed	
1	2:34.564	2:34.564	48.912	
2	4:17.506	1:42.942	73.439	
3	5:57.531	1:40.025	75.581	
4	7:38.606	1:41.075	74.796	



KDM HIRE COOKSTOWN 100


SUPERBIKE COMBINED QUALIFYING



Pos	Class	No	Name	-----Best Time / Qual Laps-----		Overall Best Time / Speed / Total Qual Laps
				Session A	Session B	
Qualifying Classification						
1	SBKR	82	Derek SHEILS	-----	1:25.165	1:25.165 88.769
2	SBKR	86	Derek McGEE	-----	1:25.299	1:25.299 88.629
3	SBKR	56	Adam McLEAN	1:26.616	-----	1:26.616 87.282
4	SBKR	22	Paul JORDAN	1:26.746	-----	1:26.746 87.151
5	SBKR	65	Michael SWEENEY	-----	1:27.441	1:27.441 86.458
6	SBKR	5	Thomas MAXWELL	-----	1:27.585	1:27.585 86.316
7	SBKR	109	Neil KERNOHAN	-----	1:28.656	1:28.656 85.273
8	SBKR	38	Paul WILLIAMS	1:30.083	-----	1:30.083 83.923
9	SBKR	59	Darryl TWEED	1:31.921	-----	1:31.921 82.245
10	SBKR	64	Stephen McKNIGHT	1:32.276	-----	1:32.276 81.928
11	SBKR	16	Mike BROWNE	1:32.474	-----	1:32.474 81.753
12	SBKR	75	Kevin FITZPATRICK	-----	1:32.545	1:32.545 81.690
13	SBKR	115	Damian HORAN	-----	1:33.544	1:33.544 80.818
14	SBKR	96	Andy FARRELL	-----	1:33.654	1:33.654 80.723
15	SBKR	88	Forest DUNN	-----	1:33.831	1:33.831 80.570
16	SBKR	78	Dean CAMPBELL	-----	1:33.959	1:33.959 80.461
17	SBKR	93	Paul CRANSTON	-----	1:34.075	1:34.075 80.361
18	SBKR	31	Brad VICARS	1:34.226	-----	1:34.226 80.233
19	SBKR	77	Tom WEEDEN	-----	1:34.316	1:34.316 80.156
20	SBKR	144	Lee HEMBURY	-----	1:35.336	1:35.336 79.298
21	SBKR	28	Paul GARTLAND	1:36.307	-----	1:36.307 78.499
22	SBKR	89	Sean SEDDON	-----	1:36.333	1:36.333 78.478
23	SBKR	53	Adrian HARRISON	1:37.112	-----	1:37.112 77.848
24	SBKR	41	Ben REA	1:37.177	-----	1:37.177 77.796
25	SBKR	43	Stephen DEGNAN	1:37.749	-----	1:37.749 77.341
26	SBKR	8	Anthony McCOLGAN	1:38.930	-----	1:38.930 76.418
27	SBKR	92	Noel CARROLL	-----	1:39.380	1:39.380 76.072
28	SBKR	199	Lloyd COLLINS	-----	1:40.025	1:40.025 75.581
29	SBKR	39	Jonathan GORMLEY	1:40.728	-----	1:40.728 75.054

Provisional result to be confirmed by the Stewards of the Meeting subject to completion of technical inspections & the time limit for protests

Page 1 / 1

Circuit	Orritor	Signed	 Chief Timekeeper	Organising Club	Cookstown & District MCC
Length(miles)	2.1000	Issued At:			
Weather					
Track					

KDM HIRE COOKSTOWN 100

SUPERBIKE

Orriotr 2.100 miles

R4: The Royal Hotel Open B


26/04/2019 18:45

Race (6 Laps)

FRIDAY - RACE 4 - OPEN B

2	92	199	39
	A	B	C
1	41	43	8
	A	B	C

POLE POSITION



Promoted by Cookstown and District Motorcycle Club

Orbits

Provisional result to be confirmed by the Stewards of the Meeting subject to the completion of technical inspections and the time limit for protests
MCUI (Ulster Centre) Timing @ www.elaps-timing.com




KDM HIRE COOKSTOWN 100

SUPERBIKE

Orriotr 2.100 miles

R12: KDM Hire Cookstown 100 B


27/04/2019 15:05

Race (6 Laps)

RACE 12 - COOKSTOWN 100 B

2	92	199	39
	A	B	C
1	41	43	8
	A	B	C

POLE POSITION



Promoted by Cookstown and District Motorcycle Club

Orbits

Provisional result to be confirmed by the Stewards of the Meeting subject to the completion of technical inspections and the time limit for protests
MCUI (Ulster Centre) Timing @ www.elaps-timing.com




KDM HIRE COOKSTOWN 100

SUPERBIKE

Race 2 - The Royal Hotel Open B


Friday, 26 April 2019



Pos	Class	No	Name	Machine / Sponsor	Gp	Lap	Total Time	Behind	Speed	-----Best Lap-----		
										Time	Speed	On
Race Classification												
1	SBKR	41	Ben REA	Kawasaki 600 - Steadplan Primus Racing	a	4	7:17.521		69.117	1:45.641	71.563	3
2	SBKR	199	Lloyd COLLINS	Honda 600 - Warren Drives	a	4	7:21.286	3.765	68.527	1:47.964	70.023	3
3	SBKR	39	Jonathan GORMLEY	Kawasaki	a	4	7:25.071	7.550	67.944	1:48.518	69.666	4
4	SBKR	92	Noel CARROLL	Yamaha 600	a	4	7:46.111	28.590	64.877	1:52.525	67.185	4
5	SBKR	43	Stephen DEGNAN	Kawasaki 600	a	4	7:50.438	32.917	64.281	1:55.754	65.311	3
Fastest Lap												
	SBKR	41	Ben REA	Kawasaki 600 - Steadplan Primus Racing						1:45.641	71.563	3

Provisional result to be confirmed by the Stewards of the Meeting subject to completion of technical inspections & the time limit for protests

Page 1 / 1

Circuit	Orritor	Signed		Organising Club	Cookstown & District MCC
Length(miles)	2.1000		Chief Timekeeper	Race Started	19:35
Weather	Cloudy	Issued At:	19:48		
Track	Wet				



SUPERBIKE

Race 2 - The Royal Hotel Open B

Friday, 26 April 2019

DETAILED RESULT

Race Classification

1 41 Ben REA

Total Time **7:17.521** Avg Speed **69.117** Behind
 Best Time **1:45.641** Best Speed **71.563** On **3** Gp **a**

Lap	Elapsed Time	Lap Time	Lap Speed
1	1:56.244	1:56.244	65.036
2	3:45.342	1:49.098	69.295
3	5:30.983	1:45.641	71.563
4	7:17.521	1:46.538	70.961

2 199 Lloyd COLLINS

Total Time **7:21.286** Avg Speed **68.527** Behind **3.765**
 Best Time **1:47.964** Best Speed **70.023** On **3** Gp **a**

Lap	Elapsed Time	Lap Time	Lap Speed
1	1:55.536	1:55.536	65.434
2	3:44.908	1:49.372	69.122
3	5:32.872	1:47.964	70.023
4	7:21.286	1:48.414	69.733

3 39 Jonathan GORMLEY

Total Time **7:25.071** Avg Speed **67.944** Behind **7.550**
 Best Time **1:48.518** Best Speed **69.666** On **4** Gp **a**

Lap	Elapsed Time	Lap Time	Lap Speed
1	1:55.190	1:55.190	65.631
2	3:47.666	1:52.476	67.214
3	5:36.553	1:48.887	69.430
4	7:25.071	1:48.518	69.666

4 92 Noel CARROLL

Total Time **7:46.111** Avg Speed **64.877** Behind **28.590**
 Best Time **1:52.525** Best Speed **67.185** On **4** Gp **a**

Lap	Elapsed Time	Lap Time	Lap Speed
1	2:02.215	2:02.215	61.858
2	3:58.382	1:56.167	65.079
3	5:53.586	1:55.204	65.623
4	7:46.111	1:52.525	67.185

5 43 Stephen DEGNAN

Total Time **7:50.438** Avg Speed **64.281** Behind **32.917**
 Best Time **1:55.754** Best Speed **65.311** On **3** Gp **a**

Lap	Elapsed Time	Lap Time	Lap Speed
1	2:01.313	2:01.313	62.318
2	3:57.551	1:56.238	65.039
3	5:53.305	1:55.754	65.311
4	7:50.438	1:57.133	64.542





1

No	Name	Gp	Time of Day	Lap Time
39	Jonathan GORMLEY	a	19:37:53.781	1:55.190
199	Lloyd COLLINS	a	19:37:54.127	1:55.536
41	Ben REA	a	19:37:54.835	1:56.244
43	Stephen DEGNAN	a	19:37:59.904	2:01.313
92	Noel CARROLL	a	19:38:00.806	2:02.215

2

No	Name	Gp	Time of Day	Lap Time
199	Lloyd COLLINS	a	19:39:43.499	1:49.372
41	Ben REA	a	19:39:43.933	1:49.098
39	Jonathan GORMLEY	a	19:39:46.257	1:52.476
43	Stephen DEGNAN	a	19:39:56.142	1:56.238
92	Noel CARROLL	a	19:39:56.973	1:56.167

3

No	Name	Gp	Time of Day	Lap Time
41	Ben REA	a	19:41:29.574	1:45.641
199	Lloyd COLLINS	a	19:41:31.463	1:47.964
39	Jonathan GORMLEY	a	19:41:35.144	1:48.887
43	Stephen DEGNAN	a	19:41:51.896	1:55.754
92	Noel CARROLL	a	19:41:52.177	1:55.204

4

No	Name	Gp	Time of Day	Lap Time
41	Ben REA	a	19:43:16.112	1:46.538
199	Lloyd COLLINS	a	19:43:19.877	1:48.414
39	Jonathan GORMLEY	a	19:43:23.662	1:48.518
92	Noel CARROLL	a	19:43:44.702	1:52.525
43	Stephen DEGNAN	a	19:43:49.029	1:57.133