



COOKSTOWN 100

Friday 27th & Saturday 28th April 2018

promoted by Cookstown & District MCC
www.cookstown100.com

**BRAESIDE BAR & RESTAURANT
SUPERSPORT INVITATION
&
MID ULSTER DISTRICT COUNCIL
SUPERSPORT A**



Comhairle Ceantair
Lár Uladh
Mid Ulster
District Council

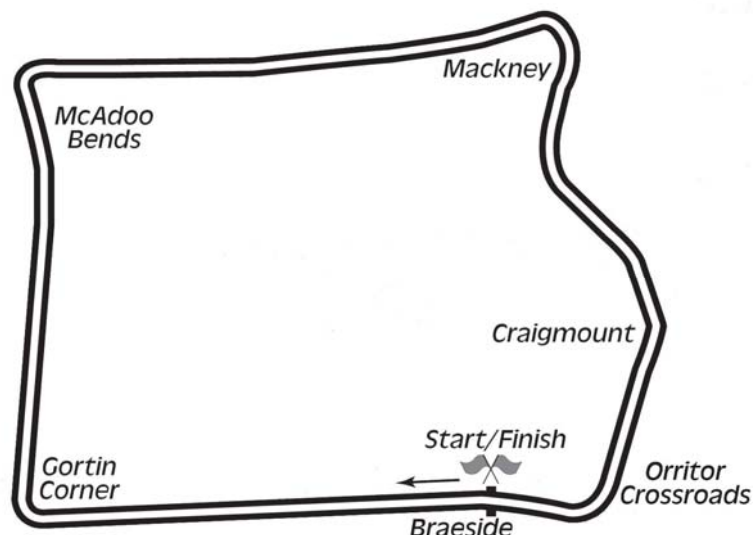


2&4
WHEEL MOTORSPORT
STEERING GROUP LTD.

BBC SPORT NI



Orritor Circuit 2.1 miles



LAP RECORDS

Class	Rider	Machine	m s	mph	Year
125cc	William Dunlop	Honda	1 34.755	79.785	2010
Moto 3	Sam Wilson	Honda 250	1 36.741	78.147	2017
250cc	William Dunlop	Honda	1 29.658	84.320	2009
Lightweight Supersport	Darryl Tweed	Kawasaki 400	1 34.604	79.912	2016
Supertwin	James Cowton	Kawasaki	1 29.657	84.321	2015
Supersport	Michael Dunlop	Yamaha	1 24.783	89.169	2011
Superbike	Michael Dunlop	Honda	1 22.641	91.480	2013
Senior Support	Gary Robinson	Yamaha 600	1 29.956	84.041	2007
Junior Support	Joseph Loughlin	Kawasaki 650	1 30.965	83.109	2017
Classic 1000cc	Wattie Brown	Norton 920	1 40.273	75.394	2006
Classic 500cc	Neill McWhirter	Norton	1 41.491	74.489	2010
Classic 350cc	Paul Coward	Honda	1 43.421	73.099	2004
Classic 250cc	Geoff McMullan	Suzuki	1 47.294	70.461	2006
Forgotten Era	Anthony McColgan	Bimota 750	1 37.178	77.795	2016

MOST WINS at COOKSTOWN 100

Ryan Farquhar	26	1996-12 (400-1, 450-2, STWN-4, SSP-5, SBK-13, SJUN-1)
Ray McCullough	14	1967-79 (250-8, 350-3, 500-3)
William Dunlop	14	2006-17 (125-3, 250-5, SSP-5, SBK B-1)
Joey Dunlop	11	1977-98 (125-1, 250-4, 350-2, 500-2, SSP-1, SBK-1)
Robert Dunlop	11	1985-08 (125-7, 250-1, 250 B-1, 350-1, SBK-1)
Phillip McCallen	10	1987-96 (250-3, 350-1, SSP-2, SBK-4)
Michael Dunlop	9	2006-15 (125-1, 250-1, STWN-2, STWN B-1, SSP-1, SBK-2, SJUN-1)
Barry Davidson	9	2007-17 (250-1, C350-5, C500-3)
Courtney Junk	8	1974-83 (200-2, 250-4, 350-1, 500-1)
Mervyn Elwood	8	1987-97 (C500-5, C1000-3)

MOST WINS AT ALL IRISH ROAD RACE MEETINGS (after East Coast Races 2017)

Ryan Farquhar	211	1995-16
Joey Dunlop	156	1971-00
Robert Dunlop	135	1980-08
William Dunlop	119	2005-17
Ray McCullough	109	1960-82
Phillip McCallen	109	1987-99
Michael Dunlop	101	2006-17
Brian Reid	78	1980-94
Darran Lindsay	74	1999-06
James Courtney	66	1992-99

KDM HIRE COOKSTOWN 100
Sorted on best lap time
SUPERSPORT
Orritor 2.100 miles
Supersport Group A Qualifying
27/04/2018 15:38
Practice started at 15:25:34

Pos	Class	No.	Name	T	Machine	Team/Sponsor	Best Tm	Diff	Gap	Best Speed	In Lap	Laps	2nd Best
1	SSPR	52	James COWTON		Kawasaki	McAdoo Kawasaki Racing	1:27.106			86.791	5	5	1:28.648
2	SSPR	3	Michael DUNLOP		Honda	MD Racing	1:27.195	0.089	0.089	86.702	5	6	1:28.999
3	SSPR	6	William DUNLOP		Yamaha	Temple Golf Club/Caffrey Rai	1:27.348	0.242	0.153	86.550	5	5	1:27.717
4	SSPR	22	Paul JORDAN		Yamaha	Paul Jordan Racing	1:28.236	1.130	0.888	85.679	5	6	1:28.343
5	SSPR	14	Daniel COOPER		Honda	Dan Cooper Motorsport	1:29.710	2.604	1.474	84.272	5	6	1:30.363
6	SSPR	27	Joseph LOUGHLIN		Kawasaki	G2-Tech	1:29.927	2.821	0.217	84.068	2	6	1:30.625
7	SSPR	10	James CHAWKE		Kawasaki		1:30.910	3.804	0.983	83.159	4	6	1:31.059
8	SSPR	29	Adam LYON		Yamaha		1:31.431	4.325	0.521	82.685	3	6	1:32.521
9	SSPR	51	Marc IRONSIDE		Kawasaki		1:31.511	4.405	0.080	82.613	5	6	1:32.482
10	SSPR	38	Paul WILLIAMS		Triumph 675		1:31.644	4.538	0.133	82.493	3	6	1:32.401
11	SSPR	24	Graham KENNEDY		Yamaha	O D Racing	1:32.130	5.024	0.486	82.058	5	6	1:32.280
12	SSPR	34	Daniel METTAM		Yamaha	McKinstry Racing	1:32.190	5.084	0.060	82.005	4	6	1:32.638
13	SSPR	119	Kris DUNCAN		Kawasaki		1:32.221	5.115	0.031	81.977	5	6	1:32.596
14	SSPR	42	Richard CHARLTON		Yamaha		1:32.565	5.459	0.344	81.672	5	6	1:32.843
15	SSPR	11	Dominic HERBERTSON		Kawasaki	WH Racing	1:32.802	5.696	0.237	81.464	3	6	1:33.252
16	SSPR	23	Michal DOKOUPIL		Yamaha	DAS Trans Racing	1:32.828	5.722	0.026	81.441	5	6	1:34.334
17	SSPR	54	Sam JOHNSON		Kawasaki	Colin Dunlop Racing	1:33.177	6.071	0.349	81.136	4	6	1:33.612
18	SSPR	26	Dennis BOOTH		Suzuki		1:35.191	8.085	2.014	79.419	5	6	1:35.216
19	SSPR	43	Stephen DEGNAN		Kawasaki		1:38.010	10.904	2.819	77.135	5	6	1:39.313

Announcements

Weather: Cloudy / Track: Dry

Promoted by Cookstown and District Motor Cycle Club

Orbits

 Provisional result to be confirmed by the Stewards of the Meeting subject to the completion of technical inspections and the time limit for protests
 MCUI (Ulster Centre) Timing & www.elaps-timing.com




Printed: 27/04/2018 15:41:21

KDM HIRE COOKSTOWN 100

SUPERSPORT

Orritor 2.100 miles

Supersport Group A Qualifying

27/04/2018 15:38

Practice started at 15:25:34

			2	1:32.738	+1.828	3	1:32.596	+0.375	4	1:39.313	+1.303
			3	1:31.059	+0.149	4	1:32.789	+0.568	5	1:38.010	
(52) James COWTON			4	1:30.910		5	1:32.221		6	1:57.141	+19.131
1	2:28.540	+1:01.434	5	1:31.681	+0.771	6	1:51.238	+19.017			
2	1:29.220	+2.114									
3	1:29.252	+2.146									
4	1:28.648	+1.542									
5	1:27.106										
			(29) Adam LYON			(42) Richard CHARLTON					
			1	2:18.184	+46.753	1	2:14.612	+42.047			
			2	1:33.340	+1.909	2	1:34.607	+2.042			
(3) Michael DUNLOP			3	1:31.431		3	1:33.321	+0.756			
1	3:09.259	+1:42.064	4	1:32.612	+1.181	4	1:32.843	+0.278			
2	1:41.003	+13.808	5	1:32.521	+1.090	5	1:32.565				
3	1:28.999	+1.804	6	1:50.242	+18.811	6	1:52.161	+19.596			
4	1:39.836	+12.641									
5	1:27.195										
6	1:53.645	+26.450									
			(51) Marc IRONSIDE			(11) Dominic HERBERTSON					
			1	2:18.587	+47.076	1	2:12.946	+40.144			
			2	1:35.052	+3.541	2	1:34.154	+1.352			
(6) William DUNLOP			3	1:32.559	+1.048	3	1:32.802				
1	2:57.820	+1:30.472	4	1:32.482	+0.971	4	1:33.252	+0.450			
2	1:28.961	+1.613	5	1:31.511		5	1:33.683	+0.881			
3	1:27.717	+0.369	6	1:52.137	+20.626	6	1:54.544	+21.742			
4	1:43.508	+16.160									
5	1:27.348										
			(38) Paul WILLIAMS			(23) Michal DOKOUPIL					
			1	2:34.274	+1:02.630	1	2:15.837	+43.009			
			2	1:35.168	+3.524	2	1:35.343	+2.515			
(22) Paul JORDAN			3	1:31.644		3	1:34.334	+1.506			
1	2:07.474	+39.238	4	1:32.401	+0.757	4	1:34.410	+1.582			
2	1:29.269	+1.033	5	1:32.811	+1.167	5	1:32.828				
3	1:29.175	+0.939	6	2:01.801	+30.157	6	1:50.059	+17.231			
4	1:28.343	+0.107									
5	1:28.236										
6	1:55.881	+27.645									
			(24) Graham KENNEDY			(54) Sam JOHNSON					
			1	2:09.263	+37.133	1	2:24.932	+51.755			
			2	1:33.265	+1.135	2	1:34.002	+0.825			
(14) Daniel COOPER			3	1:32.738	+0.608	3	1:36.423	+3.246			
1	2:17.552	+47.842	4	1:32.280	+0.150	4	1:33.177				
2	1:34.564	+4.854	5	1:32.130		5	1:33.612	+0.435			
3	1:33.513	+3.803	6	1:53.412	+21.282	6	2:00.452	+27.275			
4	1:30.363	+0.653									
5	1:29.710										
6	1:47.966	+18.256									
			(34) Daniel METTAM			(26) Dennis BOOTH					
			1	2:13.859	+41.669	1	2:41.276	+1:06.085			
			2	1:34.708	+2.518	2	1:36.397	+1.206			
(27) Joseph LOUGHLIN			3	1:32.914	+0.724	3	1:35.805	+0.614			
1	2:09.382	+39.455	4	1:32.190		4	1:35.216	+0.025			
2	1:29.927		5	1:32.638	+0.448	5	1:35.191				
3	1:58.949	+29.022	6	1:51.093	+18.903	6	2:02.428	+27.237			
4	1:30.872	+0.945									
5	1:30.625	+0.698									
6	1:51.679	+21.752									
			(119) Kris DUNCAN			(43) Stephen DEGNAN					
			1	2:19.111	+46.890	1	2:15.386	+37.376			
(10) James CHAWKE			2	1:37.108	+4.887	2	1:41.355	+3.345			
1	2:10.036	+39.126									

Promoted by Cookstown and District Motor Cycle Club

Orbits

Provisional result to be confirmed by the Stewards of the Meeting subject to the completion of technical inspections and the time limit for protests
MCUI (Ulster Centre) Timing & www.elaps-timing.com




KDM HIRE COOKSTOWN 100
Sorted on best lap time
SUPERSPORT
Orritor 2.100 miles
Supersport Group B Qualifying
27/04/2018 15:56
Practice started at 15:39:02

Pos	Class	No.	Name	T	Machine	Team/Sponsor	Best Tm	Diff	Gap	Best Speed	In Lap	Laps	2nd Best
1	SSPR	82	Derek SHEILS		Yamaha		1:26.243			87.659	5	5	1:27.138
2	SSPR	56	Adam McLEAN		Kawasaki	McAdoo Kawasaki Racing	1:26.338	0.095	0.095	87.563	5	5	1:27.411
3	SSPR	86	Derek McGEE		Kawasaki	B & W Racing	1:26.515	0.272	0.177	87.384	4	6	1:26.689
4	SSPR	65	Michael SWEENEY		Yamaha		1:27.582	1.339	1.067	86.319	5	6	1:28.130
5	SSPR	111	Brian McCORMACK		Yamaha		1:29.951	3.708	2.369	84.046	5	6	1:30.508
6	SSPR	74	Davey TODD		Honda	Cookstown BE Racing	1:30.294	4.051	0.343	83.726	5	5	1:30.551
7	SSPR	126	Mike NORBURY		Kawasaki		1:30.385	4.142	0.091	83.642	5	6	1:31.285
8	SSPR	96	Andy FARRELL		Kawasaki		1:30.681	4.438	0.296	83.369	5	6	1:32.015
9	SSPR	109	Neil KERNOHAN		Yamaha	Logan Racing	1:30.935	4.692	0.254	83.136	5	6	1:32.356
10	SSPR	59	Darryl TWEED		Triumph 675	M & D Racing	1:31.038	4.795	0.103	83.042	4	6	1:31.256
11	SSPR	63	Tom ROBINSON		Kawasaki		1:31.103	4.860	0.065	82.983	5	6	1:32.070
12	SSPR	71	Davy MORGAN		Kawasaki	DM71	1:31.662	5.419	0.559	82.477	5	6	1:32.209
13	SSPR	78	Dean CAMPBELL		Kawasaki	AMK/DC Racing	1:31.701	5.458	0.039	82.442	5	5	1:31.912
14	SSPR	68	Gareth EVANS		Yamaha	Joe Evans Garage	1:32.174	5.931	0.473	82.019	4	6	1:33.144
15	SSPR	60	Darren COOPER		Kawasaki	Team DCR	1:32.392	6.149	0.218	81.825	4	6	1:33.022
16	SSPR	93	Paul CRANSTON		Yamaha	P & J Fuel Haulage	1:33.793	7.550	1.401	80.603	5	6	1:34.374
17	SSPR	88	Forest DUNN		Triumph 675	Forest Dunn Racing	1:33.892	7.649	0.099	80.518	5	6	1:35.894
18	SSPR	170	Paul MACKEY		Kawasaki		1:36.324	10.081	2.432	78.485	4	6	1:36.593
19	SSPR	66	Alan JOHNSTON		Kawasaki	BES Contracts	1:36.915	10.672	0.591	78.007	4	6	1:37.085
20	SSPR	155	Morgan GOVIGNON		Kawasaki		1:38.398	12.155	1.483	76.831	5	6	1:38.563
21	SSPR	92	Noel CARROLL		Yamaha		1:39.873	13.630	1.475	75.696	5	6	1:40.534
22	SSPR	99	Paul FALLON		Yamaha		1:39.998	13.755	0.125	75.602	4	6	1:40.409
23	SSPR	75	Kevin FITZPATRICK		Kawasaki	Bert Racing	2:21.784	55.541	41.786	53.321	1	2	8:49.464

Announcements

Weather: Cloudy / Track: Dry

Promoted by Cookstown and District Motor Cycle Club

Orbits

 Provisional result to be confirmed by the Stewards of the Meeting subject to the completion of technical inspections and the time limit for protests
 MCUI (Ulster Centre) Timing & www.elaps-timing.com



KDM HIRE COOKSTOWN 100

SUPERSPORT

Orritor 2.100 miles

Supersport Group B Qualifying

27/04/2018 15:56

Practice started at 15:39:02

(82) Derek SHEILS	3	1:31.285	+0.900	4	1:31.912	+0.211	6	2:02.005	+25.090
	4	1:31.372	+0.987	5	1:31.701				
	5	1:30.385					(155) Morgan GOVIGNON		
	6	2:01.459	+31.074	(68) Gareth EVANS			1	2:40.491	+1:02.093
1	2:09.757	+43.514		1	2:23.709	+51.535	2	1:40.581	+2.183
2	1:28.463	+2.220		2	1:34.817	+2.643	3	1:39.089	+0.691
3	1:27.138	+0.895		3	1:35.396	+3.222	4	1:38.563	+0.165
4	1:27.187	+0.944		4	1:32.174		5	1:38.398	
5	1:28.243			5	1:33.144	+0.970	6	1:55.561	+17.163
			(96) Andy FARRELL	6	2:00.141	+27.967			
(56) Adam McLEAN	1	2:30.195	+59.514	(60) Darren COOPER			(92) Noel CARROLL		
	2	1:33.746	+3.065	1	2:18.700	+46.308	1	2:40.127	+1:00.254
	3	1:32.015	+1.334	2	1:34.924	+2.532	2	1:43.818	+3.945
	4	1:33.151	+2.470	3	1:33.453	+1.061	3	1:41.905	+2.032
	5	1:30.681		4	1:32.392		4	1:40.534	+0.661
	6	2:07.210	+36.529	5	1:33.022	+0.630	5	1:39.873	
			(109) Neil KERNOHAN	6	2:01.648	+29.256	6	2:03.928	+24.055
			1	2:27.891	+56.956		(99) Paul FALLON		
(86) Derek McGEE	2	1:34.647	+3.712	2	1:34.924	+2.532	1	2:31.094	+51.096
	3	1:32.356	+1.421	3	1:33.453	+1.061	2	1:42.375	+2.377
	4	1:33.731	+2.796	4	1:32.392		3	1:40.409	+0.411
	5	1:30.935		5	1:33.022	+0.630	4	1:39.998	
	6	2:01.289	+30.354	6	2:01.648	+29.256	5	1:40.717	+0.719
			(59) Darryl TWEED				6	1:52.914	+12.916
			1	2:16.202	+45.164	(93) Paul CRANSTON			
(65) Michael SWEENEY	2	1:32.144	+1.106	2	1:36.191	+2.398	1	2:31.094	+51.096
	3	1:31.726	+0.688	3	1:36.147	+2.354	2	1:42.375	+2.377
	4	1:31.038		4	1:34.374	+0.581	3	1:40.409	+0.411
	5	1:31.256	+0.218	5	1:33.793		4	1:39.998	
	6	2:05.315	+34.277	6	1:59.571	+25.778	5	1:40.717	+0.719
			(63) Tom ROBINSON				6	1:52.914	+12.916
			1	2:29.411	+58.308	(88) Forest DUNN			
(111) Brian McCORMACK	2	1:32.278	+1.175	2	1:36.191	+2.398	1	2:21.784	
	3	1:32.451	+1.348	3	1:36.147	+2.354	2	1:42.375	+2.377
	4	1:32.070	+0.967	4	1:34.374	+0.581	3	1:40.409	+0.411
	5	1:31.103		5	1:33.793		4	1:39.998	
	6	1:59.125	+28.022	6	1:59.571	+25.778	5	1:40.717	+0.719
			(71) Davy MORGAN				6	1:52.914	+12.916
			1	2:22.723	+51.061	(88) Forest DUNN			
(74) Davey TODD	2	1:35.499	+3.837	2	1:36.191	+2.398	1	2:21.784	
	3	1:34.831	+3.169	3	1:36.147	+2.354	2	1:42.375	+2.377
	4	1:32.209	+0.547	4	1:34.374	+0.581	3	1:40.409	+0.411
	5	1:31.662		5	1:33.793		4	1:39.998	
	6	2:01.139	+29.477	6	1:59.571	+25.778	5	1:40.717	+0.719
			(78) Dean CAMPBELL				6	1:52.914	+12.916
(126) Mike NORBURY	1	2:06.509	+34.808	1	2:21.361	+52.417			
	2	1:32.569	+0.868	2	1:36.191	+2.398	1	2:31.094	+51.096
	3	1:31.938	+0.237	3	1:36.147	+2.354	2	1:42.375	+2.377
				4	1:34.374	+0.581	3	1:40.409	+0.411
				5	1:33.793		4	1:39.998	
				6	1:59.571	+25.778	5	1:40.717	+0.719
							6	1:52.914	+12.916
				(88) Forest DUNN			(75) Kevin FITZPATRICK		
				1	2:21.361	+47.469	1	2:21.784	
				2	1:36.506	+2.614	2	1:42.375	+2.377
				3	1:36.813	+2.921	3	1:40.409	+0.411
				4	1:35.894	+2.002	4	1:39.998	
				5	1:33.892		5	1:40.717	+0.719
				6	1:58.316	+24.424	6	1:52.914	+12.916
				(170) Paul MACKEY					
				1	2:32.497	+56.173			
				2	1:40.093	+3.769			
				3	1:36.593	+0.269			
				4	1:36.324				
				5	1:36.639	+0.315			
				6	2:01.498	+25.174			
				(66) Alan JOHNSTON					
				1	2:18.555	+41.640			
				2	1:37.436	+0.521			
				3	1:37.551	+0.636			
				4	1:36.915				
				5	1:37.085	+0.170			

Promoted by Cookstown and District Motor Cycle Club

Orbits

Provisional result to be confirmed by the Stewards of the Meeting subject to the completion of technical inspections and the time limit for protests
MCUI (Ulster Centre) Timing & www.elaps-timing.com




KDM HIRE COOKSTOWN 100
SUPERSPORT
Orritor 2.100 miles
SUPERSPORT COMBINED QUALIFYING

Pos	Class	No.	Name	T	Machine	Team/Sponsor	Overall BestTm	Diff	Gap	R1. Best Tm	R2. Best Tm	2nd Overall Time
1	SSPR	82	Derek SHEILS		Yamaha		1:26.243				1:26.243	1:27.138
2	SSPR	56	Adam McLEAN		Kawasaki	McAdoo Kawasaki Racing	1:26.338	0.095	0.095		1:26.338	1:27.411
3	SSPR	86	Derek McGEE		Kawasaki	B & W Racing	1:26.515	0.272	0.177		1:26.515	1:26.689
4	SSPR	52	James COWTON		Kawasaki	McAdoo Kawasaki Racing	1:27.106	0.863	0.591	1:27.106		1:28.648
5	SSPR	3	Michael DUNLOP		Honda	MD Racing	1:27.195	0.952	0.089	1:27.195		1:28.999
6	SSPR	6	William DUNLOP		Yamaha	Temple Golf Club/Caffrey Ra	1:27.348	1.105	0.153	1:27.348		1:27.717
7	SSPR	65	Michael SWEENEY		Yamaha		1:27.582	1.339	0.234		1:27.582	1:28.130
8	SSPR	22	Paul JORDAN		Yamaha	Paul Jordan Racing	1:28.236	1.993	0.654	1:28.236		1:28.343
9	SSPR	14	Daniel COOPER		Honda	Dan Cooper Motorsport	1:29.710	3.467	1.474	1:29.710		1:30.363
10	SSPR	27	Joseph LOUGHLIN		Kawasaki	G2-Tech	1:29.927	3.684	0.217	1:29.927		1:30.625
11	SSPR	111	Brian McCORMACK		Yamaha		1:29.951	3.708	0.024		1:29.951	1:30.508
12	SSPR	74	Davey TODD		Honda	Cookstown BE Racing	1:30.294	4.051	0.343		1:30.294	1:30.551
13	SSPR	126	Mike NORBURY		Kawasaki		1:30.385	4.142	0.091		1:30.385	1:31.285
14	SSPR	96	Andy FARRELL		Kawasaki		1:30.681	4.438	0.296		1:30.681	1:32.015
15	SSPR	10	James CHAWKE		Kawasaki		1:30.910	4.667	0.229	1:30.910		1:31.059
16	SSPR	109	Neil KERNOHAN		Yamaha	Logan Racing	1:30.935	4.692	0.025		1:30.935	1:32.356
17	SSPR	59	Darryl TWEED		Triumph 675	M & D Racing	1:31.038	4.795	0.103		1:31.038	1:31.256
18	SSPR	63	Tom ROBINSON		Kawasaki		1:31.103	4.860	0.065		1:31.103	1:32.070
19	SSPR	29	Adam LYON		Yamaha		1:31.431	5.188	0.328	1:31.431		1:32.521
20	SSPR	51	Marc IRONSIDE		Kawasaki		1:31.511	5.268	0.080	1:31.511		1:32.482
21	SSPR	38	Paul WILLIAMS		Triumph 675		1:31.644	5.401	0.133	1:31.644		1:32.401
22	SSPR	71	Davy MORGAN		Kawasaki	DM71	1:31.662	5.419	0.018		1:31.662	1:32.209
23	SSPR	78	Dean CAMPBELL		Kawasaki	AMK/DC Racing	1:31.701	5.458	0.039		1:31.701	1:31.912
24	SSPR	24	Graham KENNEDY		Yamaha	O D Racing	1:32.130	5.887	0.429	1:32.130		1:32.280
25	SSPR	68	Gareth EVANS		Yamaha	Joe Evans Garage	1:32.174	5.931	0.044		1:32.174	1:33.144
26	SSPR	34	Daniel METTAM		Yamaha	McKinstry Racing	1:32.190	5.947	0.016	1:32.190		1:32.638
27	SSPR	119	Kris DUNCAN		Kawasaki		1:32.221	5.978	0.031	1:32.221		1:32.596
28	SSPR	60	Darren COOPER		Kawasaki	Team DCR	1:32.392	6.149	0.171		1:32.392	1:33.022
29	SSPR	42	Richard CHARLTON		Yamaha		1:32.565	6.322	0.173	1:32.565		1:32.843
30	SSPR	11	Dominic HERBERTSON		Kawasaki	WH Racing	1:32.802	6.559	0.237	1:32.802		1:33.252
31	SSPR	23	Michal DOKOUPIL		Yamaha	DAS Trans Racing	1:32.828	6.585	0.026	1:32.828		1:34.334
32	SSPR	54	Sam JOHNSON		Kawasaki	Collin Dunlop Racing	1:33.177	6.934	0.349	1:33.177		1:33.612
33	SSPR	93	Paul CRANSTON		Yamaha	P & J Fuel Haulage	1:33.793	7.550	0.616		1:33.793	1:34.374
34	SSPR	88	Forest DUNN		Triumph 675	Forest Dunn Racing	1:33.892	7.649	0.099		1:33.892	1:35.894
35	SSPR	26	Dennis BOOTH		Suzuki		1:35.191	8.948	1.299	1:35.191		1:35.216
36	SSPR	170	Paul MACKEY		Kawasaki		1:36.324	10.081	1.133		1:36.324	1:36.593
37	SSPR	66	Alan JOHNSTON		Kawasaki	BES Contracts	1:36.915	10.672	0.591		1:36.915	1:37.085
38	SSPR	43	Stephen DEGNAN		Kawasaki		1:38.010	11.767	1.095	1:38.010		1:39.313
39	SSPR	155	Morgan GOVIGNON		Kawasaki		1:38.398	12.155	0.388		1:38.398	1:38.563
40	SSPR	92	Noel CARROLL		Yamaha		1:39.873	13.630	1.475		1:39.873	1:40.534
41	SSPR	99	Paul FALLON		Yamaha		1:39.998	13.755	0.125		1:39.998	1:40.409
42	SSPR	75	Kevin FITZPATRICK		Kawasaki	Bert Racing	2:21.784	55.541	41.786		2:21.784	8:49.464

Short Name

Short Name

R1. SUPERSPORT - Supersport Group A Qualifying

R2. SUPERSPORT - Supersport Group B Qualifying

R3. SUPERSPORT - Supersport Group C Qualifying

Promoted by Cookstown and District Motor Cycle Club
Orbits

Provisional result to be confirmed by the Stewards of the Meeting subject to the completion of technical inspections and the time limit for protests
 MCUI (Ulster Centre) Timing & www.elaps-timing.com




KDM HIRE COOKSTOWN 100

SUPERSPORT

Orritor 2.100 miles

R2: Braeside Bar & Restaurant Supersport Invitation

27/04/2018 20:00

Race (7 Laps)

FRIDAY - RACE 2 - SUPERSPORT INVITATION

10	11 A	23 B	68 C
9	71 A	78 B	
8			
7	59 A	38 B	
6	126 A	96 B	109 C
5	14 A	111 B	74 C
4			
3	65 A	22 B	
2	52 A	3 B	6 C
1	82 A	56 B	86 C

POLE POSITION

Promoted by Cookstown and District Motor Cycle Club

Orbits

Provisional result to be confirmed by the Stewards of the Meeting subject to the completion of technical inspections and the time limit for protests
MCUI (Ulster Centre) Timing & www.elaps-timing.com




KDM HIRE COOKSTOWN 100

SUPERSPORT

Orritor 2.100 miles

R3: Mid Ulster District Council Supersport A


28/04/2018 11:20

Race (7 Laps)

RACE 3 - SUPERSPORT A

11	78 A		
10	51 A	38 B	71 C
9	59 A	63 B	29 C
8			
7	10 A	109 B	
6	74 A	126 B	96 C
5	14 A	27 B	111 C
4			
3	65 A	22 B	
2	52 A	3 B	6 C
1	82 A	56 B	86 C

POLE POSITION



Promoted by Cookstown and District Motor Cycle Club

Orbits

Provisional result to be confirmed by the Stewards of the Meeting subject to the completion of technical inspections and the time limit for protests
MCUI (Ulster Centre) Timing & www.elaps-timing.com




KDM HIRE COOKSTOWN 100

SUPERSPORT

Race 2 - Braeside Bar & Restaurant Supersport Invitation

Saturday, 28 April 2018



Pos	Class	No	Name	Machine / Sponsor	Gp	Lap	Total Time	Behind	Speed	-----Best Lap-----		
										Time	Speed	On
Race Classification												
1	SSPR	3	Michael DUNLOP	Honda - MD Racing	a	7	10:21.507		85.148	1:27.313	86.585	7
2	SSPR	56	Adam McLEAN	Kawasaki - McAdoo Kawasaki Racing	a	7	10:24.376	2.869	84.757	1:28.041	85.869	2
3	SSPR	52	James COWTON	Kawasaki - McAdoo Kawasaki Racing	a	7	10:24.459	2.952	84.745	1:27.686	86.217	7
4	SSPR	82	Derek SHEILS	Yamaha	a	7	10:24.658	3.151	84.718	1:28.220	85.695	2
5	SSPR	65	Michael SWEENEY	Yamaha - MJR Racing	a	7	10:25.090	3.583	84.660	1:27.812	86.093	7
6	SSPR	22	Paul JORDAN	Yamaha - Paul Jordan Racing	a	7	10:28.142	6.635	84.248	1:28.126	85.786	3
7	SSPR	74	Davey TODD	Honda - Cookstown BE Racing	b	7	10:31.380	9.873	83.816	1:28.886	85.053	4
8	SSPR	14	Daniel COOPER	Honda - Dan Cooper Motorsport	b	7	10:35.668	14.161	83.251	1:29.652	84.326	6
9	SSPR	59	Darryl TWEED	Triumph 675 - M & D Racing	b	7	10:48.006	26.499	81.666	1:31.148	82.942	2
10	SSPR	38	Paul WILLIAMS	Triumph 675	b	7	10:54.250	32.743	80.887	1:32.325	81.885	7
11	SSPR	11	Dominic HERBERTSON	Kawasaki - WH Racing	c	7	10:59.070	37.563	80.295	1:32.232	81.967	2
12	SSPR	96	Andy FARRELL	Kawasaki	b	7	11:06.912	45.405	79.351	1:31.392	82.721	2
13	SSPR	109	Neil KERNOHAN	Yamaha - Logan Racing	b	7	11:08.537	47.030	79.158	1:32.466	81.760	2
14	SSPR	78	Dean CAMPBELL	Kawasaki - AMK/DC Racing	b	7	11:10.122	48.615	78.971	1:32.868	81.406	2
15	SSPR	23	Michal DOKOUPIL	Yamaha - DAS Trans Racing	c	7	11:13.453	51.946	78.580	1:34.790	79.755	2
16	SSPR	68	Gareth EVANS	Yamaha - Joe Evans Garage	c	7	11:13.549	52.042	78.569	1:33.311	81.019	6

Fastest Lap


SSPR	3	Michael DUNLOP	Honda - MD Racing							1:27.313	86.585	7
------	---	----------------	-------------------	--	--	--	--	--	--	----------	--------	---

Not Classified

DNF	SSPR	111	Brian McCORMACK	Yamaha	b	2	3:07.633		80.583	1:31.300	82.804	2
DNF	SSPR	6	William DUNLOP	Yamaha - Temple Golf Club/Caffrey Racing	a	1	1:36.824		78.080	1:36.824	78.080	1

Provisional result to be confirmed by the Stewards of the Meeting subject to completion of technical inspections & the time limit for protests

Page 1 / 1

Circuit	Orritor	Signed		Organising Club	Cookstown & District MCC
Length(miles)	2.1000		Chief Timekeeper	Race Started	10:34
Weather	Cloudy	Issued At:	10:49	Gp Time Diff - b 14.15 / c 28.57	
Track	Dry				


KDM HIRE COOKSTOWN 100

SUPERSPORT

Race 2 - Braeside Bar & Restaurant Supersport Invitation

Saturday, 28 April 2018

DETAILED RESULT



Race Classification

1 3 Michael DUNLOP

Total Time **10:21.507** Avg Speed **85.148** Behind
Best Time **1:27.313** Best Speed **86.585** On **7** Gp **a**

Lap	Elapsed Time	Lap Time	Lap Speed
1	1:33.108	1:33.108	81.196
2	3:01.326	1:28.218	85.697
3	4:29.709	1:28.383	85.537
4	5:58.612	1:28.903	85.037
5	7:26.800	1:28.188	85.726
6	8:54.194	1:27.394	86.505
7	10:21.507	1:27.313	86.585

2 56 Adam McLEAN

Total Time **10:24.376** Avg Speed **84.757** Behind **2.869**
Best Time **1:28.041** Best Speed **85.869** On **2** Gp **a**

Lap	Elapsed Time	Lap Time	Lap Speed
1	1:32.610	1:32.610	81.633
2	3:00.651	1:28.041	85.869
3	4:29.310	1:28.659	85.271
4	5:58.480	1:29.170	84.782
5	7:27.582	1:29.102	84.847
6	8:55.934	1:28.352	85.567
7	10:24.376	1:28.442	85.480

3 52 James COWTON

Total Time **10:24.459** Avg Speed **84.745** Behind **2.952**
Best Time **1:27.686** Best Speed **86.217** On **7** Gp **a**

Lap	Elapsed Time	Lap Time	Lap Speed
1	1:33.227	1:33.227	81.092
2	3:01.412	1:28.185	85.729
3	4:30.008	1:28.596	85.331
4	5:59.298	1:29.290	84.668
5	7:28.139	1:28.841	85.096
6	8:56.773	1:28.634	85.295
7	10:24.459	1:27.686	86.217

Race Classification

4 82 Derek SHEILS

Total Time **10:24.658** Avg Speed **84.718** Behind **3.151**
Best Time **1:28.220** Best Speed **85.695** On **2** Gp **a**

Lap	Elapsed Time	Lap Time	Lap Speed
1	1:32.044	1:32.044	82.135
2	3:00.264	1:28.220	85.695
3	4:29.456	1:29.192	84.761
4	5:59.009	1:29.553	84.419
5	7:27.889	1:28.880	85.059
6	8:56.374	1:28.485	85.438
7	10:24.658	1:28.284	85.633

5 65 Michael SWEENEY

Total Time **10:25.090** Avg Speed **84.660** Behind **3.583**
Best Time **1:27.812** Best Speed **86.093** On **7** Gp **a**

Lap	Elapsed Time	Lap Time	Lap Speed
1	1:33.726	1:33.726	80.661
2	3:01.964	1:28.238	85.677
3	4:30.737	1:28.773	85.161
4	6:00.457	1:29.720	84.262
5	7:28.875	1:28.418	85.503
6	8:57.278	1:28.403	85.517
7	10:25.090	1:27.812	86.093

6 22 Paul JORDAN

Total Time **10:28.142** Avg Speed **84.248** Behind **6.635**
Best Time **1:28.126** Best Speed **85.786** On **3** Gp **a**

Lap	Elapsed Time	Lap Time	Lap Speed
1	1:34.327	1:34.327	80.147
2	3:02.770	1:28.443	85.479
3	4:30.896	1:28.126	85.786
4	6:00.259	1:29.363	84.599
5	7:29.494	1:29.235	84.720
6	8:58.507	1:29.013	84.931
7	10:28.142	1:29.635	84.342


KDM HIRE COOKSTOWN 100

SUPERSPORT

Race 2 - Braeside Bar & Restaurant Supersport Invitation

Saturday, 28 April 2018

DETAILED RESULT



Race Classification

7 74 Davey TODD

Total Time **10:31.380** Avg Speed **83.816** Behind **9.873**

Best Time **1:28.886** Best Speed **85.053** On **4** Gp **b**

Lap	Elapsed Time	Lap Time	Lap Speed
1	1:34.912	1:34.912	79.653
2	3:05.122	1:30.210	83.804
3	4:34.324	1:29.202	84.751
4	6:03.210	1:28.886	85.053
5	7:33.052	1:29.842	84.148
6	9:02.070	1:29.018	84.927
7	10:31.380	1:29.310	84.649

8 14 Daniel COOPER

Total Time **10:35.668** Avg Speed **83.251** Behind **14.161**

Best Time **1:29.652** Best Speed **84.326** On **6** Gp **b**

Lap	Elapsed Time	Lap Time	Lap Speed
1	1:34.692	1:34.692	79.838
2	3:05.703	1:31.011	83.067
3	4:35.754	1:30.051	83.952
4	6:05.493	1:29.739	84.244
5	7:35.886	1:30.393	83.635
6	9:05.538	1:29.652	84.326
7	10:35.668	1:30.130	83.879

9 59 Darryl TWEED

Total Time **10:48.006** Avg Speed **81.666** Behind **26.499**

Best Time **1:31.148** Best Speed **82.942** On **2** Gp **b**

Lap	Elapsed Time	Lap Time	Lap Speed
1	1:36.250	1:36.250	78.545
2	3:07.398	1:31.148	82.942
3	4:39.275	1:31.877	82.284
4	6:11.286	1:32.011	82.164
5	7:43.917	1:32.631	81.614
6	9:16.115	1:32.198	81.997
7	10:48.006	1:31.891	82.271

Race Classification

10 38 Paul WILLIAMS

Total Time **10:54.250** Avg Speed **80.887** Behind **32.743**

Best Time **1:32.325** Best Speed **81.885** On **7** Gp **b**

Lap	Elapsed Time	Lap Time	Lap Speed
1	1:37.474	1:37.474	77.559
2	3:09.890	1:32.416	81.804
3	4:42.978	1:33.088	81.213
4	6:16.449	1:33.471	80.881
5	7:49.481	1:33.032	81.262
6	9:21.925	1:32.444	81.779
7	10:54.250	1:32.325	81.885

11 11 Dominic HERBERTSON

Total Time **10:59.070** Avg Speed **80.295** Behind **37.563**

Best Time **1:32.232** Best Speed **81.967** On **2** Gp **c**

Lap	Elapsed Time	Lap Time	Lap Speed
1	1:38.279	1:38.279	76.924
2	3:10.511	1:32.232	81.967
3	4:43.191	1:32.680	81.571
4	6:16.017	1:32.826	81.443
5	7:49.603	1:33.586	80.781
6	9:23.391	1:33.788	80.607
7	10:59.070	1:35.679	79.014

12 96 Andy FARRELL

Total Time **11:06.912** Avg Speed **79.351** Behind **45.405**

Best Time **1:31.392** Best Speed **82.721** On **2** Gp **b**

Lap	Elapsed Time	Lap Time	Lap Speed
1	1:35.783	1:35.783	78.928
2	3:07.175	1:31.392	82.721
3	4:39.033	1:31.858	82.301
4	6:29.197	1:50.164	68.625
5	8:01.795	1:32.598	81.643
6	9:35.269	1:33.474	80.878
7	11:06.912	1:31.643	82.494


KDM HIRE COOKSTOWN 100

SUPERSPORT

Race 2 - Braeside Bar & Restaurant Supersport Invitation

Saturday, 28 April 2018

DETAILED RESULT



Race Classification

13 109 Neil KERNOHAN

Total Time **11:08.537** Avg Speed **79.158** Behind **47.030**
Best Time **1:32.466** Best Speed **81.760** On **2** Gp **b**

Lap	Elapsed Time	Lap Time	Lap Speed
1	1:37.189	1:37.189	77.787
2	3:09.655	1:32.466	81.760
3	4:52.786	1:43.131	73.305
4	6:25.445	1:32.659	81.589
5	7:59.307	1:33.862	80.544
6	9:35.016	1:35.709	78.989
7	11:08.537	1:33.521	80.837

14 78 Dean CAMPBELL

Total Time **11:10.122** Avg Speed **78.971** Behind **48.615**
Best Time **1:32.868** Best Speed **81.406** On **2** Gp **b**

Lap	Elapsed Time	Lap Time	Lap Speed
1	1:39.059	1:39.059	76.318
2	3:11.927	1:32.868	81.406
3	4:46.539	1:34.612	79.905
4	6:22.349	1:35.810	78.906
5	7:58.502	1:36.153	78.625
6	9:34.915	1:36.413	78.413
7	11:10.122	1:35.207	79.406

15 23 Michal DOKOUPIL

Total Time **11:13.453** Avg Speed **78.580** Behind **51.946**
Best Time **1:34.790** Best Speed **79.755** On **2** Gp **c**

Lap	Elapsed Time	Lap Time	Lap Speed
1	1:40.541	1:40.541	75.193
2	3:15.331	1:34.790	79.755
3	4:50.191	1:34.860	79.696
4	6:26.133	1:35.942	78.798
5	8:01.775	1:35.642	79.045
6	9:37.859	1:36.084	78.681
7	11:13.453	1:35.594	79.084

Race Classification

16 68 Gareth EVANS

Total Time **11:13.549** Avg Speed **78.569** Behind **52.042**
Best Time **1:33.311** Best Speed **81.019** On **6** Gp **c**

Lap	Elapsed Time	Lap Time	Lap Speed
1	1:37.223	1:37.223	77.759
2	3:15.528	1:38.305	76.904
3	4:58.469	1:42.941	73.440
4	6:32.102	1:33.633	80.741
5	8:05.792	1:33.690	80.692
6	9:39.103	1:33.311	81.019
7	11:13.549	1:34.446	80.046

Not Classified

DNF 111 Brian McCORMACK

Total Time **3:07.633** Avg Speed **80.583** Behind
Best Time **1:31.300** Best Speed **82.804** On **2** Gp **b**

Lap	Elapsed Time	Lap Time	Lap Speed
1	1:36.333	1:36.333	78.478
2	3:07.633	1:31.300	82.804

DNF 6 William DUNLOP

Total Time **1:36.824** Avg Speed **78.080** Behind
Best Time **1:36.824** Best Speed **78.080** On **1** Gp **a**

Lap	Elapsed Time	Lap Time	Lap Speed
1	1:36.824	1:36.824	78.080




1					3					5				
No	Name	Gp	Time of Day	Lap Time	No	Name	Gp	Time of Day	Lap Time	No	Name	Gp	Time of Day	Lap Time
82	Derek SHEILS	a	10:35:34.451	1:32.044	56	Adam McLEAN	a	10:38:31.717	1:28.659	3	Michael DUNLOP	a	10:41:29.207	1:28.188
56	Adam McLEAN	a	10:35:35.017	1:32.610	82	Derek SHEILS	a	10:38:31.863	1:29.192	56	Adam McLEAN	a	10:41:29.989	1:29.102
3	Michael DUNLOP	a	10:35:35.515	1:33.108	3	Michael DUNLOP	a	10:38:32.116	1:28.383	82	Derek SHEILS	a	10:41:30.296	1:28.880
52	James COWTON	a	10:35:35.634	1:33.227	52	James COWTON	a	10:38:32.415	1:28.596	52	James COWTON	a	10:41:30.546	1:28.841
65	Michael SWEENEY	a	10:35:36.133	1:33.726	65	Michael SWEENEY	a	10:38:33.144	1:28.773	65	Michael SWEENEY	a	10:41:31.282	1:28.418
22	Paul JORDAN	a	10:35:36.734	1:34.327	22	Paul JORDAN	a	10:38:33.303	1:28.126	22	Paul JORDAN	a	10:41:31.901	1:29.235
14	Daniel COOPER	b	10:35:37.099	1:34.692	74	Davey TODD	b	10:38:36.731	1:29.202	74	Davey TODD	b	10:41:35.459	1:29.842
74	Davey TODD	b	10:35:37.319	1:34.912	14	Daniel COOPER	b	10:38:38.161	1:30.051	14	Daniel COOPER	b	10:41:38.293	1:30.393
96	Andy FARRELL	b	10:35:38.190	1:35.783	96	Andy FARRELL	b	10:38:41.440	1:31.858	59	Darryl TWEED	b	10:41:46.324	1:32.631
59	Darryl TWEED	b	10:35:38.657	1:36.250	59	Darryl TWEED	b	10:38:41.682	1:31.877	38	Paul WILLIAMS	b	10:41:51.888	1:33.032
111	Brian McCORMACK	b	10:35:38.740	1:36.333	38	Paul WILLIAMS	b	10:38:45.385	1:33.088	11	Dominic HERBERTSON	c	10:41:52.010	1:33.586
6	William DUNLOP	a	10:35:39.231	1:36.824	11	Dominic HERBERTSON	c	10:38:45.598	1:32.680	78	Dean CAMPBELL	b	10:42:00.909	1:36.153
109	Neil KERNOHAN	b	10:35:39.596	1:37.189	78	Dean CAMPBELL	b	10:38:48.946	1:34.612	109	Neil KERNOHAN	b	10:42:01.714	1:33.862
68	Gareth EVANS	c	10:35:39.630	1:37.223	23	Michal DOKOUPIL	c	10:38:52.598	1:34.860	23	Michal DOKOUPIL	c	10:42:04.182	1:35.642
38	Paul WILLIAMS	b	10:35:39.881	1:37.474	109	Neil KERNOHAN	b	10:38:55.193	1:43.131	96	Andy FARRELL	b	10:42:04.202	1:32.598
11	Dominic HERBERTSON	c	10:35:40.686	1:38.279	68	Gareth EVANS	c	10:39:00.876	1:42.941	68	Gareth EVANS	c	10:42:08.199	1:33.690
78	Dean CAMPBELL	b	10:35:41.466	1:39.059										
23	Michal DOKOUPIL	c	10:35:42.948	1:40.541	4					6				
					No	Name	Gp	Time of Day	Lap Time	No	Name	Gp	Time of Day	Lap Time
					56	Adam McLEAN	a	10:40:00.887	1:29.170	3	Michael DUNLOP	a	10:42:56.601	1:27.394
					3	Michael DUNLOP	a	10:40:01.019	1:28.903	56	Adam McLEAN	a	10:42:58.341	1:28.352
					82	Derek SHEILS	a	10:40:01.416	1:29.553	82	Derek SHEILS	a	10:42:58.781	1:28.485
					52	James COWTON	a	10:40:01.705	1:29.290	52	James COWTON	a	10:42:59.180	1:28.634
					22	Paul JORDAN	a	10:40:02.666	1:29.363	65	Michael SWEENEY	a	10:42:59.685	1:28.403
					65	Michael SWEENEY	a	10:40:02.864	1:29.720	22	Paul JORDAN	a	10:43:00.914	1:29.013
					74	Davey TODD	b	10:40:05.617	1:28.886	74	Davey TODD	b	10:43:04.477	1:29.018
					14	Daniel COOPER	b	10:40:07.900	1:29.739	14	Daniel COOPER	b	10:43:07.945	1:29.652
					59	Darryl TWEED	b	10:40:13.693	1:32.011	59	Darryl TWEED	b	10:43:18.522	1:32.198
					11	Dominic HERBERTSON	c	10:40:18.424	1:32.826	38	Paul WILLIAMS	b	10:43:24.332	1:32.444
					38	Paul WILLIAMS	b	10:40:18.856	1:33.471	11	Dominic HERBERTSON	c	10:43:25.798	1:33.788
					78	Dean CAMPBELL	b	10:40:24.756	1:35.810	78	Dean CAMPBELL	b	10:43:37.322	1:36.413
					109	Neil KERNOHAN	b	10:40:27.852	1:32.659	109	Neil KERNOHAN	b	10:43:37.423	1:35.709
					23	Michal DOKOUPIL	c	10:40:28.540	1:35.942	96	Andy FARRELL	b	10:43:37.676	1:33.474
					96	Andy FARRELL	b	10:40:31.604	1:50.164	23	Michal DOKOUPIL	c	10:43:40.266	1:36.084
					68	Gareth EVANS	c	10:40:34.509	1:33.633	68	Gareth EVANS	c	10:43:41.510	1:33.311
					82	Derek SHEILS	a	10:37:02.671	1:28.220					
					56	Adam McLEAN	a	10:37:03.058	1:28.041					
					3	Michael DUNLOP	a	10:37:03.733	1:28.218					
					52	James COWTON	a	10:37:03.819	1:28.185					
					65	Michael SWEENEY	a	10:37:04.371	1:28.238					
					22	Paul JORDAN	a	10:37:05.177	1:28.443					
					74	Davey TODD	b	10:37:07.529	1:30.210					
					14	Daniel COOPER	b	10:37:08.110	1:31.011					
					96	Andy FARRELL	b	10:37:09.582	1:31.392					
					59	Darryl TWEED	b	10:37:09.805	1:31.148					
					111	Brian McCORMACK	b	10:37:10.040	1:31.300					
					109	Neil KERNOHAN	b	10:37:12.062	1:32.466					
					38	Paul WILLIAMS	b	10:37:12.297	1:32.416					
					11	Dominic HERBERTSON	c	10:37:12.918	1:32.232					
					78	Dean CAMPBELL	b	10:37:14.334	1:32.868					
					23	Michal DOKOUPIL	c	10:37:17.738	1:34.790					
					68	Gareth EVANS	c	10:37:17.935	1:38.305					

KDM HIRE COOKSTOWN 100

SUPERSPORT

Race 2 - Braeside Bar & Restaurant Supersport Invitation

LAP CHART



7

No	Name	Gp	Time of Day	Lap Time
3	Michael DUNLOP	a	10:44:23.914	1:27.313
56	Adam McLEAN	a	10:44:26.783	1:28.442
52	James COWTON	a	10:44:26.866	1:27.686
82	Derek SHEILS	a	10:44:27.065	1:28.284
65	Michael SWEENEY	a	10:44:27.497	1:27.812
22	Paul JORDAN	a	10:44:30.549	1:29.635
74	Davey TODD	b	10:44:33.787	1:29.310
14	Daniel COOPER	b	10:44:38.075	1:30.130
59	Darryl TWEED	b	10:44:50.413	1:31.891
38	Paul WILLIAMS	b	10:44:56.657	1:32.325
11	Dominic HERBERTSON	c	10:45:01.477	1:35.679
96	Andy FARRELL	b	10:45:09.319	1:31.643
109	Neil KERNOHAN	b	10:45:10.944	1:33.521
78	Dean CAMPBELL	b	10:45:12.529	1:35.207
23	Michal DOKOUPIL	c	10:45:15.860	1:35.594
68	Gareth EVANS	c	10:45:15.956	1:34.446

KDM HIRE COOKSTOWN 100

SUPERSPORT

Race 3 - Mid Ulster District Council Supersport A

Saturday, 28 April 2018



Pos	Class	No	Name	Machine / Sponsor	Gp	Lap	Total Time	Behind	Speed	-----Best Lap-----		
										Time	Speed	On
Race Classification												
1	SSPR	52	James COWTON	Kawasaki - McAdoo Kawasaki Racing	a	4	5:50.272		86.333	1:26.020	87.887	3
2	SSPR	56	Adam McLEAN	Kawasaki - McAdoo Kawasaki Racing	a	4	5:51.244	0.972	86.094	1:26.279	87.623	4
3	SSPR	82	Derek SHEILS	Yamaha	a	4	5:51.798	1.526	85.958	1:26.303	87.598	3
4	SSPR	3	Michael DUNLOP	Honda - MD Racing	a	4	5:51.940	1.668	85.924	1:25.892	88.018	4
5	SSPR	86	Derek McGEE	Kawasaki - B & W Racing	a	4	5:52.781	2.509	85.719	1:26.562	87.336	2
6	SSPR	6	William DUNLOP	Yamaha - Temple Golf Club/Caffrey Racing	a	4	5:54.218	3.946	85.371	1:26.387	87.513	4
7	SSPR	65	Michael SWEENEY	Yamaha - MJR Racing	a	4	5:54.910	4.638	85.205	1:26.715	87.182	4
8	SSPR	22	Paul JORDAN	Yamaha - Paul Jordan Racing	a	4	5:55.435	5.163	85.079	1:26.784	87.113	4
9	SSPR	14	Daniel COOPER	Honda - Dan Cooper Motorsport	b	3	4:29.955	1 Lap	84.014	1:28.037	85.873	3
10	SSPR	74	Davey TODD	Honda - Cookstown BE Racing	b	3	4:32.029	1 Lap	83.373	1:27.798	86.107	3
11	SSPR	27	Joseph LOUGHLIN	Kawasaki - G2-Tech	b	3	4:33.735	1 Lap	82.854	1:29.194	84.759	3
12	SSPR	29	Adam LYON	Yamaha	c	3	4:34.590	1 Lap	82.596	1:29.752	84.232	3
13	SSPR	59	Darryl TWEEED	Triumph 675 - M & D Racing	c	3	4:35.464	1 Lap	82.334	1:30.028	83.974	3
14	SSPR	96	Andy FARRELL	Kawasaki	b	3	4:37.721	1 Lap	81.665	1:30.618	83.427	3
15	SSPR	51	Marc IRONSIDE	Kawasaki	c	3	4:38.050	1 Lap	81.568	1:30.655	83.393	2
16	SSPR	63	Tom ROBINSON	Kawasaki	c	3	4:38.292	1 Lap	81.497	1:30.800	83.260	2
17	SSPR	38	Paul WILLIAMS	Triumph 675	c	3	4:40.662	1 Lap	80.809	1:31.107	82.979	2
18	SSPR	111	Brian McCORMACK	Yamaha	b	3	4:40.705	1 Lap	80.797	1:31.627	82.508	2
19	SSPR	10	James CHAWKE	Kawasaki	b	3	4:40.879	1 Lap	80.747	1:31.379	82.732	2
20	SSPR	109	Neil KERNOHAN	Yamaha - Logan Racing	b	3	4:43.985	1 Lap	79.863	1:31.243	82.856	3
21	SSPR	78	Dean CAMPBELL	Kawasaki - AMK/DC Racing	b	3	4:46.678	1 Lap	79.113	1:33.523	80.836	2

Fastest Lap

SSPR	3	Michael DUNLOP	Honda - MD Racing	1:25.892	88.018	4
------	---	----------------	-------------------	----------	--------	---


Not Classified


DNF	SSPR	126	Mike NORBURY	Kawasaki	b	3	4:40.615		80.822	1:31.646	82.491	2
-----	------	-----	--------------	----------	---	---	----------	--	--------	----------	--------	---

Red flag after leaders completed 4 laps - result declared

Provisional result to be confirmed by the Stewards of the Meeting subject to completion of technical inspections & the time limit for protests

Page 1 / 1

Circuit	Orritor	Signed		Organising Club	Cookstown & District MCC
Length(miles)	2.1000		Chief Timekeeper	Race Started	13:50
Weather	Cloudy	Issued At:	14:07	Gp Time Diff - b 13.28 / c 29.15	
Track	Dry				



Race Classification

1 52 James COWTON

Total Time **5:50.272** Avg Speed **86.333** Behind
 Best Time **1:26.020** Best Speed **87.887** On **3** Gp **a**

Lap	Elapsed Time	Lap Time	Lap Speed
1	1:31.840	1:31.840	82.317
2	2:58.208	1:26.368	87.532
3	4:24.228	1:26.020	87.887
4	5:50.272	1:26.044	87.862

2 56 Adam McLEAN

Total Time **5:51.244** Avg Speed **86.094** Behind **0.972**
 Best Time **1:26.279** Best Speed **87.623** On **4** Gp **a**

Lap	Elapsed Time	Lap Time	Lap Speed
1	1:31.654	1:31.654	82.484
2	2:58.550	1:26.896	87.001
3	4:24.965	1:26.415	87.485
4	5:51.244	1:26.279	87.623

3 82 Derek SHEILS

Total Time **5:51.798** Avg Speed **85.958** Behind **1.526**
 Best Time **1:26.303** Best Speed **87.598** On **3** Gp **a**

Lap	Elapsed Time	Lap Time	Lap Speed
1	1:32.626	1:32.626	81.619
2	2:59.107	1:26.481	87.418
3	4:25.410	1:26.303	87.598
4	5:51.798	1:26.388	87.512

4 3 Michael DUNLOP

Total Time **5:51.940** Avg Speed **85.924** Behind **1.668**
 Best Time **1:25.892** Best Speed **88.018** On **4** Gp **a**

Lap	Elapsed Time	Lap Time	Lap Speed
1	1:32.992	1:32.992	81.297
2	2:59.632	1:26.640	87.258
3	4:26.048	1:26.416	87.484
4	5:51.940	1:25.892	88.018

5 86 Derek McGEE

Total Time **5:52.781** Avg Speed **85.719** Behind **2.509**
 Best Time **1:26.562** Best Speed **87.336** On **2** Gp **a**

Lap	Elapsed Time	Lap Time	Lap Speed
1	1:32.356	1:32.356	81.857
2	2:58.918	1:26.562	87.336
3	4:25.743	1:26.825	87.072
4	5:52.781	1:27.038	86.859

Race Classification

6 6 William DUNLOP

Total Time **5:54.218** Avg Speed **85.371** Behind **3.946**
 Best Time **1:26.387** Best Speed **87.513** On **4** Gp **a**

Lap	Elapsed Time	Lap Time	Lap Speed
1	1:33.770	1:33.770	80.623
2	3:00.951	1:27.181	86.716
3	4:27.831	1:26.880	87.017
4	5:54.218	1:26.387	87.513

7 65 Michael SWEENEY

Total Time **5:54.910** Avg Speed **85.205** Behind **4.638**
 Best Time **1:26.715** Best Speed **87.182** On **4** Gp **a**

Lap	Elapsed Time	Lap Time	Lap Speed
1	1:33.950	1:33.950	80.468
2	3:01.371	1:27.421	86.478
3	4:28.195	1:26.824	87.073
4	5:54.910	1:26.715	87.182

8 22 Paul JORDAN

Total Time **5:55.435** Avg Speed **85.079** Behind **5.163**
 Best Time **1:26.784** Best Speed **87.113** On **4** Gp **a**

Lap	Elapsed Time	Lap Time	Lap Speed
1	1:34.382	1:34.382	80.100
2	3:01.641	1:27.259	86.639
3	4:28.651	1:27.010	86.887
4	5:55.435	1:26.784	87.113

9 14 Daniel COOPER

Total Time **4:29.955** Avg Speed **84.014** Behind **1 Lap**
 Best Time **1:28.037** Best Speed **85.873** On **3** Gp **b**

Lap	Elapsed Time	Lap Time	Lap Speed
1	1:33.418	1:33.418	80.927
2	3:01.918	1:28.500	85.424
3	4:29.955	1:28.037	85.873

10 74 Davey TODD

Total Time **4:32.029** Avg Speed **83.373** Behind **1 Lap**
 Best Time **1:27.798** Best Speed **86.107** On **3** Gp **b**

Lap	Elapsed Time	Lap Time	Lap Speed
1	1:35.804	1:35.804	78.911
2	3:04.231	1:28.427	85.494
3	4:32.029	1:27.798	86.107


KDM HIRE COOKSTOWN 100

SUPERSPORT

Race 3 - Mid Ulster District Council Supersport A

Saturday, 28 April 2018

DETAILED RESULT



Race Classification

11 27 Joseph LOUGHLIN

Total Time **4:33.735** Avg Speed **82.854** Behind **1 Lap**
Best Time **1:29.194** Best Speed **84.759** On **3** Gp **b**

Lap	Elapsed Time	Lap Time	Lap Speed
1	1:34.852	1:34.852	79.703
2	3:04.541	1:29.689	84.291
3	4:33.735	1:29.194	84.759

12 29 Adam LYON

Total Time **4:34.590** Avg Speed **82.596** Behind **1 Lap**
Best Time **1:29.752** Best Speed **84.232** On **3** Gp **c**

Lap	Elapsed Time	Lap Time	Lap Speed
1	1:35.017	1:35.017	79.565
2	3:04.838	1:29.821	84.167
3	4:34.590	1:29.752	84.232

13 59 Darryl TWEED

Total Time **4:35.464** Avg Speed **82.334** Behind **1 Lap**
Best Time **1:30.028** Best Speed **83.974** On **3** Gp **c**

Lap	Elapsed Time	Lap Time	Lap Speed
1	1:35.396	1:35.396	79.249
2	3:05.436	1:30.040	83.963
3	4:35.464	1:30.028	83.974

14 96 Andy FARRELL

Total Time **4:37.721** Avg Speed **81.665** Behind **1 Lap**
Best Time **1:30.618** Best Speed **83.427** On **3** Gp **b**

Lap	Elapsed Time	Lap Time	Lap Speed
1	1:35.589	1:35.589	79.089
2	3:07.103	1:31.514	82.610
3	4:37.721	1:30.618	83.427

15 51 Marc IRONSIDE

Total Time **4:38.050** Avg Speed **81.568** Behind **1 Lap**
Best Time **1:30.655** Best Speed **83.393** On **2** Gp **c**

Lap	Elapsed Time	Lap Time	Lap Speed
1	1:36.422	1:36.422	78.405
2	3:07.077	1:30.655	83.393
3	4:38.050	1:30.973	83.102

Race Classification

16 63 Tom ROBINSON

Total Time **4:38.292** Avg Speed **81.497** Behind **1 Lap**
Best Time **1:30.800** Best Speed **83.260** On **2** Gp **c**

Lap	Elapsed Time	Lap Time	Lap Speed
1	1:36.641	1:36.641	78.228
2	3:07.441	1:30.800	83.260
3	4:38.292	1:30.851	83.213

17 38 Paul WILLIAMS

Total Time **4:40.662** Avg Speed **80.809** Behind **1 Lap**
Best Time **1:31.107** Best Speed **82.979** On **2** Gp **c**

Lap	Elapsed Time	Lap Time	Lap Speed
1	1:37.320	1:37.320	77.682
2	3:08.427	1:31.107	82.979
3	4:40.662	1:32.235	81.965

18 111 Brian McCORMACK

Total Time **4:40.705** Avg Speed **80.797** Behind **1 Lap**
Best Time **1:31.627** Best Speed **82.508** On **2** Gp **b**

Lap	Elapsed Time	Lap Time	Lap Speed
1	1:37.229	1:37.229	77.755
2	3:08.856	1:31.627	82.508
3	4:40.705	1:31.849	82.309

19 10 James CHAWKE

Total Time **4:40.879** Avg Speed **80.747** Behind **1 Lap**
Best Time **1:31.379** Best Speed **82.732** On **2** Gp **b**

Lap	Elapsed Time	Lap Time	Lap Speed
1	1:37.761	1:37.761	77.331
2	3:09.140	1:31.379	82.732
3	4:40.879	1:31.739	82.408

20 109 Neil KERNOHAN

Total Time **4:43.985** Avg Speed **79.863** Behind **1 Lap**
Best Time **1:31.243** Best Speed **82.856** On **3** Gp **b**

Lap	Elapsed Time	Lap Time	Lap Speed
1	1:39.405	1:39.405	76.053
2	3:12.742	1:33.337	80.997
3	4:43.985	1:31.243	82.856


KDM HIRE COOKSTOWN 100

SUPERSPORT

Race 3 - Mid Ulster District Council Supersport A

Saturday, 28 April 2018

DETAILED RESULT



Race Classification

21 78 Dean CAMPBELL

Total Time **4:46.678** Avg Speed **79.113** Behind **1 Lap**

Best Time **1:33.523** Best Speed **80.836** On **2** Gp **b**

Lap	Elapsed Time	Lap Time	Lap Speed
1	1:39.186	1:39.186	76.220
2	3:12.709	1:33.523	80.836
3	4:46.678	1:33.969	80.452

Not Classified

DNF 126 Mike NORBURY

Total Time **4:40.615** Avg Speed **80.822** Behind

Best Time **1:31.646** Best Speed **82.491** On **2** Gp **b**

Lap	Elapsed Time	Lap Time	Lap Speed
1	1:37.113	1:37.113	77.847
2	3:08.759	1:31.646	82.491
3	4:40.615	1:31.856	82.303



1

No	Name	Gp	Time of Day	Lap Time
56	Adam McLEAN	a	13:51:32.391	1:31.654
52	James COWTON	a	13:51:32.577	1:31.840
86	Derek McGEE	a	13:51:33.093	1:32.356
82	Derek SHEILS	a	13:51:33.363	1:32.626
3	Michael DUNLOP	a	13:51:33.729	1:32.992
14	Daniel COOPER	b	13:51:34.155	1:33.418
6	William DUNLOP	a	13:51:34.507	1:33.770
65	Michael SWEENEY	a	13:51:34.687	1:33.950
22	Paul JORDAN	a	13:51:35.119	1:34.382
27	Joseph LOUGHLIN	b	13:51:35.589	1:34.852
29	Adam LYON	c	13:51:35.754	1:35.017
59	Darryl TWEED	c	13:51:36.133	1:35.396
96	Andy FARRELL	b	13:51:36.326	1:35.589
74	Davey TODD	b	13:51:36.541	1:35.804
51	Marc IRONSIDE	c	13:51:37.159	1:36.422
63	Tom ROBINSON	c	13:51:37.378	1:36.641
126	Mike NORBURY	b	13:51:37.850	1:37.113
111	Brian McCORMACK	b	13:51:37.966	1:37.229
38	Paul WILLIAMS	c	13:51:38.057	1:37.320
10	James CHAWKE	b	13:51:38.498	1:37.761
78	Dean CAMPBELL	b	13:51:39.923	1:39.186
109	Neil KERNOHAN	b	13:51:40.142	1:39.405

2

No	Name	Gp	Time of Day	Lap Time
52	James COWTON	a	13:52:58.945	1:26.368
56	Adam McLEAN	a	13:52:59.287	1:26.896
86	Derek McGEE	a	13:52:59.655	1:26.562
82	Derek SHEILS	a	13:52:59.844	1:26.481
3	Michael DUNLOP	a	13:53:00.369	1:26.640
6	William DUNLOP	a	13:53:01.688	1:27.181
65	Michael SWEENEY	a	13:53:02.108	1:27.421
22	Paul JORDAN	a	13:53:02.378	1:27.259
14	Daniel COOPER	b	13:53:02.655	1:28.500
74	Davey TODD	b	13:53:04.968	1:28.427
27	Joseph LOUGHLIN	b	13:53:05.278	1:29.689
29	Adam LYON	c	13:53:05.575	1:29.821
59	Darryl TWEED	c	13:53:06.173	1:30.040
51	Marc IRONSIDE	c	13:53:07.814	1:30.655
96	Andy FARRELL	b	13:53:07.840	1:31.514
63	Tom ROBINSON	c	13:53:08.178	1:30.800
38	Paul WILLIAMS	c	13:53:09.164	1:31.107
126	Mike NORBURY	b	13:53:09.496	1:31.646
111	Brian McCORMACK	b	13:53:09.593	1:31.627
10	James CHAWKE	b	13:53:09.877	1:31.379
78	Dean CAMPBELL	b	13:53:13.446	1:33.523
109	Neil KERNOHAN	b	13:53:13.479	1:33.337

3

No	Name	Gp	Time of Day	Lap Time
52	James COWTON	a	13:54:24.965	1:26.020
56	Adam McLEAN	a	13:54:25.702	1:26.415
82	Derek SHEILS	a	13:54:26.147	1:26.303
86	Derek McGEE	a	13:54:26.480	1:26.825
3	Michael DUNLOP	a	13:54:26.785	1:26.416
6	William DUNLOP	a	13:54:28.568	1:26.880
65	Michael SWEENEY	a	13:54:28.932	1:26.824
22	Paul JORDAN	a	13:54:29.388	1:27.010
14	Daniel COOPER	b	13:54:30.692	1:28.037
74	Davey TODD	b	13:54:32.766	1:27.798
27	Joseph LOUGHLIN	b	13:54:34.472	1:29.194
29	Adam LYON	c	13:54:35.327	1:29.752
59	Darryl TWEED	c	13:54:36.201	1:30.028
96	Andy FARRELL	b	13:54:38.458	1:30.618
51	Marc IRONSIDE	c	13:54:38.787	1:30.973
63	Tom ROBINSON	c	13:54:39.029	1:30.851
126	Mike NORBURY	b	13:54:41.352	1:31.856
38	Paul WILLIAMS	c	13:54:41.399	1:32.235
111	Brian McCORMACK	b	13:54:41.442	1:31.849
10	James CHAWKE	b	13:54:41.616	1:31.739
109	Neil KERNOHAN	b	13:54:44.722	1:31.243
78	Dean CAMPBELL	b	13:54:47.415	1:33.969

4

No	Name	Gp	Time of Day	Lap Time
52	James COWTON	a	13:55:51.009	1:26.044
56	Adam McLEAN	a	13:55:51.981	1:26.279
82	Derek SHEILS	a	13:55:52.535	1:26.388
3	Michael DUNLOP	a	13:55:52.677	1:25.892
86	Derek McGEE	a	13:55:53.518	1:27.038
6	William DUNLOP	a	13:55:54.955	1:26.387
65	Michael SWEENEY	a	13:55:55.647	1:26.715
22	Paul JORDAN	a	13:55:56.172	1:26.784

ROAD RACE - IRISH SUPERSPORT

2018

					#1	
Pos	No.	Name	Total	Diff	Gap	R1
1	52	James COWTON	25	0	0	25
2	56	Adam McLEAN	20	5	5	20
3	82	Derek SHEILS	16	9	4	16
4	3	Michael DUNLOP	13	12	3	13
5	86	Derek McGEE	11	14	2	11
6	6	William DUNLOP	10	15	1	10
7	65	Michael SWEENEY	9	16	1	9
8	22	Paul JORDAN	8	17	1	8
9	14	Daniel COOPER	7	18	1	7
10	74	Davey TODD	6	19	1	6
11	27	Joseph LOUGHLIN	5	20	1	5
12	29	Adam LYON	4	21	1	4
13	59	Darryl TWEED	3	22	1	3
14	96	Andy FARRELL	2	23	1	2
15	51	Marc IRONSIDE	1	24	1	1

Event Legend

#1 27/04/2018 KDM HIRE COOKSTOWN 100

ROAD RACE - ULSTER SUPERSPORT

2018

					#1	
Pos	No.	Name	Total	Diff	Gap	R1
1	52	James COWTON	25	0	0	25
2	56	Adam McLEAN	20	5	5	20
3	82	Derek SHEILS	16	9	4	16
4	3	Michael DUNLOP	13	12	3	13
5	86	Derek McGEE	11	14	2	11
6	6	William DUNLOP	10	15	1	10
7	65	Michael SWEENEY	9	16	1	9
8	22	Paul JORDAN	8	17	1	8
9	14	Daniel COOPER	7	18	1	7
10	74	Davey TODD	6	19	1	6
11	27	Joseph LOUGHLIN	5	20	1	5
12	29	Adam LYON	4	21	1	4
13	59	Darryl TWEED	3	22	1	3
14	96	Andy FARRELL	2	23	1	2
15	51	Marc IRONSIDE	1	24	1	1

Event Legend

#1 27/04/2018 KDM HIRE COOKSTOWN 100