



COOKSTOWN 100

Friday 29th & Saturday 30th April 2016

promoted by Cookstown & District MCC
www.cookstown100.com



Comhairle Ceantair
Lár Uladh
Mid Ulster
District Council

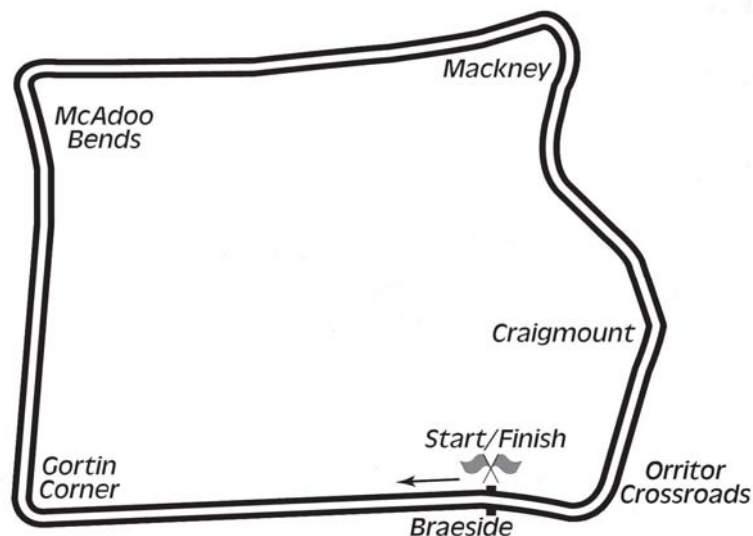


2&4
WHEEL MOTORSPORT
STEERING GROUP LTD.



tourism
northernireland

Orritor Circuit 2.1 miles



LAP RECORDS

Class	Rider	Machine	m	s	mph	Year
125cc	William Dunlop	Honda	1	34.755	79.785	2010
Moto 3	Barry Davidson	Honda 250	1	39.075	76.306	2012
Moto 450	Ryan Farquhar	Kawasaki	1	35.432	79.219	2012
250cc	William Dunlop	Honda	1	29.658	84.320	2009
Supersport 400	Ian Morrell	Yamaha	1	35.698	78.999	2015
Supertwin	James Cowton	Kawasaki	1	29.657	84.321	2015
Supersport	Michael Dunlop	Yamaha	1	24.783	89.169	2011
Superbike	Michael Dunlop	Honda	1	22.641	91.480	2013
Senior Support	Gary Robinson	Yamaha 600	1	29.956	84.041	2007
Junior Support	Mark Hanna	Honda 250	1	33.788	80.607	2013
Classic 1000cc	Wattie Brown	Norton 920	1	40.273	75.394	2006
Classic 500cc	Neill McWhirter	Norton	1	41.491	74.489	2010
Classic 350cc	Paul Coward	Honda	1	43.421	73.099	2004
Classic 250cc	Geoff McMullan	Suzuki	1	47.294	70.461	2006

MOST WINS at COOKSTOWN 100

Ryan Farquhar	26	1996-12 (400-1, 450-2, STWN-4, SSP-5, SBK-13, SJUN-1)
Ray McCullough	14	1967-79 (250-8, 350-3, 500-3)
Joey Dunlop	11	1977-98 (125-1, 250-4, 350-2, 500-2, SSP-1, SBK-1)
Robert Dunlop	11	1985-08 (125-7, 250-1, 250 B-1, 350-1, SBK-1)
William Dunlop	11	2006-15 (125-3, 250-5, SSP-2, SBK B-1)
Phillip McCallen	10	1987-96 (250-3, 350-1, SSP-2, SBK-4)
Michael Dunlop	9	2006-15 (125-1, 250-1, STWN-2, STWN B-1, SSP-1, SBK-2, SJUN-1)
Courtney Junk	8	1974-83 (200-2, 250-4, 350-1, 500-1)
Mervyn Elwood	8	1987-97 (C500-5, C1000-3)
Noel Hudson	7	1975-95 (250-2, JUN-1, 500-1, SBK-3)
Bill Swallow	7	1987-00 (C350-2, C500-5)
Darran Lindsay	7	2000-05 (125-2, 250-2, SSP-2, SBK-1)

MOST WINS AT ALL IRISH ROAD RACE MEETINGS (after Tandragee 100 2016)

Ryan Farquhar	211	1995-16
Joey Dunlop	156	1971-00
Robert Dunlop	135	1980-08
William Dunlop	113	2005-16
Ray McCullough	109	1960-82
Phillip McCallen	109	1987-99
Michael Dunlop	92	2006-15
Brian Reid	78	1980-94
Darran Lindsay	74	1999-06
James Courtney	66	1992-99

KDM HIRE COOKSTOWN 100



SUPERTWIN


Group A Qualifying

Friday, 29 April 2016

Pos	Class	No	Name	Machine / Sponsor	----- Best Lap -----				Laps
					Time	Behind	Speed	On	
Qualifying Classification									
1	STWN	23	Michal DOKOUPIL	Kawasaki - R T & E Racing	1:31.762		82.387	5	6
2	STWN	8	Paul JORDAN	Kawasaki - B&W / Site Sealants	1:31.914	0.152	82.251	4	5
3	STWN	4	M MITCHELL THOMAS	Kawasaki - Cookstown BE Racing	1:32.083	0.321	82.100	5	5
4	STWN	52	James COWTON	Kawasaki - Cowton Racing by Radcliffe's	1:33.973	2.211	80.449	4	5
5	STWN	65	Michael SWEENEY	Kawasaki - Kiely Heating Racing	1:34.135	2.373	80.310	4	5
6	STWN	55	Scott CAMPBELL	Kawasaki - Ian Bell Motorcycles	1:35.336	3.574	79.298	5	5
7	STWN	56	Adam McLEAN	Kawasaki	1:35.649	3.887	79.039	5	5
8	STWN	64	Stephen McKNIGHT	Suzuki	1:36.143	4.381	78.633	4	5
9	STWN	1	Brad VICARS	Kawasaki	1:38.549	6.787	76.713	5	5
10	STWN	10	James CHAWKE	Kawasaki - McKinstry Racing	1:38.855	7.093	76.476	5	5
11	STWN	25	Rob LIVESEY	Kawasaki - PBR Racing	1:41.101	9.339	74.777	5	5
12	STWN	53	Veronika HANKOCYOVA	Kawasaki - R T & E Racing	1:42.036	10.274	74.091	3	5
13	STWN	59	Anthony AMBLER	Suzuki - Chris Ambler Race Fab	1:42.293	10.531	73.905	5	5
14	STWN	11	Callum LAIDLAW	Suzuki - Dunlop Racing	1:42.313	10.551	73.891	5	5
15	STWN	22	Paul O'ROURKE	Kawasaki - Moriarty's Supervalu	1:43.879	12.117	72.777	5	5
16	STWN	38	Jordan McFERRAN	Suzuki - Cam Racing	1:44.206	12.444	72.549	5	5
17	STWN	43	Philip CROSBIE	Kawasaki	1:46.814	15.052	70.777	2	3

Provisional result to be confirmed by the Stewards of the Meeting subject to completion of technical inspections & the time limit for protests

Page 1 / 1

Circuit	Orritor	Signed		Organising Club	Cookstown & District MCC
Length(miles)	2.1000		Chief Timekeeper	Qualifying Started	16:36
Weather	Sunny	Issued At:	16:51		
Track	Dry				



KDM HIRE COOKSTOWN 100

SUPERTWIN

Group A Qualifying

Friday, 29 April 2016

DETAILED RESULT



Qualifying Classification

Position

1 23 Michal DOKOUPIL

STWN		Behind	
Best Time	1:31.762	Best Speed	82.387 On 5 Gp
Lap	Elapsed Time	Lap Time	Lap Speed
1	2:13.511	2:13.511	56.625
2	3:50.445	1:36.934	77.991
3	5:25.596	1:35.151	79.453
4	6:59.426	1:33.830	80.571
5	8:31.188	1:31.762	82.387
6	10:17.771	1:46.583	70.931

2 8 Paul JORDAN

STWN		Behind	0.152
Best Time	1:31.914	Best Speed	82.251 On 4 Gp
Lap	Elapsed Time	Lap Time	Lap Speed
1	2:15.557	2:15.557	55.770
2	3:54.981	1:39.424	76.038
3	5:30.115	1:35.134	79.467
4	7:02.029	1:31.914	82.251
5	8:34.362	1:32.333	81.878

3 4 M MITCHELL THOMAS

STWN		Behind	0.321
Best Time	1:32.083	Best Speed	82.100 On 5 Gp
Lap	Elapsed Time	Lap Time	Lap Speed
1	2:06.347	2:06.347	59.835
2	3:45.167	1:38.820	76.503
3	5:21.678	1:36.511	78.333
4	6:55.737	1:34.059	80.375
5	8:27.820	1:32.083	82.100

4 52 James COWTON

STWN		Behind	2.211
Best Time	1:33.973	Best Speed	80.449 On 4 Gp
Lap	Elapsed Time	Lap Time	Lap Speed
1	2:15.683	2:15.683	55.718
2	3:50.963	1:35.280	79.345
3	5:25.802	1:34.839	79.714
4	6:59.775	1:33.973	80.449
5	8:34.224	1:34.449	80.043

Qualifying Classification

Position

5 65 Michael SWEENEY

STWN		Behind	2.373
Best Time	1:34.135	Best Speed	80.310 On 4 Gp
Lap	Elapsed Time	Lap Time	Lap Speed
1	2:10.299	2:10.299	58.020
2	3:49.493	1:39.194	76.214
3	5:25.142	1:35.649	79.039
4	6:59.277	1:34.135	80.310
5	8:36.303	1:37.026	77.917

6 55 Scott CAMPBELL

STWN		Behind	3.574
Best Time	1:35.336	Best Speed	79.298 On 5 Gp
Lap	Elapsed Time	Lap Time	Lap Speed
1	2:16.099	2:16.099	55.548
2	3:58.622	1:42.523	73.740
3	5:34.869	1:36.247	78.548
4	7:10.656	1:35.787	78.925
5	8:45.992	1:35.336	79.298

7 56 Adam McLEAN

STWN		Behind	3.887
Best Time	1:35.649	Best Speed	79.039 On 5 Gp
Lap	Elapsed Time	Lap Time	Lap Speed
1	2:15.341	2:15.341	55.859
2	3:59.042	1:43.701	72.902
3	5:37.778	1:38.736	76.568
4	7:14.337	1:36.559	78.294
5	8:49.986	1:35.649	79.039

8 64 Stephen McKNIGHT

STWN		Behind	4.381
Best Time	1:36.143	Best Speed	78.633 On 4 Gp
Lap	Elapsed Time	Lap Time	Lap Speed
1	2:27.491	2:27.491	51.257
2	4:09.629	1:42.138	74.018
3	5:46.514	1:36.885	78.031
4	7:22.657	1:36.143	78.633
5	8:59.321	1:36.664	78.209





Qualifying Classification

Position

9	1 Brad VICARS	STWN	Behind	6.787
Best Time	1:38.549	Best Speed	76.713	On 5 Gp
Lap	Elapsed Time	Lap Time	Lap Speed	
1	2:28.871	2:28.871	50.782	
2	4:10.003	1:41.132	74.754	
3	5:51.581	1:41.578	74.426	
4	7:34.135	1:42.554	73.717	
5	9:12.684	1:38.549	76.713	

10	10 James CHAWKE	STWN	Behind	7.093
Best Time	1:38.855	Best Speed	76.476	On 5 Gp
Lap	Elapsed Time	Lap Time	Lap Speed	
1	2:14.895	2:14.895	56.044	
2	3:58.489	1:43.594	72.977	
3	5:39.883	1:41.394	74.561	
4	7:20.240	1:40.357	75.331	
5	8:59.095	1:38.855	76.476	

11	25 Rob LIVESEY	STWN	Behind	9.339
Best Time	1:41.101	Best Speed	74.777	On 5 Gp
Lap	Elapsed Time	Lap Time	Lap Speed	
1	2:30.811	2:30.811	50.129	
2	4:17.370	1:46.559	70.947	
3	6:02.283	1:44.913	72.060	
4	7:45.051	1:42.768	73.564	
5	9:26.152	1:41.101	74.777	

12	53 Veronika HANKOCYOVA	STWN	Behind	10.274
Best Time	1:42.036	Best Speed	74.091	On 3 Gp
Lap	Elapsed Time	Lap Time	Lap Speed	
1	2:26.242	2:26.242	51.695	
2	4:09.382	1:43.140	73.298	
3	5:51.418	1:42.036	74.091	
4	7:34.361	1:42.943	73.439	
5	9:16.631	1:42.270	73.922	

Qualifying Classification

Position

13	59 Anthony AMBLER	STWN	Behind	10.531
Best Time	1:42.293	Best Speed	73.905	On 5 Gp
Lap	Elapsed Time	Lap Time	Lap Speed	
1	2:22.908	2:22.908	52.901	
2	4:07.739	1:44.831	72.116	
3	5:51.005	1:43.266	73.209	
4	7:34.008	1:43.003	73.396	
5	9:16.301	1:42.293	73.905	

14	11 Callum LAIDLAW	STWN	Behind	10.551
Best Time	1:42.313	Best Speed	73.891	On 5 Gp
Lap	Elapsed Time	Lap Time	Lap Speed	
1	2:32.385	2:32.385	49.611	
2	4:18.161	1:45.776	71.472	
3	6:02.991	1:44.830	72.117	
4	7:45.325	1:42.334	73.876	
5	9:27.638	1:42.313	73.891	

15	22 Paul O'ROURKE	STWN	Behind	12.117
Best Time	1:43.879	Best Speed	72.777	On 5 Gp
Lap	Elapsed Time	Lap Time	Lap Speed	
1	2:39.760	2:39.760	47.321	
2	4:26.384	1:46.624	70.903	
3	6:12.848	1:46.464	71.010	
4	7:59.348	1:46.500	70.986	
5	9:43.227	1:43.879	72.777	

16	38 Jordan McFERRAN	STWN	Behind	12.444
Best Time	1:44.206	Best Speed	72.549	On 5 Gp
Lap	Elapsed Time	Lap Time	Lap Speed	
1	2:35.715	2:35.715	48.550	
2	4:24.793	1:49.078	69.308	
3	6:12.074	1:47.281	70.469	
4	7:58.435	1:46.361	71.079	
5	9:42.641	1:44.206	72.549	

KDM HIRE COOKSTOWN 100

SUPERTWIN

Group A Qualifying

Friday, 29 April 2016

DETAILED RESULT



Qualifying Classification

Position

17 43 Philip CROSBIE

STWN Behind 15.052

Best Time 1:46.814 Best Speed 70.777 On 2 Gp

Lap	Elapsed Time	Lap Time	Lap Speed
1	2:28.669	2:28.669	50.851
2	4:15.483	1:46.814	70.777
3	6:03.623	1:48.140	69.909

KDM HIRE COOKSTOWN 100

SUPERTWIN

Group B Qualifying


Friday, 29 April 2016



Pos	Class	No	Name	Machine / Sponsor	----- Best Lap -----				Laps
					Time	Behind	Speed	On	
Qualifying Classification									
1	STWN	82	Derek SHEILS	Kawasaki - Cookstown BE Racing	1:33.182		81.132	7	7
2	STWN	96	Andy FARRELL	Kawasaki	1:36.199	3.017	78.587	5	7
3	STWN	182	Rhys HARDISTY	Kawasaki - McKinstry Racing	1:36.751	3.569	78.139	8	8
4	STWN	84	Maria COSTELLO	Kawasaki - Maria Costello Racing	1:37.248	4.066	77.739	7	7
5	STWN	97	Seamus ELLIOTT	Kawasaki	1:37.714	4.532	77.369	5	7
6	STWN	158	John PEMBERTON	Suzuki	1:40.752	7.570	75.036	7	7
7	STWN	155	Paul HURLEY	Suzuki	1:40.932	7.750	74.902	7	7
8	STWN	147	Timothy ELWOOD	Kawasaki	1:43.389	10.207	73.122	4	4
9	STWN	181	Jason SHAW	Kawasaki	1:44.404	11.222	72.411	3	5
10	STWN	67	Alexander PICKETT	WK - Crossett Motorcycles	1:44.525	11.343	72.327	7	7
11	STWN	131	Robert CAIRNS	Kawasaki	1:44.616	11.434	72.264	7	7
12	STWN	118	Tommy HEAPHY	Suzuki - Ballyneal Stone Masons	1:45.066	11.884	71.955	7	7
13	STWN	125	Colin BOWLES	Suzuki	1:45.168	11.986	71.885	7	7
14	STWN	144	Michael BROOKES	Suzuki	1:47.488	14.306	70.333	5	7
15	STWN	123	Denis LYNCH	Suzuki - D&E Autos	1:53.691	20.509	66.496	6	6
16	STWN	79	Stephen DAVISON	Kawasaki	2:34.903	1:01.721	48.805	1	1

Provisional result to be confirmed by the Stewards of the Meeting subject to completion of technical inspections & the time limit for protests

Page 1 / 1

Circuit	Orritor	Signed		Organising Club	Cookstown & District MCC
Length(miles)	2.1000		Chief Timekeeper	Qualifying Started	16:51
Weather	Sunny	Issued At:	17:13		
Track	Dry				





Qualifying Classification

Position

1 82 Derek SHEILS

STWN Behind **3.017**
Best Time **1:33.182** Best Speed **81.132** On **7** Gp

Lap	Elapsed Time	Lap Time	Lap Speed
1	2:15.194	2:15.194	55.920
2	8:33.077	6:17.883	20.006
3	10:39.503	2:06.426	59.798
4	12:12.946	1:33.443	80.905
5	13:46.856	1:33.910	80.503
6	15:22.422	1:35.566	79.108
7	16:55.604	1:33.182	81.132

2 96 Andy FARRELL

STWN Behind **3.017**
Best Time **1:36.199** Best Speed **78.587** On **5** Gp

Lap	Elapsed Time	Lap Time	Lap Speed
1	2:21.237	2:21.237	53.527
2	4:19.106	1:57.869	64.139
3	10:37.256	6:18.150	19.992
4	12:14.964	1:37.708	77.373
5	13:51.163	1:36.199	78.587
6	15:28.855	1:37.692	77.386
7	17:06.535	1:37.680	77.396

3 182 Rhys HARDISTY

STWN Behind **3.569**
Best Time **1:36.751** Best Speed **78.139** On **8** Gp

Lap	Elapsed Time	Lap Time	Lap Speed
1	2:09.224	2:09.224	58.503
2	3:50.950	1:41.726	74.317
3	7:41.224	3:50.274	32.830
4	10:45.114	3:03.890	41.112
5	12:22.237	1:37.123	77.839
6	14:01.093	1:38.856	76.475
7	15:38.114	1:37.021	77.921
8	17:14.865	1:36.751	78.139

Qualifying Classification

Position

4 84 Maria COSTELLO

STWN Behind **4.066**
Best Time **1:37.248** Best Speed **77.739** On **7** Gp

Lap	Elapsed Time	Lap Time	Lap Speed
1	2:20.992	2:20.992	53.620
2	4:20.088	1:59.096	63.478
3	10:44.720	6:24.632	19.655
4	12:23.196	1:38.476	76.770
5	14:02.319	1:39.123	76.269
6	15:40.868	1:38.549	76.713
7	17:18.116	1:37.248	77.739

5 97 Seamus ELLIOTT

STWN Behind **4.532**
Best Time **1:37.714** Best Speed **77.369** On **5** Gp

Lap	Elapsed Time	Lap Time	Lap Speed
1	2:22.834	2:22.834	52.929
2	4:17.958	1:55.124	65.668
3	10:55.569	6:37.611	19.014
4	12:36.573	1:41.004	74.849
5	14:14.287	1:37.714	77.369
6	15:52.286	1:37.999	77.144
7	17:34.221	1:41.935	74.165

6 158 John PEMBERTON

STWN Behind **7.570**
Best Time **1:40.752** Best Speed **75.036** On **7** Gp

Lap	Elapsed Time	Lap Time	Lap Speed
1	2:35.034	2:35.034	48.763
2	5:00.699	2:25.665	51.900
3	11:08.780	6:08.081	20.539
4	12:54.355	1:45.575	71.608
5	14:37.448	1:43.093	73.332
6	16:20.157	1:42.709	73.606
7	18:00.909	1:40.752	75.036

7 155 Paul HURLEY

STWN Behind **7.750**
Best Time **1:40.932** Best Speed **74.902** On **7** Gp

Lap	Elapsed Time	Lap Time	Lap Speed
1	2:24.757	2:24.757	52.225
2	4:29.047	2:04.290	60.825
3	11:09.103	6:40.056	18.897
4	12:53.244	1:44.141	72.594
5	14:35.320	1:42.076	74.062
6	16:18.859	1:43.539	73.016
7	17:59.791	1:40.932	74.902

KDM HIRE COOKSTOWN 100

SUPERTWIN

Group B Qualifying

Friday, 29 April 2016

DETAILED RESULT



Qualifying Classification

Position

8 147 Timothy ELWOOD

STWN Behind **10.207**

Best Time **1:43.389** Best Speed **73.122** On **4** Gp

Lap	Elapsed Time	Lap Time	Lap Speed
1	2:26.522	2:26.522	51.596
2	4:24.741	1:58.219	63.949
3	10:58.706	6:33.965	19.190
4	12:42.095	1:43.389	73.122

9 181 Jason SHAW

STWN Behind **11.222**

Best Time **1:44.404** Best Speed **72.411** On **3** Gp

Lap	Elapsed Time	Lap Time	Lap Speed
1	10:50.223	10:50.223	11.627
2	12:35.968	1:45.745	71.493
3	14:20.372	1:44.404	72.411
4	16:05.858	1:45.486	71.668
5	17:52.302	1:46.444	71.023

10 67 Alexander PICKETT

STWN Behind **11.343**

Best Time **1:44.525** Best Speed **72.327** On **7** Gp

Lap	Elapsed Time	Lap Time	Lap Speed
1	2:14.809	2:14.809	56.079
2	4:19.611	2:04.802	60.576
3	11:04.488	6:44.877	18.672
4	12:50.828	1:46.340	71.093
5	14:37.052	1:46.224	71.170
6	16:21.907	1:44.855	72.100
7	18:06.432	1:44.525	72.327

11 131 Robert CAIRNS

STWN Behind **11.434**

Best Time **1:44.616** Best Speed **72.264** On **7** Gp

Lap	Elapsed Time	Lap Time	Lap Speed
1	2:30.608	2:30.608	50.197
2	4:34.740	2:04.132	60.903
3	10:53.278	6:18.538	19.972
4	12:40.064	1:46.786	70.796
5	14:33.223	1:53.159	66.809
6	16:19.969	1:46.746	70.822
7	18:04.585	1:44.616	72.264

Qualifying Classification

Position

12 118 Tommy HEAPHY

STWN Behind **11.884**

Best Time **1:45.066** Best Speed **71.955** On **7** Gp

Lap	Elapsed Time	Lap Time	Lap Speed
1	2:44.199	2:44.199	46.042
2	5:00.827	2:16.628	55.333
3	11:14.037	6:13.210	20.257
4	13:01.962	1:47.925	70.049
5	14:48.751	1:46.789	70.794
6	16:34.873	1:46.122	71.239
7	18:19.939	1:45.066	71.955

13 125 Colin BOWLES

STWN Behind **11.986**

Best Time **1:45.168** Best Speed **71.885** On **7** Gp

Lap	Elapsed Time	Lap Time	Lap Speed
1	2:29.992	2:29.992	50.403
2	4:32.873	2:02.881	61.523
3	11:07.188	6:34.315	19.172
4	12:54.160	1:46.972	70.673
5	14:42.140	1:47.980	70.013
6	16:28.059	1:45.919	71.375
7	18:13.227	1:45.168	71.885

14 144 Michael BROOKES

STWN Behind **14.306**

Best Time **1:47.488** Best Speed **70.333** On **5** Gp

Lap	Elapsed Time	Lap Time	Lap Speed
1	2:22.573	2:22.573	53.025
2	4:28.129	2:05.556	60.212
3	11:13.153	6:45.024	18.666
4	13:00.811	1:47.658	70.222
5	14:48.299	1:47.488	70.333
6	16:36.848	1:48.549	69.646
7	18:25.174	1:48.326	69.789

15 123 Denis LYNCH

STWN Behind **20.509**

Best Time **1:53.691** Best Speed **66.496** On **6** Gp

Lap	Elapsed Time	Lap Time	Lap Speed
1	2:41.732	2:41.732	46.744
2	5:01.425	2:19.693	54.119
3	11:26.292	6:24.867	19.643
4	13:24.230	1:57.938	64.101
5	15:19.832	1:55.602	65.397
6	17:13.523	1:53.691	66.496



KDM HIRE COOKSTOWN 100

SUPERTWIN

Group B Qualifying

Friday, 29 April 2016

DETAILED RESULT



Qualifying Classification

Position

16 79 Stephen DAVISON

STWN Behind 1:01.721

Best Time 2:34.903 Best Speed 48.805 On 1 Gp

Lap	Elapsed Time	Lap Time	Lap Speed
1	2:34.903	2:34.903	48.805

KDM HIRE COOKSTOWN 100


SUPERTWIN COMBINED QUALIFYING



Pos	Class	No	Name	-----Best Time / Qual Laps-----		Overall Best Time / Speed / Total Qual Laps
				Session A	Session B	
Qualifying Classification						
1	STWN	23	Michal DOKOUPIL	1:31.762	-----	1:31.762 82.387
2	STWN	8	Paul JORDAN	1:31.914	-----	1:31.914 82.251
3	STWN	4	M MITCHELL THOMAS	1:32.083	-----	1:32.083 82.100
4	STWN	82	Derek SHEILS	-----	1:33.182	1:33.182 81.132
5	STWN	52	James COWTON	1:33.973	-----	1:33.973 80.449
6	STWN	65	Michael SWEENEY	1:34.135	-----	1:34.135 80.310
7	STWN	55	Scott CAMPBELL	1:35.336	-----	1:35.336 79.298
8	STWN	56	Adam McLEAN	1:35.649	-----	1:35.649 79.039
9	STWN	64	Stephen McKNIGHT	1:36.143	-----	1:36.143 78.633
10	STWN	96	Andy FARRELL	-----	1:36.199	1:36.199 78.587
11	STWN	182	Rhys HARDISTY	-----	1:36.751	1:36.751 78.139
12	STWN	84	Maria COSTELLO	-----	1:37.248	1:37.248 77.739
13	STWN	97	Seamus ELLIOTT	-----	1:37.714	1:37.714 77.369
14	STWN	1	Brad VICARS	1:38.549	-----	1:38.549 76.713
15	STWN	10	James CHAWKE	1:38.855	-----	1:38.855 76.476
16	STWN	158	John PEMBERTON	-----	1:40.752	1:40.752 75.036
17	STWN	155	Paul HURLEY	-----	1:40.932	1:40.932 74.902
18	STWN	25	Rob LIVESEY	1:41.101	-----	1:41.101 74.777
19	STWN	53	Veronika HANKOCYOVA	1:42.036	-----	1:42.036 74.091
20	STWN	59	Anthony AMBLER	1:42.293	-----	1:42.293 73.905
21	STWN	11	Callum LAIDLAW	1:42.313	-----	1:42.313 73.891
22	STWN	147	Timothy ELWOOD	-----	1:43.389	1:43.389 73.122
23	STWN	22	Paul O'ROURKE	1:43.879	-----	1:43.879 72.777
24	STWN	38	Jordan McFERRAN	1:44.206	-----	1:44.206 72.549
25	STWN	181	Jason SHAW	-----	1:44.404	1:44.404 72.411
26	STWN	67	Alexander PICKETT	-----	1:44.525	1:44.525 72.327
27	STWN	131	Robert CAIRNS	-----	1:44.616	1:44.616 72.264
28	STWN	118	Tommy HEAPHY	-----	1:45.066	1:45.066 71.955
29	STWN	125	Colin BOWLES	-----	1:45.168	1:45.168 71.885
30	STWN	43	Philip CROSBIE	1:46.814	-----	1:46.814 70.777
31	STWN	144	Michael BROOKES	-----	1:47.488	1:47.488 70.333
32	STWN	123	Denis LYNCH	-----	1:53.691	1:53.691 66.496
33	STWN	79	Stephen DAVISON	-----	2:34.903	2:34.903 48.805

Provisional result to be confirmed by the Stewards of the Meeting subject to completion of technical inspections & the time limit for protests

Page 1 / 1

Circuit	Orritor	Signed	 Chief Timekeeper	Organising Club	Cookstown & District MCC
Length(miles)	2.1000	Issued At:			
Weather					
Track					



KDM HIRE COOKSTOWN 100

SUPERTWIN

Orritor 2.100 miles

R8: Hayes Fuels Supertwin A

30/04/2016 13:25

Race (7 Laps)

RACE 8 -SUPERTWIN A

11	147 A	22 B	
10	53 A	59 B	11 C
9	158 A	155 B	25 C
8			
7	1 A	10 B	
6	182 A	84 B	97 C
5	56 A	64 B	96 C
4			
3	55 A		
2	82 A	52 B	65 C
1	23 A POLE POSITION	8 B	4 C



Promoted by Cookstown and District Motorcycle Club
Provisional result to be confirmed by the Stewards of the Meeting subject to the completion of technical inspections and the time limit for protests.
MCUI (Ulster Centre) Timing @ www.elaps-timing.com
Printed: 29/04/2016 17:12:43



Orbits

KDM HIRE COOKSTOWN 100

SUPERTWIN

Orritor 2.100 miles

R9: Hayes Fuels Supertwin B


30/04/2016 13:50

Race (6 Laps)

RACE 9 - SUPERTWIN B

No 79 subject to completing 4 more practice laps

5	144 A	123 B	79 C	B
4	A	B	C	
3	43 A	B	C	
2	131 A	118 B	125 C	
1	38 A POLE POSITION	181 B	67 C	A



Promoted by Cookstown and District Motorcycle Club

Orbits

Provisional result to be confirmed by the Stewards of the Meeting subject to the completion of technical inspections and the time limit for protests.

MCUI (Ulster Centre) Timing @ www.elaps-timing.com



Ride on
Delta
Seven

KDM HIRE COOKSTOWN 100

SUPERTWIN

Race 10 - Hayes Fuels Supertwin A

Saturday, 30 April 2016



Pos	Class	No	Name	Machine / Sponsor	Gp	Lap	Total Time	Behind	Speed	-----Best Lap-----		
										Time	Speed	On

Race Classification

1	STWN	4	M MITCHELL THOMAS	Kawasaki - Cookstown BE Racing	a	6	9:09.239		82.587	1:30.016	83.985	5
2	STWN	52	James COWTON	Kawasaki - Cowton Racing by Radcliffe's	a	6	9:10.298	1.059	82.428	1:29.747	84.237	5
3	STWN	23	Michal DOKOUPIL	Kawasaki - R T & E Racing	a	6	9:10.655	1.416	82.375	1:30.657	83.391	6
4	STWN	8	Paul JORDAN	Kawasaki - B&W / Site Sealants	a	6	9:10.863	1.624	82.344	1:30.300	83.721	6
5	STWN	82	Derek SHEILS	Kawasaki - Cookstown BE Racing	a	6	9:12.008	2.769	82.173	1:30.725	83.329	4
6	STWN	64	Stephen McKNIGHT	Suzuki	b	6	9:30.960	21.721	79.445	1:33.699	80.684	6
7	STWN	55	Scott CAMPBELL	Kawasaki - Ian Bell Motorcycles	a	6	9:32.824	23.585	79.187	1:34.212	80.245	3
8	STWN	182	Rhys HARDISTY	Kawasaki - McKinstry Racing	b	6	9:36.328	27.089	78.705	1:34.184	80.268	5
9	STWN	96	Andy FARRELL	Kawasaki	b	6	9:40.749	31.510	78.106	1:34.319	80.154	5
10	STWN	10	James CHAWKE	Kawasaki - McKinstry Racing	b	6	9:41.031	31.792	78.068	1:34.497	80.003	5
11	STWN	84	Maria COSTELLO	Kawasaki - Maria Costello Racing	b	6	9:43.612	34.373	77.723	1:35.417	79.231	4
12	STWN	147	Timothy ELWOOD	Kawasaki	c	6	9:48.503	39.264	77.077	1:35.076	79.515	4
13	STWN	59	Anthony AMBLER	Suzuki - Chris Ambler Race Fab	c	6	9:58.124	48.885	75.837	1:37.847	77.263	2
14	STWN	11	Callum LAIDLAW	Suzuki - Dunlop Racing	c	6	9:58.324	49.085	75.812	1:37.465	77.566	3
15	STWN	25	Rob LIVESEY	Kawasaki - PBR Racing	c	6	9:59.062	49.823	75.718	1:38.385	76.841	3
16	STWN	155	Paul HURLEY	Suzuki	c	6	9:59.162	49.923	75.706	1:37.489	77.547	2
17	STWN	158	John PEMBERTON	Suzuki	b	6	10:16.950	1:07.711	73.523	1:41.524	74.465	5

Fastest Lap


STWN	52	James COWTON	Kawasaki - Cowton Racing by Radcliffe's							1:29.747	84.237	5
------	----	--------------	---	--	--	--	--	--	--	----------	--------	---

Not Classified

DNF	STWN	97	Seamus ELLIOTT	Kawasaki	b	5	8:25.321		74.804	1:33.602	80.768	4
-----	------	----	----------------	----------	---	---	----------	--	--------	----------	--------	---

Provisional result to be confirmed by the Stewards of the Meeting subject to completion of technical inspections & the time limit for protests

Page 1 / 1

Circuit	Orritor	Signed		Organising Club	Cookstown & District MCC
Length(miles)	2.1000		Chief Timekeeper	Race Started	15:20
Weather	Sunny	Issued At:	15:34	Gp Time Diff - b 14.38 / c 30.19	
Track	Dry				




KDM HIRE COOKSTOWN 100

SUPERTWIN

Race 10 - Hayes Fuels Supertwin A

Saturday, 30 April 2016

DETAILED RESULT



Race Classification

1 4 M MITCHELL THOMAS

Total Time **9:09.239** Avg Speed **82.587** Behind
Best Time **1:30.016** Best Speed **83.985** On **5** Gp **a**

Lap	Elapsed Time	Lap Time	Lap Speed
1	1:36.080	1:36.080	78.684
2	3:07.231	1:31.151	82.939
3	4:38.028	1:30.797	83.263
4	6:08.785	1:30.757	83.299
5	7:38.801	1:30.016	83.985
6	9:09.239	1:30.438	83.593

2 52 James COWTON

Total Time **9:10.298** Avg Speed **82.428** Behind **1.059**
Best Time **1:29.747** Best Speed **84.237** On **5** Gp **a**

Lap	Elapsed Time	Lap Time	Lap Speed
1	1:37.096	1:37.096	77.861
2	3:07.843	1:30.747	83.309
3	4:38.885	1:31.042	83.039
4	6:09.584	1:30.699	83.353
5	7:39.331	1:29.747	84.237
6	9:10.298	1:30.967	83.107

3 23 Michal DOKOUPIL

Total Time **9:10.655** Avg Speed **82.375** Behind **1.416**
Best Time **1:30.657** Best Speed **83.391** On **6** Gp **a**

Lap	Elapsed Time	Lap Time	Lap Speed
1	1:35.811	1:35.811	78.905
2	3:07.574	1:31.763	82.386
3	4:38.443	1:30.869	83.197
4	6:09.253	1:30.810	83.251
5	7:39.998	1:30.745	83.310
6	9:10.655	1:30.657	83.391

4 8 Paul JORDAN

Total Time **9:10.863** Avg Speed **82.344** Behind **1.624**
Best Time **1:30.300** Best Speed **83.721** On **6** Gp **a**

Lap	Elapsed Time	Lap Time	Lap Speed
1	1:37.308	1:37.308	77.691
2	3:08.141	1:30.833	83.230
3	4:39.242	1:31.101	82.985
4	6:10.058	1:30.816	83.245
5	7:40.563	1:30.505	83.531
6	9:10.863	1:30.300	83.721

Race Classification

5 82 Derek SHEILS

Total Time **9:12.008** Avg Speed **82.173** Behind **2.769**
Best Time **1:30.725** Best Speed **83.329** On **4** Gp **a**

Lap	Elapsed Time	Lap Time	Lap Speed
1	1:35.365	1:35.365	79.274
2	3:07.087	1:31.722	82.423
3	4:38.227	1:31.140	82.949
4	6:08.952	1:30.725	83.329
5	7:41.095	1:32.143	82.046
6	9:12.008	1:30.913	83.156

6 64 Stephen McKNIGHT

Total Time **9:30.960** Avg Speed **79.445** Behind **21.721**
Best Time **1:33.699** Best Speed **80.684** On **6** Gp **b**

Lap	Elapsed Time	Lap Time	Lap Speed
1	1:40.663	1:40.663	75.102
2	3:15.439	1:34.776	79.767
3	4:49.362	1:33.923	80.491
4	6:23.217	1:33.855	80.550
5	7:57.261	1:34.044	80.388
6	9:30.960	1:33.699	80.684

7 55 Scott CAMPBELL

Total Time **9:32.824** Avg Speed **79.187** Behind **23.585**
Best Time **1:34.212** Best Speed **80.245** On **3** Gp **a**

Lap	Elapsed Time	Lap Time	Lap Speed
1	1:39.411	1:39.411	76.048
2	3:13.883	1:34.472	80.024
3	4:48.095	1:34.212	80.245
4	6:22.994	1:34.899	79.664
5	7:58.115	1:35.121	79.478
6	9:32.824	1:34.709	79.823

8 182 Rhys HARDISTY

Total Time **9:36.328** Avg Speed **78.705** Behind **27.089**
Best Time **1:34.184** Best Speed **80.268** On **5** Gp **b**

Lap	Elapsed Time	Lap Time	Lap Speed
1	1:39.027	1:39.027	76.343
2	3:16.404	1:37.377	77.636
3	4:51.140	1:34.736	79.801
4	6:26.387	1:35.247	79.373
5	8:00.571	1:34.184	80.268
6	9:36.328	1:35.757	78.950


KDM HIRE COOKSTOWN 100

SUPERTWIN

Race 10 - Hayes Fuels Supertwin A

Saturday, 30 April 2016

DETAILED RESULT



Race Classification

9 96 Andy FARRELL

Total Time **9:40.749** Avg Speed **78.106** Behind **31.510**

Best Time **1:34.319** Best Speed **80.154** On **5** Gp **b**

Lap	Elapsed Time	Lap Time	Lap Speed
1	1:39.542	1:39.542	75.948
2	3:14.968	1:35.426	79.224
3	4:50.396	1:35.428	79.222
4	6:25.951	1:35.555	79.117
5	8:00.270	1:34.319	80.154
6	9:40.749	1:40.479	75.240

Race Classification

13 59 Anthony AMBLER

Total Time **9:58.124** Avg Speed **75.837** Behind **48.885**

Best Time **1:37.847** Best Speed **77.263** On **2** Gp **c**

Lap	Elapsed Time	Lap Time	Lap Speed
1	1:44.706	1:44.706	72.202
2	3:22.553	1:37.847	77.263
3	5:00.761	1:38.208	76.979
4	6:39.056	1:38.295	76.911
5	8:18.718	1:39.662	75.856
6	9:58.124	1:39.406	76.052

10 10 James CHAWKE

Total Time **9:41.031** Avg Speed **78.068** Behind **31.792**

Best Time **1:34.497** Best Speed **80.003** On **5** Gp **b**

Lap	Elapsed Time	Lap Time	Lap Speed
1	1:42.828	1:42.828	73.521
2	3:18.153	1:35.325	79.308
3	4:54.357	1:36.204	78.583
4	6:28.957	1:34.600	79.915
5	8:03.454	1:34.497	80.003
6	9:41.031	1:37.577	77.477

14 11 Callum LAIDLAW

Total Time **9:58.324** Avg Speed **75.812** Behind **49.085**

Best Time **1:37.465** Best Speed **77.566** On **3** Gp **c**

Lap	Elapsed Time	Lap Time	Lap Speed
1	1:45.550	1:45.550	71.625
2	3:24.031	1:38.481	76.766
3	5:01.496	1:37.465	77.566
4	6:39.577	1:38.081	77.079
5	8:18.954	1:39.377	76.074
6	9:58.324	1:39.370	76.079

11 84 Maria COSTELLO

Total Time **9:43.612** Avg Speed **77.723** Behind **34.373**

Best Time **1:35.417** Best Speed **79.231** On **4** Gp **b**

Lap	Elapsed Time	Lap Time	Lap Speed
1	1:41.563	1:41.563	74.437
2	3:17.859	1:36.296	78.508
3	4:54.166	1:36.307	78.499
4	6:29.583	1:35.417	79.231
5	8:07.005	1:37.422	77.601
6	9:43.612	1:36.607	78.255

15 25 Rob LIVESEY

Total Time **9:59.062** Avg Speed **75.718** Behind **49.823**

Best Time **1:38.385** Best Speed **76.841** On **3** Gp **c**

Lap	Elapsed Time	Lap Time	Lap Speed
1	1:42.653	1:42.653	73.646
2	3:21.250	1:38.597	76.676
3	4:59.635	1:38.385	76.841
4	6:38.431	1:38.796	76.521
5	8:18.248	1:39.817	75.739
6	9:59.062	1:40.814	74.990

12 147 Timothy ELWOOD

Total Time **9:48.503** Avg Speed **77.077** Behind **39.264**

Best Time **1:35.076** Best Speed **79.515** On **4** Gp **c**

Lap	Elapsed Time	Lap Time	Lap Speed
1	1:44.304	1:44.304	72.480
2	3:21.940	1:37.636	77.430
3	4:59.835	1:37.895	77.226
4	6:34.911	1:35.076	79.515
5	8:11.174	1:36.263	78.535
6	9:48.503	1:37.329	77.675

16 155 Paul HURLEY

Total Time **9:59.162** Avg Speed **75.706** Behind **49.923**

Best Time **1:37.489** Best Speed **77.547** On **2** Gp **c**

Lap	Elapsed Time	Lap Time	Lap Speed
1	1:45.917	1:45.917	71.377
2	3:23.406	1:37.489	77.547
3	5:00.897	1:37.491	77.546
4	6:39.201	1:38.304	76.904
5	8:19.027	1:39.826	75.732
6	9:59.162	1:40.135	75.498


KDM HIRE COOKSTOWN 100

SUPERTWIN

Race 10 - Hayes Fuels Supertwin A

Saturday, 30 April 2016

DETAILED RESULT



Race Classification

17 158 John PEMBERTON

Total Time **10:16.950** Avg Speed **73.523** Behind **1:07.711**

Best Time **1:41.524** Best Speed **74.465** On **5** Gp **b**

Lap	Elapsed Time	Lap Time	Lap Speed
1	1:47.001	1:47.001	70.654
2	3:28.856	1:41.855	74.223
3	5:10.861	1:42.005	74.114
4	6:52.545	1:41.684	74.348
5	8:34.069	1:41.524	74.465
6	10:16.950	1:42.881	73.483

Not Classified

DNF 97 Seamus ELLIOTT

Total Time **8:25.321** Avg Speed **74.804** Behind

Best Time **1:33.602** Best Speed **80.768** On **4** Gp **b**

Lap	Elapsed Time	Lap Time	Lap Speed
1	1:40.182	1:40.182	75.463
2	3:15.202	1:35.020	79.562
3	4:50.743	1:35.541	79.128
4	6:24.345	1:33.602	80.768
5	8:25.321	2:00.976	62.492

KDM HIRE COOKSTOWN 100

SUPERTWIN

Race 10 - Hayes Fuels Supertwin A

LAP CHART



1

No	Name	Gp	Time of Day	Lap Time
82	Derek SHEILS	a	15:22:25.656	1:35.365
23	Michal DOKOUPIL	a	15:22:26.102	1:35.811
4	M MITCHELL THOMAS	a	15:22:26.371	1:36.080
52	James COWTON	a	15:22:27.387	1:37.096
8	Paul JORDAN	a	15:22:27.599	1:37.308
182	Rhys HARDISTY	b	15:22:29.318	1:39.027
55	Scott CAMPBELL	a	15:22:29.702	1:39.411
96	Andy FARRELL	b	15:22:29.833	1:39.542
97	Seamus ELLIOTT	b	15:22:30.473	1:40.182
64	Stephen McKNIGHT	b	15:22:30.954	1:40.663
84	Maria COSTELLO	b	15:22:31.854	1:41.563
25	Rob LIVESEY	c	15:22:32.944	1:42.653
10	James CHAWKE	b	15:22:33.119	1:42.828
147	Timothy ELWOOD	c	15:22:34.595	1:44.304
59	Anthony AMBLER	c	15:22:34.997	1:44.706
11	Callum LAIDLAW	c	15:22:35.841	1:45.550
155	Paul HURLEY	c	15:22:36.208	1:45.917
158	John PEMBERTON	b	15:22:37.292	1:47.001

2

No	Name	Gp	Time of Day	Lap Time
82	Derek SHEILS	a	15:23:57.378	1:31.722
4	M MITCHELL THOMAS	a	15:23:57.522	1:31.151
23	Michal DOKOUPIL	a	15:23:57.865	1:31.763
52	James COWTON	a	15:23:58.134	1:30.747
8	Paul JORDAN	a	15:23:58.432	1:30.833
55	Scott CAMPBELL	a	15:24:04.174	1:34.472
96	Andy FARRELL	b	15:24:05.259	1:35.426
97	Seamus ELLIOTT	b	15:24:05.493	1:35.020
64	Stephen McKNIGHT	b	15:24:05.730	1:34.776
182	Rhys HARDISTY	b	15:24:06.695	1:37.377
84	Maria COSTELLO	b	15:24:08.150	1:36.296
10	James CHAWKE	b	15:24:08.444	1:35.325
25	Rob LIVESEY	c	15:24:11.541	1:38.597
147	Timothy ELWOOD	c	15:24:12.231	1:37.636
59	Anthony AMBLER	c	15:24:12.844	1:37.847
155	Paul HURLEY	c	15:24:13.697	1:37.489
11	Callum LAIDLAW	c	15:24:14.322	1:38.481
158	John PEMBERTON	b	15:24:19.147	1:41.855

3

No	Name	Gp	Time of Day	Lap Time
4	M MITCHELL THOMAS	a	15:25:28.319	1:30.797
82	Derek SHEILS	a	15:25:28.518	1:31.140
23	Michal DOKOUPIL	a	15:25:28.734	1:30.869
52	James COWTON	a	15:25:29.176	1:31.042
8	Paul JORDAN	a	15:25:29.533	1:31.101
55	Scott CAMPBELL	a	15:25:38.386	1:34.212
64	Stephen McKNIGHT	b	15:25:39.653	1:33.923
96	Andy FARRELL	b	15:25:40.687	1:35.428
97	Seamus ELLIOTT	b	15:25:41.034	1:35.541
182	Rhys HARDISTY	b	15:25:41.431	1:34.736
84	Maria COSTELLO	b	15:25:44.457	1:36.307
10	James CHAWKE	b	15:25:44.648	1:36.204
25	Rob LIVESEY	c	15:25:49.926	1:38.385
147	Timothy ELWOOD	c	15:25:50.126	1:37.895
59	Anthony AMBLER	c	15:25:51.052	1:38.208
155	Paul HURLEY	c	15:25:51.188	1:37.491
11	Callum LAIDLAW	c	15:25:51.787	1:37.465
158	John PEMBERTON	b	15:26:01.152	1:42.005

4

No	Name	Gp	Time of Day	Lap Time
4	M MITCHELL THOMAS	a	15:26:59.076	1:30.757
82	Derek SHEILS	a	15:26:59.243	1:30.725
23	Michal DOKOUPIL	a	15:26:59.544	1:30.810
52	James COWTON	a	15:26:59.875	1:30.699
8	Paul JORDAN	a	15:27:00.349	1:30.816
55	Scott CAMPBELL	a	15:27:13.285	1:34.899
64	Stephen McKNIGHT	b	15:27:13.508	1:33.855
97	Seamus ELLIOTT	b	15:27:14.636	1:33.602
96	Andy FARRELL	b	15:27:16.242	1:35.555
182	Rhys HARDISTY	b	15:27:16.678	1:35.247
10	James CHAWKE	b	15:27:19.248	1:34.600
84	Maria COSTELLO	b	15:27:19.874	1:35.417
147	Timothy ELWOOD	c	15:27:25.202	1:35.076
25	Rob LIVESEY	c	15:27:28.722	1:38.796
59	Anthony AMBLER	c	15:27:29.347	1:38.295
155	Paul HURLEY	c	15:27:29.492	1:38.304
11	Callum LAIDLAW	c	15:27:29.868	1:38.081
158	John PEMBERTON	b	15:27:42.836	1:41.684

5

No	Name	Gp	Time of Day	Lap Time
4	M MITCHELL THOMAS	a	15:28:29.092	1:30.016
52	James COWTON	a	15:28:29.622	1:29.747
23	Michal DOKOUPIL	a	15:28:30.289	1:30.745
8	Paul JORDAN	a	15:28:30.854	1:30.505
82	Derek SHEILS	a	15:28:31.386	1:32.143
64	Stephen McKNIGHT	b	15:28:47.552	1:34.044
55	Scott CAMPBELL	a	15:28:48.406	1:35.121
96	Andy FARRELL	b	15:28:50.561	1:34.319
182	Rhys HARDISTY	b	15:28:50.862	1:34.184
10	James CHAWKE	b	15:28:53.745	1:34.497
84	Maria COSTELLO	b	15:28:57.296	1:37.422
147	Timothy ELWOOD	c	15:29:01.465	1:36.263
25	Rob LIVESEY	c	15:29:08.539	1:39.817
59	Anthony AMBLER	c	15:29:09.009	1:39.662
11	Callum LAIDLAW	c	15:29:09.245	1:39.377
155	Paul HURLEY	c	15:29:09.318	1:39.826
97	Seamus ELLIOTT	b	15:29:15.612	2:00.976
158	John PEMBERTON	b	15:29:24.360	1:41.524

6

No	Name	Gp	Time of Day	Lap Time
4	M MITCHELL THOMAS	a	15:29:59.530	1:30.438
52	James COWTON	a	15:30:00.589	1:30.967
23	Michal DOKOUPIL	a	15:30:00.946	1:30.657
8	Paul JORDAN	a	15:30:01.154	1:30.300
82	Derek SHEILS	a	15:30:02.299	1:30.913
64	Stephen McKNIGHT	b	15:30:21.251	1:33.699
55	Scott CAMPBELL	a	15:30:23.115	1:34.709
182	Rhys HARDISTY	b	15:30:26.619	1:35.757
96	Andy FARRELL	b	15:30:31.040	1:40.479
10	James CHAWKE	b	15:30:31.322	1:37.577
84	Maria COSTELLO	b	15:30:33.903	1:36.607
147	Timothy ELWOOD	c	15:30:38.794	1:37.329
59	Anthony AMBLER	c	15:30:48.415	1:39.406
11	Callum LAIDLAW	c	15:30:48.615	1:39.370
25	Rob LIVESEY	c	15:30:49.353	1:40.814
155	Paul HURLEY	c	15:30:49.453	1:40.135
158	John PEMBERTON	b	15:31:07.241	1:42.881

KDM HIRE COOKSTOWN 100

SUPERTWIN

Race 11 - Hayes Fuels Supertwin B

Saturday, 30 April 2016



Pos	Class	No	Name	Machine / Sponsor	Gp	Lap	Total Time	Behind	Speed	-----Best Lap-----	
										Time	Speed

Race Classification

1	STWN	125	Colin BOWLES	Suzuki	a	5	8:22.084		75.286	1:39.097	76.289	2
2	STWN	131	Robert CAIRNS	Kawasaki	a	5	8:25.474	3.390	74.781	1:39.221	76.194	4
3	STWN	118	Tommy HEAPHY	Suzuki - Ballyneal Stone Masons	a	5	8:28.557	6.473	74.328	1:39.618	75.890	4
4	STWN	144	Michael BROOKES	Suzuki	a	5	8:51.736	29.652	71.088	1:44.215	72.542	2
5	STWN	181	Jason SHAW	Kawasaki	a	5	8:51.937	29.853	71.061	1:44.562	72.302	2
6	STWN	67	Alexander PICKETT	WK - Crossett Motorcycles	a	5	8:54.498	32.414	70.721	1:44.568	72.297	2
7	STWN	79	Stephen DAVISON	Kawasaki	b	5	8:57.238	35.154	70.360	1:46.110	71.247	4
8	STWN	123	Denis LYNCH	Suzuki - D&E Autos	b	5	9:18.335	56.251	67.701	1:50.300	68.540	5

Fastest Lap


STWN	43	Philip CROSBIE	Kawasaki							1:38.903	76.439	2
------	----	----------------	----------	--	--	--	--	--	--	----------	--------	---

Not Classified

DNF	STWN	43	Philip CROSBIE	Kawasaki	a	3	5:02.693		74.927	1:38.903	76.439	2
-----	------	----	----------------	----------	---	---	----------	--	--------	----------	--------	---

Provisional result to be confirmed by the Stewards of the Meeting subject to completion of technical inspections & the time limit for protests

Page 1 / 1

Circuit	Orritor	Signed	 Chief Timekeeper	Organising Club	Cookstown & District MCC
Length(miles)	2.1000	Issued At:	16:00	Race Started	15:47
Weather	Sunny			Gp Time Diff - b	15.40
Track	Dry				




KDM HIRE COOKSTOWN 100

SUPERTWIN

Race 11 - Hayes Fuels Supertwin B

LAP CHART

**1**

No	Name	Gp	Time of Day	Lap Time
43	Philip CROSBIE	a	15:49:41.319	1:43.534
125	Colin BOWLES	a	15:49:42.410	1:44.625
131	Robert CAIRNS	a	15:49:43.050	1:45.265
118	Tommy HEAPHY	a	15:49:46.261	1:48.476
67	Alexander PICKETT	a	15:49:46.833	1:49.048
144	Michael BROOKES	a	15:49:49.194	1:51.409
181	Jason SHAW	a	15:49:49.549	1:51.764
79	Stephen DAVISON	b	15:49:49.617	1:51.832
123	Denis LYNCH	b	15:49:54.121	1:56.336

5

No	Name	Gp	Time of Day	Lap Time
125	Colin BOWLES	a	15:56:19.869	1:39.282
131	Robert CAIRNS	a	15:56:23.259	1:40.184
118	Tommy HEAPHY	a	15:56:26.342	1:40.042
144	Michael BROOKES	a	15:56:49.521	1:45.249
181	Jason SHAW	a	15:56:49.722	1:44.882
67	Alexander PICKETT	a	15:56:52.283	1:47.584
79	Stephen DAVISON	b	15:56:55.023	1:46.567
123	Denis LYNCH	b	15:57:16.120	1:50.300

2

No	Name	Gp	Time of Day	Lap Time
43	Philip CROSBIE	a	15:51:20.222	1:38.903
125	Colin BOWLES	a	15:51:21.507	1:39.097
131	Robert CAIRNS	a	15:51:23.633	1:40.583
118	Tommy HEAPHY	a	15:51:26.936	1:40.675
67	Alexander PICKETT	a	15:51:31.401	1:44.568
144	Michael BROOKES	a	15:51:33.409	1:44.215
181	Jason SHAW	a	15:51:34.111	1:44.562
79	Stephen DAVISON	b	15:51:36.043	1:46.426
123	Denis LYNCH	b	15:51:44.518	1:50.397

3

No	Name	Gp	Time of Day	Lap Time
43	Philip CROSBIE	a	15:53:00.478	1:40.256
125	Colin BOWLES	a	15:53:00.883	1:39.376
131	Robert CAIRNS	a	15:53:03.854	1:40.221
118	Tommy HEAPHY	a	15:53:06.682	1:39.746
67	Alexander PICKETT	a	15:53:16.996	1:45.595
144	Michael BROOKES	a	15:53:18.748	1:45.339
181	Jason SHAW	a	15:53:18.987	1:44.876
79	Stephen DAVISON	b	15:53:22.346	1:46.303
123	Denis LYNCH	b	15:53:35.126	1:50.608

4

No	Name	Gp	Time of Day	Lap Time
125	Colin BOWLES	a	15:54:40.587	1:39.704
131	Robert CAIRNS	a	15:54:43.075	1:39.221
118	Tommy HEAPHY	a	15:54:46.300	1:39.618
144	Michael BROOKES	a	15:55:04.272	1:45.524
67	Alexander PICKETT	a	15:55:04.699	1:47.703
181	Jason SHAW	a	15:55:04.840	1:45.853
79	Stephen DAVISON	b	15:55:08.456	1:46.110
123	Denis LYNCH	b	15:55:25.820	1:50.694


KDM HIRE COOKSTOWN 100

SUPERTWIN

Race 11 - Hayes Fuels Supertwin B

Saturday, 30 April 2016

DETAILED RESULT



Race Classification

1 125 Colin BOWLES

Total Time **8:22.084** Avg Speed **75.286** Behind
Best Time **1:39.097** Best Speed **76.289** On **2** Gp **a**

Lap	Elapsed Time	Lap Time	Lap Speed
1	1:44.625	1:44.625	72.258
2	3:23.722	1:39.097	76.289
3	5:03.098	1:39.376	76.075
4	6:42.802	1:39.704	75.824
5	8:22.084	1:39.282	76.147

2 131 Robert CAIRNS

Total Time **8:25.474** Avg Speed **74.781** Behind **3.390**
Best Time **1:39.221** Best Speed **76.194** On **4** Gp **a**

Lap	Elapsed Time	Lap Time	Lap Speed
1	1:45.265	1:45.265	71.819
2	3:25.848	1:40.583	75.162
3	5:06.069	1:40.221	75.433
4	6:45.290	1:39.221	76.194
5	8:25.474	1:40.184	75.461

3 118 Tommy HEAPHY

Total Time **8:28.557** Avg Speed **74.328** Behind **6.473**
Best Time **1:39.618** Best Speed **75.890** On **4** Gp **a**

Lap	Elapsed Time	Lap Time	Lap Speed
1	1:48.476	1:48.476	69.693
2	3:29.151	1:40.675	75.093
3	5:08.897	1:39.746	75.793
4	6:48.515	1:39.618	75.890
5	8:28.557	1:40.042	75.568

4 144 Michael BROOKES

Total Time **8:51.736** Avg Speed **71.088** Behind **29.652**
Best Time **1:44.215** Best Speed **72.542** On **2** Gp **a**

Lap	Elapsed Time	Lap Time	Lap Speed
1	1:51.409	1:51.409	67.858
2	3:35.624	1:44.215	72.542
3	5:20.963	1:45.339	71.768
4	7:06.487	1:45.524	71.642
5	8:51.736	1:45.249	71.830

Race Classification

5 181 Jason SHAW

Total Time **8:51.937** Avg Speed **71.061** Behind **29.853**
Best Time **1:44.562** Best Speed **72.302** On **2** Gp **a**

Lap	Elapsed Time	Lap Time	Lap Speed
1	1:51.764	1:51.764	67.643
2	3:36.326	1:44.562	72.302
3	5:21.202	1:44.876	72.085
4	7:07.055	1:45.853	71.420
5	8:51.937	1:44.882	72.081

6 67 Alexander PICKETT

Total Time **8:54.498** Avg Speed **70.721** Behind **32.414**
Best Time **1:44.568** Best Speed **72.297** On **2** Gp **a**

Lap	Elapsed Time	Lap Time	Lap Speed
1	1:49.048	1:49.048	69.327
2	3:33.616	1:44.568	72.297
3	5:19.211	1:45.595	71.594
4	7:06.914	1:47.703	70.193
5	8:54.498	1:47.584	70.271

7 79 Stephen DAVISON

Total Time **8:57.238** Avg Speed **70.360** Behind **35.154**
Best Time **1:46.110** Best Speed **71.247** On **4** Gp **b**

Lap	Elapsed Time	Lap Time	Lap Speed
1	1:51.832	1:51.832	67.601
2	3:38.258	1:46.426	71.035
3	5:24.561	1:46.303	71.117
4	7:10.671	1:46.110	71.247
5	8:57.238	1:46.567	70.941

8 123 Denis LYNCH

Total Time **9:18.335** Avg Speed **67.701** Behind **56.251**
Best Time **1:50.300** Best Speed **68.540** On **5** Gp **b**

Lap	Elapsed Time	Lap Time	Lap Speed
1	1:56.336	1:56.336	64.984
2	3:46.733	1:50.397	68.480
3	5:37.341	1:50.608	68.349
4	7:28.035	1:50.694	68.296
5	9:18.335	1:50.300	68.540

Not Classified

KDM HIRE COOKSTOWN 100

SUPERTWIN

Race 11 - Hayes Fuels Supertwin B

Saturday, 30 April 2016

DETAILED RESULT



Not Classified

DNF 43 Philip CROSBIE

Total Time **5:02.693** Avg Speed **74.927** Behind
Best Time **1:38.903** Best Speed **76.439** On **2** Gp **a**

Lap	Elapsed Time	Lap Time	Lap Speed
1	1:43.534	1:43.534	73.019
2	3:22.437	1:38.903	76.439
3	5:02.693	1:40.256	75.407

ROAD RACE - IRISH SUPERTWIN

2016

Pos	No.	Name	Total	Diff	Gap	#1	#2	#3
						R1	R1	R1
1	4	M MITCHELL THOMAS	65	0	0	20	20	25
2	77	Ryan FARQUHAR	50	15	15	25	25	x
3	23	Michal DOKOUPIL	42	23	8	13	13	16
4	122	Paul JORDAN	35	30	7	11	11	13
5	82	Derek SHEILS	27	38	8	x	16	11
6	182	Rhys HARDISTY	23	42	4	8	7	8
7	65	Michael SWEENEY	22	43	1	16	6	x
8	52	James COWTON	20	45	2	x	x	20
9	64	Stephen McKNIGHT	19	46	1	x	9	10
10	96	Andy FARRELL	15	50	4	x	8	7
11	53	Veronika HANKOCYOVA	13	52	2	9	4	x
12	10	James CHAWKE	11	54	2	x	5	6
13	56	Adam McLEAN	10	55	1	x	10	x
14	142	Marc IRONSIDE	10	55	0	10	x	x
15	55	Scott CAMPBELL	9	56	1	x	x	9
16	131	Robert CAIRNS	7	58	2	7	x	x
17	84	Maria COSTELLO	5	60	2	x	x	5
18	11	Callum LAIDLAW	5	60	0	x	3	2
19	147	Timothy ELWOOD	4	61	1	x	x	4
20	59	Anthony AMBLER	3	62	1	x	x	3
21	24	Graham KENNEDY	2	63	1	x	2	x
22	25	Rob LIVESEY	1	64	1	x	x	1
23	38	Jordan McFERRAN	1	64	0	x	1	x

Event Legend

#1	01/04/2016	JFM HAULAGE MID-ANTRIM 150	#3	29/04/2016	KDM HIRE COOKSTOWN 100
#2	22/04/2016	AROUND A POUND TANDRAGEE 100			

ROAD RACE - ULSTER SUPERTWIN

2016

Pos	No.	Name	Total	Diff	Gap	#1	#2	#3
						R1	R1	R1
1	4	M MITCHELL THOMAS	65	0	0	20	20	25
2	77	Ryan FARQUHAR	50	15	15	25	25	x
3	23	Michal DOKOUPIL	42	23	8	13	13	16
4	122	Paul JORDAN	35	30	7	11	11	13
5	82	Derek SHEILS	27	38	8	x	16	11
6	182	Rhys HARDISTY	23	42	4	8	7	8
7	65	Michael SWEENEY	22	43	1	16	6	x
8	52	James COWTON	20	45	2	x	x	20
9	64	Stephen McKNIGHT	19	46	1	x	9	10
10	96	Andy FARRELL	15	50	4	x	8	7
11	53	Veronika HANKOCYOVA	13	52	2	9	4	x
12	10	James CHAWKE	11	54	2	x	5	6
13	56	Adam McLEAN	10	55	1	x	10	x
14	142	Marc IRONSIDE	10	55	0	10	x	x
15	55	Scott CAMPBELL	9	56	1	x	x	9
16	131	Robert CAIRNS	7	58	2	7	x	x
17	84	Maria COSTELLO	5	60	2	x	x	5
18	11	Callum LAIDLAW	5	60	0	x	3	2
19	147	Timothy ELWOOD	4	61	1	x	x	4
20	59	Anthony AMBLER	3	62	1	x	x	3
21	24	Graham KENNEDY	2	63	1	x	2	x
22	25	Rob LIVESEY	1	64	1	x	x	1
23	38	Jordan McFERRAN	1	64	0	x	1	x

Event Legend

#1	01/04/2016	JFM HAULAGE MID-ANTRIM 150	#3	29/04/2016	KDM HIRE COOKSTOWN 100
#2	22/04/2016	AROUND A POUND TANDRAGEE 100			