



COOKSTOWN 100

Friday 24th & Saturday 25th April 2015

promoted by Cookstown & District MCC
www.cookstown100.com



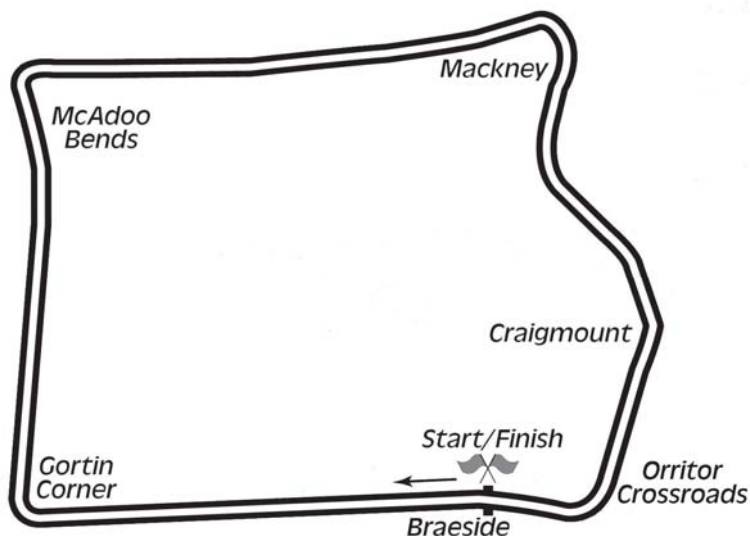
**COOKSTOWN CARAVANS
& R & M GREENKEEPERS, COOKSTOWN
JUNIOR SUPPORT**



Comhairle Ceantair
Lár Uladh
Mid Ulster
District Council



Orritor Circuit 2.1 miles



LAP RECORDS

Class	Rider	Machine	m	s	mph	Year
125cc	William Dunlop	Honda	1	34.755	79.785	2010
Moto 3	Barry Davidson	Honda 250	1	39.075	76.306	2012
Moto 450	Ryan Farquhar	Kawasaki	1	35.432	79.219	2012
250cc	William Dunlop	Honda	1	29.658	84.320	2009
Supersport 400	Alastair Haworth	Yamaha	1	35.794	78.919	2013
Supertwin	Ryan Farquhar	Kawasaki	1	30.636	83.411	2012
Supersport	Michael Dunlop	Yamaha	1	24.783	89.169	2011
Superbike	Michael Dunlop	Honda	1	22.641	91.480	2013
Senior Support	Gary Robinson	Yamaha 600	1	29.956	84.041	2007
Junior Support	Mark Hanna	Honda 250	1	33.788	80.607	2013
Classic 1000cc	Wattie Brown	Norton 920	1	40.273	75.394	2006
Classic 500cc	Neill McWhirter	Norton	1	41.491	74.489	2010
Classic 350cc	Paul Coward	Honda	1	43.421	73.099	2004
Classic 250cc	Geoff McMullan	Suzuki	1	47.294	70.461	2006

MOST WINS at COOKSTOWN 100

Ryan Farquhar	26	1996 - 12
Ray McCullough	14	1967 - 79
Joey Dunlop	11	1977 - 98
Robert Dunlop	11	1985 - 08
Phillip McCallen	10	1987 - 96
William Dunlop	9	2006 - 13
Courtney Junk	8	1974 - 83
Mervyn Elwood	8	1987 - 97
Michael Dunlop	8	2006 - 14
Noel Hudson	7	1975 - 95
Bill Swallow	7	1987 - 00
Darran Lindsay	7	2000 - 05

MOST WINS AT ALL IRISH ROAD RACE MEETINGS (after Killalane 2014)

1.	Ryan Farquhar	201	1995-14
2.	Joey Dunlop	156	1971-00
3.	Robert Dunlop	135	1980-08
4.	Ray McCullough	109	1960-82
	Phillip McCallen	109	1987-99
6.	William Dunlop	99	2005-14
7.	Michael Dunlop	88	2006-14
8.	Brian Reid	78	1980-94
9.	Darran Lindsay	74	1999-06
10.	James Courtney	66	1992-99

KDM HIRE COOKSTOWN 100




JUNIOR SUPPORT Group A Qualifying Friday, 24 April 2015

Pos	Class	No	Name	Machine / Sponsor	----- Best Lap -----				
					Time	Behind	Speed	On Lap	
Qualifying Classification									
1	SJUN	41	Ben REA	Kawasaki 650 - Rea Racing	1:35.823		78.895	4	5
2	SJUN	56	Adam McLEAN	Kawasaki 650 - Graham Automotive	1:37.141	1.318	77.825	4	5
3	SJUN	44	Mick JORDAN	Honda 400	1:41.518	5.695	74.470	4	5
4	SJUN	181	Vic ALLAN	Kawasaki 400	1:41.742	5.919	74.306	4	5
5	SJUN	75	Barry SHEEHAN	Kawasaki 650 - Multi Sport Fun Camp	1:42.168	6.345	73.996	4	4
6	SJUN	74	Tommy HENRY	Honda 250 - Hugh O'Kane Motors	1:42.194	6.371	73.977	4	4
7	SJUN	7	Paul HEDISON	Honda 250	1:42.252	6.429	73.935	3	5
8	SJUN	167	Brendan GLOVER	Suzuki 650	1:42.509	6.686	73.750	4	5
9	SJUN	95	Robert GORDON	Honda 400	1:42.682	6.859	73.625	3	5
10	SJUN	160	Darryl TWEED	Honda 400 - Maher Racing	1:43.342	7.519	73.155	4	5
11	SJUN	51	Scott MILLER	Kawasaki 400	1:43.840	8.017	72.804	3	5
12	SJUN	60	Jamie O'BRIEN	Yamsel 350 - Finn	1:45.104	9.281	71.929	3	4
13	SJUN	36	Wayne SHEEHAN	Suzuki 650	1:45.558	9.735	71.619	2	4
14	SJUN	17	Stephen DAVISON	Kawasaki 400	1:45.786	9.963	71.465	4	4
15	SJUN	18	Malcolm LOVE	Honda 250	1:45.920	10.097	71.375	4	5
16	SJUN	125	Colin BOWLES	Suzuki 650	1:46.540	10.717	70.959	3	4
17	SJUN	83	Andy McALLISTER	Kawasaki 400 - Mac Racing	1:47.240	11.417	70.496	4	5
18	SJUN	116	Donnchadh HEALY	Suzuki 650 - KAOS Racing	1:47.560	11.737	70.286	4	4
19	SJUN	138	Jordan McFERRAN	Suzuki 650 - Darren Gilpin Racing	1:49.010	13.187	69.351	4	4
20	SJUN	49	Brendan FLYNN	Suzuki 650	1:50.931	15.108	68.150	4	5
21	SJUN	50	Sam JOHNSTON	Kawasaki 650	1:51.784	15.961	67.630	2	5
22	SJUN	58	Adrian LOGUE	Kawasaki 400	1:54.888	19.065	65.803	2	4
23	SJUN	82	William McELROY	Kawasaki 400	1:55.464	19.641	65.475	4	4

Provisional result to be confirmed by the Stewards of the Meeting subject to completion of technical inspections & the time limit for protests

Page 1 / 1

Circuit	Orritor	Signed		Organising Club	Cookstown & District MCC
Length(miles)	2.1000		Chief Timekeeper		
Weather	Cloudy				
Track	Dry	Issued At:	15:45		

KDM HIRE COOKSTOWN 100

JUNIOR SUPPORT

Group A Qualifying

Friday, 24 April 2015

DETAILED RESULT



Qualifying Classification

Position

1 41 Ben REA

SJUN Behind

Best Time **1:35.823** Best Speed **78.895** On **4** Gp

Lap	Elapsed Time	Lap Time	Lap Speed
1	2:34.222	2:34.222	49.020
2	4:12.064	1:37.842	77.267
3	5:50.997	1:38.933	76.415
4	7:26.820	1:35.823	78.895
5	9:07.766	1:40.946	74.892

2 56 Adam McLEAN

SJUN Behind **1.318**

Best Time **1:37.141** Best Speed **77.825** On **4** Gp

Lap	Elapsed Time	Lap Time	Lap Speed
1	1:53.594	1:53.594	66.553
2	3:34.143	1:40.549	75.187
3	5:12.751	1:38.608	76.667
4	6:49.892	1:37.141	77.825
5	8:40.585	1:50.693	68.297

3 44 Mick JORDAN

SJUN Behind **5.695**

Best Time **1:41.518** Best Speed **74.470** On **4** Gp

Lap	Elapsed Time	Lap Time	Lap Speed
1	2:16.639	2:16.639	55.328
2	4:00.617	1:43.978	72.708
3	5:42.444	1:41.827	74.244
4	7:23.962	1:41.518	74.470
5	9:30.536	2:06.574	59.728

4 181 Vic ALLAN

SJUN Behind **5.919**

Best Time **1:41.742** Best Speed **74.306** On **4** Gp

Lap	Elapsed Time	Lap Time	Lap Speed
1	1:49.597	1:49.597	68.980
2	3:33.045	1:43.448	73.080
3	5:15.454	1:42.409	73.822
4	6:57.196	1:41.742	74.306
5	9:09.694	2:12.498	57.057

Qualifying Classification

Position

5 75 Barry SHEEHAN

SJUN Behind **6.345**

Best Time **1:42.168** Best Speed **73.996** On **4** Gp

Lap	Elapsed Time	Lap Time	Lap Speed
1	2:45.066	2:45.066	45.800
2	4:27.339	1:42.273	73.920
3	6:19.435	1:52.096	67.442
4	8:01.603	1:42.168	73.996

6 74 Tommy HENRY

SJUN Behind **6.371**

Best Time **1:42.194** Best Speed **73.977** On **4** Gp

Lap	Elapsed Time	Lap Time	Lap Speed
1	2:43.949	2:43.949	46.112
2	4:27.111	1:43.162	73.283
3	6:09.656	1:42.545	73.724
4	7:51.850	1:42.194	73.977

7 7 Paul HEDISON

SJUN Behind **6.429**

Best Time **1:42.252** Best Speed **73.935** On **3** Gp

Lap	Elapsed Time	Lap Time	Lap Speed
1	1:55.619	1:55.619	65.387
2	3:40.165	1:44.546	72.313
3	5:22.417	1:42.252	73.935
4	7:05.985	1:43.568	72.996
5	9:11.253	2:05.268	60.351

8 167 Brendan GLOVER

SJUN Behind **6.686**

Best Time **1:42.509** Best Speed **73.750** On **4** Gp

Lap	Elapsed Time	Lap Time	Lap Speed
1	2:24.542	2:24.542	52.303
2	4:08.223	1:43.681	72.916
3	5:54.123	1:45.900	71.388
4	7:36.632	1:42.509	73.750
5	9:39.770	2:03.138	61.395

KDM HIRE COOKSTOWN 100

JUNIOR SUPPORT

Group A Qualifying

Friday, 24 April 2015

DETAILED RESULT



Qualifying Classification

Position

9 95 Robert GORDON

SJUN Behind 6.859

Best Time 1:42.682 Best Speed 73.625 On 3 Gp

Lap	Elapsed Time	Lap Time	Lap Speed
1	2:06.380	2:06.380	59.820
2	3:50.848	1:44.468	72.367
3	5:33.530	1:42.682	73.625
4	7:16.482	1:42.952	73.432
5	9:28.262	2:11.780	57.368

10 160 Darryl TWEED

SJUN Behind 7.519

Best Time 1:43.342 Best Speed 73.155 On 4 Gp

Lap	Elapsed Time	Lap Time	Lap Speed
1	1:57.435	1:57.435	64.376
2	3:43.130	1:45.695	71.527
3	5:27.738	1:44.608	72.270
4	7:11.080	1:43.342	73.155
5	9:06.787	1:55.707	65.337

11 51 Scott MILLER

SJUN Behind 8.017

Best Time 1:43.840 Best Speed 72.804 On 3 Gp

Lap	Elapsed Time	Lap Time	Lap Speed
1	1:52.221	1:52.221	67.367
2	3:37.237	1:45.016	71.989
3	5:21.077	1:43.840	72.804
4	7:05.600	1:44.523	72.329
5	9:11.788	2:06.188	59.911

12 60 Jamie O'BRIEN

SJUN Behind 9.281

Best Time 1:45.104 Best Speed 71.929 On 3 Gp

Lap	Elapsed Time	Lap Time	Lap Speed
1	1:59.901	1:59.901	63.052
2	3:46.133	1:46.232	71.165
3	5:31.237	1:45.104	71.929
4	7:22.667	1:51.430	67.845

Qualifying Classification

Position

13 36 Wayne SHEEHAN

SJUN Behind 9.735

Best Time 1:45.558 Best Speed 71.619 On 2 Gp

Lap	Elapsed Time	Lap Time	Lap Speed
1	2:19.604	2:19.604	54.153
2	4:05.162	1:45.558	71.619
3	5:53.789	1:48.627	69.596
4	8:08.192	2:14.403	56.249

14 17 Stephen DAVISON

SJUN Behind 9.963

Best Time 1:45.786 Best Speed 71.465 On 4 Gp

Lap	Elapsed Time	Lap Time	Lap Speed
1	2:26.211	2:26.211	51.706
2	4:16.974	1:50.763	68.254
3	6:03.097	1:46.123	71.238
4	7:48.883	1:45.786	71.465

15 18 Malcolm LOVE

SJUN Behind 10.097

Best Time 1:45.920 Best Speed 71.375 On 4 Gp

Lap	Elapsed Time	Lap Time	Lap Speed
1	2:16.148	2:16.148	55.528
2	4:02.580	1:46.432	71.031
3	6:00.272	1:57.692	64.235
4	7:46.192	1:45.920	71.375
5	9:45.468	1:59.276	63.382

16 125 Colin BOWLES

SJUN Behind 10.717

Best Time 1:46.540 Best Speed 70.959 On 3 Gp

Lap	Elapsed Time	Lap Time	Lap Speed
1	2:25.494	2:25.494	51.961
2	4:15.915	1:50.421	68.465
3	6:02.455	1:46.540	70.959
4	7:49.736	1:47.281	70.469

KDM HIRE COOKSTOWN 100

JUNIOR SUPPORT

Group A Qualifying

Friday, 24 April 2015

DETAILED RESULT



Qualifying Classification

Position

17 83 Andy McALLISTER

SJUN Behind 11.417

Best Time **1:47.240** Best Speed **70.496** On **4** Gp

Lap	Elapsed Time	Lap Time	Lap Speed
1	2:09.628	2:09.628	58.321
2	4:01.167	1:51.539	67.779
3	5:53.360	1:52.193	67.384
4	7:40.600	1:47.240	70.496
5	9:41.269	2:00.669	62.651

Qualifying Classification

Position

21 50 Sam JOHNSTON

SJUN Behind 15.961

Best Time **1:51.784** Best Speed **67.630** On **2** Gp

Lap	Elapsed Time	Lap Time	Lap Speed
1	2:08.440	2:08.440	58.860
2	4:00.224	1:51.784	67.630
3	5:53.131	1:52.907	66.958
4	7:45.415	1:52.284	67.329
5	9:42.310	1:56.895	64.673

18 116 Donnchadh HEALY

SJUN Behind 11.737

Best Time **1:47.560** Best Speed **70.286** On **4** Gp

Lap	Elapsed Time	Lap Time	Lap Speed
1	2:24.156	2:24.156	52.443
2	4:17.291	1:53.135	66.823
3	6:06.079	1:48.788	69.493
4	7:53.639	1:47.560	70.286

22 58 Adrian LOGUE

SJUN Behind 19.065

Best Time **1:54.888** Best Speed **65.803** On **2** Gp

Lap	Elapsed Time	Lap Time	Lap Speed
1	2:23.934	2:23.934	52.524
2	4:18.822	1:54.888	65.803
3	6:13.930	1:55.108	65.677
4	8:09.433	1:55.503	65.453

19 138 Jordan McFERRAN

SJUN Behind 13.187

Best Time **1:49.010** Best Speed **69.351** On **4** Gp

Lap	Elapsed Time	Lap Time	Lap Speed
1	2:25.013	2:25.013	52.133
2	4:17.837	1:52.824	67.007
3	6:10.355	1:52.518	67.189
4	7:59.365	1:49.010	69.351

23 82 William McELROY

SJUN Behind 19.641

Best Time **1:55.464** Best Speed **65.475** On **4** Gp

Lap	Elapsed Time	Lap Time	Lap Speed
1	2:21.010	2:21.010	53.613
2	4:16.993	1:55.983	65.182
3	6:13.638	1:56.645	64.812
4	8:09.102	1:55.464	65.475

20 49 Brendan FLYNN

SJUN Behind 15.108

Best Time **1:50.931** Best Speed **68.150** On **4** Gp

Lap	Elapsed Time	Lap Time	Lap Speed
1	2:08.553	2:08.553	58.808
2	4:01.945	1:53.392	66.671
3	5:54.730	1:52.785	67.030
4	7:45.661	1:50.931	68.150
5	9:43.365	1:57.704	64.229

KDM HIRE COOKSTOWN 100




JUNIOR SUPPORT Group B Qualifying Friday, 24 April 2015

Pos	Class	No	Name	Machine / Sponsor	----- Best Lap -----				
					Time	Behind	Speed	On Lap	
Qualifying Classification									
1	SJUN	171	Brian COOMEY	Kawasaki 650	1:38.357		76.863	3	5
2	SJUN	59	Anthony AMBLER	Suzuki 650 - Chris Ambler Race Fab	1:41.105	2.748	74.774	4	5
3	SJUN	65	John HORGAN	Suzuki 650	1:41.282	2.925	74.643	4	5
4	SJUN	11	John CAHILL	Suzuki 650	1:43.344	4.987	73.154	3	5
5	SJUN	241	Cathal PHELAN	Suzuki 650	1:44.779	6.422	72.152	3	5
6	SJUN	55	Paul HURLEY	Suzuki 650 - Grinch Racing	1:44.817	6.460	72.126	3	5
7	SJUN	22	Paul O'ROURKE	Suzuki 650 - Paul O'Rourke Racing	1:44.844	6.487	72.107	4	5
8	SJUN	138	Derek WILKIE	Kawasaki 400	1:44.919	6.562	72.056	4	5
9	SJUN	47	Davie BLACK	Suzuki 650	1:45.073	6.716	71.950	3	5
10	SJUN	131	Robert CAIRNS	Kawasaki 650 - Colin Wilson Racing	1:45.360	7.003	71.754	4	5
11	SJUN	117	Alastair BAYLEY	Honda 400 - ABR Moto	1:45.496	7.139	71.661	4	5
12	SJUN	316	Stephen MORRISON	Kawasaki 400	1:45.558	7.201	71.619	4	5
13	SJUN	9	Rikki McGOVERN	Honda 400	1:47.318	8.961	70.445	4	5
14	SJUN	88	Peter FLETCHER	Kawasaki 400 - Bayview Hotel	1:47.526	9.169	70.309	4	5
15	SJUN	20	John BYRNE	Suzuki 650 - A&T Racing	1:48.295	9.938	69.809	4	5
16	SJUN	112	Martin CURRAMS	Kawasaki 650	1:48.428	10.071	69.724	4	5
17	SJUN	139	Jonathan GORMLEY	Honda 400 - East Coast Recovery	1:49.116	10.759	69.284	3	5
18	SJUN	176	Andrew BLACK	Suzuki 650	1:49.560	11.203	69.003	4	5
19	SJUN	123	Denis LYNCH	Suzuki 650 - D&E Autos	1:52.856	14.499	66.988	4	5
20	SJUN	67	Gavin BROWN	Honda 400 - PBR	1:52.947	14.590	66.934	4	4
21	SJUN	113	Ian PERT	Suzuki 650 - Heads Up	1:59.840	21.483	63.084	2	4
22	SJUN	99	Paul FALLON	Suzuki 650	3:29.755	1:51.398	36.042	1	1

Provisional result to be confirmed by the Stewards of the Meeting subject to completion of technical inspections & the time limit for protests

Page 1 / 1

Circuit	Orritor	Signed		Organising Club	Cookstown & District MCC
Length(miles)	2.1000	Chief Timekeeper			
Weather	Cloudy	Issued At:	16:06		
Track	Dry				

KDM HIRE COOKSTOWN 100

JUNIOR SUPPORT

Group B Qualifying

Friday, 24 April 2015

DETAILED RESULT



Qualifying Classification

Position

1 171 Brian COOMEY

SJUN Behind

Best Time **1:38.357** Best Speed **76.863** On **3** Gp

Lap	Elapsed Time	Lap Time	Lap Speed
1	2:28.163	2:28.163	51.025
2	4:09.703	1:41.540	74.453
3	5:48.060	1:38.357	76.863
4	7:26.996	1:38.936	76.413
5	9:26.433	1:59.437	63.297

2 59 Anthony AMBLER

SJUN Behind **2.748**

Best Time **1:41.105** Best Speed **74.774** On **4** Gp

Lap	Elapsed Time	Lap Time	Lap Speed
1	2:51.994	2:51.994	43.955
2	4:37.048	1:45.054	71.963
3	6:22.229	1:45.181	71.876
4	8:03.334	1:41.105	74.774
5	9:53.988	1:50.654	68.321

3 65 John HORGAN

SJUN Behind **2.925**

Best Time **1:41.282** Best Speed **74.643** On **4** Gp

Lap	Elapsed Time	Lap Time	Lap Speed
1	2:27.840	2:27.840	51.136
2	4:12.392	1:44.552	72.309
3	5:54.929	1:42.537	73.729
4	7:36.211	1:41.282	74.643
5	9:25.508	1:49.297	69.169

4 11 John CAHILL

SJUN Behind **4.987**

Best Time **1:43.344** Best Speed **73.154** On **3** Gp

Lap	Elapsed Time	Lap Time	Lap Speed
1	2:41.547	2:41.547	46.798
2	4:28.724	1:47.177	70.538
3	6:12.068	1:43.344	73.154
4	7:55.683	1:43.615	72.962
5	9:51.493	1:55.810	65.279

Qualifying Classification

Position

5 241 Cathal PHELAN

SJUN Behind **6.422**

Best Time **1:44.779** Best Speed **72.152** On **3** Gp

Lap	Elapsed Time	Lap Time	Lap Speed
1	2:36.774	2:36.774	48.222
2	4:21.572	1:44.798	72.139
3	6:06.351	1:44.779	72.152
4	7:52.591	1:46.240	71.160
5	9:41.606	1:49.015	69.348

6 55 Paul HURLEY

SJUN Behind **6.460**

Best Time **1:44.817** Best Speed **72.126** On **3** Gp

Lap	Elapsed Time	Lap Time	Lap Speed
1	2:21.783	2:21.783	53.321
2	4:09.886	1:48.103	69.933
3	5:54.703	1:44.817	72.126
4	7:40.386	1:45.683	71.535
5	9:27.265	1:46.879	70.734

7 22 Paul O'ROURKE

SJUN Behind **6.487**

Best Time **1:44.844** Best Speed **72.107** On **4** Gp

Lap	Elapsed Time	Lap Time	Lap Speed
1	2:51.456	2:51.456	44.093
2	4:38.385	1:46.929	70.701
3	6:27.763	1:49.378	69.118
4	8:12.607	1:44.844	72.107
5	10:18.646	2:06.039	59.981

8 138 Derek WILKIE

SJUN Behind **6.562**

Best Time **1:44.919** Best Speed **72.056** On **4** Gp

Lap	Elapsed Time	Lap Time	Lap Speed
1	2:53.446	2:53.446	43.587
2	4:39.649	1:46.203	71.184
3	6:27.214	1:47.565	70.283
4	8:12.133	1:44.919	72.056
5	10:11.903	1:59.770	63.121

KDM HIRE COOKSTOWN 100

JUNIOR SUPPORT Group B Qualifying Friday, 24 April 2015 DETAILED RESULT



Qualifying Classification

Position

9 47 Davie BLACK

SJUN Behind 6.716

Best Time 1:45.073 Best Speed 71.950 On 3 Gp

Lap	Elapsed Time	Lap Time	Lap Speed
1	2:20.308	2:20.308	53.881
2	4:09.332	1:49.024	69.343
3	5:54.405	1:45.073	71.950
4	7:40.218	1:45.813	71.447
5	9:41.018	2:00.800	62.583

Qualifying Classification

Position

13 9 Rikki McGOVERN

SJUN Behind 8.961

Best Time 1:47.318 Best Speed 70.445 On 4 Gp

Lap	Elapsed Time	Lap Time	Lap Speed
1	2:43.520	2:43.520	46.233
2	4:34.146	1:50.626	68.338
3	6:21.984	1:47.838	70.105
4	8:09.302	1:47.318	70.445
5	10:10.002	2:00.700	62.635

10 131 Robert CAIRNS

SJUN Behind 7.003

Best Time 1:45.360 Best Speed 71.754 On 4 Gp

Lap	Elapsed Time	Lap Time	Lap Speed
1	2:46.816	2:46.816	45.319
2	4:35.592	1:48.776	69.501
3	6:23.340	1:47.748	70.164
4	8:08.700	1:45.360	71.754
5	9:59.018	1:50.318	68.529

14 88 Peter FLETCHER

SJUN Behind 9.169

Best Time 1:47.526 Best Speed 70.309 On 4 Gp

Lap	Elapsed Time	Lap Time	Lap Speed
1	2:44.203	2:44.203	46.041
2	4:35.215	1:51.012	68.101
3	6:24.196	1:48.981	69.370
4	8:11.722	1:47.526	70.309
5	10:10.886	1:59.164	63.442

11 117 Alastair BAYLEY

SJUN Behind 7.139

Best Time 1:45.496 Best Speed 71.661 On 4 Gp

Lap	Elapsed Time	Lap Time	Lap Speed
1	2:51.733	2:51.733	44.022
2	4:37.453	1:45.720	71.510
3	6:27.365	1:49.912	68.782
4	8:12.861	1:45.496	71.661
5	10:19.333	2:06.472	59.776

15 20 John BYRNE

SJUN Behind 9.938

Best Time 1:48.295 Best Speed 69.809 On 4 Gp

Lap	Elapsed Time	Lap Time	Lap Speed
1	2:56.498	2:56.498	42.833
2	4:47.585	1:51.087	68.055
3	6:37.279	1:49.694	68.919
4	8:25.574	1:48.295	69.809
5	10:28.780	2:03.206	61.361

12 316 Stephen MORRISON

SJUN Behind 7.201

Best Time 1:45.558 Best Speed 71.619 On 4 Gp

Lap	Elapsed Time	Lap Time	Lap Speed
1	2:41.532	2:41.532	46.802
2	4:31.033	1:49.501	69.040
3	6:17.378	1:46.345	71.089
4	8:02.936	1:45.558	71.619
5	9:55.312	1:52.376	67.274

16 112 Martin CURRAMS

SJUN Behind 10.071

Best Time 1:48.428 Best Speed 69.724 On 4 Gp

Lap	Elapsed Time	Lap Time	Lap Speed
1	3:08.587	3:08.587	40.088
2	4:57.663	1:49.076	69.309
3	6:47.913	1:50.250	68.571
4	8:36.341	1:48.428	69.724
5	10:33.410	1:57.069	64.577

KDM HIRE COOKSTOWN 100

JUNIOR SUPPORT

Group B Qualifying

Friday, 24 April 2015

DETAILED RESULT



Qualifying Classification

Position

17 139 Jonathan GORMLEY

SJUN Behind 10.759

Best Time 1:49.116 Best Speed 69.284 On 3 Gp

Lap	Elapsed Time	Lap Time	Lap Speed
1	2:22.374	2:22.374	53.100
2	4:13.133	1:50.759	68.256
3	6:02.249	1:49.116	69.284
4	7:52.308	1:50.059	68.690
5	9:43.781	1:51.473	67.819

18 176 Andrew BLACK

SJUN Behind 11.203

Best Time 1:49.560 Best Speed 69.003 On 4 Gp

Lap	Elapsed Time	Lap Time	Lap Speed
1	2:45.349	2:45.349	45.721
2	4:36.863	1:51.514	67.794
3	6:27.031	1:50.168	68.622
4	8:16.591	1:49.560	69.003
5	10:21.044	2:04.453	60.746

19 123 Denis LYNCH

SJUN Behind 14.499

Best Time 1:52.856 Best Speed 66.988 On 4 Gp

Lap	Elapsed Time	Lap Time	Lap Speed
1	2:51.357	2:51.357	44.118
2	4:48.134	1:56.777	64.739
3	6:43.050	1:54.916	65.787
4	8:35.906	1:52.856	66.988
5	10:31.856	1:55.950	65.201

20 67 Gavin BROWN

SJUN Behind 14.590

Best Time 1:52.947 Best Speed 66.934 On 4 Gp

Lap	Elapsed Time	Lap Time	Lap Speed
1	3:08.387	3:08.387	40.130
2	5:05.188	1:56.801	64.725
3	7:00.641	1:55.453	65.481
4	8:53.588	1:52.947	66.934

Qualifying Classification

Position

21 113 Ian PERT

SJUN Behind 21.483

Best Time 1:59.840 Best Speed 63.084 On 2 Gp

Lap	Elapsed Time	Lap Time	Lap Speed
1	3:15.946	3:15.946	38.582
2	5:15.786	1:59.840	63.084
3	7:17.887	2:02.101	61.916
4	9:20.631	2:02.744	61.592

22 99 Paul FALLON

SJUN Behind 1:51.398

Best Time 3:29.755 Best Speed 36.042 On 1 Gp

Lap	Elapsed Time	Lap Time	Lap Speed
1	3:29.755	3:29.755	36.042

KDM HIRE COOKSTOWN 100


JUNIOR SUPPORT Group C Qualifying Friday, 24 April 2015



Pos	Class	No	Name	Machine / Sponsor	----- Best Lap -----				
					Time	Behind	Speed	On Lap	
Qualifying Classification									
1	SJUN	23	Stephen McKEOWN	Kawasaki 650	1:38.202		76.984	4	4
2	SJUN	42	Brian LOUGHLIN	Suzuki 650	1:43.059	4.857	73.356	3	4
3	SJUN	43	Philip CROSBIE	Suzuki 650	1:43.688	5.486	72.911	4	4
4	SJUN	158	John PEMBERTON	Suzuki 650 - Works Racing M/Cycles	1:45.809	7.607	71.449	4	4
5	SJUN	13	Dale GORDON	Yamaha 400	1:50.782	12.580	68.242	4	4
6	SJUN	142	Stuart RAYNER	Suzuki 650	1:53.125	14.923	66.829	4	4

Provisional result to be confirmed by the Stewards of the Meeting subject to completion of technical inspections & the time limit for protests

Page 1 / 1

Circuit	Orritor	Signed		Organising Club	Cookstown & District MCC
Length(miles)	2.1000		Chief Timekeeper		
Weather	Cloudy	Issued At:	16:15		
Track	Dry				

KDM HIRE COOKSTOWN 100

JUNIOR SUPPORT

Group C Qualifying

Friday, 24 April 2015

DETAILED RESULT



Qualifying Classification

Position

1 23 Stephen McKEOWN

SJUN Behind

Best Time **1:38.202** Best Speed **76.984** On **4** Gp

Lap	Elapsed Time	Lap Time	Lap Speed
1	2:10.914	2:10.914	57.748
2	3:51.262	1:40.348	75.338
3	5:29.578	1:38.316	76.895
4	7:07.780	1:38.202	76.984

2 42 Brian LOUGHLIN

SJUN Behind **4.857**

Best Time **1:43.059** Best Speed **73.356** On **3** Gp

Lap	Elapsed Time	Lap Time	Lap Speed
1	2:23.986	2:23.986	52.505
2	4:08.761	1:44.775	72.155
3	5:51.820	1:43.059	73.356
4	7:35.829	1:44.009	72.686

3 43 Philip CROSBIE

SJUN Behind **5.486**

Best Time **1:43.688** Best Speed **72.911** On **4** Gp

Lap	Elapsed Time	Lap Time	Lap Speed
1	2:26.723	2:26.723	51.526
2	4:18.875	1:52.152	67.409
3	6:03.639	1:44.764	72.162
4	7:47.327	1:43.688	72.911

4 158 John PEMBERTON

SJUN Behind **7.607**

Best Time **1:45.809** Best Speed **71.449** On **4** Gp

Lap	Elapsed Time	Lap Time	Lap Speed
1	2:48.883	2:48.883	44.765
2	4:42.794	1:53.911	66.368
3	6:31.341	1:48.547	69.647
4	8:17.150	1:45.809	71.449

5 13 Dale GORDON

SJUN Behind **12.580**

Best Time **1:50.782** Best Speed **68.242** On **4** Gp

Lap	Elapsed Time	Lap Time	Lap Speed
1	2:23.029	2:23.029	52.856
2	4:18.370	1:55.341	65.545
3	6:10.664	1:52.294	67.323
4	8:01.446	1:50.782	68.242

Qualifying Classification

Position

6 142 Stuart RAYNER

SJUN Behind **14.923**

Best Time **1:53.125** Best Speed **66.829** On **4** Gp

Lap	Elapsed Time	Lap Time	Lap Speed
1	2:26.007	2:26.007	51.778
2	4:20.472	1:54.465	66.046
3	6:14.255	1:53.783	66.442
4	8:07.380	1:53.125	66.829

KDM HIRE COOKSTOWN 100

JUNIOR SUPPORT

Combined Qualifying




Pos	Class	No	Name	-----Best Time / Qual Laps-----				Overall Best Time / Speed /	
				Session A	Session B	Session C	Session D	Total Qual Laps	
1	SJUN	41	Ben REA	1:35.823	-----	-----	-----	1:35.823	78.895
2	SJUN	56	Adam McLEAN	1:37.141	-----	-----	-----	1:37.141	77.825
3	SJUN	23	Stephen McKEOWN	-----	-----	1:38.202	-----	1:38.202	76.984
4	SJUN	171	Brian COOMEY	-----	1:38.357	-----	-----	1:38.357	76.863
5	SJUN	59	Anthony AMBLER	-----	1:41.105	-----	-----	1:41.105	74.774
6	SJUN	65	John HORGAN	-----	1:41.282	-----	-----	1:41.282	74.643
7	SJUN	44	Mick JORDAN	1:41.518	-----	-----	-----	1:41.518	74.470
8	SJUN	181	Vic ALLAN	1:41.742	-----	-----	-----	1:41.742	74.306
9	SJUN	75	Barry SHEEHAN	1:42.168	-----	-----	-----	1:42.168	73.996
10	SJUN	74	Tommy HENRY	1:42.194	-----	-----	-----	1:42.194	73.977
11	SJUN	7	Paul HEDISON	1:42.252	-----	-----	-----	1:42.252	73.935
12	SJUN	167	Brendan GLOVER	1:42.509	-----	-----	-----	1:42.509	73.750
13	SJUN	95	Robert GORDON	1:42.682	-----	-----	-----	1:42.682	73.625
14	SJUN	42	Brian LOUGHLIN	-----	-----	1:43.059	-----	1:43.059	73.356
15	SJUN	160	Darryl TWEED	1:43.342	-----	-----	-----	1:43.342	73.155
16	SJUN	11	John CAHILL	-----	1:43.344	-----	-----	1:43.344	73.154
17	SJUN	43	Philip CROSBIE	-----	-----	1:43.688	-----	1:43.688	72.911
18	SJUN	51	Scott MILLER	1:43.840	-----	-----	-----	1:43.840	72.804
19	SJUN	241	Cathal PHELAN	-----	1:44.779	-----	-----	1:44.779	72.152
20	SJUN	55	Paul HURLEY	-----	1:44.817	-----	-----	1:44.817	72.126
21	SJUN	22	Paul O'ROURKE	-----	1:44.844	-----	-----	1:44.844	72.107
22	SJUN	38	Derek WILKIE	-----	1:44.919	-----	-----	1:44.919	72.056
23	SJUN	47	Davie BLACK	-----	1:45.073	-----	-----	1:45.073	71.950
24	SJUN	60	Jamie O'BRIEN	1:45.104	-----	-----	-----	1:45.104	71.929
25	SJUN	131	Robert CAIRNS	-----	1:45.360	-----	-----	1:45.360	71.754
26	SJUN	117	Alastair BAYLEY	-----	1:45.496	-----	-----	1:45.496	71.661
27	SJUN	36	Wayne SHEEHAN	1:45.558	-----	-----	-----	1:45.558	71.619
28	SJUN	316	Stephen MORRISON	-----	1:45.558	-----	-----	1:45.558	71.619
29	SJUN	17	Stephen DAVISON	1:45.786	-----	-----	-----	1:45.786	71.465
30	SJUN	158	John PEMBERTON	-----	-----	1:45.809	-----	1:45.809	71.449
31	SJUN	18	Malcolm LOVE	1:45.920	-----	-----	-----	1:45.920	71.375
32	SJUN	125	Colin BOWLES	1:46.540	-----	-----	-----	1:46.540	70.959
33	SJUN	83	Andy McALLISTER	1:47.240	-----	-----	-----	1:47.240	70.496
34	SJUN	9	Rikki McGOVERN	-----	1:47.318	-----	-----	1:47.318	70.445
35	SJUN	88	Peter FLETCHER	-----	1:47.526	-----	-----	1:47.526	70.309
36	SJUN	116	Donnchadh HEALY	1:47.560	-----	-----	-----	1:47.560	70.286
37	SJUN	20	John BYRNE	-----	1:48.295	-----	-----	1:48.295	69.809
38	SJUN	112	Martin CURRAMS	-----	1:48.428	-----	-----	1:48.428	69.724
39	SJUN	138	Jordan McFERRAN	1:49.010	-----	-----	-----	1:49.010	69.351
40	SJUN	139	Jonathan GORMLEY	-----	1:49.116	-----	-----	1:49.116	69.284
41	SJUN	176	Andrew BLACK	-----	1:49.560	-----	-----	1:49.560	69.003
42	SJUN	13	Dale GORDON	-----	-----	1:50.782	-----	1:50.782	68.242
43	SJUN	49	Brendan FLYNN	1:50.931	-----	-----	-----	1:50.931	68.150
44	SJUN	50	Sam JOHNSTON	1:51.784	-----	-----	-----	1:51.784	67.630
45	SJUN	123	Denis LYNCH	-----	1:52.856	-----	-----	1:52.856	66.988
46	SJUN	67	Gavin BROWN	-----	1:52.947	-----	-----	1:52.947	66.934
47	SJUN	142	Stuart RAYNER	-----	-----	1:53.125	-----	1:53.125	66.829
48	SJUN	58	Adrian LOGUE	1:54.888	-----	-----	-----	1:54.888	65.803
49	SJUN	82	William McELROY	1:55.464	-----	-----	-----	1:55.464	65.475
50	SJUN	113	Ian PERT	-----	1:59.840	-----	-----	1:59.840	63.084
51	SJUN	99	Paul FALLON	-----	3:29.755	-----	-----	3:29.755	36.042

First 23 to Race A; P24-P46 to Race B; Remainder to Race C. Also No 86 Transponder not working

Provisional result to be confirmed by the Stewards of the Meeting subject to completion of technical inspections & the time limit for protests

Page 1 / 1

Circuit	Orritor	Signed	 Chief Timekeeper	Organising Club	Cookstown & District MCC
Length(miles)	2.1000	Issued At:			
Weather					
Track					

KDM HIRE COOKSTOWN 100

JUNIOR SUPPORT

Orritor 2.100 miles


R1: Cookstown Caravans/R&M Greenkeepers Junior Support B

24/04/2015 19:24

Race (6 Laps)

RACE 1 (FRI) - JUNIOR SUPPORT B

9	123 A	67 B	
8	13 A	49 B	50 C
7	138 A	139 B	176 C
6	20 A	112 B	
5	9 A	88 B	116 C
4	18 A	125 B	83 C
3	158 A		
2	36 A	316 B	17 C
1	60 A POLE POSITION	131 B	117 C



KDM HIRE COOKSTOWN 100

JUNIOR SUPPORT

Orritor 2.100 miles


R2: Junior Support C / Supersport 400 B

24/04/2015 19:42

Race (5 Laps)

JUNIOR SUPPORT C / SUPERSPORT 400 B

5	99 A		
4	58 A	82 B	113 C
3	142 A		
2	38 A	12 B	64 C
1	66 A POLE POSITION	67 B	57 C



KDM HIRE COOKSTOWN 100

JUNIOR SUPPORT

Orritor 2.100 miles

R4: Cookstown Caravans/R&M Greenkeepers Junior Support A


25/04/2015 11:45

Race (7 Laps)

RACE 4 - JUNIOR SUPPORT A

9	38 A	47 B	
8	241 A	55 B	22 C
7	11 A	43 B	51 C
6	42 A	160 B	
5	7 A	167 B	95 C
4	181 A	75 B	74 C
3	44 A		
2	171 A	59 B	65 C
1	41 A	56 B	23 C

POLE POSITION A



KDM HIRE COOKSTOWN 100

JUNIOR SUPPORT

Race 1 - Cookstown Caravans/ R&M Greenkeepers Race B

Saturday, 25 April 2015



Pos	Class	No	Name	Machine / Sponsor	Gp	Lap	Total Time	Behind	Speed	-----Best Lap-----		
										Time	Speed	On

Race Classification


1	SJUN	36	Wayne SHEEHAN	Suzuki 650	a	3	5:35.022	0	67.697	1:50.702	68.291	2
2	SJUN	9	Rikki McGOVERN	Honda 400	a	3	5:35.266	0.244	67.648	1:48.656	69.577	2
3	SJUN	125	Colin BOWLES	Suzuki 650	a	3	5:37.342	2.320	67.231	1:49.193	69.235	3
4	SJUN	88	Peter FLETCHER	Kawasaki 400 - Bayview Hotel	a	3	5:41.564	6.542	66.400	1:51.979	67.513	2
5	SJUN	131	Robert CAIRNS	Kawasaki 650 - Colin Wilson Racing	a	3	5:41.918	6.896	66.332	1:51.109	68.041	3
6	SJUN	17	Stephen DAVISON	Kawasaki 400	a	3	5:42.800	7.778	66.161	1:51.535	67.781	2
7	SJUN	316	Stephen MORRISON	Kawasaki 400	a	3	5:44.542	9.520	65.827	1:51.784	67.630	2
8	SJUN	138	Jordan McFERRAN	Suzuki 650 - Darren Gilpin Racing	b	3	5:44.721	9.699	65.792	1:51.985	67.509	2
9	SJUN	116	Donnchadh HEALY	Suzuki 650 - KAOS Racing	b	3	5:51.473	16.451	64.528	1:53.797	66.434	3
10	SJUN	50	Sam JOHNSTON	Kawasaki 650	c	3	5:51.689	16.667	64.489	1:55.032	65.721	3
11	SJUN	139	Jonathan GORMLEY	Honda 400 - East Coast Recovery	b	3	5:53.202	18.180	64.213	1:54.728	65.895	2
12	SJUN	83	Andy McALLISTER	Kawasaki 400 - Mac Racing	b	3	5:55.019	19.997	63.884	1:54.686	65.919	3
13	SJUN	176	Andrew BLACK	Suzuki 650	b	3	5:58.814	23.792	63.208	1:58.824	63.624	3
14	SJUN	13	Dale GORDON	Yamaha 400	b	3	6:03.962	28.940	62.314	1:57.785	64.185	2
15	SJUN	67	Gavin BROWN	Honda 400 - PBR	b	3	6:05.085	30.063	62.123	1:58.154	63.984	3
16	SJUN	123	Denis LYNCH	Suzuki 650 - D&E Autos	c	3	6:07.188	32.166	61.767	2:00.596	62.689	3
17	SJUN	113	Ian PERT	Suzuki 650 - Heads Up	c	3	6:07.517	32.495	61.711	1:59.277	63.382	3

Fastest Lap

SJUN	9	Rikki McGOVERN	1:48.656	69.577	2
------	---	----------------	----------	--------	---

Provisional result to be confirmed by the Stewards of the Meeting subject to completion of technical inspections & the time limit for protests

Page 1 / 1

Circuit	Orritor	Signed		Organising Club	Cookstown & District MCC
Length(miles)	2.1000		Chief Timekeeper	Race Started	00:00
Weather	Bright	Issued At:	11:02	Gp Time Diff - b 15.71 / c 30.63	
Track	Damp / Dry Patches				



MCUI Ulster
Centre Timing
powered by
e-Laps timing software

www.elaps-timing.com




KDM HIRE COOKSTOWN 100

JUNIOR SUPPORT

Race 1 - Cookstown Caravans/ R&M Greenkeepers Race B

Saturday, 25 April 2015

DETAILED RESULT



Race Classification

1 36 Wayne SHEEHAN

Total Time **5:35.022** Avg Speed **67.697** Behind **0**
Best Time **1:50.702** Best Speed **68.291** On **2** Gp **a**

Lap	Elapsed Time	Lap Time	Lap Speed
1	1:52.550	1:52.550	67.170
2	3:43.252	1:50.702	68.291
3	5:35.022	1:51.770	67.639

2 9 Rikki McGOVERN

Total Time **5:35.266** Avg Speed **67.648** Behind **0.244**
Best Time **1:48.656** Best Speed **69.577** On **2** Gp **a**

Lap	Elapsed Time	Lap Time	Lap Speed
1	1:57.664	1:57.664	64.251
2	3:46.320	1:48.656	69.577
3	5:35.266	1:48.946	69.392

3 125 Colin BOWLES

Total Time **5:37.342** Avg Speed **67.231** Behind **2.320**
Best Time **1:49.193** Best Speed **69.235** On **3** Gp **a**

Lap	Elapsed Time	Lap Time	Lap Speed
1	1:56.977	1:56.977	64.628
2	3:48.149	1:51.172	68.003
3	5:37.342	1:49.193	69.235

4 88 Peter FLETCHER

Total Time **5:41.564** Avg Speed **66.400** Behind **6.542**
Best Time **1:51.979** Best Speed **67.513** On **2** Gp **a**

Lap	Elapsed Time	Lap Time	Lap Speed
1	1:57.541	1:57.541	64.318
2	3:49.520	1:51.979	67.513
3	5:41.564	1:52.044	67.473

5 131 Robert CAIRNS

Total Time **5:41.918** Avg Speed **66.332** Behind **6.896**
Best Time **1:51.109** Best Speed **68.041** On **3** Gp **a**

Lap	Elapsed Time	Lap Time	Lap Speed
1	1:59.356	1:59.356	63.340
2	3:50.809	1:51.453	67.831
3	5:41.918	1:51.109	68.041

Race Classification

6 17 Stephen DAVISON

Total Time **5:42.800** Avg Speed **66.161** Behind **7.778**
Best Time **1:51.535** Best Speed **67.781** On **2** Gp **a**

Lap	Elapsed Time	Lap Time	Lap Speed
1	1:59.127	1:59.127	63.462
2	3:50.662	1:51.535	67.781
3	5:42.800	1:52.138	67.417

7 316 Stephen MORRISON

Total Time **5:44.542** Avg Speed **65.827** Behind **9.520**
Best Time **1:51.784** Best Speed **67.630** On **2** Gp **a**

Lap	Elapsed Time	Lap Time	Lap Speed
1	1:59.780	1:59.780	63.116
2	3:51.564	1:51.784	67.630
3	5:44.542	1:52.978	66.916

8 138 Jordan McFERRAN

Total Time **5:44.721** Avg Speed **65.792** Behind **9.699**
Best Time **1:51.985** Best Speed **67.509** On **2** Gp **b**

Lap	Elapsed Time	Lap Time	Lap Speed
1	2:15.342	2:15.342	55.858
2	4:07.327	1:51.985	67.509
3	6:00.431	1:53.104	66.841

9 116 Donnchadh HEALY

Total Time **5:51.473** Avg Speed **64.528** Behind **16.451**
Best Time **1:53.797** Best Speed **66.434** On **3** Gp **b**

Lap	Elapsed Time	Lap Time	Lap Speed
1	2:18.813	2:18.813	54.462
2	4:13.386	1:54.573	65.984
3	6:07.183	1:53.797	66.434

10 50 Sam JOHNSTON

Total Time **5:51.689** Avg Speed **64.489** Behind **16.667**
Best Time **1:55.032** Best Speed **65.721** On **3** Gp **c**

Lap	Elapsed Time	Lap Time	Lap Speed
1	2:29.711	2:29.711	50.497
2	4:27.287	1:57.576	64.299
3	6:22.319	1:55.032	65.721


KDM HIRE COOKSTOWN 100

JUNIOR SUPPORT

Race 1 - Cookstown Caravans/ R&M Greenkeepers Race B

Saturday, 25 April 2015

DETAILED RESULT



Race Classification

11 139 Jonathan GORMLEY

Total Time **5:53.202** Avg Speed **64.213** Behind **18.180**

Best Time **1:54.728** Best Speed **65.895** On **2** Gp **b**

Lap	Elapsed Time	Lap Time	Lap Speed
1	2:19.313	2:19.313	54.266
2	4:14.041	1:54.728	65.895
3	6:08.912	1:54.871	65.813

Race Classification

16 123 Denis LYNCH

Total Time **6:07.188** Avg Speed **61.767** Behind **32.166**

Best Time **2:00.596** Best Speed **62.689** On **3** Gp **c**

Lap	Elapsed Time	Lap Time	Lap Speed
1	2:36.236	2:36.236	48.388
2	4:37.222	2:00.986	62.487
3	6:37.818	2:00.596	62.689

12 83 Andy McALLISTER

Total Time **5:55.019** Avg Speed **63.884** Behind **19.997**

Best Time **1:54.686** Best Speed **65.919** On **3** Gp **b**

Lap	Elapsed Time	Lap Time	Lap Speed
1	2:18.824	2:18.824	54.457
2	4:16.043	1:57.219	64.495
3	6:10.729	1:54.686	65.919

17 113 Ian PERT

Total Time **6:07.517** Avg Speed **61.711** Behind **32.495**

Best Time **1:59.277** Best Speed **63.382** On **3** Gp **c**

Lap	Elapsed Time	Lap Time	Lap Speed
1	2:39.321	2:39.321	47.451
2	4:38.870	1:59.549	63.238
3	6:38.147	1:59.277	63.382

13 176 Andrew BLACK

Total Time **5:58.814** Avg Speed **63.208** Behind **23.792**

Best Time **1:58.824** Best Speed **63.624** On **3** Gp **b**

Lap	Elapsed Time	Lap Time	Lap Speed
1	2:14.061	2:14.061	56.392
2	4:15.700	2:01.639	62.151
3	6:14.524	1:58.824	63.624

14 13 Dale GORDON

Total Time **6:03.962** Avg Speed **62.314** Behind **28.940**

Best Time **1:57.785** Best Speed **64.185** On **2** Gp **b**

Lap	Elapsed Time	Lap Time	Lap Speed
1	2:22.835	2:22.835	52.928
2	4:20.620	1:57.785	64.185
3	6:19.672	1:59.052	63.502

15 67 Gavin BROWN

Total Time **6:05.085** Avg Speed **62.123** Behind **30.063**

Best Time **1:58.154** Best Speed **63.984** On **3** Gp **b**

Lap	Elapsed Time	Lap Time	Lap Speed
1	2:23.772	2:23.772	52.583
2	4:22.641	1:58.869	63.599
3	6:20.795	1:58.154	63.984


KDM HIRE COOKSTOWN 100

JUNIOR SUPPORT

Race 1 - Cookstown Caravans/ R&M Greenkeepers Race B (1st part)

Saturday, 25 April 2015

DETAILED RESULT



Race Classification

1 36 Wayne SHEEHAN

Total Time **3:43.240** Avg Speed **67.730** Behind **0**
Best Time **1:49.690** Best Speed **68.922** On **2** Gp **a**

Lap	Elapsed Time	Lap Time	Lap Speed
1	1:53.550	1:53.550	66.579
2	3:43.240	1:49.690	68.922

2 125 Colin BOWLES

Total Time **3:52.418** Avg Speed **65.055** Behind **9.178**
Best Time **1:54.195** Best Speed **66.203** On **2** Gp **b**

Lap	Elapsed Time	Lap Time	Lap Speed
1	2:13.183	2:13.183	56.764
2	4:07.378	1:54.195	66.203

3 9 Rikki McGOVERN

Total Time **3:52.423** Avg Speed **65.054** Behind **9.183**
Best Time **1:53.321** Best Speed **66.713** On **2** Gp **b**

Lap	Elapsed Time	Lap Time	Lap Speed
1	2:14.062	2:14.062	56.392
2	4:07.383	1:53.321	66.713

4 88 Peter FLETCHER

Total Time **3:53.265** Avg Speed **64.819** Behind **10.025**
Best Time **1:53.241** Best Speed **66.760** On **2** Gp **b**

Lap	Elapsed Time	Lap Time	Lap Speed
1	2:14.984	2:14.984	56.007
2	4:08.225	1:53.241	66.760

5 17 Stephen DAVISON

Total Time **3:53.657** Avg Speed **64.710** Behind **10.417**
Best Time **1:54.579** Best Speed **65.981** On **2** Gp **a**

Lap	Elapsed Time	Lap Time	Lap Speed
1	1:59.078	1:59.078	63.488
2	3:53.657	1:54.579	65.981

6 131 Robert CAIRNS

Total Time **3:54.587** Avg Speed **64.454** Behind **11.347**
Best Time **1:55.313** Best Speed **65.561** On **2** Gp **a**

Lap	Elapsed Time	Lap Time	Lap Speed
1	1:59.274	1:59.274	63.383
2	3:54.587	1:55.313	65.561

Race Classification

7 316 Stephen MORRISON

Total Time **3:54.841** Avg Speed **64.384** Behind **11.601**
Best Time **1:55.234** Best Speed **65.606** On **2** Gp **a**

Lap	Elapsed Time	Lap Time	Lap Speed
1	1:59.607	1:59.607	63.207
2	3:54.841	1:55.234	65.606

8 20 John BYRNE

Total Time **3:57.227** Avg Speed **63.736** Behind **13.987**
Best Time **1:55.110** Best Speed **65.676** On **2** Gp **b**

Lap	Elapsed Time	Lap Time	Lap Speed
1	2:17.077	2:17.077	55.151
2	4:12.187	1:55.110	65.676

9 83 Andy McALLISTER

Total Time **3:59.786** Avg Speed **63.056** Behind **16.546**
Best Time **1:57.552** Best Speed **64.312** On **2** Gp **b**

Lap	Elapsed Time	Lap Time	Lap Speed
1	2:17.194	2:17.194	55.104
2	4:14.746	1:57.552	64.312

10 116 Donnchadh HEALY

Total Time **4:01.037** Avg Speed **62.729** Behind **17.797**
Best Time **1:55.868** Best Speed **65.247** On **2** Gp **b**

Lap	Elapsed Time	Lap Time	Lap Speed
1	2:20.129	2:20.129	53.950
2	4:15.997	1:55.868	65.247

11 176 Andrew BLACK

Total Time **4:02.008** Avg Speed **62.477** Behind **18.768**
Best Time **1:58.540** Best Speed **63.776** On **2** Gp **c**

Lap	Elapsed Time	Lap Time	Lap Speed
1	2:33.078	2:33.078	49.387
2	4:31.618	1:58.540	63.776

12 138 Jordan McFERRAN

Total Time **4:04.441** Avg Speed **61.855** Behind **21.201**
Best Time **1:58.898** Best Speed **63.584** On **2** Gp **c**

Lap	Elapsed Time	Lap Time	Lap Speed
1	2:35.153	2:35.153	48.726
2	4:34.051	1:58.898	63.584


KDM HIRE COOKSTOWN 100

JUNIOR SUPPORT

Race 1 - Cookstown Caravans/ R&M Greenkeepers Race B (1st part)

Saturday, 25 April 2015

DETAILED RESULT



Race Classification

13 139 Jonathan GORMLEY

Total Time **4:07.440** Avg Speed **61.106** Behind **24.200**

Best Time **1:59.250** Best Speed **63.396** On **2** Gp **c**

Lap	Elapsed Time	Lap Time	Lap Speed
1	2:37.800	2:37.800	47.909
2	4:37.050	1:59.250	63.396

14 13 Dale GORDON

Total Time **4:10.317** Avg Speed **60.403** Behind **27.077**

Best Time **2:00.616** Best Speed **62.678** On **2** Gp **c**

Lap	Elapsed Time	Lap Time	Lap Speed
1	2:39.311	2:39.311	47.454
2	4:39.927	2:00.616	62.678

15 67 Gavin BROWN

Total Time **4:16.719** Avg Speed **58.897** Behind **33.479**

Best Time **2:01.280** Best Speed **62.335** On **2** Gp **c**

Lap	Elapsed Time	Lap Time	Lap Speed
1	2:45.049	2:45.049	45.805
2	4:46.329	2:01.280	62.335

16 113 Ian PERT

Total Time **4:18.498** Avg Speed **58.492** Behind **35.258**

Best Time **2:04.765** Best Speed **60.594** On **2** Gp **a**

Lap	Elapsed Time	Lap Time	Lap Speed
1	2:28.693	2:28.693	50.843
2	4:33.458	2:04.765	60.594

17 123 Denis LYNCH

Total Time **4:23.275** Avg Speed **57.430** Behind **40.035**

Best Time **2:06.290** Best Speed **59.862** On **2** Gp **c**

Lap	Elapsed Time	Lap Time	Lap Speed
1	2:46.595	2:46.595	45.380
2	4:52.885	2:06.290	59.862

18 50 Sam JOHNSTON

Total Time **4:25.214** Avg Speed **57.011** Behind **41.974**

Best Time **2:08.180** Best Speed **58.980** On **2** Gp **c**

Lap	Elapsed Time	Lap Time	Lap Speed
1	2:46.644	2:46.644	45.366
2	4:54.824	2:08.180	58.980

Not Classified

DNF 49 Brendan FLYNN

Total Time **4:05.395** Avg Speed **61.615** Behind **0**

Best Time **1:58.621** Best Speed **63.732** On **2** Gp **c**

Lap	Elapsed Time	Lap Time	Lap Speed
1	2:36.384	2:36.384	48.343
2	4:35.005	1:58.621	63.732

DNF 112 Martin CURRAMS

Total Time **2:07.628** Avg Speed **59.235** Behind **0**

Best Time **2:22.588** Best Speed **53.020** On **1** Gp **b**

Lap	Elapsed Time	Lap Time	Lap Speed
1	2:22.588	2:22.588	53.020

Not Classified

KDM HIRE COOKSTOWN 100

JUNIOR SUPPORT

Race 1 - Cookstown Caravans/ R&M Greenkeepers Race B

LAP CHART

**1**

No	Name	Gp	Time of Day	Lap Time
36	Wayne SHEEHAN	a	10:48:20.237	1:52.550
125	Colin BOWLES	a	10:48:24.664	1:56.977
88	Peter FLETCHER	a	10:48:25.228	1:57.541
9	Rikki McGOVERN	a	10:48:25.351	1:57.664
17	Stephen DAVISON	a	10:48:26.814	1:59.127
131	Robert CAIRNS	a	10:48:27.043	1:59.356
316	Stephen MORRISON	a	10:48:27.467	1:59.780
176	Andrew BLACK	a	10:48:41.748	2:14.061
138	Jordan McFERRAN	a	10:48:43.029	2:15.342
116	Donnchadh HEALY	a	10:48:46.500	2:18.813
83	Andy McALLISTER	a	10:48:46.511	2:18.824
139	Jonathan GORMLEY	a	10:48:47.000	2:19.313
13	Dale GORDON	a	10:48:50.522	2:22.835
67	Gavin BROWN	a	10:48:51.459	2:23.772
50	Sam JOHNSTON	a	10:48:57.398	2:29.711
123	Denis LYNCH	a	10:49:03.923	2:36.236
113	Ian PERT	a	10:49:07.008	2:39.321

3

No	Name	Gp	Time of Day	Lap Time
36	Wayne SHEEHAN	a	10:52:02.709	1:51.770
9	Rikki McGOVERN	a	10:52:02.953	1:48.946
125	Colin BOWLES	a	10:52:05.029	1:49.193
88	Peter FLETCHER	a	10:52:09.251	1:52.044
131	Robert CAIRNS	a	10:52:09.605	1:51.109
17	Stephen DAVISON	a	10:52:10.487	1:52.138
316	Stephen MORRISON	a	10:52:12.229	1:52.978
138	Jordan McFERRAN	a	10:52:28.118	1:53.104
116	Donnchadh HEALY	a	10:52:34.870	1:53.797
139	Jonathan GORMLEY	a	10:52:36.599	1:54.871
83	Andy McALLISTER	a	10:52:38.416	1:54.686
176	Andrew BLACK	a	10:52:42.211	1:58.824
13	Dale GORDON	a	10:52:47.359	1:59.052
67	Gavin BROWN	a	10:52:48.482	1:58.154
50	Sam JOHNSTON	a	10:52:50.006	1:55.032
123	Denis LYNCH	a	10:53:05.505	2:00.596
113	Ian PERT	a	10:53:05.834	1:59.277

2

No	Name	Gp	Time of Day	Lap Time
36	Wayne SHEEHAN	a	10:50:10.939	1:50.702
9	Rikki McGOVERN	a	10:50:14.007	1:48.656
125	Colin BOWLES	a	10:50:15.836	1:51.172
88	Peter FLETCHER	a	10:50:17.207	1:51.979
17	Stephen DAVISON	a	10:50:18.349	1:51.535
131	Robert CAIRNS	a	10:50:18.496	1:51.453
316	Stephen MORRISON	a	10:50:19.251	1:51.784
138	Jordan McFERRAN	a	10:50:35.014	1:51.985
116	Donnchadh HEALY	a	10:50:41.073	1:54.573
139	Jonathan GORMLEY	a	10:50:41.728	1:54.728
176	Andrew BLACK	a	10:50:43.387	2:01.639
83	Andy McALLISTER	a	10:50:43.730	1:57.219
13	Dale GORDON	a	10:50:48.307	1:57.785
67	Gavin BROWN	a	10:50:50.328	1:58.869
50	Sam JOHNSTON	a	10:50:54.974	1:57.576
123	Denis LYNCH	a	10:51:04.909	2:00.986
113	Ian PERT	a	10:51:06.557	1:59.549

KDM HIRE COOKSTOWN 100

JUNIOR SUPPORT

Race 2 - Junior Support C / Supersport 400 B


Saturday, 25 April 2015



Pos	Class	No	Name	Machine / Sponsor	Gp	Lap	Total Time	Behind	Speed	-----Best Lap-----		
										Time	Speed	On
Race Classification												
1	400R	38	Derek WILKIE	Kawasaki 400	a	5	8:50.767	0	71.218	1:44.805	72.134	4
2	400R	23	Michal DOKOUPIL	Kawasaki 400 - R T & E Racing	b	5	8:59.333	8.566	70.087	1:45.825	71.439	5
3	SJUN	118	Tommy HEAPHY	Suzuki 650 - Ballyneal Stone Masons	b	5	9:19.066	28.299	67.613	1:49.135	69.272	5
4	400R	57	Yvonne MONTGOMERY	Kawasaki 400	a	5	9:34.282	43.515	65.821	1:51.557	67.768	5
5	SJUN	142	Stuart RAYNER	Suzuki 650	a	5	9:41.019	50.252	65.058	1:53.461	66.631	2
6	SJUN	82	William McELROY	Kawasaki 400	b	5	9:53.806	1:03.039	63.657	1:55.894	65.232	5
7	SJUN	40	Michael HOEY	Honda 400	b	5	9:56.743	1:05.976	63.344	1:54.373	66.100	5
8	400R	64	Gerard CUMMINS	Kawasaki 400	a	5	10:21.016	1:30.249	60.868	1:59.895	63.055	5
Fastest Lap												
	400R	38	Derek WILKIE							1:44.805	72.134	4
Not Classified												
DNF	SJUN	58	Adrian LOGUE	Kawasaki 400	b	1	2:13.664	0	56.560	2:27.114	51.389	1

Provisional result to be confirmed by the Stewards of the Meeting subject to completion of technical inspections & the time limit for protests

Page 1 / 1

Circuit	Orritor	Signed		Organising Club	Cookstown & District MCC
Length(miles)	2.1000		Chief Timekeeper	Race Started	00:00
Weather	Bright	Issued At:	11:22	Gp Time Diff - b	13.45
Track	Damp / Dry Patches				


KDM HIRE COOKSTOWN 100

JUNIOR SUPPORT

Race 2 - Junior Support C / Supersport 400 B

Saturday, 25 April 2015

DETAILED RESULT



Race Classification

1 38 Derek WILKIE

Total Time **8:50.767** Avg Speed **71.218** Behind **0**
Best Time **1:44.805** Best Speed **72.134** On **4** Gp **a**

Lap	Elapsed Time	Lap Time	Lap Speed
1	1:50.330	1:50.330	68.522
2	3:35.834	1:45.504	71.656
3	5:21.128	1:45.294	71.799
4	7:05.933	1:44.805	72.134
5	8:50.767	1:44.834	72.114

2 23 Michal DOKOUPIL

Total Time **8:59.333** Avg Speed **70.087** Behind **8.566**
Best Time **1:45.825** Best Speed **71.439** On **5** Gp **b**

Lap	Elapsed Time	Lap Time	Lap Speed
1	2:06.284	2:06.284	59.865
2	3:54.611	1:48.327	69.789
3	5:41.131	1:46.520	70.973
4	7:26.958	1:45.827	71.437
5	9:12.783	1:45.825	71.439

3 118 Tommy HEAPHY

Total Time **9:19.066** Avg Speed **67.613** Behind **28.299**
Best Time **1:49.135** Best Speed **69.272** On **5** Gp **b**

Lap	Elapsed Time	Lap Time	Lap Speed
1	2:11.266	2:11.266	57.593
2	4:02.162	1:50.896	68.172
3	5:51.643	1:49.481	69.053
4	7:43.381	1:51.738	67.658
5	9:32.516	1:49.135	69.272

4 57 Yvonne MONTGOMERY

Total Time **9:34.282** Avg Speed **65.821** Behind **43.515**
Best Time **1:51.557** Best Speed **67.768** On **5** Gp **a**

Lap	Elapsed Time	Lap Time	Lap Speed
1	1:59.693	1:59.693	63.162
2	3:54.989	1:55.296	65.570
3	5:49.159	1:54.170	66.217
4	7:42.725	1:53.566	66.569
5	9:34.282	1:51.557	67.768

Race Classification

5 142 Stuart RAYNER

Total Time **9:41.019** Avg Speed **65.058** Behind **50.252**
Best Time **1:53.461** Best Speed **66.631** On **2** Gp **a**

Lap	Elapsed Time	Lap Time	Lap Speed
1	2:01.039	2:01.039	62.459
2	3:54.500	1:53.461	66.631
3	5:50.156	1:55.656	65.366
4	7:45.758	1:55.602	65.397
5	9:41.019	1:55.261	65.590

6 82 William McELROY

Total Time **9:53.806** Avg Speed **63.657** Behind **1:03.039**
Best Time **1:55.894** Best Speed **65.232** On **5** Gp **b**

Lap	Elapsed Time	Lap Time	Lap Speed
1	2:16.857	2:16.857	55.240
2	4:13.853	1:56.996	64.618
3	6:14.403	2:00.550	62.713
4	8:11.362	1:56.959	64.638
5	10:07.256	1:55.894	65.232

7 40 Michael HOEY

Total Time **9:56.743** Avg Speed **63.344** Behind **1:05.976**
Best Time **1:54.373** Best Speed **66.100** On **5** Gp **b**

Lap	Elapsed Time	Lap Time	Lap Speed
1	2:17.311	2:17.311	55.057
2	4:14.283	1:56.972	64.631
3	6:17.657	2:03.374	61.277
4	8:15.820	1:58.163	63.979
5	10:10.193	1:54.373	66.100

8 64 Gerard CUMMINS

Total Time **10:21.016** Avg Speed **60.868** Behind **1:30.249**
Best Time **1:59.895** Best Speed **63.055** On **5** Gp **a**

Lap	Elapsed Time	Lap Time	Lap Speed
1	2:09.441	2:09.441	58.405
2	4:12.697	2:03.256	61.336
3	6:17.508	2:04.811	60.572
4	8:21.121	2:03.613	61.159
5	10:21.016	1:59.895	63.055

Not Classified


KDM HIRE COOKSTOWN 100

JUNIOR SUPPORT

Race 2 - Junior Support C / Supersport 400 B

Saturday, 25 April 2015

DETAILED RESULT



Not Classified

DNF 58 Adrian LOGUE

Total Time **2:13.664** Avg Speed **56.560** Behind **0**

Best Time **2:27.114** Best Speed **51.389** On **1** Gp **b**

Lap	Elapsed Time	Lap Time	Lap Speed
1	2:27.114	2:27.114	51.389

KDM HIRE COOKSTOWN 100

JUNIOR SUPPORT

Race 2 - Junior Support C / Supersport 400 B

LAP CHART

**1**

No	Name	Gp	Time of Day	Lap Time
38	Derek WILKIE	a	11:07:05.583	1:50.330
57	Yvonne MONTGOMERY	a	11:07:14.946	1:59.693
142	Stuart RAYNER	a	11:07:16.292	2:01.039
23	Michal DOKOUPIL	a	11:07:21.537	2:06.284
64	Gerard CUMMINS	a	11:07:24.694	2:09.441
118	Tommy HEAPHY	a	11:07:26.519	2:11.266
82	William McELROY	a	11:07:32.110	2:16.857
40	Michael HOEY	a	11:07:32.564	2:17.311
58	Adrian LOGUE	a	11:07:42.367	2:27.114

5

No	Name	Gp	Time of Day	Lap Time
38	Derek WILKIE	a	11:14:06.020	1:44.834
23	Michal DOKOUPIL	a	11:14:28.036	1:45.825
118	Tommy HEAPHY	a	11:14:47.769	1:49.135
57	Yvonne MONTGOMERY	a	11:14:49.535	1:51.557
142	Stuart RAYNER	a	11:14:56.272	1:55.261
82	William McELROY	a	11:15:22.509	1:55.894
40	Michael HOEY	a	11:15:25.446	1:54.373
64	Gerard CUMMINS	a	11:15:36.269	1:59.895

2

No	Name	Gp	Time of Day	Lap Time
38	Derek WILKIE	a	11:08:51.087	1:45.504
142	Stuart RAYNER	a	11:09:09.753	1:53.461
23	Michal DOKOUPIL	a	11:09:09.864	1:48.327
57	Yvonne MONTGOMERY	a	11:09:10.242	1:55.296
118	Tommy HEAPHY	a	11:09:17.415	1:50.896
64	Gerard CUMMINS	a	11:09:27.950	2:03.256
82	William McELROY	a	11:09:29.106	1:56.996
40	Michael HOEY	a	11:09:29.536	1:56.972

3

No	Name	Gp	Time of Day	Lap Time
38	Derek WILKIE	a	11:10:36.381	1:45.294
23	Michal DOKOUPIL	a	11:10:56.384	1:46.520
57	Yvonne MONTGOMERY	a	11:11:04.412	1:54.170
142	Stuart RAYNER	a	11:11:05.409	1:55.656
118	Tommy HEAPHY	a	11:11:06.896	1:49.481
82	William McELROY	a	11:11:29.656	2:00.550
64	Gerard CUMMINS	a	11:11:32.761	2:04.811
40	Michael HOEY	a	11:11:32.910	2:03.374

4

No	Name	Gp	Time of Day	Lap Time
38	Derek WILKIE	a	11:12:21.186	1:44.805
23	Michal DOKOUPIL	a	11:12:42.211	1:45.827
57	Yvonne MONTGOMERY	a	11:12:57.978	1:53.566
118	Tommy HEAPHY	a	11:12:58.634	1:51.738
142	Stuart RAYNER	a	11:13:01.011	1:55.602
82	William McELROY	a	11:13:26.615	1:56.959
40	Michael HOEY	a	11:13:31.073	1:58.163
64	Gerard CUMMINS	a	11:13:36.374	2:03.613

KDM HIRE COOKSTOWN 100

JUNIOR SUPPORT

Race 4 - Cookstown Caravans/R&M Greenkeepers Race A

Saturday, 25 April 2015



Pos	Class	No	Name	Machine / Sponsor	Gp	Lap	Total Time	Behind	Speed	-----Best Lap-----		
										Time	Speed	On

Race Classification

1	SJUN	171	Brian COOMEY	Kawasaki 650	a	6	9:47.946		77.150	1:35.776	78.934	5
2	SJUN	41	Ben REA	Kawasaki 650 - Rea Racing	a	6	9:48.073	0.127	77.133	1:35.864	78.862	5
3	SJUN	56	Adam McLEAN	Kawasaki 650 - Graham Automotive	a	6	9:49.414	1.468	76.958	1:36.332	78.479	5
4	SJUN	75	Barry SHEEHAN	Kawasaki 650 - Multi Sport Fun Camp	b	6	10:05.070	17.124	74.967	1:38.750	76.557	4
5	SJUN	65	John HORGAN	Suzuki 650	a	6	10:07.316	19.370	74.689	1:39.008	76.357	6
6	SJUN	59	Anthony AMBLER	Suzuki 650 - Chris Ambler Race Fab	a	6	10:08.921	20.975	74.492	1:39.433	76.031	5
7	SJUN	74	Tommy HENRY	Honda 250 - Hugh O'Kane Motors	b	6	10:12.437	24.491	74.065	1:40.565	75.175	4
8	SJUN	44	Mick JORDAN	Honda 400	a	6	10:15.437	27.491	73.704	1:41.399	74.557	4
9	SJUN	167	Brendan GLOVER	Suzuki 650	b	6	10:17.834	29.888	73.418	1:41.308	74.624	4
10	SJUN	95	Robert GORDON	Honda 400	b	6	10:18.059	30.113	73.391	1:40.422	75.282	5
11	SJUN	160	Darryl TWEED	Honda 400 - Maher Racing	b	6	10:19.767	31.821	73.189	1:40.574	75.169	6
12	SJUN	181	Vic ALLAN	Kawasaki 400	b	6	10:20.813	32.867	73.065	1:42.072	74.065	4
13	SJUN	42	Brian LOUGHLIN	Suzuki 650	b	6	10:21.423	33.477	72.994	1:41.446	74.522	2
14	SJUN	55	Paul HURLEY	Suzuki 650 - Grinch Racing	c	6	10:34.423	46.477	71.498	1:41.235	74.678	6
15	SJUN	51	Scott MILLER	Kawasaki 400	c	6	10:36.619	48.673	71.251	1:43.519	73.030	6
16	SJUN	11	John CAHILL	Suzuki 650	c	6	10:36.737	48.791	71.238	1:42.889	73.477	6
17	SJUN	38	Derek WILKIE	Kawasaki 400	c	6	10:37.519	49.573	71.151	1:43.499	73.044	5
18	SJUN	241	Cathal PHELAN	Suzuki 650	c	5	9:09.173	1 Lap	68.831	1:43.668	72.925	2

Fastest Lap


SJUN	171	Brian COOMEY								1:35.776	78.934	5
------	-----	--------------	--	--	--	--	--	--	--	----------	--------	---

Not Classified

DNF	SJUN	23	Stephen McKEOWN	Kawasaki 650	a	5	8:23.837		75.024	1:38.109	77.057	4
DNF	SJUN	22	Paul O'ROURKE	Suzuki 650 - Paul O'Rourke Racing	c	3	5:19.312		71.028	1:43.631	72.951	2
DNF	SJUN	43	Philip CROSBIE	Suzuki 650	c	2	3:33.560		70.800	1:43.496	73.046	2
DNF	SJUN	311	Brad VICARS	Kawasaki 650	a	2	3:41.061		68.397	1:44.406	72.410	2

Provisional result to be confirmed by the Stewards of the Meeting subject to completion of technical inspections & the time limit for protests

Page 1 / 1

Circuit	Orritor	Signed		Organising Club	Cookstown & District MCC
Length(miles)	2.1000		Chief Timekeeper	Race Started	00:00
Weather	Bright	Issued At:	12:26	Gp Time Diff - b 16.82 / c 44.51	
Track	Dry				


KDM HIRE COOKSTOWN 100

JUNIOR SUPPORT

Race 4 - Cookstown Caravans/R&M Greenkeepers Race A

Saturday, 25 April 2015

DETAILED RESULT



Race Classification

1 171 Brian COOMEY

Total Time **9:47.946** Avg Speed **77.150** Behind
Best Time **1:35.776** Best Speed **78.934** On **5** Gp **a**

Lap	Elapsed Time	Lap Time	Lap Speed
1	1:43.370	1:43.370	73.135
2	3:21.551	1:38.181	77.001
3	4:58.540	1:36.989	77.947
4	6:35.287	1:36.747	78.142
5	8:11.063	1:35.776	78.934
6	9:47.946	1:36.883	78.032

2 41 Ben REA

Total Time **9:48.073** Avg Speed **77.133** Behind **0.127**
Best Time **1:35.864** Best Speed **78.862** On **5** Gp **a**

Lap	Elapsed Time	Lap Time	Lap Speed
1	1:43.276	1:43.276	73.202
2	3:21.330	1:38.054	77.100
3	4:58.161	1:36.831	78.074
4	6:34.782	1:36.621	78.244
5	8:10.646	1:35.864	78.862
6	9:48.073	1:37.427	77.597

3 56 Adam McLEAN

Total Time **9:49.414** Avg Speed **76.958** Behind **1.468**
Best Time **1:36.332** Best Speed **78.479** On **5** Gp **a**

Lap	Elapsed Time	Lap Time	Lap Speed
1	1:45.252	1:45.252	71.828
2	3:22.705	1:37.453	77.576
3	4:59.658	1:36.953	77.976
4	6:36.422	1:36.764	78.128
5	8:12.754	1:36.332	78.479
6	9:49.414	1:36.660	78.212

4 75 Barry SHEEHAN

Total Time **10:05.070** Avg Speed **74.967** Behind **17.124**
Best Time **1:38.750** Best Speed **76.557** On **4** Gp **b**

Lap	Elapsed Time	Lap Time	Lap Speed
1	2:03.076	2:03.076	61.425
2	3:44.754	1:41.678	74.352
3	5:25.401	1:40.647	75.114
4	7:04.151	1:38.750	76.557
5	8:43.122	1:38.971	76.386
6	10:21.890	1:38.768	76.543

Race Classification

5 65 John HORGAN

Total Time **10:07.316** Avg Speed **74.689** Behind **19.370**
Best Time **1:39.008** Best Speed **76.357** On **6** Gp **a**

Lap	Elapsed Time	Lap Time	Lap Speed
1	1:48.061	1:48.061	69.960
2	3:29.290	1:41.229	74.682
3	5:09.192	1:39.902	75.674
4	6:48.578	1:39.386	76.067
5	8:28.308	1:39.730	75.805
6	10:07.316	1:39.008	76.357

6 59 Anthony AMBLER

Total Time **10:08.921** Avg Speed **74.492** Behind **20.975**
Best Time **1:39.433** Best Speed **76.031** On **5** Gp **a**

Lap	Elapsed Time	Lap Time	Lap Speed
1	1:47.443	1:47.443	70.363
2	3:28.896	1:41.453	74.517
3	5:09.786	1:40.890	74.933
4	6:49.602	1:39.816	75.739
5	8:29.035	1:39.433	76.031
6	10:08.921	1:39.886	75.686

7 74 Tommy HENRY

Total Time **10:12.437** Avg Speed **74.065** Behind **24.491**
Best Time **1:40.565** Best Speed **75.175** On **4** Gp **b**

Lap	Elapsed Time	Lap Time	Lap Speed
1	2:02.851	2:02.851	61.538
2	3:44.592	1:41.741	74.306
3	5:26.183	1:41.591	74.416
4	7:06.748	1:40.565	75.175
5	8:47.400	1:40.652	75.110
6	10:29.257	1:41.857	74.222

8 44 Mick JORDAN

Total Time **10:15.437** Avg Speed **73.704** Behind **27.491**
Best Time **1:41.399** Best Speed **74.557** On **4** Gp **a**

Lap	Elapsed Time	Lap Time	Lap Speed
1	1:47.201	1:47.201	70.522
2	3:28.639	1:41.438	74.528
3	5:10.819	1:42.180	73.987
4	6:52.218	1:41.399	74.557
5	8:33.904	1:41.686	74.347
6	10:15.437	1:41.533	74.459


KDM HIRE COOKSTOWN 100

JUNIOR SUPPORT

Race 4 - Cookstown Caravans/R&M Greenkeepers Race A

Saturday, 25 April 2015

DETAILED RESULT



Race Classification

9 167 Brendan GLOVER

Total Time **10:17.834** Avg Speed **73.418** Behind **29.888**

Best Time **1:41.308** Best Speed **74.624** On **4** Gp **b**

Lap	Elapsed Time	Lap Time	Lap Speed
1	2:04.510	2:04.510	60.718
2	3:46.704	1:42.194	73.977
3	5:28.029	1:41.325	74.611
4	7:09.337	1:41.308	74.624
5	8:52.000	1:42.663	73.639
6	10:34.654	1:42.654	73.645

Race Classification

13 42 Brian LOUGHLIN

Total Time **10:21.423** Avg Speed **72.994** Behind **33.477**

Best Time **1:41.446** Best Speed **74.522** On **2** Gp **b**

Lap	Elapsed Time	Lap Time	Lap Speed
1	2:07.696	2:07.696	59.203
2	3:49.142	1:41.446	74.522
3	5:31.017	1:41.875	74.209
4	7:15.109	1:44.092	72.628
5	8:56.717	1:41.608	74.404
6	10:38.243	1:41.526	74.464

10 95 Robert GORDON

Total Time **10:18.059** Avg Speed **73.391** Behind **30.113**

Best Time **1:40.422** Best Speed **75.282** On **5** Gp **b**

Lap	Elapsed Time	Lap Time	Lap Speed
1	2:04.878	2:04.878	60.539
2	3:46.883	1:42.005	74.114
3	5:31.171	1:44.288	72.492
4	7:13.735	1:42.564	73.710
5	8:54.157	1:40.422	75.282
6	10:34.879	1:40.722	75.058

14 55 Paul HURLEY

Total Time **10:34.423** Avg Speed **71.498** Behind **46.477**

Best Time **1:41.235** Best Speed **74.678** On **6** Gp **c**

Lap	Elapsed Time	Lap Time	Lap Speed
1	2:37.660	2:37.660	47.951
2	4:22.210	1:44.550	72.310
3	6:08.836	1:46.626	70.902
4	7:54.349	1:45.513	71.650
5	9:37.698	1:43.349	73.150
6	11:18.933	1:41.235	74.678

11 160 Darryl TWEED

Total Time **10:19.767** Avg Speed **73.189** Behind **31.821**

Best Time **1:40.574** Best Speed **75.169** On **6** Gp **b**

Lap	Elapsed Time	Lap Time	Lap Speed
1	2:06.085	2:06.085	59.960
2	3:48.355	1:42.270	73.922
3	5:30.257	1:41.902	74.189
4	7:14.299	1:44.042	72.663
5	8:56.013	1:41.714	74.326
6	10:36.587	1:40.574	75.169

15 51 Scott MILLER

Total Time **10:36.619** Avg Speed **71.251** Behind **48.673**

Best Time **1:43.519** Best Speed **73.030** On **6** Gp **c**

Lap	Elapsed Time	Lap Time	Lap Speed
1	2:36.987	2:36.987	48.157
2	4:21.627	1:44.640	72.248
3	6:08.030	1:46.403	71.051
4	7:53.928	1:45.898	71.389
5	9:37.610	1:43.682	72.915
6	11:21.129	1:43.519	73.030

12 181 Vic ALLAN

Total Time **10:20.813** Avg Speed **73.065** Behind **32.867**

Best Time **1:42.072** Best Speed **74.065** On **4** Gp **b**

Lap	Elapsed Time	Lap Time	Lap Speed
1	2:04.107	2:04.107	60.915
2	3:46.319	1:42.212	73.964
3	5:29.913	1:43.594	72.977
4	7:11.985	1:42.072	74.065
5	8:55.527	1:43.542	73.014
6	10:37.633	1:42.106	74.041

16 11 John CAHILL

Total Time **10:36.737** Avg Speed **71.238** Behind **48.791**

Best Time **1:42.889** Best Speed **73.477** On **6** Gp **c**

Lap	Elapsed Time	Lap Time	Lap Speed
1	2:35.430	2:35.430	48.639
2	4:19.452	1:44.022	72.677
3	6:09.343	1:49.891	68.795
4	7:54.996	1:45.653	71.555
5	9:38.358	1:43.362	73.141
6	11:21.247	1:42.889	73.477


KDM HIRE COOKSTOWN 100

JUNIOR SUPPORT

Race 4 - Cookstown Caravans/R&M Greenkeepers Race A

Saturday, 25 April 2015

DETAILED RESULT



Race Classification

17 38 Derek WILKIE

Total Time **10:37.519** Avg Speed **71.151** Behind **49.573**

Best Time **1:43.499** Best Speed **73.044** On **5** Gp **c**

Lap	Elapsed Time	Lap Time	Lap Speed
1	2:38.344	2:38.344	47.744
2	4:23.047	1:44.703	72.204
3	6:09.620	1:46.573	70.937
4	7:54.754	1:45.134	71.908
5	9:38.253	1:43.499	73.044
6	11:22.029	1:43.776	72.849

18 241 Cathal PHELAN

Total Time **9:09.173** Avg Speed **68.831** Behind **1 Lap**

Best Time **1:43.668** Best Speed **72.925** On **2** Gp **c**

Lap	Elapsed Time	Lap Time	Lap Speed
1	2:35.038	2:35.038	48.762
2	4:18.706	1:43.668	72.925
3	6:08.462	1:49.756	68.880
4	8:06.321	1:57.859	64.144
5	9:53.683	1:47.362	70.416

Not Classified

DNF 23 Stephen McKEOWN

Total Time **8:23.837** Avg Speed **75.024** Behind

Best Time **1:38.109** Best Speed **77.057** On **4** Gp **a**

Lap	Elapsed Time	Lap Time	Lap Speed
1	1:42.470	1:42.470	73.778
2	3:21.452	1:38.982	76.378
3	5:00.075	1:38.623	76.656
4	6:38.184	1:38.109	77.057
5	8:23.837	1:45.653	71.555

DNF 22 Paul O'ROURKE

Total Time **5:19.312** Avg Speed **71.028** Behind

Best Time **1:43.631** Best Speed **72.951** On **2** Gp **c**

Lap	Elapsed Time	Lap Time	Lap Speed
1	2:33.924	2:33.924	49.115
2	4:17.555	1:43.631	72.951
3	6:03.822	1:46.267	71.142

Not Classified

DNF 43 Philip CROSBIE

Total Time **3:33.560** Avg Speed **70.800** Behind

Best Time **1:43.496** Best Speed **73.046** On **2** Gp **c**

Lap	Elapsed Time	Lap Time	Lap Speed
1	2:34.574	2:34.574	48.909
2	4:18.070	1:43.496	73.046

DNF 311 Brad VICARS

Total Time **3:41.061** Avg Speed **68.397** Behind

Best Time **1:44.406** Best Speed **72.410** On **2** Gp **a**


Lap	Elapsed Time	Lap Time	Lap Speed
1	2:41.165	2:41.165	46.908
2	4:25.571	1:44.406	72.410

KDM HIRE COOKSTOWN 100

JUNIOR SUPPORT

Race 4 - Cookstown Caravans/R&M Greenkeepers Race A

LAP CHART



1					3					5				
No	Name	Gp	Time of Day	Lap Time	No	Name	Gp	Time of Day	Lap Time	No	Name	Gp	Time of Day	Lap Time
23	Stephen McKEOWN	a	11:52:05.787	1:42.470	41	Ben REA	a	11:55:21.478	1:36.831	41	Ben REA	a	11:58:33.963	1:35.864
41	Ben REA	a	11:52:06.593	1:43.276	171	Brian COOMEY	a	11:55:21.857	1:36.989	171	Brian COOMEY	a	11:58:34.380	1:35.776
171	Brian COOMEY	a	11:52:06.687	1:43.370	56	Adam McLEAN	a	11:55:22.975	1:36.953	56	Adam McLEAN	a	11:58:36.071	1:36.332
56	Adam McLEAN	a	11:52:08.569	1:45.252	23	Stephen McKEOWN	a	11:55:23.392	1:38.623	23	Stephen McKEOWN	a	11:58:47.154	1:45.653
44	Mick JORDAN	a	11:52:10.518	1:47.201	65	John HORGAN	a	11:55:32.509	1:39.902	65	John HORGAN	a	11:58:51.625	1:39.730
59	Anthony AMBLER	a	11:52:10.760	1:47.443	59	Anthony AMBLER	a	11:55:33.103	1:40.890	59	Anthony AMBLER	a	11:58:52.352	1:39.433
65	John HORGAN	a	11:52:11.378	1:48.061	44	Mick JORDAN	a	11:55:34.136	1:42.180	44	Mick JORDAN	a	11:58:57.221	1:41.686
74	Tommy HENRY	a	11:52:26.168	2:02.851	75	Barry SHEEHAN	a	11:55:48.718	1:40.647	75	Barry SHEEHAN	a	11:59:06.439	1:38.971
75	Barry SHEEHAN	a	11:52:26.393	2:03.076	74	Tommy HENRY	a	11:55:49.500	1:41.591	74	Tommy HENRY	a	11:59:10.717	1:40.652
181	Vic ALLAN	a	11:52:27.424	2:04.107	167	Brendan GLOVER	a	11:55:51.346	1:41.325	167	Brendan GLOVER	a	11:59:15.317	1:42.663
167	Brendan GLOVER	a	11:52:27.827	2:04.510	181	Vic ALLAN	a	11:55:53.230	1:43.594	95	Robert GORDON	a	11:59:17.474	1:40.422
95	Robert GORDON	a	11:52:28.195	2:04.878	160	Darryl TWEED	a	11:55:53.574	1:41.902	181	Vic ALLAN	a	11:59:18.844	1:43.542
160	Darryl TWEED	a	11:52:29.402	2:06.085	42	Brian LOUGHLIN	a	11:55:54.334	1:41.875	160	Darryl TWEED	a	11:59:19.330	1:41.714
42	Brian LOUGHLIN	a	11:52:31.013	2:07.696	95	Robert GORDON	a	11:55:54.488	1:44.288	42	Brian LOUGHLIN	a	11:59:20.034	1:41.608
22	Paul O'ROURKE	a	11:52:57.241	2:33.924	22	Paul O'ROURKE	a	11:56:27.139	1:46.267	51	Scott MILLER	a	12:00:00.927	1:43.682
43	Philip CROSBIE	a	11:52:57.891	2:34.574	51	Scott MILLER	a	11:56:31.347	1:46.403	55	Paul HURLEY	a	12:00:01.015	1:43.349
241	Cathal PHELAN	a	11:52:58.355	2:35.038	241	Cathal PHELAN	a	11:56:31.779	1:49.756	38	Derek WILKIE	a	12:00:01.570	1:43.499
11	John CAHILL	a	11:52:58.747	2:35.430	55	Paul HURLEY	a	11:56:32.153	1:46.626	11	John CAHILL	a	12:00:01.675	1:43.362
51	Scott MILLER	a	11:53:00.304	2:36.987	11	John CAHILL	a	11:56:32.660	1:49.891	241	Cathal PHELAN	a	12:00:17.000	1:47.362
55	Paul HURLEY	a	11:53:00.977	2:37.660	38	Derek WILKIE	a	11:56:32.937	1:46.573					
38	Derek WILKIE	a	11:53:01.661	2:38.344										
311	Brad VICARS	a	11:53:04.482	2:41.165										

2					4					6				
No	Name	Gp	Time of Day	Lap Time	No	Name	Gp	Time of Day	Lap Time	No	Name	Gp	Time of Day	Lap Time
41	Ben REA	a	11:53:44.647	1:38.054	41	Ben REA	a	11:56:58.099	1:36.621	171	Brian COOMEY	a	12:00:11.263	1:36.883
23	Stephen McKEOWN	a	11:53:44.769	1:38.982	171	Brian COOMEY	a	11:56:58.604	1:36.747	41	Ben REA	a	12:00:11.390	1:37.427
171	Brian COOMEY	a	11:53:44.868	1:38.181	56	Adam McLEAN	a	11:56:59.739	1:36.764	56	Adam McLEAN	a	12:00:12.731	1:36.660
56	Adam McLEAN	a	11:53:46.022	1:37.453	23	Stephen McKEOWN	a	11:57:01.501	1:38.109	65	John HORGAN	a	12:00:30.633	1:39.008
44	Mick JORDAN	a	11:53:51.956	1:41.438	65	John HORGAN	a	11:57:11.895	1:39.386	59	Anthony AMBLER	a	12:00:32.238	1:39.886
59	Anthony AMBLER	a	11:53:52.213	1:41.453	59	Anthony AMBLER	a	11:57:12.919	1:39.816	44	Mick JORDAN	a	12:00:38.754	1:41.533
65	John HORGAN	a	11:53:52.607	1:41.229	44	Mick JORDAN	a	11:57:15.535	1:41.399	75	Barry SHEEHAN	a	12:00:45.207	1:38.768
74	Tommy HENRY	a	11:54:07.909	1:41.741	75	Barry SHEEHAN	a	11:57:27.468	1:38.750	74	Tommy HENRY	a	12:00:52.574	1:41.857
75	Barry SHEEHAN	a	11:54:08.071	1:41.678	74	Tommy HENRY	a	11:57:30.065	1:40.565	167	Brendan GLOVER	a	12:00:57.971	1:42.654
181	Vic ALLAN	a	11:54:09.636	1:42.212	167	Brendan GLOVER	a	11:57:32.654	1:41.308	95	Robert GORDON	a	12:00:58.196	1:40.722
167	Brendan GLOVER	a	11:54:10.021	1:42.194	181	Vic ALLAN	a	11:57:35.302	1:42.072	160	Darryl TWEED	a	12:00:59.904	1:40.574
95	Robert GORDON	a	11:54:10.200	1:42.005	95	Robert GORDON	a	11:57:37.052	1:42.564	181	Vic ALLAN	a	12:01:00.950	1:42.106
160	Darryl TWEED	a	11:54:11.672	1:42.270	160	Darryl TWEED	a	11:57:37.616	1:44.042	42	Brian LOUGHLIN	a	12:01:01.560	1:41.526
42	Brian LOUGHLIN	a	11:54:12.459	1:41.446	42	Brian LOUGHLIN	a	11:57:38.426	1:44.092	55	Paul HURLEY	a	12:01:42.250	1:41.235
22	Paul O'ROURKE	a	11:54:40.872	1:43.631	51	Scott MILLER	a	11:58:17.245	1:45.898	51	Scott MILLER	a	12:01:44.446	1:43.519
43	Philip CROSBIE	a	11:54:41.387	1:43.496	55	Paul HURLEY	a	11:58:17.666	1:45.513	11	John CAHILL	a	12:01:44.564	1:42.889
241	Cathal PHELAN	a	11:54:42.023	1:43.668	38	Derek WILKIE	a	11:58:18.071	1:45.134	38	Derek WILKIE	a	12:01:45.346	1:43.776
11	John CAHILL	a	11:54:42.769	1:44.022	11	John CAHILL	a	11:58:18.313	1:45.653					
51	Scott MILLER	a	11:54:44.944	1:44.640	241	Cathal PHELAN	a	11:58:29.638	1:57.859					
55	Paul HURLEY	a	11:54:45.527	1:44.550										
38	Derek WILKIE	a	11:54:46.364	1:44.703										
311	Brad VICARS	a	11:54:48.888	1:44.406										

ROAD RACE - IRISH JUNIOR SUPPORT

2015

					#1	
Pos	No.	Name	Total	Diff	Gap	R1
1	171	Brian COOMEY	25	0	0	25
2	41	Ben REA	20	5	5	20
3	56	Adam McLEAN	16	9	4	16
4	75	Barry SHEEHAN	13	12	3	13
5	65	John HORGAN	11	14	2	11
6	59	Anthony AMBLER	10	15	1	10
7	74	Tommy HENRY	9	16	1	9
8	44	Mick JORDAN	8	17	1	8
9	167	Brendan GLOVER	7	18	1	7
10	95	Robert GORDON	6	19	1	6
11	160	Darryl TWEED	5	20	1	5
12	181	Vic ALLAN	4	21	1	4
13	42	Brian LOUGHLIN	3	22	1	3
14	55	Paul HURLEY	2	23	1	2
15	51	Scott MILLER	1	24	1	1

Event Legend

#1 24/04/2015 KDM HIRE COOKSTOWN 100

ROAD RACE - ULSTER JUNIOR SUPPORT

2015

					#1	
Pos	No.	Name	Total	Diff	Gap	R1
1	171	Brian COOMEY	25	0	0	25
2	41	Ben REA	20	5	5	20
3	56	Adam McLEAN	16	9	4	16
4	75	Barry SHEEHAN	13	12	3	13
5	65	John HORGAN	11	14	2	11
6	59	Anthony AMBLER	10	15	1	10
7	74	Tommy HENRY	9	16	1	9
8	44	Mick JORDAN	8	17	1	8
9	167	Brendan GLOVER	7	18	1	7
10	95	Robert GORDON	6	19	1	6
11	160	Darryl TWEED	5	20	1	5
12	181	Vic ALLAN	4	21	1	4
13	42	Brian LOUGHLIN	3	22	1	3
14	55	Paul HURLEY	2	23	1	2
15	51	Scott MILLER	1	24	1	1

Event Legend

#1 24/04/2015 KDM HIRE COOKSTOWN 100