



**COOKSTOWN 100**

**Friday 24<sup>th</sup> & Saturday 25<sup>th</sup> April 2015**

**promoted by Cookstown & District MCC**  
[www.cookstown100.com](http://www.cookstown100.com)



**& DREW STEWART AUTO REPAIRS  
SUPERTWIN**



Comhairle Ceantair  
**Lár Uladh**  
**Mid Ulster**  
District Council

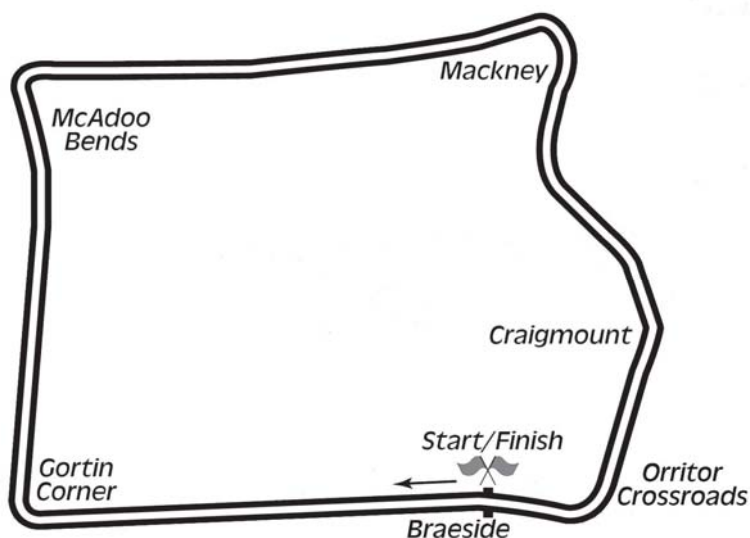


**2&4**  
WHEEL MOTORSPORT  
STEERING GROUP LTD.



tourism  
northernireland

# Orritor Circuit 2.1 miles



## LAP RECORDS

Class	Rider	Machine	m	s	mph	Year
125cc	William Dunlop	Honda	1	34.755	79.785	2010
Moto 3	Barry Davidson	Honda 250	1	39.075	76.306	2012
Moto 450	Ryan Farquhar	Kawasaki	1	35.432	79.219	2012
250cc	William Dunlop	Honda	1	29.658	84.320	2009
Supersport 400	Alastair Haworth	Yamaha	1	35.794	78.919	2013
Supertwin	Ryan Farquhar	Kawasaki	1	30.636	83.411	2012
Supersport	Michael Dunlop	Yamaha	1	24.783	89.169	2011
Superbike	Michael Dunlop	Honda	1	22.641	91.480	2013
Senior Support	Gary Robinson	Yamaha 600	1	29.956	84.041	2007
Junior Support	Mark Hanna	Honda 250	1	33.788	80.607	2013
Classic 1000cc	Wattie Brown	Norton 920	1	40.273	75.394	2006
Classic 500cc	Neill McWhirter	Norton	1	41.491	74.489	2010
Classic 350cc	Paul Coward	Honda	1	43.421	73.099	2004
Classic 250cc	Geoff McMullan	Suzuki	1	47.294	70.461	2006

## MOST WINS at COOKSTOWN 100

Ryan Farquhar	26	1996 - 12
Ray McCullough	14	1967 - 79
Joey Dunlop	11	1977 - 98
Robert Dunlop	11	1985 - 08
Phillip McCallen	10	1987 - 96
William Dunlop	9	2006 - 13
Courtney Junk	8	1974 - 83
Mervyn Elwood	8	1987 - 97
Michael Dunlop	8	2006 - 14
Noel Hudson	7	1975 - 95
Bill Swallow	7	1987 - 00
Darran Lindsay	7	2000 - 05

## MOST WINS AT ALL IRISH ROAD RACE MEETINGS (after Killalane 2014)

1.	Ryan Farquhar	201	1995-14
2.	Joey Dunlop	156	1971-00
3.	Robert Dunlop	135	1980-08
4.	Ray McCullough	109	1960-82
	Phillip McCallen	109	1987-99
6.	William Dunlop	99	2005-14
7.	Michael Dunlop	88	2006-14
8.	Brian Reid	78	1980-94
9.	Darran Lindsay	74	1999-06
10.	James Courtney	66	1992-99

# KDM HIRE COOKSTOWN 100



## SUPERTWIN


### Group A Qualifying

Friday, 24 April 2015

Pos	Class	No	Name	Machine / Sponsor	----- Best Lap -----				
					Time	Behind	Speed	On Lap	
<b>Qualifying Classification</b>									
1	STWN	52	James COWTON	Kawasaki 650 - DTR	1:31.246		82.853	4	5
2	STWN	44	Jamie HAMILTON	Kawasaki 650 - Cookstown BE Racing	1:31.900	0.654	82.263	5	5
3	STWN	3	Michael DUNLOP	Kawasaki 650 - MD Racing	1:33.490	2.244	80.864	5	5
4	STWN	65	Michael SWEENEY	Kawasaki 650 - Kiely Heating Racing	1:34.595	3.349	79.920	3	4
5	STWN	23	Michal DOKOUPIL	Kawasaki 650 - R T & E Racing	1:35.448	4.202	79.205	5	5
6	STWN	64	Stephen McKNIGHT	Suzuki 650	1:35.963	4.717	78.780	5	5
7	STWN	41	Ben REA	Kawasaki 650 - Rea Racing	1:36.045	4.799	78.713	5	5
8	STWN	97	William HARA	Suzuki 650 - New Look Blinds	1:37.294	6.048	77.703	4	5
9	STWN	155	Michael RUSSELL	Kawasaki 650 - Emerald Road Racing	1:39.949	8.703	75.639	4	5
10	STWN	123	Stephen McKEOWN	Kawasaki 650	1:40.299	9.053	75.375	5	5
11	STWN	153	Noel BERTRAM	Kawasaki 650	1:40.618	9.372	75.136	4	5
12	STWN	197	Seamus ELLIOTT	Kawasaki 650	1:40.757	9.511	75.032	2	4
13	STWN	11	Dominic HERBERTSON	Kawasaki 650	1:41.724	10.478	74.319	4	5
14	STWN	17	Alastair BAYLEY	Kawasaki 650 - ABR Moto	1:42.346	11.100	73.867	3	5
15	STWN	62	Sean CONNOLLY	Suzuki 650 - SKM Racing	1:42.677	11.431	73.629	5	5
16	STWN	118	Tommy HEAPHY	Suzuki 650 - Ballyneal Stone Masons	1:43.333	12.087	73.162	5	5
17	STWN	75	Barry SHEEHAN	Kawasaki 650 - Multi Sport Fun Camp	1:43.610	12.364	72.966	3	4
18	STWN	22	Paul O'ROURKE	Suzuki 650 - Paul O'Rourke Racing	1:45.511	14.265	71.651	3	4
19	STWN	116	Donnchadh HEALY	Suzuki 650 - KAOS Racing	1:50.969	19.723	68.127	2	4
20	STWN	49	Brendan FLYNN	Suzuki 650	1:51.418	20.172	67.853	3	4
21	STWN	50	Sam JOHNSTON	Kawasaki 650	1:51.867	20.621	67.580	4	4

Provisional result to be confirmed by the Stewards of the Meeting subject to completion of technical inspections & the time limit for protests

Page 1 / 1

Circuit	<b>Orritor</b>	Signed		Organising Club	<b>Cookstown &amp; District MCC</b>
Length(miles)	<b>2.1000</b>	Chief Timekeeper			
Weather	<b>Cloudy</b>	Issued At:	14:38		
Track	<b>Dry</b>				

# KDM HIRE COOKSTOWN 100

## SUPERTWIN

Group A Qualifying

Friday, 24 April 2015

## DETAILED RESULT



### Qualifying Classification

Position

#### **1** 52 James COWTON

STWN Behind

Best Time **1:31.246** Best Speed **82.853** On **4** Gp

Lap	Elapsed Time	Lap Time	Lap Speed
1	1:34.376	1:34.376	80.105
2	3:08.478	1:34.102	80.338
3	4:41.278	1:32.800	81.466
4	6:12.524	1:31.246	82.853
5	7:48.904	1:36.380	78.440

#### **2** 44 Jamie HAMILTON

STWN Behind **0.654**

Best Time **1:31.900** Best Speed **82.263** On **5** Gp

Lap	Elapsed Time	Lap Time	Lap Speed
1	1:42.265	1:42.265	73.926
2	3:15.340	1:33.075	81.225
3	4:47.965	1:32.625	81.619
4	6:20.099	1:32.134	82.054
5	7:51.999	1:31.900	82.263

#### **3** 3 Michael DUNLOP

STWN Behind **2.244**

Best Time **1:33.490** Best Speed **80.864** On **5** Gp

Lap	Elapsed Time	Lap Time	Lap Speed
1	2:45.835	2:45.835	45.587
2	4:28.035	1:42.200	73.973
3	6:03.018	1:34.983	79.593
4	7:39.172	1:36.154	78.624
5	9:12.662	1:33.490	80.864

#### **4** 65 Michael SWEENEY

STWN Behind **3.349**

Best Time **1:34.595** Best Speed **79.920** On **3** Gp

Lap	Elapsed Time	Lap Time	Lap Speed
1	2:48.883	2:48.883	44.765
2	4:23.730	1:34.847	79.707
3	5:58.325	1:34.595	79.920
4	7:59.447	2:01.122	62.416

### Qualifying Classification

Position

#### **5** 23 Michal DOKOUPIL

STWN Behind **4.202**

Best Time **1:35.448** Best Speed **79.205** On **5** Gp

Lap	Elapsed Time	Lap Time	Lap Speed
1	1:44.582	1:44.582	72.288
2	3:22.634	1:38.052	77.102
3	4:58.182	1:35.548	79.123
4	6:34.186	1:36.004	78.747
5	8:09.634	1:35.448	79.205

#### **6** 64 Stephen McKNIGHT

STWN Behind **4.717**

Best Time **1:35.963** Best Speed **78.780** On **5** Gp

Lap	Elapsed Time	Lap Time	Lap Speed
1	1:56.466	1:56.466	64.912
2	3:33.511	1:37.045	77.902
3	5:10.670	1:37.159	77.811
4	6:47.110	1:36.440	78.391
5	8:23.073	1:35.963	78.780

#### **7** 41 Ben REA

STWN Behind **4.799**

Best Time **1:36.045** Best Speed **78.713** On **5** Gp

Lap	Elapsed Time	Lap Time	Lap Speed
1	1:53.272	1:53.272	66.742
2	3:33.249	1:39.977	75.617
3	5:10.458	1:37.209	77.771
4	6:46.724	1:36.266	78.532
5	8:22.769	1:36.045	78.713

#### **8** 97 William HARA

STWN Behind **6.048**

Best Time **1:37.294** Best Speed **77.703** On **4** Gp

Lap	Elapsed Time	Lap Time	Lap Speed
1	1:59.966	1:59.966	63.018
2	3:38.948	1:38.982	76.378
3	5:16.720	1:37.772	77.323
4	6:54.014	1:37.294	77.703
5	8:31.413	1:37.399	77.619

# KDM HIRE COOKSTOWN 100

## SUPERTWIN

Group A Qualifying

Friday, 24 April 2015

## DETAILED RESULT



### Qualifying Classification

Position

#### **9** 155 Michael RUSSELL

STWN Behind 8.703

Best Time 1:39.949 Best Speed 75.639 On 4 Gp

Lap	Elapsed Time	Lap Time	Lap Speed
1	2:19.027	2:19.027	54.378
2	4:02.721	1:43.694	72.907
3	5:44.111	1:41.390	74.564
4	7:24.060	1:39.949	75.639
5	9:04.621	1:40.561	75.178

### Qualifying Classification

Position

#### **13** 11 Dominic HERBERTSON

STWN Behind 10.478

Best Time 1:41.724 Best Speed 74.319 On 4 Gp

Lap	Elapsed Time	Lap Time	Lap Speed
1	2:23.821	2:23.821	52.565
2	4:08.351	1:44.530	72.324
3	5:52.194	1:43.843	72.802
4	7:33.918	1:41.724	74.319
5	9:15.933	1:42.015	74.107

#### **10** 123 Stephen McKEOWN

STWN Behind 9.053

Best Time 1:40.299 Best Speed 75.375 On 5 Gp

Lap	Elapsed Time	Lap Time	Lap Speed
1	2:05.436	2:05.436	60.270
2	3:55.222	1:49.786	68.861
3	5:39.780	1:44.558	72.304
4	7:22.765	1:42.985	73.409
5	9:03.064	1:40.299	75.375

#### **14** 17 Alastair BAYLEY

STWN Behind 11.100

Best Time 1:42.346 Best Speed 73.867 On 3 Gp

Lap	Elapsed Time	Lap Time	Lap Speed
1	2:11.361	2:11.361	57.551
2	3:56.776	1:45.415	71.717
3	5:39.122	1:42.346	73.867
4	7:21.948	1:42.826	73.522
5	9:05.458	1:43.510	73.036

#### **11** 153 Noel BERTRAM

STWN Behind 9.372

Best Time 1:40.618 Best Speed 75.136 On 4 Gp

Lap	Elapsed Time	Lap Time	Lap Speed
1	2:17.006	2:17.006	55.180
2	4:04.381	1:47.375	70.407
3	5:51.196	1:46.815	70.777
4	7:31.814	1:40.618	75.136
5	9:15.057	1:43.243	73.225

#### **15** 62 Sean CONNOLLY

STWN Behind 11.431

Best Time 1:42.677 Best Speed 73.629 On 5 Gp

Lap	Elapsed Time	Lap Time	Lap Speed
1	2:20.268	2:20.268	53.897
2	4:08.057	1:47.789	70.137
3	5:54.138	1:46.081	71.266
4	7:38.081	1:43.943	72.732
5	9:20.758	1:42.677	73.629

#### **12** 197 Seamus ELLIOTT

STWN Behind 9.511

Best Time 1:40.757 Best Speed 75.032 On 2 Gp

Lap	Elapsed Time	Lap Time	Lap Speed
1	1:43.206	1:43.206	73.252
2	3:23.963	1:40.757	75.032
3	5:05.418	1:41.455	74.516
4	6:47.725	1:42.307	73.895

#### **16** 118 Tommy HEAPHY

STWN Behind 12.087

Best Time 1:43.333 Best Speed 73.162 On 5 Gp

Lap	Elapsed Time	Lap Time	Lap Speed
1	2:20.842	2:20.842	53.677
2	4:09.470	1:48.628	69.595
3	5:55.246	1:45.776	71.472
4	7:44.814	1:49.568	68.998
5	9:28.147	1:43.333	73.162

# KDM HIRE COOKSTOWN 100

## SUPERTWIN

Group A Qualifying

Friday, 24 April 2015

## DETAILED RESULT



### Qualifying Classification

Position

#### **17** 75 Barry SHEEHAN

STWN Behind 12.364

Best Time 1:43.610 Best Speed 72.966 On 3 Gp

Lap	Elapsed Time	Lap Time	Lap Speed
1	2:32.706	2:32.706	49.507
2	4:19.065	1:46.359	71.080
3	6:02.675	1:43.610	72.966
4	7:48.666	1:45.991	71.327

#### **18** 22 Paul O'ROURKE

STWN Behind 14.265

Best Time 1:45.511 Best Speed 71.651 On 3 Gp

Lap	Elapsed Time	Lap Time	Lap Speed
1	2:27.653	2:27.653	51.201
2	4:14.207	1:46.554	70.950
3	5:59.718	1:45.511	71.651
4	7:46.807	1:47.089	70.595

#### **19** 116 Donnchadh HEALY

STWN Behind 19.723

Best Time 1:50.969 Best Speed 68.127 On 2 Gp

Lap	Elapsed Time	Lap Time	Lap Speed
1	2:12.813	2:12.813	56.922
2	4:03.782	1:50.969	68.127
3	5:54.803	1:51.021	68.095
4	7:46.500	1:51.697	67.683

#### **20** 49 Brendan FLYNN

STWN Behind 20.172

Best Time 1:51.418 Best Speed 67.853 On 3 Gp

Lap	Elapsed Time	Lap Time	Lap Speed
1	2:10.891	2:10.891	57.758
2	4:02.412	1:51.521	67.790
3	5:53.830	1:51.418	67.853
4	7:45.818	1:51.988	67.507

#### **21** 50 Sam JOHNSTON

STWN Behind 20.621

Best Time 1:51.867 Best Speed 67.580 On 4 Gp

Lap	Elapsed Time	Lap Time	Lap Speed
1	2:03.054	2:03.054	61.436
2	3:58.365	1:55.311	65.562
3	5:52.858	1:54.493	66.030
4	7:44.725	1:51.867	67.580

# KDM HIRE COOKSTOWN 100

## SUPERTWIN

### Group B Qualifying


Friday, 24 April 2015



Pos	Class	No	Name	Machine / Sponsor	----- Best Lap -----				Lap
					Time	Behind	Speed	On	
<b>Qualifying Classification</b>									
1	STWN	10	Andy LAWSON	Kawasaki 650 - Shirlaw's Motorcycles	1:35.591		79.087	5	6
2	STWN	57	Ian MORRELL	Suzuki 650	1:35.592	0.001	79.086	5	6
3	STWN	122	Alan BONNER	Kawasaki 650 - Gas Safety Systems/KMR	1:36.141	0.550	78.635	2	2
4	STWN	311	Brad VICARS	Kawasaki 650	1:36.485	0.894	78.354	2	2
5	STWN	8	Anthony McCOLGAN	Kawasaki 650	1:41.214	5.623	74.693	5	5
6	STWN	59	Anthony AMBLER	Suzuki 650 - Chris Ambler Race Fab	1:41.771	6.180	74.284	5	5
7	STWN	77	Mark SHIELS	Kawasaki 650 - MSR	1:43.525	7.934	73.026	5	5
8	STWN	131	Robert CAIRNS	Kawasaki 650 - Colin Wilson Racing	1:44.115	8.524	72.612	5	5
9	STWN	167	Brendan GLOVER	Suzuki 650	1:46.545	10.954	70.956	5	5
10	STWN	112	Martin CURRAMS	Kawasaki 650	1:47.509	11.918	70.320	4	4
11	STWN	113	Ian PERT	Suzuki 650 - Heads Up	2:01.651	26.060	62.145	4	4
12	STWN	28	Paul GARTLAND	Kawasaki 650	2:53.933	1:18.342	43.465	2	2

Provisional result to be confirmed by the Stewards of the Meeting subject to completion of technical inspections & the time limit for protests

Page 1 / 1

Circuit	<b>Orritor</b>	Signed		Organising Club	<b>Cookstown &amp; District MCC</b>
Length(miles)	<b>2.1000</b>	Chief Timekeeper			
Weather	<b>Cloudy</b>	Issued At:	14:59		
Track	<b>Dry</b>				

# KDM HIRE COOKSTOWN 100

## SUPERTWIN

### Group B Qualifying

Friday, 24 April 2015

## DETAILED RESULT



### Qualifying Classification

Position

#### **1** 10 Andy LAWSON

STWN Behind

Best Time **1:35.591** Best Speed **79.087** On **5** Gp

Lap	Elapsed Time	Lap Time	Lap Speed
1	2:01.546	2:01.546	62.199
2	3:38.160	1:36.614	78.250
3	6:02.288	2:24.128	52.453
4	12:12.080	6:09.792	20.444
5	13:47.671	1:35.591	79.087
6	15:27.710	1:40.039	75.571

#### **2** 57 Ian MORRELL

STWN Behind **0.001**

Best Time **1:35.592** Best Speed **79.086** On **5** Gp

Lap	Elapsed Time	Lap Time	Lap Speed
1	2:05.959	2:05.959	60.020
2	3:42.481	1:36.522	78.324
3	6:07.062	2:24.581	52.289
4	12:12.504	6:05.442	20.687
5	13:48.096	1:35.592	79.086
6	15:24.585	1:36.489	78.351

#### **3** 122 Alan BONNER

STWN Behind **0.550**

Best Time **1:36.141** Best Speed **78.635** On **2** Gp

Lap	Elapsed Time	Lap Time	Lap Speed
1	2:06.797	2:06.797	59.623
2	3:42.938	1:36.141	78.635

#### **4** 311 Brad VICARS

STWN Behind **0.894**

Best Time **1:36.485** Best Speed **78.354** On **2** Gp

Lap	Elapsed Time	Lap Time	Lap Speed
1	2:07.612	2:07.612	59.242
2	3:44.097	1:36.485	78.354

### Qualifying Classification

Position

#### **5** 8 Anthony McCOLGAN

STWN Behind **5.623**

Best Time **1:41.214** Best Speed **74.693** On **5** Gp

Lap	Elapsed Time	Lap Time	Lap Speed
1	2:14.056	2:14.056	56.394
2	3:56.250	1:42.194	73.977
3	6:04.640	2:08.390	58.883
4	12:15.737	6:11.097	20.372
5	13:56.951	1:41.214	74.693

#### **6** 59 Anthony AMBLER

STWN Behind **6.180**

Best Time **1:41.771** Best Speed **74.284** On **5** Gp

Lap	Elapsed Time	Lap Time	Lap Speed
1	2:17.269	2:17.269	55.074
2	3:59.558	1:42.289	73.908
3	6:13.511	2:13.953	56.438
4	12:21.142	6:07.631	20.564
5	14:02.913	1:41.771	74.284

#### **7** 77 Mark SHIELS

STWN Behind **7.934**

Best Time **1:43.525** Best Speed **73.026** On **5** Gp

Lap	Elapsed Time	Lap Time	Lap Speed
1	2:31.936	2:31.936	49.758
2	4:16.722	1:44.786	72.147
3	6:47.351	2:30.629	50.190
4	12:28.273	5:40.922	22.175
5	14:11.798	1:43.525	73.026

#### **8** 131 Robert CAIRNS

STWN Behind **8.524**

Best Time **1:44.115** Best Speed **72.612** On **5** Gp

Lap	Elapsed Time	Lap Time	Lap Speed
1	2:22.970	2:22.970	52.878
2	4:09.311	1:46.341	71.092
3	6:46.639	2:37.328	48.052
4	12:22.612	5:35.973	22.502
5	14:06.727	1:44.115	72.612



# KDM HIRE COOKSTOWN 100

## SUPERTWIN

### Group B Qualifying

Friday, 24 April 2015

## DETAILED RESULT



### Qualifying Classification

Position

#### **9** 167 Brendan GLOVER

STWN Behind **10.954**

Best Time **1:46.545** Best Speed **70.956** On **5** Gp

Lap	Elapsed Time	Lap Time	Lap Speed
1	2:26.517	2:26.517	51.598
2	4:14.065	1:47.548	70.294
3	6:48.226	2:34.161	49.040
4	12:29.493	5:41.267	22.153
5	14:16.038	1:46.545	70.956

#### **10** 112 Martin CURRAMS

STWN Behind **11.918**

Best Time **1:47.509** Best Speed **70.320** On **4** Gp

Lap	Elapsed Time	Lap Time	Lap Speed
1	2:39.981	2:39.981	47.256
2	4:28.866	1:48.885	69.431
3	12:33.984	8:05.118	15.584
4	14:21.493	1:47.509	70.320

#### **11** 113 Ian PERT

STWN Behind **26.060**

Best Time **2:01.651** Best Speed **62.145** On **4** Gp

Lap	Elapsed Time	Lap Time	Lap Speed
1	2:48.477	2:48.477	44.873
2	4:58.485	2:10.008	58.150
3	12:37.561	7:39.076	16.468
4	14:39.212	2:01.651	62.145

#### **12** 28 Paul GARTLAND

STWN Behind **1:18.342**

Best Time **2:53.933** Best Speed **43.465** On **2** Gp

Lap	Elapsed Time	Lap Time	Lap Speed
1	2:54.796	2:54.796	43.250
2	5:48.729	2:53.933	43.465

# KDM HIRE COOKSTOWN 100

## SUPERTWIN

### Group C Qualifying


Friday, 24 April 2015



Pos	Class	No	Name	Machine / Sponsor	----- Best Lap -----				Lap
					Time	Behind	Speed	On	
<b>Qualifying Classification</b>									
1	STWN	96	Andy FARRELL	Kawasaki 650 - Brix Moto	1:33.071		81.228	5	5
2	STWN	86	Derek McGEE	Kawasaki 650 - Emerald Road Racing	1:34.801	1.730	79.746	4	5
3	STWN	7	Dave WALSH	Suzuki 650 - DRW Racing	1:47.697	14.626	70.197	3	5
4	STWN	142	Stuart RAYNER	Suzuki 650	1:54.974	21.903	65.754	3	4

Provisional result to be confirmed by the Stewards of the Meeting subject to completion of technical inspections & the time limit for protests

Page 1 / 1

Circuit	<b>Orritor</b>	Signed		Organising Club	<b>Cookstown &amp; District MCC</b>
Length(miles)	<b>2.1000</b>	Chief Timekeeper			
Weather	<b>Cloudy</b>	Issued At:	15:18		
Track	<b>Dry</b>				

# KDM HIRE COOKSTOWN 100

## SUPERTWIN

Group C Qualifying

Friday, 24 April 2015

## DETAILED RESULT



### Qualifying Classification

Position

#### **1** 96 Andy FARRELL

STWN Behind

Best Time **1:33.071** Best Speed **81.228** On **5** Gp

Lap	Elapsed Time	Lap Time	Lap Speed
1	2:11.320	2:11.320	57.569
2	3:45.740	1:34.420	80.068
3	5:19.901	1:34.161	80.288
4	6:53.794	1:33.893	80.517
5	8:26.865	1:33.071	81.228

#### **2** 86 Derek McGEE

STWN Behind **1.730**

Best Time **1:34.801** Best Speed **79.746** On **4** Gp

Lap	Elapsed Time	Lap Time	Lap Speed
1	2:28.260	2:28.260	50.992
2	4:07.908	1:39.648	75.867
3	5:43.809	1:35.901	78.831
4	7:18.610	1:34.801	79.746
5	8:53.905	1:35.295	79.333

#### **3** 7 Dave WALSH

STWN Behind **14.626**

Best Time **1:47.697** Best Speed **70.197** On **3** Gp

Lap	Elapsed Time	Lap Time	Lap Speed
1	2:20.902	2:20.902	53.654
2	4:10.265	1:49.363	69.128
3	5:57.962	1:47.697	70.197
4	7:49.249	1:51.287	67.932
5	9:42.307	1:53.058	66.868

#### **4** 142 Stuart RAYNER

STWN Behind **21.903**

Best Time **1:54.974** Best Speed **65.754** On **3** Gp

Lap	Elapsed Time	Lap Time	Lap Speed
1	2:28.332	2:28.332	50.967
2	4:25.526	1:57.194	64.508
3	6:20.500	1:54.974	65.754
4	8:17.425	1:56.925	64.657

# KDM HIRE COOKSTOWN 100

## SUPERTWIN

### Combined Qualifying




Pos	Class	No	Name	-----Best Time / Qual Laps-----				Overall Best Time / Speed /	
				Session A	Session B	Session C	Session D	Total Qual Laps	
1	STWN	52	James COWTON	1:31.246	-----	-----	-----	1:31.246	82.853
2	STWN	44	Jamie HAMILTON	1:31.900	-----	-----	-----	1:31.900	82.263
3	STWN	96	Andy FARRELL	-----	-----	1:33.071	-----	1:33.071	81.228
4	STWN	3	Michael DUNLOP	1:33.490	-----	-----	-----	1:33.490	80.864
5	STWN	65	Michael SWEENEY	1:34.595	-----	-----	-----	1:34.595	79.920
6	STWN	86	Derek McGEE	-----	-----	1:34.801	-----	1:34.801	79.746
7	STWN	23	Michal DOKOUPIL	1:35.448	-----	-----	-----	1:35.448	79.205
8	STWN	10	Andy LAWSON	-----	1:35.591	-----	-----	1:35.591	79.087
9	STWN	57	Ian MORRELL	-----	1:35.592	-----	-----	1:35.592	79.086
10	STWN	64	Stephen McKNIGHT	1:35.963	-----	-----	-----	1:35.963	78.780
11	STWN	41	Ben REA	1:36.045	-----	-----	-----	1:36.045	78.713
12	STWN	122	Alan BONNER	-----	1:36.141	-----	-----	1:36.141	78.635
13	STWN	311	Brad VICARS	-----	1:36.485	-----	-----	1:36.485	78.354
14	STWN	97	William HARA	1:37.294	-----	-----	-----	1:37.294	77.703
15	STWN	155	Michael RUSSELL	1:39.949	-----	-----	-----	1:39.949	75.639
16	STWN	123	Stephen McKEOWN	1:40.299	-----	-----	-----	1:40.299	75.375
17	STWN	153	Noel BERTRAM	1:40.618	-----	-----	-----	1:40.618	75.136
18	STWN	197	Seamus ELLIOTT	1:40.757	-----	-----	-----	1:40.757	75.032
19	STWN	8	Anthony McCOLGAN	-----	1:41.214	-----	-----	1:41.214	74.693
20	STWN	11	Dominic HERBERTSON	1:41.724	-----	-----	-----	1:41.724	74.319
21	STWN	59	Anthony AMBLER	-----	1:41.771	-----	-----	1:41.771	74.284
22	STWN	17	Alastair BAYLEY	1:42.346	-----	-----	-----	1:42.346	73.867
23	STWN	62	Sean CONNOLLY	1:42.677	-----	-----	-----	1:42.677	73.629
24	STWN	118	Tommy HEAPHY	1:43.333	-----	-----	-----	1:43.333	73.162
25	STWN	77	Mark SHIELS	-----	1:43.525	-----	-----	1:43.525	73.026
26	STWN	75	Barry SHEEHAN	1:43.610	-----	-----	-----	1:43.610	72.966
27	STWN	131	Robert CAIRNS	-----	1:44.115	-----	-----	1:44.115	72.612
28	STWN	22	Paul O'ROURKE	1:45.511	-----	-----	-----	1:45.511	71.651
29	STWN	167	Brendan GLOVER	-----	1:46.545	-----	-----	1:46.545	70.956
30	STWN	112	Martin CURRAMS	-----	1:47.509	-----	-----	1:47.509	70.320
31	STWN	7	Dave WALSH	-----	-----	1:47.697	-----	1:47.697	70.197
32	STWN	116	Donnchadh HEALY	1:50.969	-----	-----	-----	1:50.969	68.127
33	STWN	49	Brendan FLYNN	1:51.418	-----	-----	-----	1:51.418	67.853
34	STWN	50	Sam JOHNSTON	1:51.867	-----	-----	-----	1:51.867	67.580
35	STWN	142	Stuart RAYNER	-----	-----	1:54.974	-----	1:54.974	65.754
36	STWN	113	Ian PERT	-----	2:01.651	-----	-----	2:01.651	62.145
37	STWN	28	Paul GARTLAND	-----	2:53.933	-----	-----	2:53.933	43.465

First 23 riders to Race A; remainder to Race B

Provisional result to be confirmed by the Stewards of the Meeting subject to completion of technical inspections & the time limit for protests

Page 1 / 1

Circuit	<b>Orritor</b>	Signed		Organising Club	<b>Cookstown &amp; District MCC</b>
Length(miles)	<b>2.1000</b>		Chief Timekeeper		
Weather		Issued At:			
Track					

**KDM HIRE COOKSTOWN 100**

SUPERTWIN

Orritor 2.100 miles

R7: Hayes Fuels/Drew Stewart Auto Repairs Supertwin A


25/04/2015 13:25

Race (7 Laps)

**RACE 7 - SUPERTWIN A**

9	17 A	62 B	
8	8 A	11 B	59 C
7	123 A	153 B	197 C
6	97 A	155 B	
5	41 A	122 B	311 C
4	10 A	57 B	64 C
3	23 A		
2	3 A	65 B	86 C
1	52 A	44 B	96 C

POLE POSITION A



KDM HIRE COOKSTOWN 100

SUPERTWIN

Orritor 2.100 miles


R8: Hayes Fuels/Drew Stewart Auto Repairs Supertwin B

25/04/2015 13:50

Race (6 Laps)

**RACE 8 - SUPERTWIN B**

6	28 A		
5	50 A	142 B	113 C
4	7 A	116 B	49 C
3	112 A		
2	131 A	22 B	167 C
1	118 A POLE POSITION	77 B	75 C



# KDM HIRE COOKSTOWN 100

## SUPERTWIN

### Race 7 - Hayes Fuels/Drew Stewart Auto Repairs Race A

Saturday, 25 April 2015



Pos	Class	No	Name	Machine / Sponsor	Gp	Lap	Total Time	Behind	Speed	-----Best Lap-----		
										Time	Speed	On

#### Race Classification

1	STWN	3	Michael DUNLOP	Kawasaki 650 - MD Racing	a	6	9:07.438		82.859	1:30.151	83.859	6
2	STWN	65	Michael SWEENEY	Kawasaki 650 - Kiely Heating Racing	a	6	9:07.973	0.535	82.778	1:30.133	83.876	3
3	STWN	44	Jamie HAMILTON	Kawasaki 650 - Cookstown BE Racing	a	6	9:08.101	0.663	82.758	1:29.994	84.006	6
4	STWN	52	James COWTON	Kawasaki 650 - DTR	a	6	9:08.301	0.863	82.728	1:29.657	84.321	4
5	STWN	86	Derek McGEE	Kawasaki 650 - Emerald Road Racing	a	6	9:21.940	14.502	80.720	1:31.898	82.265	4
6	STWN	10	Andy LAWSON	Kawasaki 650 - Shirlaw's Motorcycles	b	6	9:25.939	18.501	80.150	1:33.247	81.075	4
7	STWN	96	Andy FARRELL	Kawasaki 650 - Brix Moto	a	6	9:28.509	21.071	79.788	1:33.550	80.812	4
8	STWN	23	Michal DOKOUPIL	Kawasaki 650 - R T & E Racing	a	6	9:28.846	21.408	79.740	1:33.530	80.830	5
9	STWN	41	Ben REA	Kawasaki 650 - Rea Racing	b	6	9:30.678	23.240	79.484	1:33.737	80.651	4
10	STWN	57	Ian MORRELL	Suzuki 650	b	6	9:31.977	24.539	79.304	1:33.839	80.564	3
11	STWN	64	Stephen McKNIGHT	Suzuki 650	b	6	9:32.101	24.663	79.287	1:34.111	80.331	4
12	STWN	311	Brad VICARS	Kawasaki 650	b	6	9:36.123	28.685	78.733	1:34.329	80.145	6
13	STWN	155	Michael RUSSELL	Kawasaki 650 - Emerald Road Racing	b	6	9:45.001	37.563	77.538	1:36.154	78.624	5
14	STWN	123	Stephen McKEOWN	Kawasaki 650	c	6	9:58.578	51.140	75.780	1:37.360	77.650	6
15	STWN	11	Dominic HERBERTSON	Kawasaki 650	c	6	9:58.758	51.320	75.757	1:37.214	77.767	6
16	STWN	8	Anthony McCOLGAN	Kawasaki 650	c	6	10:01.046	53.608	75.468	1:38.401	76.828	3
17	STWN	59	Anthony AMBLER	Suzuki 650 - Chris Ambler Race Fab	c	6	10:09.381	1:01.943	74.436	1:38.929	76.418	3
18	STWN	62	Sean CONNOLLY	Suzuki 650 - SKM Racing	c	6	10:10.663	1:03.225	74.280	1:40.131	75.501	4
19	STWN	153	Noel BERTRAM	Kawasaki 650	c	6	10:11.294	1:03.856	74.203	1:39.143	76.253	5

#### Fastest Lap / New Lap Record 84.321 mph (Previously 83.411 mph)


STWN	52	James COWTON								1:29.657	84.321	4
------	----	--------------	--	--	--	--	--	--	--	----------	--------	---

#### Not Classified

DNF	STWN	17	Alastair BAYLEY	Kawasaki 650 - ABR Moto	c	3	5:12.430		72.592	1:40.814	74.990	2
-----	------	----	-----------------	-------------------------	---	---	----------	--	--------	----------	--------	---

Provisional result to be confirmed by the Stewards of the Meeting subject to completion of technical inspections & the time limit for protests

Page 1 / 1

Circuit	<b>Orritor</b>	Signed		Organising Club	<b>Cookstown &amp; District MCC</b>
Length(miles)	<b>2.1000</b>		Chief Timekeeper	Race Started	<b>00:00</b>
Weather	<b>Sunny</b>	Issued At:	15:49	Gp Time Diff - b 15.77 / c 31.51	
Track	<b>Dry</b>				


# KDM HIRE COOKSTOWN 100

## SUPERTWIN

### Race 7 - Hayes Fuels/Drew Stewart Auto Repairs Race A

Saturday, 25 April 2015

## DETAILED RESULT



### Race Classification

#### **1** 3 Michael DUNLOP

Total Time **9:07.438** Avg Speed **82.859** Behind  
Best Time **1:30.151** Best Speed **83.859** On **6** Gp **a**

Lap	Elapsed Time	Lap Time	Lap Speed
1	1:35.420	1:35.420	79.229
2	3:06.277	1:30.857	83.208
3	4:36.510	1:30.233	83.783
4	6:06.903	1:30.393	83.635
5	7:37.287	1:30.384	83.643
6	9:07.438	1:30.151	83.859

#### **2** 65 Michael SWEENEY

Total Time **9:07.973** Avg Speed **82.778** Behind **0.535**  
Best Time **1:30.133** Best Speed **83.876** On **3** Gp **a**

Lap	Elapsed Time	Lap Time	Lap Speed
1	1:35.873	1:35.873	78.854
2	3:06.712	1:30.839	83.224
3	4:36.845	1:30.133	83.876
4	6:07.238	1:30.393	83.635
5	7:37.747	1:30.509	83.528
6	9:07.973	1:30.226	83.790

#### **3** 44 Jamie HAMILTON

Total Time **9:08.101** Avg Speed **82.758** Behind **0.663**  
Best Time **1:29.994** Best Speed **84.006** On **6** Gp **a**

Lap	Elapsed Time	Lap Time	Lap Speed
1	1:35.983	1:35.983	78.764
2	3:06.978	1:30.995	83.081
3	4:37.345	1:30.367	83.659
4	6:07.767	1:30.422	83.608
5	7:38.107	1:30.340	83.684
6	9:08.101	1:29.994	84.006

#### **4** 52 James COWTON

Total Time **9:08.301** Avg Speed **82.728** Behind **0.863**  
Best Time **1:29.657** Best Speed **84.321** On **4** Gp **a**

Lap	Elapsed Time	Lap Time	Lap Speed
1	1:36.385	1:36.385	78.435
2	3:07.172	1:30.787	83.272
3	4:37.662	1:30.490	83.545
4	6:07.319	1:29.657	84.321
5	7:37.945	1:30.626	83.420
6	9:08.301	1:30.356	83.669

### Race Classification

#### **5** 86 Derek McGEE

Total Time **9:21.940** Avg Speed **80.720** Behind **14.502**  
Best Time **1:31.898** Best Speed **82.265** On **4** Gp **a**

Lap	Elapsed Time	Lap Time	Lap Speed
1	1:39.193	1:39.193	76.215
2	3:13.273	1:34.080	80.357
3	4:45.403	1:32.130	82.058
4	6:17.301	1:31.898	82.265
5	7:49.471	1:32.170	82.022
6	9:21.940	1:32.469	81.757

#### **6** 10 Andy LAWSON

Total Time **9:25.939** Avg Speed **80.150** Behind **18.501**  
Best Time **1:33.247** Best Speed **81.075** On **4** Gp **b**

Lap	Elapsed Time	Lap Time	Lap Speed
1	1:54.332	1:54.332	66.123
2	3:28.035	1:33.703	80.680
3	5:01.356	1:33.321	81.011
4	6:34.603	1:33.247	81.075
5	8:08.170	1:33.567	80.798
6	9:41.709	1:33.539	80.822

#### **7** 96 Andy FARRELL

Total Time **9:28.509** Avg Speed **79.788** Behind **21.071**  
Best Time **1:33.550** Best Speed **80.812** On **4** Gp **a**

Lap	Elapsed Time	Lap Time	Lap Speed
1	1:38.702	1:38.702	76.594
2	3:13.155	1:34.453	80.040
3	4:46.836	1:33.681	80.699
4	6:20.386	1:33.550	80.812
5	7:54.295	1:33.909	80.503
6	9:28.509	1:34.214	80.243

#### **8** 23 Michal DOKOUPIL

Total Time **9:28.846** Avg Speed **79.740** Behind **21.408**  
Best Time **1:33.530** Best Speed **80.830** On **5** Gp **a**

Lap	Elapsed Time	Lap Time	Lap Speed
1	1:40.254	1:40.254	75.408
2	3:14.269	1:34.015	80.413
3	4:47.991	1:33.722	80.664
4	6:21.743	1:33.752	80.638
5	7:55.273	1:33.530	80.830
6	9:28.846	1:33.573	80.793




# KDM HIRE COOKSTOWN 100

## SUPERTWIN

### Race 7 - Hayes Fuels/Drew Stewart Auto Repairs Race A

Saturday, 25 April 2015

## DETAILED RESULT



### Race Classification

#### **9** 41 Ben REA

Total Time **9:30.678** Avg Speed **79.484** Behind **23.240**

Best Time **1:33.737** Best Speed **80.651** On **4** Gp **b**

Lap	Elapsed Time	Lap Time	Lap Speed
1	1:55.036	1:55.036	65.719
2	3:28.967	1:33.931	80.485
3	5:02.880	1:33.913	80.500
4	6:36.617	1:33.737	80.651
5	8:11.713	1:35.096	79.499
6	9:46.448	1:34.735	79.802

### Race Classification

#### **13** 155 Michael RUSSELL

Total Time **9:45.001** Avg Speed **77.538** Behind **37.563**

Best Time **1:36.154** Best Speed **78.624** On **5** Gp **b**

Lap	Elapsed Time	Lap Time	Lap Speed
1	1:58.610	1:58.610	63.738
2	3:34.997	1:36.387	78.434
3	5:11.375	1:36.378	78.441
4	6:48.141	1:36.766	78.127
5	8:24.295	1:36.154	78.624
6	10:00.771	1:36.476	78.361

#### **10** 57 Ian MORRELL

Total Time **9:31.977** Avg Speed **79.304** Behind **24.539**

Best Time **1:33.839** Best Speed **80.564** On **3** Gp **b**

Lap	Elapsed Time	Lap Time	Lap Speed
1	1:55.758	1:55.758	65.309
2	3:29.884	1:34.126	80.318
3	5:03.723	1:33.839	80.564
4	6:38.385	1:34.662	79.863
5	8:13.250	1:34.865	79.692
6	9:47.747	1:34.497	80.003

#### **14** 123 Stephen McKEOWN

Total Time **9:58.578** Avg Speed **75.780** Behind **51.140**

Best Time **1:37.360** Best Speed **77.650** On **6** Gp **c**

Lap	Elapsed Time	Lap Time	Lap Speed
1	2:17.739	2:17.739	54.886
2	3:56.513	1:38.774	76.538
3	5:36.026	1:39.513	75.970
4	7:14.318	1:38.292	76.914
5	8:52.728	1:38.410	76.821
6	10:30.088	1:37.360	77.650

#### **11** 64 Stephen McKNIGHT

Total Time **9:32.101** Avg Speed **79.287** Behind **24.663**

Best Time **1:34.111** Best Speed **80.331** On **4** Gp **b**

Lap	Elapsed Time	Lap Time	Lap Speed
1	1:56.094	1:56.094	65.120
2	3:31.095	1:35.001	79.578
3	5:05.246	1:34.151	80.297
4	6:39.357	1:34.111	80.331
5	8:13.521	1:34.164	80.285
6	9:47.871	1:34.350	80.127

#### **15** 11 Dominic HERBERTSON

Total Time **9:58.758** Avg Speed **75.757** Behind **51.320**

Best Time **1:37.214** Best Speed **77.767** On **6** Gp **c**

Lap	Elapsed Time	Lap Time	Lap Speed
1	2:18.144	2:18.144	54.726
2	3:57.882	1:39.738	75.799
3	5:36.265	1:38.383	76.843
4	7:14.492	1:38.227	76.965
5	8:53.054	1:38.562	76.703
6	10:30.268	1:37.214	77.767

#### **12** 311 Brad VICARS

Total Time **9:36.123** Avg Speed **78.733** Behind **28.685**

Best Time **1:34.329** Best Speed **80.145** On **6** Gp **b**

Lap	Elapsed Time	Lap Time	Lap Speed
1	1:57.907	1:57.907	64.118
2	3:33.056	1:35.149	79.454
3	5:07.913	1:34.857	79.699
4	6:42.426	1:34.513	79.989
5	8:17.564	1:35.138	79.464
6	9:51.893	1:34.329	80.145

#### **16** 8 Anthony McCOLGAN

Total Time **10:01.046** Avg Speed **75.468** Behind **53.608**

Best Time **1:38.401** Best Speed **76.828** On **3** Gp **c**

Lap	Elapsed Time	Lap Time	Lap Speed
1	2:18.085	2:18.085	54.749
2	3:58.451	1:40.366	75.324
3	5:36.852	1:38.401	76.828
4	7:15.489	1:38.637	76.645
5	8:53.989	1:38.500	76.751
6	10:32.556	1:38.567	76.699


# KDM HIRE COOKSTOWN 100

## SUPERTWIN

Race 7 - Hayes Fuels/Drew Stewart Auto Repairs Race A

Saturday, 25 April 2015

## DETAILED RESULT



### Race Classification

#### **17** 59 Anthony AMBLER

Total Time **10:09.381** Avg Speed **74.436** Behind **1:01.943**

Best Time **1:38.929** Best Speed **76.418** On **3** Gp **c**

Lap	Elapsed Time	Lap Time	Lap Speed
1	2:18.434	2:18.434	54.611
2	3:59.058	1:40.624	75.131
3	5:37.987	1:38.929	76.418
4	7:18.375	1:40.388	75.308
5	8:59.516	1:41.141	74.747
6	10:40.891	1:41.375	74.575

#### **18** 62 Sean CONNOLLY

Total Time **10:10.663** Avg Speed **74.280** Behind **1:03.225**

Best Time **1:40.131** Best Speed **75.501** On **4** Gp **c**

Lap	Elapsed Time	Lap Time	Lap Speed
1	2:19.493	2:19.493	54.196
2	4:00.257	1:40.764	75.027
3	5:41.003	1:40.746	75.040
4	7:21.134	1:40.131	75.501
5	9:01.687	1:40.553	75.184
6	10:42.173	1:40.486	75.234

#### **19** 153 Noel BERTRAM

Total Time **10:11.294** Avg Speed **74.203** Behind **1:03.856**

Best Time **1:39.143** Best Speed **76.253** On **5** Gp **c**

Lap	Elapsed Time	Lap Time	Lap Speed
1	2:17.403	2:17.403	55.021
2	4:01.549	1:44.146	72.590
3	5:43.438	1:41.889	74.198
4	7:24.103	1:40.665	75.101
5	9:03.246	1:39.143	76.253
6	10:42.804	1:39.558	75.936

### Not Classified

#### **DNF** 17 Alastair BAYLEY

Total Time **5:12.430** Avg Speed **72.592** Behind

Best Time **1:40.814** Best Speed **74.990** On **2** Gp **c**

Lap	Elapsed Time	Lap Time	Lap Speed
1	2:19.911	2:19.911	54.034
2	4:00.725	1:40.814	74.990
3	5:43.940	1:43.215	73.245

# KDM HIRE COOKSTOWN 100

## SUPERTWIN

### Race 7 - Hayes Fuels/Drew Stewart Auto Repairs Race A

## LAP CHART



1					3					5				
No	Name	Gp	Time of Day	Lap Time	No	Name	Gp	Time of Day	Lap Time	No	Name	Gp	Time of Day	Lap Time
3	Michael DUNLOP	a	15:34:13.637	1:35.420	3	Michael DUNLOP	a	15:37:14.727	1:30.233	3	Michael DUNLOP	a	15:40:15.504	1:30.384
65	Michael SWEENEY	a	15:34:14.090	1:35.873	65	Michael SWEENEY	a	15:37:15.062	1:30.133	65	Michael SWEENEY	a	15:40:15.964	1:30.509
44	Jamie HAMILTON	a	15:34:14.200	1:35.983	44	Jamie HAMILTON	a	15:37:15.562	1:30.367	52	James COWTON	a	15:40:16.162	1:30.626
52	James COWTON	a	15:34:14.602	1:36.385	52	James COWTON	a	15:37:15.879	1:30.490	44	Jamie HAMILTON	a	15:40:16.324	1:30.340
96	Andy FARRELL	a	15:34:16.919	1:38.702	86	Derek McGEE	a	15:37:23.620	1:32.130	86	Derek McGEE	a	15:40:27.688	1:32.170
86	Derek McGEE	a	15:34:17.410	1:39.193	96	Andy FARRELL	a	15:37:25.053	1:33.681	96	Andy FARRELL	a	15:40:32.512	1:33.909
23	Michal DOKOUPIL	a	15:34:18.471	1:40.254	23	Michal DOKOUPIL	a	15:37:26.208	1:33.722	23	Michal DOKOUPIL	a	15:40:33.490	1:33.530
10	Andy LAWSON	a	15:34:32.549	1:54.332	10	Andy LAWSON	a	15:37:39.573	1:33.321	10	Andy LAWSON	a	15:40:46.387	1:33.567
41	Ben REA	a	15:34:33.253	1:55.036	41	Ben REA	a	15:37:41.097	1:33.913	41	Ben REA	a	15:40:49.930	1:35.096
57	Ian MORRELL	a	15:34:33.975	1:55.758	57	Ian MORRELL	a	15:37:41.940	1:33.839	57	Ian MORRELL	a	15:40:51.467	1:34.865
64	Stephen McKNIGHT	a	15:34:34.311	1:56.094	64	Stephen McKNIGHT	a	15:37:43.463	1:34.151	64	Stephen McKNIGHT	a	15:40:51.738	1:34.164
311	Brad VICARS	a	15:34:36.124	1:57.907	311	Brad VICARS	a	15:37:46.130	1:34.857	311	Brad VICARS	a	15:40:55.781	1:35.138
155	Michael RUSSELL	a	15:34:36.827	1:58.610	155	Michael RUSSELL	a	15:37:49.592	1:36.378	155	Michael RUSSELL	a	15:41:02.512	1:36.154
153	Noel BERTRAM	a	15:34:55.620	2:17.403	123	Stephen McKEOWN	a	15:38:14.243	1:39.513	123	Stephen McKEOWN	a	15:41:30.945	1:38.410
123	Stephen McKEOWN	a	15:34:55.956	2:17.739	11	Dominic HERBERTSON	a	15:38:14.482	1:38.383	11	Dominic HERBERTSON	a	15:41:31.271	1:38.562
8	Anthony McCOLGAN	a	15:34:56.302	2:18.085	8	Anthony McCOLGAN	a	15:38:15.069	1:38.401	8	Anthony McCOLGAN	a	15:41:32.206	1:38.500
11	Dominic HERBERTSON	a	15:34:56.361	2:18.144	59	Anthony AMBLER	a	15:38:16.204	1:38.929	59	Anthony AMBLER	a	15:41:37.733	1:41.141
59	Anthony AMBLER	a	15:34:56.651	2:18.434	62	Sean CONNOLLY	a	15:38:19.220	1:40.746	62	Sean CONNOLLY	a	15:41:39.904	1:40.553
62	Sean CONNOLLY	a	15:34:57.710	2:19.493	153	Noel BERTRAM	a	15:38:21.655	1:41.889	153	Noel BERTRAM	a	15:41:41.463	1:39.143
17	Alastair BAYLEY	a	15:34:58.128	2:19.911	17	Alastair BAYLEY	a	15:38:22.157	1:43.215					

2					4					6				
No	Name	Gp	Time of Day	Lap Time	No	Name	Gp	Time of Day	Lap Time	No	Name	Gp	Time of Day	Lap Time
3	Michael DUNLOP	a	15:35:44.494	1:30.857	3	Michael DUNLOP	a	15:38:45.120	1:30.393	3	Michael DUNLOP	a	15:41:45.655	1:30.151
65	Michael SWEENEY	a	15:35:44.929	1:30.839	65	Michael SWEENEY	a	15:38:45.455	1:30.393	65	Michael SWEENEY	a	15:41:46.190	1:30.226
44	Jamie HAMILTON	a	15:35:45.195	1:30.995	52	James COWTON	a	15:38:45.536	1:29.657	44	Jamie HAMILTON	a	15:41:46.318	1:29.994
52	James COWTON	a	15:35:45.389	1:30.787	44	Jamie HAMILTON	a	15:38:45.984	1:30.422	52	James COWTON	a	15:41:46.518	1:30.356
96	Andy FARRELL	a	15:35:51.372	1:34.453	86	Derek McGEE	a	15:38:55.518	1:31.898	86	Derek McGEE	a	15:42:00.157	1:32.469
86	Derek McGEE	a	15:35:51.490	1:34.080	96	Andy FARRELL	a	15:38:58.603	1:33.550	96	Andy FARRELL	a	15:42:06.726	1:34.214
23	Michal DOKOUPIL	a	15:35:52.486	1:34.015	23	Michal DOKOUPIL	a	15:38:59.960	1:33.752	23	Michal DOKOUPIL	a	15:42:07.063	1:33.573
10	Andy LAWSON	a	15:36:06.252	1:33.703	10	Andy LAWSON	a	15:39:12.820	1:33.247	10	Andy LAWSON	a	15:42:19.926	1:33.539
41	Ben REA	a	15:36:07.184	1:33.931	41	Ben REA	a	15:39:14.834	1:33.737	41	Ben REA	a	15:42:24.665	1:34.735
57	Ian MORRELL	a	15:36:08.101	1:34.126	57	Ian MORRELL	a	15:39:16.602	1:34.662	57	Ian MORRELL	a	15:42:25.964	1:34.497
64	Stephen McKNIGHT	a	15:36:09.312	1:35.001	64	Stephen McKNIGHT	a	15:39:17.574	1:34.111	64	Stephen McKNIGHT	a	15:42:26.088	1:34.350
311	Brad VICARS	a	15:36:11.273	1:35.149	311	Brad VICARS	a	15:39:20.643	1:34.513	311	Brad VICARS	a	15:42:30.110	1:34.329
155	Michael RUSSELL	a	15:36:13.214	1:36.387	155	Michael RUSSELL	a	15:39:26.358	1:36.766	155	Michael RUSSELL	a	15:42:38.988	1:36.476
123	Stephen McKEOWN	a	15:36:34.730	1:38.774	123	Stephen McKEOWN	a	15:39:52.535	1:38.292	123	Stephen McKEOWN	a	15:43:08.305	1:37.360
11	Dominic HERBERTSON	a	15:36:36.099	1:39.738	11	Dominic HERBERTSON	a	15:39:52.709	1:38.227	11	Dominic HERBERTSON	a	15:43:08.485	1:37.214
8	Anthony McCOLGAN	a	15:36:36.668	1:40.366	8	Anthony McCOLGAN	a	15:39:53.706	1:38.637	8	Anthony McCOLGAN	a	15:43:10.773	1:38.567
59	Anthony AMBLER	a	15:36:37.275	1:40.624	59	Anthony AMBLER	a	15:39:56.592	1:40.388	59	Anthony AMBLER	a	15:43:19.108	1:41.375
62	Sean CONNOLLY	a	15:36:38.474	1:40.764	62	Sean CONNOLLY	a	15:39:59.351	1:40.131	62	Sean CONNOLLY	a	15:43:20.390	1:40.486
17	Alastair BAYLEY	a	15:36:38.942	1:40.814	153	Noel BERTRAM	a	15:40:02.320	1:40.665	153	Noel BERTRAM	a	15:43:21.021	1:39.558
153	Noel BERTRAM	a	15:36:39.766	1:44.146										

# KDM HIRE COOKSTOWN 100

## SUPERTWIN

### Race 8 - Hayes Fuels/Drew Stewart Auto Repairs Race B


Saturday, 25 April 2015



Pos	Class	No	Name	Machine / Sponsor	Gp	Lap	Total Time	Behind	Speed	-----Best Lap-----		
										Time	Speed	On
<b>Race Classification</b>												
1	STWN	28	Paul GARTLAND	Kawasaki 650	b	6	9:56.253		76.075	1:37.559	77.492	6
2	STWN	75	Barry SHEEHAN	Kawasaki 650 - Multi Sport Fun Camp	a	6	9:57.552	1.299	75.910	1:37.606	77.454	5
3	STWN	77	Mark SHIELS	Kawasaki 650 - MSR	a	6	10:03.443	7.190	75.169	1:38.852	76.478	5
4	STWN	167	Brendan GLOVER	Suzuki 650	a	6	10:17.762	21.509	73.426	1:41.442	74.525	6
5	STWN	118	Tommy HEAPHY	Suzuki 650 - Ballyneal Stone Masons	a	6	10:26.233	29.980	72.433	1:42.313	73.891	3
6	STWN	112	Martin CURRAMS	Kawasaki 650	a	6	10:45.611	49.358	70.259	1:46.236	71.162	2
7	STWN	50	Sam JOHNSTON	Kawasaki 650	b	6	10:46.535	50.282	70.159	1:46.518	70.974	4
8	STWN	116	Donnchadh HEALY	Suzuki 650 - KAOS Racing	b	6	10:47.059	50.806	70.102	1:46.237	71.162	5
9	STWN	47	Davie BLACK	Suzuki 650	b	6	10:58.062	1:01.809	68.930	1:47.969	70.020	2
10	STWN	142	Stuart RAYNER	Suzuki 650	b	6	11:32.276	1:36.023	65.523	1:53.882	66.385	4
11	STWN	113	Ian PERT	Suzuki 650 - Heads Up	b	5	9:58.688	1 Lap	63.138	1:56.298	65.005	5
<b>Fastest Lap</b>												
	STWN	28	Paul GARTLAND							1:37.559	77.492	6
<b>Not Classified</b>												
DNF	STWN	131	Robert CAIRNS	Kawasaki 650 - Colin Wilson Racing	a	1	1:48.442		69.715	1:48.442	69.715	1

Provisional result to be confirmed by the Stewards of the Meeting subject to completion of technical inspections & the time limit for protests

Page 1 / 1

Circuit	<b>Orritor</b>	Signed		Organising Club	<b>Cookstown &amp; District MCC</b>
Length(miles)	<b>2.1000</b>	Chief Timekeeper		Race Started	<b>00:00</b>
Weather	<b>Sunny</b>			Issued At:	16:10
Track	<b>Dry</b>				


# KDM HIRE COOKSTOWN 100

## SUPERTWIN

### Race 8 - Hayes Fuels/Drew Stewart Auto Repairs Race B

Saturday, 25 April 2015

## DETAILED RESULT



### Race Classification

#### **1** 28 Paul GARTLAND

Total Time **9:56.253** Avg Speed **76.075** Behind  
Best Time **1:37.559** Best Speed **77.492** On **6** Gp **b**

Lap	Elapsed Time	Lap Time	Lap Speed
1	2:00.920	2:00.920	62.521
2	3:39.784	1:38.864	76.469
3	5:17.577	1:37.793	77.306
4	6:55.373	1:37.796	77.304
5	8:34.494	1:39.121	76.270
6	10:12.053	1:37.559	77.492

#### **2** 75 Barry SHEEHAN

Total Time **9:57.552** Avg Speed **75.910** Behind **1.299**  
Best Time **1:37.606** Best Speed **77.454** On **5** Gp **a**

Lap	Elapsed Time	Lap Time	Lap Speed
1	1:44.820	1:44.820	72.124
2	3:23.943	1:39.123	76.269
3	5:02.729	1:38.786	76.529
4	6:41.299	1:38.570	76.697
5	8:18.905	1:37.606	77.454
6	9:57.552	1:38.647	76.637

#### **3** 77 Mark SHIELDS

Total Time **10:03.443** Avg Speed **75.169** Behind **7.190**  
Best Time **1:38.852** Best Speed **76.478** On **5** Gp **a**

Lap	Elapsed Time	Lap Time	Lap Speed
1	1:46.666	1:46.666	70.875
2	3:25.700	1:39.034	76.337
3	5:04.963	1:39.263	76.161
4	6:44.240	1:39.277	76.151
5	8:23.092	1:38.852	76.478
6	10:03.443	1:40.351	75.336

#### **4** 167 Brendan GLOVER

Total Time **10:17.762** Avg Speed **73.426** Behind **21.509**  
Best Time **1:41.442** Best Speed **74.525** On **6** Gp **a**

Lap	Elapsed Time	Lap Time	Lap Speed
1	1:49.320	1:49.320	69.155
2	3:30.845	1:41.525	74.464
3	5:12.579	1:41.734	74.311
4	6:54.065	1:41.486	74.493
5	8:36.320	1:42.255	73.933
6	10:17.762	1:41.442	74.525

### Race Classification

#### **5** 118 Tommy HEAPHY

Total Time **10:26.233** Avg Speed **72.433** Behind **29.980**  
Best Time **1:42.313** Best Speed **73.891** On **3** Gp **a**

Lap	Elapsed Time	Lap Time	Lap Speed
1	1:49.531	1:49.531	69.022
2	3:33.463	1:43.932	72.740
3	5:15.776	1:42.313	73.891
4	7:00.122	1:44.346	72.451
5	8:43.595	1:43.473	73.063
6	10:26.233	1:42.638	73.657

#### **6** 112 Martin CURRAMS

Total Time **10:45.611** Avg Speed **70.259** Behind **49.358**  
Best Time **1:46.236** Best Speed **71.162** On **2** Gp **a**

Lap	Elapsed Time	Lap Time	Lap Speed
1	1:53.262	1:53.262	66.748
2	3:39.498	1:46.236	71.162
3	5:26.425	1:46.927	70.702
4	7:13.046	1:46.621	70.905
5	8:59.341	1:46.295	71.123
6	10:45.611	1:46.270	71.140

#### **7** 50 Sam JOHNSTON

Total Time **10:46.535** Avg Speed **70.159** Behind **50.282**  
Best Time **1:46.518** Best Speed **70.974** On **4** Gp **b**

Lap	Elapsed Time	Lap Time	Lap Speed
1	2:07.406	2:07.406	59.338
2	3:54.411	1:47.005	70.651
3	5:41.364	1:46.953	70.685
4	7:27.882	1:46.518	70.974
5	9:14.538	1:46.656	70.882
6	11:02.335	1:47.797	70.132

#### **8** 116 Donnchadh HEALY

Total Time **10:47.059** Avg Speed **70.102** Behind **50.806**  
Best Time **1:46.237** Best Speed **71.162** On **5** Gp **b**

Lap	Elapsed Time	Lap Time	Lap Speed
1	2:09.004	2:09.004	58.603
2	3:55.982	1:46.978	70.669
3	5:43.179	1:47.197	70.524
4	7:30.302	1:47.123	70.573
5	9:16.539	1:46.237	71.162
6	11:02.859	1:46.320	71.106


# KDM HIRE COOKSTOWN 100

## SUPERTWIN

Race 8 - Hayes Fuels/Drew Stewart Auto Repairs Race B

Saturday, 25 April 2015

## DETAILED RESULT



### Race Classification

#### **9** 47 Davie BLACK

Total Time **10:58.062** Avg Speed **68.930** Behind **1:01.809**

Best Time **1:47.969** Best Speed **70.020** On **2** Gp **b**

Lap	Elapsed Time	Lap Time	Lap Speed
1	2:09.482	2:09.482	58.386
2	3:57.451	1:47.969	70.020
3	5:45.931	1:48.480	69.690
4	7:34.784	1:48.853	69.451
5	9:24.802	1:50.018	68.716
6	11:13.862	1:49.060	69.320

#### **10** 142 Stuart RAYNER

Total Time **11:32.276** Avg Speed **65.523** Behind **1:36.023**

Best Time **1:53.882** Best Speed **66.385** On **4** Gp **b**

Lap	Elapsed Time	Lap Time	Lap Speed
1	2:14.605	2:14.605	56.164
2	4:09.668	1:55.063	65.703
3	6:03.822	1:54.154	66.226
4	7:57.704	1:53.882	66.385
5	9:53.834	1:56.130	65.099
6	11:48.076	1:54.242	66.175

#### **11** 113 Ian PERT

Total Time **9:58.688** Avg Speed **63.138** Behind **1 Lap**

Best Time **1:56.298** Best Speed **65.005** On **5** Gp **b**

Lap	Elapsed Time	Lap Time	Lap Speed
1	2:23.921	2:23.921	52.529
2	4:20.907	1:56.986	64.623
3	6:20.436	1:59.529	63.248
4	8:18.190	1:57.754	64.202
5	10:14.488	1:56.298	65.005

### Not Classified

#### **DNF** 131 Robert CAIRNS

Total Time **1:48.442** Avg Speed **69.715** Behind

Best Time **1:48.442** Best Speed **69.715** On **1** Gp **a**

Lap	Elapsed Time	Lap Time	Lap Speed
1	1:48.442	1:48.442	69.715

# KDM HIRE COOKSTOWN 100

## SUPERTWIN

### Race 8 - Hayes Fuels/Drew Stewart Auto Repairs Race B

## LAP CHART

**1**

No	Name	Gp	Time of Day	Lap Time
75	Barry SHEEHAN	a	15:55:23.646	1:44.820
77	Mark SHIELS	a	15:55:25.492	1:46.666
131	Robert CAIRNS	a	15:55:27.268	1:48.442
167	Brendan GLOVER	a	15:55:28.146	1:49.320
118	Tommy HEAPHY	a	15:55:28.357	1:49.531
112	Martin CURRAMS	a	15:55:32.088	1:53.262
28	Paul GARTLAND	a	15:55:39.746	2:00.920
50	Sam JOHNSTON	a	15:55:46.232	2:07.406
116	Donnchadh HEALY	a	15:55:47.830	2:09.004
47	Davie BLACK	a	15:55:48.308	2:09.482
142	Stuart RAYNER	a	15:55:53.431	2:14.605
113	Ian PERT	a	15:56:02.747	2:23.921

**2**

No	Name	Gp	Time of Day	Lap Time
75	Barry SHEEHAN	a	15:57:02.769	1:39.123
77	Mark SHIELS	a	15:57:04.526	1:39.034
167	Brendan GLOVER	a	15:57:09.671	1:41.525
118	Tommy HEAPHY	a	15:57:12.289	1:43.932
112	Martin CURRAMS	a	15:57:18.324	1:46.236
28	Paul GARTLAND	a	15:57:18.610	1:38.864
50	Sam JOHNSTON	a	15:57:33.237	1:47.005
116	Donnchadh HEALY	a	15:57:34.808	1:46.978
47	Davie BLACK	a	15:57:36.277	1:47.969
142	Stuart RAYNER	a	15:57:48.494	1:55.063
113	Ian PERT	a	15:57:59.733	1:56.986

**3**

No	Name	Gp	Time of Day	Lap Time
75	Barry SHEEHAN	a	15:58:41.555	1:38.786
77	Mark SHIELS	a	15:58:43.789	1:39.263
167	Brendan GLOVER	a	15:58:51.405	1:41.734
118	Tommy HEAPHY	a	15:58:54.602	1:42.313
28	Paul GARTLAND	a	15:58:56.403	1:37.793
112	Martin CURRAMS	a	15:59:05.251	1:46.927
50	Sam JOHNSTON	a	15:59:20.190	1:46.953
116	Donnchadh HEALY	a	15:59:22.005	1:47.197
47	Davie BLACK	a	15:59:24.757	1:48.480
142	Stuart RAYNER	a	15:59:42.648	1:54.154
113	Ian PERT	a	15:59:59.262	1:59.529

**4**

No	Name	Gp	Time of Day	Lap Time
75	Barry SHEEHAN	a	16:00:20.125	1:38.570
77	Mark SHIELS	a	16:00:23.066	1:39.277
167	Brendan GLOVER	a	16:00:32.891	1:41.486
28	Paul GARTLAND	a	16:00:34.199	1:37.796
118	Tommy HEAPHY	a	16:00:38.948	1:44.346
112	Martin CURRAMS	a	16:00:51.872	1:46.621
50	Sam JOHNSTON	a	16:01:06.708	1:46.518
116	Donnchadh HEALY	a	16:01:09.128	1:47.123
47	Davie BLACK	a	16:01:13.610	1:48.853
142	Stuart RAYNER	a	16:01:36.530	1:53.882
113	Ian PERT	a	16:01:57.016	1:57.754

**5**

No	Name	Gp	Time of Day	Lap Time
75	Barry SHEEHAN	a	16:01:57.731	1:37.606
77	Mark SHIELS	a	16:02:01.918	1:38.852
28	Paul GARTLAND	a	16:02:13.320	1:39.121
167	Brendan GLOVER	a	16:02:15.146	1:42.255
118	Tommy HEAPHY	a	16:02:22.421	1:43.473
112	Martin CURRAMS	a	16:02:38.167	1:46.295
50	Sam JOHNSTON	a	16:02:53.364	1:46.656
116	Donnchadh HEALY	a	16:02:55.365	1:46.237
47	Davie BLACK	a	16:03:03.628	1:50.018
142	Stuart RAYNER	a	16:03:32.660	1:56.130
113	Ian PERT	a	16:03:53.314	1:56.298

**6**

No	Name	Gp	Time of Day	Lap Time
75	Barry SHEEHAN	a	16:03:36.378	1:38.647
77	Mark SHIELS	a	16:03:42.269	1:40.351
28	Paul GARTLAND	a	16:03:50.879	1:37.559
167	Brendan GLOVER	a	16:03:56.588	1:41.442
118	Tommy HEAPHY	a	16:04:05.059	1:42.638
112	Martin CURRAMS	a	16:04:24.437	1:46.270
50	Sam JOHNSTON	a	16:04:41.161	1:47.797
116	Donnchadh HEALY	a	16:04:41.685	1:46.320
47	Davie BLACK	a	16:04:52.688	1:49.060
142	Stuart RAYNER	a	16:05:26.902	1:54.242

**ROAD RACE - IRISH SUPERTWIN**

2015

					#1	
Pos	No.	Name	Total	Diff	Gap	R1
1	3	Michael DUNLOP	25	0	0	25
2	65	Michael SWEENEY	20	5	5	20
3	44	Jamie HAMILTON	16	9	4	16
4	52	James COWTON	13	12	3	13
5	86	Derek McGEE	11	14	2	11
6	10	Andy LAWSON	10	15	1	10
7	96	Andy FARRELL	9	16	1	9
8	23	Michal DOKOUPIL	8	17	1	8
9	41	Ben REA	7	18	1	7
10	57	Ian MORRELL	6	19	1	6
11	64	Stephen McKNIGHT	5	20	1	5
12	311	Brad VICARS	4	21	1	4
13	155	Michael RUSSELL	3	22	1	3
14	123	Stephen McKEOWN	2	23	1	2
15	11	Dominic HERBERTSON	1	24	1	1

**Event Legend**

---

#1    24/04/2015    KDM HIRE COOKSTOWN 100



**ROAD RACE - ULSTER SUPERTWIN**

2015

					#1	
Pos	No.	Name	Total	Diff	Gap	R1
1	3	Michael DUNLOP	25	0	0	25
2	65	Michael SWEENEY	20	5	5	20
3	44	Jamie HAMILTON	16	9	4	16
4	52	James COWTON	13	12	3	13
5	86	Derek McGEE	11	14	2	11
6	10	Andy LAWSON	10	15	1	10
7	96	Andy FARRELL	9	16	1	9
8	23	Michal DOKOUPIL	8	17	1	8
9	41	Ben REA	7	18	1	7
10	57	Ian MORRELL	6	19	1	6
11	64	Stephen McKNIGHT	5	20	1	5
12	311	Brad VICARS	4	21	1	4
13	155	Michael RUSSELL	3	22	1	3
14	123	Stephen McKEOWN	2	23	1	2
15	11	Dominic HERBERTSON	1	24	1	1

**Event Legend**

#1 24/04/2015 KDM HIRE COOKSTOWN 100