



# COOKSTOWN 100

Friday 24<sup>th</sup> & Saturday 25<sup>th</sup> April 2015

promoted by Cookstown & District MCC  
[www.cookstown100.com](http://www.cookstown100.com)

## MID ULSTER DISTRICT COUNCIL SUPERSPORT B



Comhairle Ceantair  
**Lár Uladh**  
**Mid Ulster**  
District Council

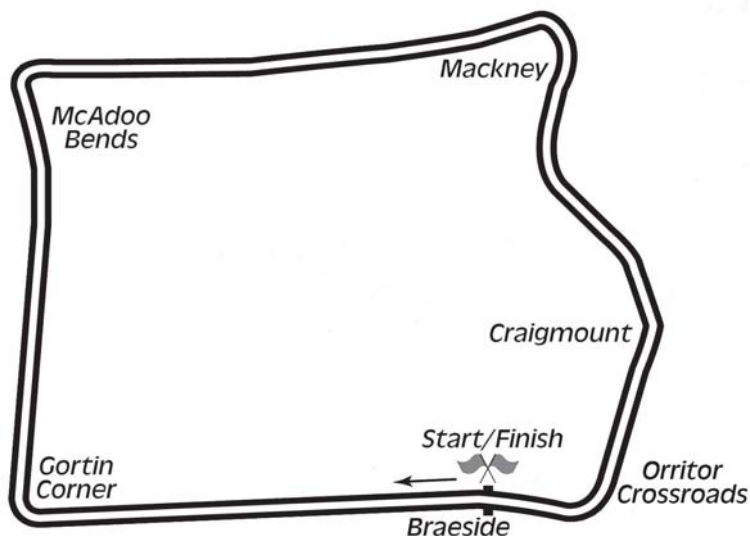


**2&4**  
WHEEL MOTORSPORT  
STEERING GROUP LTD.



tourism  
northernireland

# Orritor Circuit 2.1 miles



## LAP RECORDS

Class	Rider	Machine	m	s	mph	Year
125cc	William Dunlop	Honda	1	34.755	79.785	2010
Moto 3	Barry Davidson	Honda 250	1	39.075	76.306	2012
Moto 450	Ryan Farquhar	Kawasaki	1	35.432	79.219	2012
250cc	William Dunlop	Honda	1	29.658	84.320	2009
Supersport 400	Alastair Haworth	Yamaha	1	35.794	78.919	2013
Supertwin	Ryan Farquhar	Kawasaki	1	30.636	83.411	2012
Supersport	Michael Dunlop	Yamaha	1	24.783	89.169	2011
Superbike	Michael Dunlop	Honda	1	22.641	91.480	2013
Senior Support	Gary Robinson	Yamaha 600	1	29.956	84.041	2007
Junior Support	Mark Hanna	Honda 250	1	33.788	80.607	2013
Classic 1000cc	Wattie Brown	Norton 920	1	40.273	75.394	2006
Classic 500cc	Neill McWhirter	Norton	1	41.491	74.489	2010
Classic 350cc	Paul Coward	Honda	1	43.421	73.099	2004
Classic 250cc	Geoff McMullan	Suzuki	1	47.294	70.461	2006

## MOST WINS at COOKSTOWN 100

Ryan Farquhar	26	1996 - 12
Ray McCullough	14	1967 - 79
Joey Dunlop	11	1977 - 98
Robert Dunlop	11	1985 - 08
Phillip McCallen	10	1987 - 96
William Dunlop	9	2006 - 13
Courtney Junk	8	1974 - 83
Mervyn Elwood	8	1987 - 97
Michael Dunlop	8	2006 - 14
Noel Hudson	7	1975 - 95
Bill Swallow	7	1987 - 00
Darran Lindsay	7	2000 - 05

## MOST WINS AT ALL IRISH ROAD RACE MEETINGS (after Killalane 2014)

1.	Ryan Farquhar	201	1995-14
2.	Joey Dunlop	156	1971-00
3.	Robert Dunlop	135	1980-08
4.	Ray McCullough	109	1960-82
	Phillip McCallen	109	1987-99
6.	William Dunlop	99	2005-14
7.	Michael Dunlop	88	2006-14
8.	Brian Reid	78	1980-94
9.	Darran Lindsay	74	1999-06
10.	James Courtney	66	1992-99

# KDM HIRE COOKSTOWN 100

## SUPERSPORT

### Group A Qualifying

Friday, 24 April 2015




Pos	Class	No	Name	Machine / Sponsor	----- Best Lap -----				
					Time	Behind	Speed	On Lap	
<b>Qualifying Classification</b>									
1	SSPR	6	William DUNLOP	Yamaha - CD-IC Racing	1:26.691		87.206	5	5
2	SSPR	86	Derek McGEE	Honda - Wilson Craig Racing	1:27.436	0.745	86.463	5	5
3	SSPR	44	Jamie HAMILTON	Honda - Cookstown BE Racing	1:27.604	0.913	86.297	5	5
4	SSPR	2	Dean HARRISON	Yamaha - Mar-Train Racing	1:28.153	1.462	85.760	4	5
5	SSPR	52	James COWTON	Honda - DTR	1:28.621	1.930	85.307	3	5
6	SSPR	22	Paul JORDAN	Honda - Moira MRC	1:29.160	2.469	84.791	5	5
7	SSPR	65	Michael SWEENEY	Yamaha - Tracblast	1:29.532	2.841	84.439	4	5
8	SSPR	96	Andy FARRELL	Yamaha - NZK	1:30.315	3.624	83.707	5	5
9	SSPR	97	Seamus ELLIOTT	Yamaha	1:30.419	3.728	83.611	4	5
10	SSPR	71	Davy MORGAN	Yamaha - Magic Bullet	1:31.932	5.241	82.235	5	5
11	SSPR	78	Dean CAMPBELL	Suzuki	1:32.112	5.421	82.074	5	5
12	SSPR	111	Brian McCORMACK	Honda - TAG Racing	1:32.328	5.637	81.882	5	5
13	SSPR	61	John WALSH	Yamaha - O'D Racing	1:32.341	5.650	81.870	4	4
14	SSPR	34	Colin STEPHENSON	Yamaha - CS Tuning	1:32.504	5.813	81.726	5	5
15	SSPR	5	Thomas MAXWELL	Yamaha	1:32.951	6.260	81.333	4	5
16	SSPR	26	Dennis BOOTH	Yamaha	1:33.656	6.965	80.721	5	5
17	SSPR	109	Neil KERNOHAN	Yamaha - Logan Racing	1:34.733	8.042	79.803	4	5
18	SSPR	29	Richard McLOUGHLIN	Honda	1:34.898	8.207	79.664	5	5
19	SSPR	10	Andy LAWSON	Kawasaki - Shirlaw's Motorcycles	1:35.288	8.597	79.338	2	2
20	SSPR	23	Michal DOKOUPIL	Yamaha - Das Trans	1:35.643	8.952	79.044	5	5
21	SSPR	80	Phill ARCHER	Yamaha	1:35.824	9.133	78.895	5	5
22	SSPR	69	Derek WILSON	Suzuki - Heads Up	1:44.084	17.393	72.634	5	5
23	SSPR	41	Ben REA	Suzuki - Rea Racing	2:23.361	56.670	52.734	1	1

No 86 Transponder Not Working

Provisional result to be confirmed by the Stewards of the Meeting subject to completion of technical inspections & the time limit for protests

Page 1 / 1

Circuit	<b>Orritor</b>	Signed		Organising Club	<b>Cookstown &amp; District MCC</b>
Length(miles)	<b>2.1000</b>		Chief Timekeeper		
Weather	<b>Cloudy</b>				
Track	<b>Dry</b>	Issued At:	16:31		

# KDM HIRE COOKSTOWN 100

## SUPERSPORT

### Group A Qualifying

Friday, 24 April 2015

## DETAILED RESULT



### Qualifying Classification

Position

#### **1** 6 William DUNLOP

SSPR Behind

Best Time **1:26.691** Best Speed **87.206** On **5** Gp

Lap	Elapsed Time	Lap Time	Lap Speed
1	2:08.742	2:08.742	58.722
2	3:41.364	1:32.622	81.622
3	5:10.132	1:28.768	85.166
4	6:37.139	1:27.007	86.890
5	8:03.830	1:26.691	87.206

#### **2** 86 Derek McGEE

SSPR Behind **0.745**

Best Time **1:27.436** Best Speed **86.463** On **5** Gp

Lap	Elapsed Time	Lap Time	Lap Speed
1	2:06.001	2:06.001	60.000
2	3:36.299	1:30.298	83.723
3	5:07.938	1:31.639	82.498
4	6:35.862	1:27.924	85.983
5	8:03.298	1:27.436	86.463

#### **3** 44 Jamie HAMILTON

SSPR Behind **0.913**

Best Time **1:27.604** Best Speed **86.297** On **5** Gp

Lap	Elapsed Time	Lap Time	Lap Speed
1	2:06.854	2:06.854	59.596
2	3:36.476	1:29.622	84.354
3	5:07.018	1:30.542	83.497
4	6:35.381	1:28.363	85.556
5	8:02.985	1:27.604	86.297

#### **4** 2 Dean HARRISON

SSPR Behind **1.462**

Best Time **1:28.153** Best Speed **85.760** On **4** Gp

Lap	Elapsed Time	Lap Time	Lap Speed
1	1:58.768	1:58.768	63.654
2	3:28.736	1:29.968	84.030
3	4:58.114	1:29.378	84.585
4	6:26.267	1:28.153	85.760
5	7:55.208	1:28.941	85.000

### Qualifying Classification

Position

#### **5** 52 James COWTON

SSPR Behind **1.930**

Best Time **1:28.621** Best Speed **85.307** On **3** Gp

Lap	Elapsed Time	Lap Time	Lap Speed
1	2:15.058	2:15.058	55.976
2	3:47.058	1:32.000	82.174
3	5:15.679	1:28.621	85.307
4	6:45.260	1:29.581	84.393
5	8:14.909	1:29.649	84.329

#### **6** 22 Paul JORDAN

SSPR Behind **2.469**

Best Time **1:29.160** Best Speed **84.791** On **5** Gp

Lap	Elapsed Time	Lap Time	Lap Speed
1	2:14.469	2:14.469	56.221
2	3:46.669	1:32.200	81.996
3	5:18.585	1:31.916	82.249
4	6:48.995	1:30.410	83.619
5	8:18.155	1:29.160	84.791

#### **7** 65 Michael SWEENEY

SSPR Behind **2.841**

Best Time **1:29.532** Best Speed **84.439** On **4** Gp

Lap	Elapsed Time	Lap Time	Lap Speed
1	2:12.418	2:12.418	57.092
2	3:45.110	1:32.692	81.560
3	5:15.532	1:30.422	83.608
4	6:45.064	1:29.532	84.439
5	8:14.762	1:29.698	84.283

#### **8** 96 Andy FARRELL

SSPR Behind **3.624**

Best Time **1:30.315** Best Speed **83.707** On **5** Gp

Lap	Elapsed Time	Lap Time	Lap Speed
1	2:18.684	2:18.684	54.512
2	3:50.634	1:31.950	82.219
3	5:21.468	1:30.834	83.229
4	6:57.282	1:35.814	78.903
5	8:27.597	1:30.315	83.707

# KDM HIRE COOKSTOWN 100

## SUPERSPORT

### Group A Qualifying

Friday, 24 April 2015

## DETAILED RESULT



### Qualifying Classification

Position

#### 9 97 Seamus ELLIOTT

SSPR Behind 3.728

Best Time 1:30.419 Best Speed 83.611 On 4 Gp

Lap	Elapsed Time	Lap Time	Lap Speed
1	2:10.000	2:10.000	58.154
2	3:42.345	1:32.345	81.867
3	5:13.179	1:30.834	83.229
4	6:43.598	1:30.419	83.611
5	8:14.386	1:30.788	83.271

#### 10 71 Davy MORGAN

SSPR Behind 5.241

Best Time 1:31.932 Best Speed 82.235 On 5 Gp

Lap	Elapsed Time	Lap Time	Lap Speed
1	2:18.520	2:18.520	54.577
2	3:54.128	1:35.608	79.073
3	5:27.354	1:33.226	81.093
4	7:00.204	1:32.850	81.422
5	8:32.136	1:31.932	82.235

#### 11 78 Dean CAMPBELL

SSPR Behind 5.421

Best Time 1:32.112 Best Speed 82.074 On 5 Gp

Lap	Elapsed Time	Lap Time	Lap Speed
1	2:20.419	2:20.419	53.839
2	3:54.431	1:34.012	80.415
3	5:28.467	1:34.036	80.395
4	7:01.418	1:32.951	81.333
5	8:33.530	1:32.112	82.074

#### 12 111 Brian McCORMACK

SSPR Behind 5.637

Best Time 1:32.328 Best Speed 81.882 On 5 Gp

Lap	Elapsed Time	Lap Time	Lap Speed
1	2:09.686	2:09.686	58.295
2	3:44.933	1:35.247	79.373
3	5:18.280	1:33.347	80.988
4	6:50.958	1:32.678	81.573
5	8:23.286	1:32.328	81.882

### Qualifying Classification

Position

#### 13 61 John WALSH

SSPR Behind 5.650

Best Time 1:32.341 Best Speed 81.870 On 4 Gp

Lap	Elapsed Time	Lap Time	Lap Speed
1	2:46.136	2:46.136	45.505
2	4:28.340	1:42.204	73.970
3	6:25.330	1:56.990	64.621
4	7:57.671	1:32.341	81.870

#### 14 34 Colin STEPHENSON

SSPR Behind 5.813

Best Time 1:32.504 Best Speed 81.726 On 5 Gp

Lap	Elapsed Time	Lap Time	Lap Speed
1	2:15.024	2:15.024	55.990
2	3:50.367	1:35.343	79.293
3	5:23.742	1:33.375	80.964
4	6:57.185	1:33.443	80.905
5	8:29.689	1:32.504	81.726

#### 15 5 Thomas MAXWELL

SSPR Behind 6.260

Best Time 1:32.951 Best Speed 81.333 On 4 Gp

Lap	Elapsed Time	Lap Time	Lap Speed
1	2:13.358	2:13.358	56.690
2	3:47.926	1:34.568	79.942
3	5:21.299	1:33.373	80.966
4	6:54.250	1:32.951	81.333
5	8:27.388	1:33.138	81.170

#### 16 26 Dennis BOOTH

SSPR Behind 6.965

Best Time 1:33.656 Best Speed 80.721 On 5 Gp

Lap	Elapsed Time	Lap Time	Lap Speed
1	2:32.203	2:32.203	49.671
2	4:09.401	1:37.198	77.779
3	5:49.590	1:40.189	75.457
4	7:24.422	1:34.832	79.720
5	8:58.078	1:33.656	80.721

# KDM HIRE COOKSTOWN 100

## SUPERSPORT

### Group A Qualifying

Friday, 24 April 2015

## DETAILED RESULT



### Qualifying Classification

Position

#### 17 109 Neil KERNOHAN

SSPR Behind 8.042

Best Time 1:34.733 Best Speed 79.803 On 4 Gp

Lap	Elapsed Time	Lap Time	Lap Speed
1	2:22.970	2:22.970	52.878
2	4:01.870	1:38.900	76.441
3	5:39.040	1:37.170	77.802
4	7:13.773	1:34.733	79.803
5	8:49.158	1:35.385	79.258

#### 18 29 Richard McLOUGHLIN

SSPR Behind 8.207

Best Time 1:34.898 Best Speed 79.664 On 5 Gp

Lap	Elapsed Time	Lap Time	Lap Speed
1	2:30.538	2:30.538	50.220
2	4:08.498	1:37.960	77.174
3	5:57.119	1:48.621	69.600
4	7:32.699	1:35.580	79.096
5	9:07.597	1:34.898	79.664

#### 19 10 Andy LAWSON

SSPR Behind 8.597

Best Time 1:35.288 Best Speed 79.338 On 2 Gp

Lap	Elapsed Time	Lap Time	Lap Speed
1	2:11.744	2:11.744	57.384
2	3:47.032	1:35.288	79.338

#### 20 23 Michal DOKOUPIL

SSPR Behind 8.952

Best Time 1:35.643 Best Speed 79.044 On 5 Gp

Lap	Elapsed Time	Lap Time	Lap Speed
1	2:32.514	2:32.514	49.569
2	4:10.146	1:37.632	77.434
3	5:59.205	1:49.059	69.320
4	7:34.904	1:35.699	78.998
5	9:10.547	1:35.643	79.044

### Qualifying Classification

Position

#### 21 80 Phill ARCHER

SSPR Behind 9.133

Best Time 1:35.824 Best Speed 78.895 On 5 Gp

Lap	Elapsed Time	Lap Time	Lap Speed
1	2:20.169	2:20.169	53.935
2	3:58.068	1:37.899	77.222
3	5:35.122	1:37.054	77.895
4	7:12.516	1:37.394	77.623
5	8:48.340	1:35.824	78.895

#### 22 69 Derek WILSON

SSPR Behind 17.393

Best Time 1:44.084 Best Speed 72.634 On 5 Gp

Lap	Elapsed Time	Lap Time	Lap Speed
1	2:33.825	2:33.825	49.147
2	4:20.925	1:47.100	70.588
3	6:06.108	1:45.183	71.875
4	7:50.549	1:44.441	72.385
5	9:34.633	1:44.084	72.634

#### 23 41 Ben REA

SSPR Behind 56.670

Best Time 2:23.361 Best Speed 52.734 On 1 Gp

Lap	Elapsed Time	Lap Time	Lap Speed
1	2:23.361	2:23.361	52.734

# KDM HIRE COOKSTOWN 100

## SUPERSPORT

### Group B Qualifying


Friday, 24 April 2015



Pos	Class	No	Name	Machine / Sponsor	----- Best Lap -----				
					Time	Behind	Speed	On Lap	
<b>Qualifying Classification</b>									
1	SSPR	3	Michael DUNLOP	Yamaha - MD Racing	1:27.737		86.167	5	5
2	SSPR	82	Derek SHEILS	Kawasaki - BikeBitsNI Racing	1:29.631	1.894	84.346	3	6
3	SSPR	91	James NEESOM	Kawasaki	1:31.453	3.716	82.665	5	5
4	SSPR	73	James KELLY	Yamaha	1:31.745	4.008	82.402	5	6
5	SSPR	24	Graham KENNEDY	Yamaha - Patsy Kennedy	1:33.011	5.274	81.281	4	6
6	SSPR	68	Gareth EVANS	Suzuki - Joe Evans Garage	1:34.285	6.548	80.182	4	6
7	SSPR	143	Joe NEWBOULD	Kawasaki	1:34.705	6.968	79.827	5	5
8	SSPR	16	Sam WILSON	Kawasaki	1:36.464	8.727	78.371	2	3
9	SSPR	43	Stephen DEGNAN	Suzuki	1:37.320	9.583	77.682	4	5
10	SSPR	4	Andrew SELLARS	Suzuki	1:37.912	10.175	77.212	5	5
11	SSPR	38	Derek WILKIE	Triumph 675	1:37.990	10.253	77.151	4	5
12	SSPR	164	Stephen TOBIN	Yamaha	1:39.154	11.417	76.245	4	5
13	SSPR	126	Christopher WATSON	Kawasaki	1:40.183	12.446	75.462	3	5
14	SSPR	14	Rodney LITTLE	Yamaha	1:41.200	13.463	74.704	4	5
15	SSPR	60	George SCOTT	Honda	1:42.813	15.076	73.532	5	5
16	SSPR	176	James CHRISTIE	Yamaha - Team JCR	1:47.524	19.787	70.310	4	5

Provisional result to be confirmed by the Stewards of the Meeting subject to completion of technical inspections & the time limit for protests

Page 1 / 1

Circuit	<b>Orritor</b>	Signed		Organising Club	<b>Cookstown &amp; District MCC</b>
Length(miles)	<b>2.1000</b>	Chief Timekeeper			
Weather	<b>Sunny, °C, %RH</b>	Issued At:	<b>16:53</b>		
Track	<b>Dry, °C</b>				



### Qualifying Classification

Position

#### 1 3 Michael DUNLOP

SSPR Behind

Best Time **1:27.737** Best Speed **86.167** On **5** Gp

Lap	Elapsed Time	Lap Time	Lap Speed
1	2:48.811	2:48.811	44.784
2	4:28.689	1:39.878	75.692
3	6:12.909	1:44.220	72.539
4	7:41.688	1:28.779	85.155
5	9:09.425	1:27.737	86.167

#### 2 82 Derek SHEILS

SSPR Behind **1.894**

Best Time **1:29.631** Best Speed **84.346** On **3** Gp

Lap	Elapsed Time	Lap Time	Lap Speed
1	1:47.787	1:47.787	70.138
2	3:21.447	1:33.660	80.717
3	4:51.078	1:29.631	84.346
4	6:20.756	1:29.678	84.302
5	7:59.142	1:38.386	76.840
6	10:02.289	2:03.147	61.390

#### 3 91 James NEESOM

SSPR Behind **3.716**

Best Time **1:31.453** Best Speed **82.665** On **5** Gp

Lap	Elapsed Time	Lap Time	Lap Speed
1	2:28.763	2:28.763	50.819
2	4:03.510	1:34.747	79.791
3	5:35.686	1:32.176	82.017
4	7:08.714	1:33.028	81.266
5	8:40.167	1:31.453	82.665

#### 4 73 James KELLY

SSPR Behind **4.008**

Best Time **1:31.745** Best Speed **82.402** On **5** Gp

Lap	Elapsed Time	Lap Time	Lap Speed
1	1:50.604	1:50.604	68.352
2	3:27.427	1:36.823	78.081
3	4:59.318	1:31.891	82.271
4	6:31.165	1:31.847	82.311
5	8:02.910	1:31.745	82.402
6	10:08.274	2:05.364	60.304

### Qualifying Classification

Position

#### 5 24 Graham KENNEDY

SSPR Behind **5.274**

Best Time **1:33.011** Best Speed **81.281** On **4** Gp

Lap	Elapsed Time	Lap Time	Lap Speed
1	1:56.552	1:56.552	64.864
2	3:33.424	1:36.872	78.041
3	5:06.538	1:33.114	81.191
4	6:39.549	1:33.011	81.281
5	8:12.899	1:33.350	80.986
6	10:16.550	2:03.651	61.140

#### 6 68 Gareth EVANS

SSPR Behind **6.548**

Best Time **1:34.285** Best Speed **80.182** On **4** Gp

Lap	Elapsed Time	Lap Time	Lap Speed
1	2:00.393	2:00.393	62.794
2	3:38.856	1:38.463	76.780
3	5:14.000	1:35.144	79.459
4	6:48.285	1:34.285	80.182
5	8:23.148	1:34.863	79.694
6	10:19.977	1:56.829	64.710

#### 7 143 Joe NEWBOULD

SSPR Behind **6.968**

Best Time **1:34.705** Best Speed **79.827** On **5** Gp

Lap	Elapsed Time	Lap Time	Lap Speed
1	2:26.124	2:26.124	51.737
2	4:03.287	1:37.163	77.807
3	5:42.543	1:39.256	76.167
4	7:17.515	1:34.972	79.602
5	8:52.220	1:34.705	79.827

#### 8 16 Sam WILSON

SSPR Behind **8.727**

Best Time **1:36.464** Best Speed **78.371** On **2** Gp

Lap	Elapsed Time	Lap Time	Lap Speed
1	1:52.417	1:52.417	67.250
2	3:28.881	1:36.464	78.371
3	5:24.237	1:55.356	65.536



# KDM HIRE COOKSTOWN 100

## SUPERSPORT

### Group B Qualifying

Friday, 24 April 2015

## DETAILED RESULT



### Qualifying Classification

Position

#### **9** 43 Stephen DEGNAN

SSPR Behind 9.583

Best Time 1:37.320 Best Speed 77.682 On 4 Gp

Lap	Elapsed Time	Lap Time	Lap Speed
1	2:16.335	2:16.335	55.452
2	3:56.954	1:40.619	75.135
3	5:35.119	1:38.165	77.013
4	7:12.439	1:37.320	77.682
5	8:49.842	1:37.403	77.616

### Qualifying Classification

Position

#### **13** 126 Christopher WATSON

SSPR Behind 12.446

Best Time 1:40.183 Best Speed 75.462 On 3 Gp

Lap	Elapsed Time	Lap Time	Lap Speed
1	2:24.609	2:24.609	52.279
2	4:05.591	1:40.982	74.865
3	5:45.774	1:40.183	75.462
4	7:26.632	1:40.858	74.957
5	9:07.160	1:40.528	75.203

#### **10** 4 Andrew SELLARS

SSPR Behind 10.175

Best Time 1:37.912 Best Speed 77.212 On 5 Gp

Lap	Elapsed Time	Lap Time	Lap Speed
1	2:09.264	2:09.264	58.485
2	3:50.874	1:41.610	74.402
3	5:31.018	1:40.144	75.491
4	7:10.098	1:39.080	76.302
5	8:48.010	1:37.912	77.212

#### **14** 14 Rodney LITTLE

SSPR Behind 13.463

Best Time 1:41.200 Best Speed 74.704 On 4 Gp

Lap	Elapsed Time	Lap Time	Lap Speed
1	2:20.169	2:20.169	53.935
2	4:02.548	1:42.379	73.843
3	5:44.981	1:42.433	73.804
4	7:26.181	1:41.200	74.704
5	9:09.366	1:43.185	73.266

#### **11** 38 Derek WILKIE

SSPR Behind 10.253

Best Time 1:37.990 Best Speed 77.151 On 4 Gp

Lap	Elapsed Time	Lap Time	Lap Speed
1	2:22.514	2:22.514	53.047
2	4:03.058	1:40.544	75.191
3	5:45.257	1:42.199	73.973
4	7:23.247	1:37.990	77.151
5	9:01.834	1:38.587	76.684

#### **15** 60 George SCOTT

SSPR Behind 15.076

Best Time 1:42.813 Best Speed 73.532 On 5 Gp

Lap	Elapsed Time	Lap Time	Lap Speed
1	2:44.341	2:44.341	46.002
2	4:32.100	1:47.759	70.157
3	6:15.480	1:43.380	73.128
4	7:58.831	1:43.351	73.149
5	9:41.644	1:42.813	73.532

#### **12** 164 Stephen TOBIN

SSPR Behind 11.417

Best Time 1:39.154 Best Speed 76.245 On 4 Gp

Lap	Elapsed Time	Lap Time	Lap Speed
1	2:25.951	2:25.951	51.798
2	4:08.469	1:42.518	73.743
3	5:48.694	1:40.225	75.430
4	7:27.848	1:39.154	76.245
5	9:07.562	1:39.714	75.817

#### **16** 176 James CHRISTIE

SSPR Behind 19.787

Best Time 1:47.524 Best Speed 70.310 On 4 Gp

Lap	Elapsed Time	Lap Time	Lap Speed
1	2:25.860	2:25.860	51.831
2	4:14.817	1:48.957	69.385
3	6:02.535	1:47.718	70.183
4	7:50.059	1:47.524	70.310
5	9:39.926	1:49.867	68.810


**KDM HIRE COOKSTOWN 100  
SUPERSPORT  
Combined Qualifying**



Pos	Class	No	Name	-----Best Time / Qual Laps-----				Overall Best Time / Speed /	
				Session A	Session B	Session C	Session D	Total Qual Laps	
1	SSPR	6	William DUNLOP	1:26.691	-----	-----	-----	1:26.691	87.206
2	SSPR	86	Derek McGEE	1:27.436	-----	-----	-----	1:27.436	86.463
3	SSPR	44	Jamie HAMILTON	1:27.604	-----	-----	-----	1:27.604	86.297
4	SSPR	3	Michael DUNLOP	-----	1:27.737	-----	-----	1:27.737	86.167
5	SSPR	2	Dean HARRISON	1:28.153	-----	-----	-----	1:28.153	85.760
6	SSPR	52	James COWTON	1:28.621	-----	-----	-----	1:28.621	85.307
7	SSPR	22	Paul JORDAN	1:29.160	-----	-----	-----	1:29.160	84.791
8	SSPR	65	Michael SWEENEY	1:29.532	-----	-----	-----	1:29.532	84.439
9	SSPR	82	Derek SHEILS	-----	1:29.631	-----	-----	1:29.631	84.346
10	SSPR	96	Andy FARRELL	1:30.315	-----	-----	-----	1:30.315	83.707
11	SSPR	97	Seamus ELLIOTT	1:30.419	-----	-----	-----	1:30.419	83.611
12	SSPR	91	James NEESOM	-----	1:31.453	-----	-----	1:31.453	82.665
13	SSPR	73	James KELLY	-----	1:31.745	-----	-----	1:31.745	82.402
14	SSPR	71	Davy MORGAN	1:31.932	-----	-----	-----	1:31.932	82.235
15	SSPR	78	Dean CAMPBELL	1:32.112	-----	-----	-----	1:32.112	82.074
16	SSPR	111	Brian McCORMACK	1:32.328	-----	-----	-----	1:32.328	81.882
17	SSPR	61	John WALSH	1:32.341	-----	-----	-----	1:32.341	81.870
18	SSPR	34	Colin STEPHENSON	1:32.504	-----	-----	-----	1:32.504	81.726
19	SSPR	5	Thomas MAXWELL	1:32.951	-----	-----	-----	1:32.951	81.333
20	SSPR	24	Graham KENNEDY	-----	1:33.011	-----	-----	1:33.011	81.281
21	SSPR	26	Dennis BOOTH	1:33.656	-----	-----	-----	1:33.656	80.721
22	SSPR	68	Gareth EVANS	-----	1:34.285	-----	-----	1:34.285	80.182
23	SSPR	143	Joe NEWBOULD	-----	1:34.705	-----	-----	1:34.705	79.827
24	SSPR	109	Neil KERNOHAN	1:34.733	-----	-----	-----	1:34.733	79.803
25	SSPR	29	Richard McLoughlin	1:34.898	-----	-----	-----	1:34.898	79.664
26	SSPR	10	Andy LAWSON	1:35.288	-----	-----	-----	1:35.288	79.338
27	SSPR	23	Michal DOKOUPIL	1:35.643	-----	-----	-----	1:35.643	79.044
28	SSPR	80	Phill ARCHER	1:35.824	-----	-----	-----	1:35.824	78.895
29	SSPR	16	Sam WILSON	-----	1:36.464	-----	-----	1:36.464	78.371
30	SSPR	43	Stephen DEGNAN	-----	1:37.320	-----	-----	1:37.320	77.682
31	SSPR	4	Andrew SELLARS	-----	1:37.912	-----	-----	1:37.912	77.212
32	SSPR	38	Derek WILKIE	-----	1:37.990	-----	-----	1:37.990	77.151
33	SSPR	164	Stephen TOBIN	-----	1:39.154	-----	-----	1:39.154	76.245
34	SSPR	126	Christopher WATSON	-----	1:40.183	-----	-----	1:40.183	75.462
35	SSPR	14	Rodney LITTLE	-----	1:41.200	-----	-----	1:41.200	74.704
36	SSPR	60	George SCOTT	-----	1:42.813	-----	-----	1:42.813	73.532
37	SSPR	69	Derek WILSON	1:44.084	-----	-----	-----	1:44.084	72.634
38	SSPR	176	James CHRISTIE	-----	1:47.524	-----	-----	1:47.524	70.310
39	SSPR	41	Ben REA	2:23.361	-----	-----	-----	2:23.361	52.734

Provisional result to be confirmed by the Stewards of the Meeting subject to completion of technical inspections & the time limit for protests

Page 1 / 1

Circuit	<b>Orritor</b>	Signed	 Chief Timekeeper	Organising Club	<b>Cookstown &amp; District MCC</b>
Length(miles)	<b>2.1000</b>	Issued At:			
Weather					
Track					



KDM HIRE COOKSTOWN 100

SUPERSPORT

Orritor 2.100 miles


R6: Mid Ulster District Council Supersport B

25/04/2015 12:35

Race (6 Laps)

**RACE 6 - SUPERSPORT B**

8	613 A	67 B	57 C
7	41 A	93 B	234 C
6	69 A	176 B	60 C
5	126 A	14 B	164 C
4	4 A	38 B	164 C
3	43 A	80 B	16 C
2	23 A	29 B	10 C
1	109 A POLE POSITION	29 B	10 C



# KDM HIRE COOKSTOWN 100

## SUPERSPORT

### Race 6 - Mid Ulster District Council Race B

Saturday, 25 April 2015



Pos	Class	No	Name	Machine / Sponsor	Gp	Lap	Total Time	Behind	Speed	-----Best Lap-----		
										Time	Speed	On
<b>Race Classification</b>												
1	SSPR	10	Andy LAWSON	Kawasaki - Shirlaw's Motorcycles	a	6	9:03.279		83.493	1:28.891	85.048	5
2	SSPR	16	Sam WILSON	Kawasaki	a	6	9:04.377	1.098	83.325	1:28.784	85.150	5
3	SSPR	23	Michal DOKOUPIL	Yamaha - Das Trans	a	6	9:13.818	10.539	81.904	1:30.779	83.279	3
4	SSPR	29	Richard McLOUGHLIN	Honda	a	6	9:26.562	23.283	80.062	1:32.688	81.564	2
5	SSPR	41	Ben REA	Suzuki - Rea Racing	c	6	9:30.085	26.806	79.567	1:33.499	80.856	6
6	SSPR	93	Paul CRANSTON	Honda - Loughrin	c	6	9:30.433	27.154	79.519	1:33.100	81.203	5
7	SSPR	109	Neil KERNOHAN	Yamaha - Logan Racing	a	6	9:31.763	28.484	79.334	1:33.331	81.002	3
8	SSPR	80	Phill ARCHER	Yamaha	a	6	9:43.737	40.458	77.706	1:35.050	79.537	4
9	SSPR	43	Stephen DEGNAN	Suzuki	a	6	9:45.179	41.900	77.515	1:35.418	79.230	3
10	SSPR	4	Andrew SELLARS	Suzuki	b	6	9:51.064	47.785	76.743	1:34.211	80.245	6
11	SSPR	164	Stephen TOBIN	Yamaha	b	6	9:55.729	52.450	76.142	1:37.618	77.445	6
12	SSPR	126	Christopher WATSON	Kawasaki	b	6	9:56.097	52.818	76.095	1:37.728	77.358	6
13	SSPR	38	Derek WILKIE	Triumph 675	b	6	9:57.767	54.488	75.882	1:37.857	77.256	6
14	SSPR	234	Scott PREECE	Honda	c	6	10:01.421	58.142	75.421	1:38.885	76.452	2
15	SSPR	14	Rodney LITTLE	Yamaha	b	6	10:04.312	1:01.033	75.061	1:37.881	77.237	6
16	SSPR	20	David LUMSDEN	Yamaha	c	6	10:05.013	1:01.734	74.974	1:38.663	76.624	4
17	SSPR	60	George SCOTT	Honda	b	6	10:15.020	1:11.741	73.754	1:40.193	75.454	5
18	SSPR	69	Derek WILSON	Suzuki - Heads Up	b	6	10:21.324	1:18.045	73.005	1:41.775	74.282	3
19	SSPR	613	Dario CECCONI	Suzuki	c	5	8:36.256	1 Lap	73.219	1:40.739	75.045	2
20	SSPR	57	Adrian LOGUE	Suzuki	c	5	9:05.067	1 Lap	69.349	1:44.041	72.664	5
21	SSPR	67	Gavin BROWN	Honda - PBR	c	5	9:12.819	1 Lap	68.377	1:47.874	70.082	5

#### Fastest Lap


SSPR	16	Sam WILSON								1:28.784	85.150	5
------	----	------------	--	--	--	--	--	--	--	----------	--------	---

#### Not Classified

DNF	SSPR	176	James CHRISTIE	Yamaha - Team JCR	b	1	1:57.005		64.613	2:14.605	56.164	1
-----	------	-----	----------------	-------------------	---	---	----------	--	--------	----------	--------	---

Provisional result to be confirmed by the Stewards of the Meeting subject to completion of technical inspections & the time limit for protests

Page 1 / 1

Circuit	<b>Orritor</b>	Signed		Organising Club	<b>Cookstown &amp; District MCC</b>
Length(miles)	<b>2.1000</b>		Chief Timekeeper	Race Started	<b>00:00</b>
Weather	<b>Sunny</b>	Issued At:	15:28	Gp Time Diff - b 17.6 / c 34.12	
Track	<b>Dry</b>				


# KDM HIRE COOKSTOWN 100

## SUPERSPORT

### Race 6 - Mid Ulster District Council Race B

Saturday, 25 April 2015

## DETAILED RESULT



### Race Classification

#### **1** 10 Andy LAWSON

Total Time **9:03.279** Avg Speed **83.493** Behind  
Best Time **1:28.891** Best Speed **85.048** On **5** Gp **a**

Lap	Elapsed Time	Lap Time	Lap Speed
1	1:35.410	1:35.410	79.237
2	3:05.095	1:29.685	84.295
3	4:34.032	1:28.937	85.004
4	6:05.146	1:31.114	82.973
5	7:34.037	1:28.891	85.048
6	9:03.279	1:29.242	84.713

#### **2** 16 Sam WILSON

Total Time **9:04.377** Avg Speed **83.325** Behind **1.098**  
Best Time **1:28.784** Best Speed **85.150** On **5** Gp **a**

Lap	Elapsed Time	Lap Time	Lap Speed
1	1:35.771	1:35.771	78.938
2	3:05.536	1:29.765	84.220
3	4:34.331	1:28.795	85.140
4	6:06.320	1:31.989	82.184
5	7:35.104	1:28.784	85.150
6	9:04.377	1:29.273	84.684

#### **3** 23 Michal DOKOUPIL

Total Time **9:13.818** Avg Speed **81.904** Behind **10.539**  
Best Time **1:30.779** Best Speed **83.279** On **3** Gp **a**

Lap	Elapsed Time	Lap Time	Lap Speed
1	1:37.794	1:37.794	77.305
2	3:08.778	1:30.984	83.092
3	4:39.557	1:30.779	83.279
4	6:11.100	1:31.543	82.584
5	7:42.072	1:30.972	83.102
6	9:13.818	1:31.746	82.401

#### **4** 29 Richard McLOUGHLIN

Total Time **9:26.562** Avg Speed **80.062** Behind **23.283**  
Best Time **1:32.688** Best Speed **81.564** On **2** Gp **a**

Lap	Elapsed Time	Lap Time	Lap Speed
1	1:38.296	1:38.296	76.911
2	3:10.984	1:32.688	81.564
3	4:45.568	1:34.584	79.929
4	6:18.727	1:33.159	81.152
5	7:53.594	1:34.867	79.691
6	9:26.562	1:32.968	81.318

### Race Classification

#### **5** 41 Ben REA

Total Time **9:30.085** Avg Speed **79.567** Behind **26.806**  
Best Time **1:33.499** Best Speed **80.856** On **6** Gp **c**

Lap	Elapsed Time	Lap Time	Lap Speed
1	2:13.837	2:13.837	56.487
2	3:47.789	1:33.952	80.467
3	5:22.277	1:34.488	80.010
4	6:57.162	1:34.885	79.675
5	8:30.706	1:33.544	80.818
6	10:04.205	1:33.499	80.856

#### **6** 93 Paul CRANSTON

Total Time **9:30.433** Avg Speed **79.519** Behind **27.154**  
Best Time **1:33.100** Best Speed **81.203** On **5** Gp **c**

Lap	Elapsed Time	Lap Time	Lap Speed
1	2:13.605	2:13.605	56.585
2	3:47.997	1:34.392	80.092
3	5:22.166	1:34.169	80.281
4	6:57.801	1:35.635	79.051
5	8:30.901	1:33.100	81.203
6	10:04.553	1:33.652	80.724

#### **7** 109 Neil KERNOHAN

Total Time **9:31.763** Avg Speed **79.334** Behind **28.484**  
Best Time **1:33.331** Best Speed **81.002** On **3** Gp **a**

Lap	Elapsed Time	Lap Time	Lap Speed
1	1:40.675	1:40.675	75.093
2	3:14.418	1:33.743	80.646
3	4:47.749	1:33.331	81.002
4	6:21.146	1:33.397	80.945
5	7:56.280	1:35.134	79.467
6	9:31.763	1:35.483	79.176

#### **8** 80 Phill ARCHER

Total Time **9:43.737** Avg Speed **77.706** Behind **40.458**  
Best Time **1:35.050** Best Speed **79.537** On **4** Gp **a**

Lap	Elapsed Time	Lap Time	Lap Speed
1	1:43.062	1:43.062	73.354
2	3:19.754	1:36.692	78.186
3	4:55.581	1:35.827	78.892
4	6:30.631	1:35.050	79.537
5	8:06.299	1:35.668	79.023
6	9:43.737	1:37.438	77.588


# KDM HIRE COOKSTOWN 100

## SUPERSPORT

### Race 6 - Mid Ulster District Council Race B

Saturday, 25 April 2015

## DETAILED RESULT



### Race Classification

#### **9** 43 Stephen DEGNAN

Total Time **9:45.179** Avg Speed **77.515** Behind **41.900**

Best Time **1:35.418** Best Speed **79.230** On **3** Gp **a**

Lap	Elapsed Time	Lap Time	Lap Speed
1	1:42.353	1:42.353	73.862
2	3:20.763	1:38.410	76.821
3	4:56.181	1:35.418	79.230
4	6:32.000	1:35.819	78.899
5	8:07.891	1:35.891	78.840
6	9:45.179	1:37.288	77.707

### Race Classification

#### **13** 38 Derek WILKIE

Total Time **9:57.767** Avg Speed **75.882** Behind **54.488**

Best Time **1:37.857** Best Speed **77.256** On **6** Gp **b**

Lap	Elapsed Time	Lap Time	Lap Speed
1	2:03.342	2:03.342	61.293
2	3:42.483	1:39.141	76.255
3	5:21.378	1:38.895	76.445
4	6:59.539	1:38.161	77.016
5	8:37.510	1:37.971	77.166
6	10:15.367	1:37.857	77.256

#### **10** 4 Andrew SELLARS

Total Time **9:51.064** Avg Speed **76.743** Behind **47.785**

Best Time **1:34.211** Best Speed **80.245** On **6** Gp **b**

Lap	Elapsed Time	Lap Time	Lap Speed
1	2:02.545	2:02.545	61.692
2	3:40.787	1:38.242	76.953
3	5:19.038	1:38.251	76.946
4	6:57.685	1:38.647	76.637
5	8:34.453	1:36.768	78.125
6	10:08.664	1:34.211	80.245

#### **14** 234 Scott PREECE

Total Time **10:01.421** Avg Speed **75.421** Behind **58.142**

Best Time **1:38.885** Best Speed **76.452** On **2** Gp **c**

Lap	Elapsed Time	Lap Time	Lap Speed
1	2:19.376	2:19.376	54.242
2	3:58.261	1:38.885	76.452
3	5:37.175	1:38.914	76.430
4	7:16.268	1:39.093	76.292
5	8:55.262	1:38.994	76.368
6	10:35.541	1:40.279	75.390

#### **11** 164 Stephen TOBIN

Total Time **9:55.729** Avg Speed **76.142** Behind **52.450**

Best Time **1:37.618** Best Speed **77.445** On **6** Gp **b**

Lap	Elapsed Time	Lap Time	Lap Speed
1	2:01.584	2:01.584	62.179
2	3:40.366	1:38.782	76.532
3	5:18.650	1:38.284	76.920
4	6:56.946	1:38.296	76.911
5	8:35.711	1:38.765	76.545
6	10:13.329	1:37.618	77.445

#### **15** 14 Rodney LITTLE

Total Time **10:04.312** Avg Speed **75.061** Behind **1:01.033**

Best Time **1:37.881** Best Speed **77.237** On **6** Gp **b**

Lap	Elapsed Time	Lap Time	Lap Speed
1	2:04.978	2:04.978	60.491
2	3:44.936	1:39.958	75.632
3	5:24.911	1:39.975	75.619
4	7:04.804	1:39.893	75.681
5	8:44.031	1:39.227	76.189
6	10:21.912	1:37.881	77.237

#### **12** 126 Christopher WATSON

Total Time **9:56.097** Avg Speed **76.095** Behind **52.818**

Best Time **1:37.728** Best Speed **77.358** On **6** Gp **b**

Lap	Elapsed Time	Lap Time	Lap Speed
1	2:02.822	2:02.822	61.552
2	3:41.091	1:38.269	76.932
3	5:19.285	1:38.194	76.990
4	6:58.120	1:38.835	76.491
5	8:35.969	1:37.849	77.262
6	10:13.697	1:37.728	77.358

#### **16** 20 David LUMSDEN

Total Time **10:05.013** Avg Speed **74.974** Behind **1:01.734**

Best Time **1:38.663** Best Speed **76.624** On **4** Gp **c**

Lap	Elapsed Time	Lap Time	Lap Speed
1	2:22.950	2:22.950	52.886
2	4:03.762	1:40.812	74.991
3	5:42.546	1:38.784	76.531
4	7:21.209	1:38.663	76.624
5	9:00.334	1:39.125	76.267
6	10:39.133	1:38.799	76.519


# KDM HIRE COOKSTOWN 100

## SUPERSPORT

### Race 6 - Mid Ulster District Council Race B

Saturday, 25 April 2015

## DETAILED RESULT



### Race Classification

#### **17** 60 George SCOTT

Total Time **10:15.020** Avg Speed **73.754** Behind **1:11.741**

Best Time **1:40.193** Best Speed **75.454** On **5** Gp **b**

Lap	Elapsed Time	Lap Time	Lap Speed
1	2:06.310	2:06.310	59.853
2	3:48.821	1:42.511	73.748
3	5:30.132	1:41.311	74.622
4	7:12.155	1:42.023	74.101
5	8:52.348	1:40.193	75.454
6	10:32.620	1:40.272	75.395

#### **18** 69 Derek WILSON

Total Time **10:21.324** Avg Speed **73.005** Behind **1:18.045**

Best Time **1:41.775** Best Speed **74.282** On **3** Gp **b**

Lap	Elapsed Time	Lap Time	Lap Speed
1	2:05.780	2:05.780	60.105
2	3:47.792	1:42.012	74.109
3	5:29.567	1:41.775	74.282
4	7:11.922	1:42.355	73.861
5	8:55.103	1:43.181	73.269
6	10:38.924	1:43.821	72.818

#### **19** 613 Dario CECCONI

Total Time **8:36.256** Avg Speed **73.219** Behind **1 Lap**

Best Time **1:40.739** Best Speed **75.045** On **2** Gp **c**

Lap	Elapsed Time	Lap Time	Lap Speed
1	2:21.491	2:21.491	53.431
2	4:02.230	1:40.739	75.045
3	5:45.457	1:43.227	73.237
4	7:26.632	1:41.175	74.722
5	9:10.376	1:43.744	72.872

#### **20** 57 Adrian LOGUE

Total Time **9:05.067** Avg Speed **69.349** Behind **1 Lap**

Best Time **1:44.041** Best Speed **72.664** On **5** Gp **c**

Lap	Elapsed Time	Lap Time	Lap Speed
1	2:31.400	2:31.400	49.934
2	4:20.412	1:49.012	69.350
3	6:09.636	1:49.224	69.216
4	7:55.146	1:45.510	71.652
5	9:39.187	1:44.041	72.664

### Race Classification

#### **21** 67 Gavin BROWN

Total Time **9:12.819** Avg Speed **68.377** Behind **1 Lap**

Best Time **1:47.874** Best Speed **70.082** On **5** Gp **c**

Lap	Elapsed Time	Lap Time	Lap Speed
1	2:31.275	2:31.275	49.975
2	4:20.159	1:48.884	69.432
3	6:09.239	1:49.080	69.307
4	7:59.065	1:49.826	68.836
5	9:46.939	1:47.874	70.082

### Not Classified

#### **DNF** 176 James CHRISTIE

Total Time **1:57.005** Avg Speed **64.613** Behind

Best Time **2:14.605** Best Speed **56.164** On **1** Gp **b**


Lap	Elapsed Time	Lap Time	Lap Speed
1	2:14.605	2:14.605	56.164

# KDM HIRE COOKSTOWN 100

## SUPERSPORT

### Race 6 - Mid Ulster District Council Race B

## LAP CHART



1					3					5				
No	Name	Gp	Time of Day	Lap Time	No	Name	Gp	Time of Day	Lap Time	No	Name	Gp	Time of Day	Lap Time
10	Andy LAWSON	a	15:14:38.413	1:35.410	10	Andy LAWSON	a	15:17:37.035	1:28.937	10	Andy LAWSON	a	15:20:37.040	1:28.891
16	Sam WILSON	a	15:14:38.774	1:35.771	16	Sam WILSON	a	15:17:37.334	1:28.795	16	Sam WILSON	a	15:20:38.107	1:28.784
23	Michal DOKOUPIL	a	15:14:40.797	1:37.794	23	Michal DOKOUPIL	a	15:17:42.560	1:30.779	23	Michal DOKOUPIL	a	15:20:45.075	1:30.972
29	Richard McLOUGHLIN	a	15:14:41.299	1:38.296	29	Richard McLOUGHLIN	a	15:17:48.571	1:34.584	29	Richard McLOUGHLIN	a	15:20:56.597	1:34.867
109	Neil KERNOHAN	a	15:14:43.678	1:40.675	109	Neil KERNOHAN	a	15:17:50.752	1:33.331	109	Neil KERNOHAN	a	15:20:59.283	1:35.134
43	Stephen DEGNAN	a	15:14:45.356	1:42.353	80	Phill ARCHER	a	15:17:58.584	1:35.827	80	Phill ARCHER	a	15:21:09.302	1:35.668
80	Phill ARCHER	a	15:14:46.065	1:43.062	43	Stephen DEGNAN	a	15:17:59.184	1:35.418	43	Stephen DEGNAN	a	15:21:10.894	1:35.891
164	Stephen TOBIN	a	15:15:04.587	2:01.584	164	Stephen TOBIN	a	15:18:21.653	1:38.284	41	Ben REA	a	15:21:33.709	1:33.544
4	Andrew SELLARS	a	15:15:05.548	2:02.545	4	Andrew SELLARS	a	15:18:22.041	1:38.251	93	Paul CRANSTON	a	15:21:33.904	1:33.100
126	Christopher WATSON	a	15:15:05.825	2:02.822	126	Christopher WATSON	a	15:18:22.288	1:38.194	4	Andrew SELLARS	a	15:21:37.456	1:36.768
38	Derek WILKIE	a	15:15:06.345	2:03.342	38	Derek WILKIE	a	15:18:24.381	1:38.895	164	Stephen TOBIN	a	15:21:38.714	1:38.765
14	Rodney LITTLE	a	15:15:07.981	2:04.978	93	Paul CRANSTON	a	15:18:25.169	1:34.169	126	Christopher WATSON	a	15:21:38.972	1:37.849
69	Derek WILSON	a	15:15:08.783	2:05.780	41	Ben REA	a	15:18:25.280	1:34.488	38	Derek WILKIE	a	15:21:40.513	1:37.971
60	George SCOTT	a	15:15:09.313	2:06.310	14	Rodney LITTLE	a	15:18:27.914	1:39.975	14	Rodney LITTLE	a	15:21:47.034	1:39.227
93	Paul CRANSTON	a	15:15:16.608	2:13.605	69	Derek WILSON	a	15:18:32.570	1:41.775	60	George SCOTT	a	15:21:55.351	1:40.193
41	Ben REA	a	15:15:16.840	2:13.837	60	George SCOTT	a	15:18:33.135	1:41.311	69	Derek WILSON	a	15:21:58.106	1:43.181
176	James CHRISTIE	a	15:15:17.608	2:14.605	234	Scott PREECE	a	15:18:40.178	1:38.914	234	Scott PREECE	a	15:21:58.265	1:38.994
234	Scott PREECE	a	15:15:22.379	2:19.376	20	David LUMSDEN	a	15:18:45.549	1:38.784	20	David LUMSDEN	a	15:22:03.337	1:39.125
613	Dario CECCONI	a	15:15:24.494	2:21.491	613	Dario CECCONI	a	15:18:48.460	1:43.227	613	Dario CECCONI	a	15:22:13.379	1:43.744
20	David LUMSDEN	a	15:15:25.953	2:22.950	67	Gavin BROWN	a	15:19:12.242	1:49.080	57	Adrian LOGUE	a	15:22:42.190	1:44.041
67	Gavin BROWN	a	15:15:34.278	2:31.275	57	Adrian LOGUE	a	15:19:12.639	1:49.224	67	Gavin BROWN	a	15:22:49.942	1:47.874
57	Adrian LOGUE	a	15:15:34.403	2:31.400										

2					4					6				
No	Name	Gp	Time of Day	Lap Time	No	Name	Gp	Time of Day	Lap Time	No	Name	Gp	Time of Day	Lap Time
10	Andy LAWSON	a	15:16:08.098	1:29.685	10	Andy LAWSON	a	15:19:08.149	1:31.114	10	Andy LAWSON	a	15:22:06.282	1:29.242
16	Sam WILSON	a	15:16:08.539	1:29.765	16	Sam WILSON	a	15:19:09.323	1:31.989	16	Sam WILSON	a	15:22:07.380	1:29.273
23	Michal DOKOUPIL	a	15:16:11.781	1:30.984	23	Michal DOKOUPIL	a	15:19:14.103	1:31.543	23	Michal DOKOUPIL	a	15:22:16.821	1:31.746
29	Richard McLOUGHLIN	a	15:16:13.987	1:32.688	29	Richard McLOUGHLIN	a	15:19:21.730	1:33.159	29	Richard McLOUGHLIN	a	15:22:29.565	1:32.968
109	Neil KERNOHAN	a	15:16:17.421	1:33.743	109	Neil KERNOHAN	a	15:19:24.149	1:33.397	109	Neil KERNOHAN	a	15:22:34.766	1:35.483
80	Phill ARCHER	a	15:16:22.757	1:36.692	80	Phill ARCHER	a	15:19:33.634	1:35.050	80	Phill ARCHER	a	15:22:46.740	1:37.438
43	Stephen DEGNAN	a	15:16:23.766	1:38.410	43	Stephen DEGNAN	a	15:19:35.003	1:35.819	43	Stephen DEGNAN	a	15:22:48.182	1:37.288
164	Stephen TOBIN	a	15:16:43.369	1:38.782	164	Stephen TOBIN	a	15:19:59.949	1:38.296	41	Ben REA	a	15:23:07.208	1:33.499
4	Andrew SELLARS	a	15:16:43.790	1:38.242	41	Ben REA	a	15:20:00.165	1:34.885	93	Paul CRANSTON	a	15:23:07.556	1:33.652
126	Christopher WATSON	a	15:16:44.094	1:38.269	4	Andrew SELLARS	a	15:20:00.688	1:38.647	4	Andrew SELLARS	a	15:23:11.667	1:34.211
38	Derek WILKIE	a	15:16:45.486	1:39.141	93	Paul CRANSTON	a	15:20:00.804	1:35.635	164	Stephen TOBIN	a	15:23:16.332	1:37.618
14	Rodney LITTLE	a	15:16:47.939	1:39.958	126	Christopher WATSON	a	15:20:01.123	1:38.835	126	Christopher WATSON	a	15:23:16.700	1:37.728
41	Ben REA	a	15:16:50.792	1:33.952	38	Derek WILKIE	a	15:20:02.542	1:38.161	38	Derek WILKIE	a	15:23:18.370	1:37.857
69	Derek WILSON	a	15:16:50.795	1:42.012	14	Rodney LITTLE	a	15:20:07.807	1:39.893	14	Rodney LITTLE	a	15:23:24.915	1:37.881
93	Paul CRANSTON	a	15:16:51.000	1:34.392	69	Derek WILSON	a	15:20:14.925	1:42.355	60	George SCOTT	a	15:23:35.623	1:40.272
60	George SCOTT	a	15:16:51.824	1:42.511	60	George SCOTT	a	15:20:15.158	1:42.023	234	Scott PREECE	a	15:23:38.544	1:40.279
234	Scott PREECE	a	15:17:01.264	1:38.885	234	Scott PREECE	a	15:20:19.271	1:39.093	69	Derek WILSON	a	15:23:41.927	1:43.821
613	Dario CECCONI	a	15:17:05.233	1:40.739	20	David LUMSDEN	a	15:20:24.212	1:38.663	20	David LUMSDEN	a	15:23:42.136	1:38.799
20	David LUMSDEN	a	15:17:06.765	1:40.812	613	Dario CECCONI	a	15:20:29.635	1:41.175					
67	Gavin BROWN	a	15:17:23.162	1:48.884	57	Adrian LOGUE	a	15:20:58.149	1:45.510					
57	Adrian LOGUE	a	15:17:23.415	1:49.012	67	Gavin BROWN	a	15:21:02.068	1:49.826					