



COOKSTOWN 100

Friday 24th & Saturday 25th April 2015

promoted by Cookstown & District MCC
www.cookstown100.com

MID ULSTER DISTRICT COUNCIL
SUPERSPORT A
&
BRAESIDE BAR & RESTAURANT
INVITATION



Comhairle Ceantair
Lár Uladh
Mid Ulster
District Council

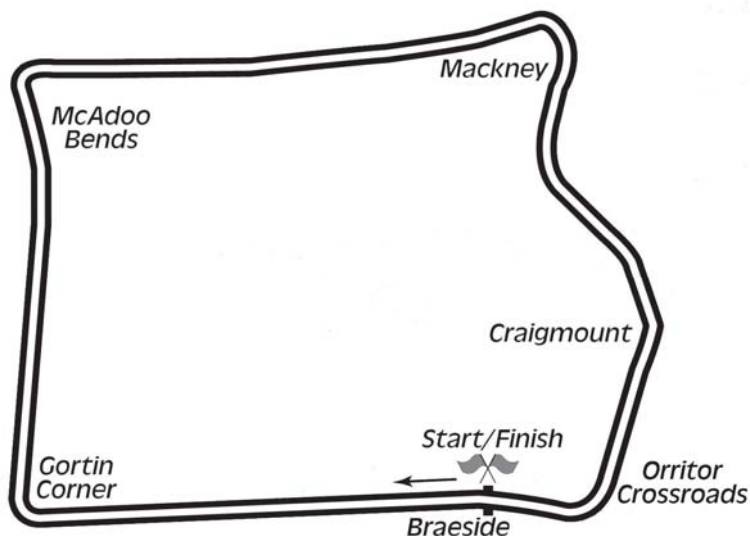


2&4
WHEEL MOTORSPORT
STEERING GROUP LTD.



tourism
northernireland

Orritor Circuit 2.1 miles



LAP RECORDS

Class	Rider	Machine	m	s	mph	Year
125cc	William Dunlop	Honda	1	34.755	79.785	2010
Moto 3	Barry Davidson	Honda 250	1	39.075	76.306	2012
Moto 450	Ryan Farquhar	Kawasaki	1	35.432	79.219	2012
250cc	William Dunlop	Honda	1	29.658	84.320	2009
Supersport 400	Alastair Haworth	Yamaha	1	35.794	78.919	2013
Supertwin	Ryan Farquhar	Kawasaki	1	30.636	83.411	2012
Supersport	Michael Dunlop	Yamaha	1	24.783	89.169	2011
Superbike	Michael Dunlop	Honda	1	22.641	91.480	2013
Senior Support	Gary Robinson	Yamaha 600	1	29.956	84.041	2007
Junior Support	Mark Hanna	Honda 250	1	33.788	80.607	2013
Classic 1000cc	Wattie Brown	Norton 920	1	40.273	75.394	2006
Classic 500cc	Neill McWhirter	Norton	1	41.491	74.489	2010
Classic 350cc	Paul Coward	Honda	1	43.421	73.099	2004
Classic 250cc	Geoff McMullan	Suzuki	1	47.294	70.461	2006

MOST WINS at COOKSTOWN 100

Ryan Farquhar	26	1996 - 12
Ray McCullough	14	1967 - 79
Joey Dunlop	11	1977 - 98
Robert Dunlop	11	1985 - 08
Phillip McCallen	10	1987 - 96
William Dunlop	9	2006 - 13
Courtney Junk	8	1974 - 83
Mervyn Elwood	8	1987 - 97
Michael Dunlop	8	2006 - 14
Noel Hudson	7	1975 - 95
Bill Swallow	7	1987 - 00
Darran Lindsay	7	2000 - 05

MOST WINS AT ALL IRISH ROAD RACE MEETINGS (after Killalane 2014)

1.	Ryan Farquhar	201	1995-14
2.	Joey Dunlop	156	1971-00
3.	Robert Dunlop	135	1980-08
4.	Ray McCullough	109	1960-82
	Phillip McCallen	109	1987-99
6.	William Dunlop	99	2005-14
7.	Michael Dunlop	88	2006-14
8.	Brian Reid	78	1980-94
9.	Darran Lindsay	74	1999-06
10.	James Courtney	66	1992-99

KDM HIRE COOKSTOWN 100

SUPERSPORT

Group A Qualifying

Friday, 24 April 2015




Pos	Class	No	Name	Machine / Sponsor	----- Best Lap -----				
					Time	Behind	Speed	On Lap	
Qualifying Classification									
1	SSPR	6	William DUNLOP	Yamaha - CD-IC Racing	1:26.691		87.206	5	5
2	SSPR	86	Derek McGEE	Honda - Wilson Craig Racing	1:27.436	0.745	86.463	5	5
3	SSPR	44	Jamie HAMILTON	Honda - Cookstown BE Racing	1:27.604	0.913	86.297	5	5
4	SSPR	2	Dean HARRISON	Yamaha - Mar-Train Racing	1:28.153	1.462	85.760	4	5
5	SSPR	52	James COWTON	Honda - DTR	1:28.621	1.930	85.307	3	5
6	SSPR	22	Paul JORDAN	Honda - Moira MRC	1:29.160	2.469	84.791	5	5
7	SSPR	65	Michael SWEENEY	Yamaha - Tracblast	1:29.532	2.841	84.439	4	5
8	SSPR	96	Andy FARRELL	Yamaha - NZK	1:30.315	3.624	83.707	5	5
9	SSPR	97	Seamus ELLIOTT	Yamaha	1:30.419	3.728	83.611	4	5
10	SSPR	71	Davy MORGAN	Yamaha - Magic Bullet	1:31.932	5.241	82.235	5	5
11	SSPR	78	Dean CAMPBELL	Suzuki	1:32.112	5.421	82.074	5	5
12	SSPR	111	Brian McCORMACK	Honda - TAG Racing	1:32.328	5.637	81.882	5	5
13	SSPR	61	John WALSH	Yamaha - O'D Racing	1:32.341	5.650	81.870	4	4
14	SSPR	34	Colin STEPHENSON	Yamaha - CS Tuning	1:32.504	5.813	81.726	5	5
15	SSPR	5	Thomas MAXWELL	Yamaha	1:32.951	6.260	81.333	4	5
16	SSPR	26	Dennis BOOTH	Yamaha	1:33.656	6.965	80.721	5	5
17	SSPR	109	Neil KERNOHAN	Yamaha - Logan Racing	1:34.733	8.042	79.803	4	5
18	SSPR	29	Richard McLOUGHLIN	Honda	1:34.898	8.207	79.664	5	5
19	SSPR	10	Andy LAWSON	Kawasaki - Shirlaw's Motorcycles	1:35.288	8.597	79.338	2	2
20	SSPR	23	Michal DOKOUPIL	Yamaha - Das Trans	1:35.643	8.952	79.044	5	5
21	SSPR	80	Phill ARCHER	Yamaha	1:35.824	9.133	78.895	5	5
22	SSPR	69	Derek WILSON	Suzuki - Heads Up	1:44.084	17.393	72.634	5	5
23	SSPR	41	Ben REA	Suzuki - Rea Racing	2:23.361	56.670	52.734	1	1

No 86 Transponder Not Working

Provisional result to be confirmed by the Stewards of the Meeting subject to completion of technical inspections & the time limit for protests

Page 1 / 1

Circuit	Orritor	Signed		Organising Club	Cookstown & District MCC
Length(miles)	2.1000	Chief Timekeeper			
Weather	Cloudy	Issued At:	16:31		
Track	Dry				

KDM HIRE COOKSTOWN 100

SUPERSPORT

Group A Qualifying

Friday, 24 April 2015

DETAILED RESULT



Qualifying Classification

Position

1 6 William DUNLOP

SSPR Behind

Best Time **1:26.691** Best Speed **87.206** On **5** Gp

Lap	Elapsed Time	Lap Time	Lap Speed
1	2:08.742	2:08.742	58.722
2	3:41.364	1:32.622	81.622
3	5:10.132	1:28.768	85.166
4	6:37.139	1:27.007	86.890
5	8:03.830	1:26.691	87.206

2 86 Derek McGEE

SSPR Behind **0.745**

Best Time **1:27.436** Best Speed **86.463** On **5** Gp

Lap	Elapsed Time	Lap Time	Lap Speed
1	2:06.001	2:06.001	60.000
2	3:36.299	1:30.298	83.723
3	5:07.938	1:31.639	82.498
4	6:35.862	1:27.924	85.983
5	8:03.298	1:27.436	86.463

3 44 Jamie HAMILTON

SSPR Behind **0.913**

Best Time **1:27.604** Best Speed **86.297** On **5** Gp

Lap	Elapsed Time	Lap Time	Lap Speed
1	2:06.854	2:06.854	59.596
2	3:36.476	1:29.622	84.354
3	5:07.018	1:30.542	83.497
4	6:35.381	1:28.363	85.556
5	8:02.985	1:27.604	86.297

4 2 Dean HARRISON

SSPR Behind **1.462**

Best Time **1:28.153** Best Speed **85.760** On **4** Gp

Lap	Elapsed Time	Lap Time	Lap Speed
1	1:58.768	1:58.768	63.654
2	3:28.736	1:29.968	84.030
3	4:58.114	1:29.378	84.585
4	6:26.267	1:28.153	85.760
5	7:55.208	1:28.941	85.000

Qualifying Classification

Position

5 52 James COWTON

SSPR Behind **1.930**

Best Time **1:28.621** Best Speed **85.307** On **3** Gp

Lap	Elapsed Time	Lap Time	Lap Speed
1	2:15.058	2:15.058	55.976
2	3:47.058	1:32.000	82.174
3	5:15.679	1:28.621	85.307
4	6:45.260	1:29.581	84.393
5	8:14.909	1:29.649	84.329

6 22 Paul JORDAN

SSPR Behind **2.469**

Best Time **1:29.160** Best Speed **84.791** On **5** Gp

Lap	Elapsed Time	Lap Time	Lap Speed
1	2:14.469	2:14.469	56.221
2	3:46.669	1:32.200	81.996
3	5:18.585	1:31.916	82.249
4	6:48.995	1:30.410	83.619
5	8:18.155	1:29.160	84.791

7 65 Michael SWEENEY

SSPR Behind **2.841**

Best Time **1:29.532** Best Speed **84.439** On **4** Gp

Lap	Elapsed Time	Lap Time	Lap Speed
1	2:12.418	2:12.418	57.092
2	3:45.110	1:32.692	81.560
3	5:15.532	1:30.422	83.608
4	6:45.064	1:29.532	84.439
5	8:14.762	1:29.698	84.283

8 96 Andy FARRELL

SSPR Behind **3.624**

Best Time **1:30.315** Best Speed **83.707** On **5** Gp

Lap	Elapsed Time	Lap Time	Lap Speed
1	2:18.684	2:18.684	54.512
2	3:50.634	1:31.950	82.219
3	5:21.468	1:30.834	83.229
4	6:57.282	1:35.814	78.903
5	8:27.597	1:30.315	83.707

KDM HIRE COOKSTOWN 100

SUPERSPORT

Group A Qualifying

Friday, 24 April 2015

DETAILED RESULT



Qualifying Classification

Position

9 97 Seamus ELLIOTT

SSPR Behind 3.728

Best Time 1:30.419 Best Speed 83.611 On 4 Gp

Lap	Elapsed Time	Lap Time	Lap Speed
1	2:10.000	2:10.000	58.154
2	3:42.345	1:32.345	81.867
3	5:13.179	1:30.834	83.229
4	6:43.598	1:30.419	83.611
5	8:14.386	1:30.788	83.271

10 71 Davy MORGAN

SSPR Behind 5.241

Best Time 1:31.932 Best Speed 82.235 On 5 Gp

Lap	Elapsed Time	Lap Time	Lap Speed
1	2:18.520	2:18.520	54.577
2	3:54.128	1:35.608	79.073
3	5:27.354	1:33.226	81.093
4	7:00.204	1:32.850	81.422
5	8:32.136	1:31.932	82.235

11 78 Dean CAMPBELL

SSPR Behind 5.421

Best Time 1:32.112 Best Speed 82.074 On 5 Gp

Lap	Elapsed Time	Lap Time	Lap Speed
1	2:20.419	2:20.419	53.839
2	3:54.431	1:34.012	80.415
3	5:28.467	1:34.036	80.395
4	7:01.418	1:32.951	81.333
5	8:33.530	1:32.112	82.074

12 111 Brian McCORMACK

SSPR Behind 5.637

Best Time 1:32.328 Best Speed 81.882 On 5 Gp

Lap	Elapsed Time	Lap Time	Lap Speed
1	2:09.686	2:09.686	58.295
2	3:44.933	1:35.247	79.373
3	5:18.280	1:33.347	80.988
4	6:50.958	1:32.678	81.573
5	8:23.286	1:32.328	81.882

Qualifying Classification

Position

13 61 John WALSH

SSPR Behind 5.650

Best Time 1:32.341 Best Speed 81.870 On 4 Gp

Lap	Elapsed Time	Lap Time	Lap Speed
1	2:46.136	2:46.136	45.505
2	4:28.340	1:42.204	73.970
3	6:25.330	1:56.990	64.621
4	7:57.671	1:32.341	81.870

14 34 Colin STEPHENSON

SSPR Behind 5.813

Best Time 1:32.504 Best Speed 81.726 On 5 Gp

Lap	Elapsed Time	Lap Time	Lap Speed
1	2:15.024	2:15.024	55.990
2	3:50.367	1:35.343	79.293
3	5:23.742	1:33.375	80.964
4	6:57.185	1:33.443	80.905
5	8:29.689	1:32.504	81.726

15 5 Thomas MAXWELL

SSPR Behind 6.260

Best Time 1:32.951 Best Speed 81.333 On 4 Gp

Lap	Elapsed Time	Lap Time	Lap Speed
1	2:13.358	2:13.358	56.690
2	3:47.926	1:34.568	79.942
3	5:21.299	1:33.373	80.966
4	6:54.250	1:32.951	81.333
5	8:27.388	1:33.138	81.170

16 26 Dennis BOOTH

SSPR Behind 6.965

Best Time 1:33.656 Best Speed 80.721 On 5 Gp

Lap	Elapsed Time	Lap Time	Lap Speed
1	2:32.203	2:32.203	49.671
2	4:09.401	1:37.198	77.779
3	5:49.590	1:40.189	75.457
4	7:24.422	1:34.832	79.720
5	8:58.078	1:33.656	80.721

KDM HIRE COOKSTOWN 100

SUPERSPORT

Group A Qualifying

Friday, 24 April 2015

DETAILED RESULT



Qualifying Classification

Position

17 109 Neil KERNOHAN

SSPR Behind 8.042

Best Time 1:34.733 Best Speed 79.803 On 4 Gp

Lap	Elapsed Time	Lap Time	Lap Speed
1	2:22.970	2:22.970	52.878
2	4:01.870	1:38.900	76.441
3	5:39.040	1:37.170	77.802
4	7:13.773	1:34.733	79.803
5	8:49.158	1:35.385	79.258

18 29 Richard McLOUGHLIN

SSPR Behind 8.207

Best Time 1:34.898 Best Speed 79.664 On 5 Gp

Lap	Elapsed Time	Lap Time	Lap Speed
1	2:30.538	2:30.538	50.220
2	4:08.498	1:37.960	77.174
3	5:57.119	1:48.621	69.600
4	7:32.699	1:35.580	79.096
5	9:07.597	1:34.898	79.664

19 10 Andy LAWSON

SSPR Behind 8.597

Best Time 1:35.288 Best Speed 79.338 On 2 Gp

Lap	Elapsed Time	Lap Time	Lap Speed
1	2:11.744	2:11.744	57.384
2	3:47.032	1:35.288	79.338

20 23 Michal DOKOUPIL

SSPR Behind 8.952

Best Time 1:35.643 Best Speed 79.044 On 5 Gp

Lap	Elapsed Time	Lap Time	Lap Speed
1	2:32.514	2:32.514	49.569
2	4:10.146	1:37.632	77.434
3	5:59.205	1:49.059	69.320
4	7:34.904	1:35.699	78.998
5	9:10.547	1:35.643	79.044

Qualifying Classification

Position

21 80 Phill ARCHER

SSPR Behind 9.133

Best Time 1:35.824 Best Speed 78.895 On 5 Gp

Lap	Elapsed Time	Lap Time	Lap Speed
1	2:20.169	2:20.169	53.935
2	3:58.068	1:37.899	77.222
3	5:35.122	1:37.054	77.895
4	7:12.516	1:37.394	77.623
5	8:48.340	1:35.824	78.895

22 69 Derek WILSON

SSPR Behind 17.393

Best Time 1:44.084 Best Speed 72.634 On 5 Gp

Lap	Elapsed Time	Lap Time	Lap Speed
1	2:33.825	2:33.825	49.147
2	4:20.925	1:47.100	70.588
3	6:06.108	1:45.183	71.875
4	7:50.549	1:44.441	72.385
5	9:34.633	1:44.084	72.634

23 41 Ben REA

SSPR Behind 56.670

Best Time 2:23.361 Best Speed 52.734 On 1 Gp

Lap	Elapsed Time	Lap Time	Lap Speed
1	2:23.361	2:23.361	52.734

KDM HIRE COOKSTOWN 100

SUPERSPORT

Group B Qualifying


Friday, 24 April 2015



Pos	Class	No	Name	Machine / Sponsor	----- Best Lap -----				
					Time	Behind	Speed	On Lap	
Qualifying Classification									
1	SSPR	3	Michael DUNLOP	Yamaha - MD Racing	1:27.737		86.167	5	5
2	SSPR	82	Derek SHEILS	Kawasaki - BikeBitsNI Racing	1:29.631	1.894	84.346	3	6
3	SSPR	91	James NEESOM	Kawasaki	1:31.453	3.716	82.665	5	5
4	SSPR	73	James KELLY	Yamaha	1:31.745	4.008	82.402	5	6
5	SSPR	24	Graham KENNEDY	Yamaha - Patsy Kennedy	1:33.011	5.274	81.281	4	6
6	SSPR	68	Gareth EVANS	Suzuki - Joe Evans Garage	1:34.285	6.548	80.182	4	6
7	SSPR	143	Joe NEWBOULD	Kawasaki	1:34.705	6.968	79.827	5	5
8	SSPR	16	Sam WILSON	Kawasaki	1:36.464	8.727	78.371	2	3
9	SSPR	43	Stephen DEGNAN	Suzuki	1:37.320	9.583	77.682	4	5
10	SSPR	4	Andrew SELLARS	Suzuki	1:37.912	10.175	77.212	5	5
11	SSPR	38	Derek WILKIE	Triumph 675	1:37.990	10.253	77.151	4	5
12	SSPR	164	Stephen TOBIN	Yamaha	1:39.154	11.417	76.245	4	5
13	SSPR	126	Christopher WATSON	Kawasaki	1:40.183	12.446	75.462	3	5
14	SSPR	14	Rodney LITTLE	Yamaha	1:41.200	13.463	74.704	4	5
15	SSPR	60	George SCOTT	Honda	1:42.813	15.076	73.532	5	5
16	SSPR	176	James CHRISTIE	Yamaha - Team JCR	1:47.524	19.787	70.310	4	5

Provisional result to be confirmed by the Stewards of the Meeting subject to completion of technical inspections & the time limit for protests

Page 1 / 1

Circuit	Orritor	Signed		Organising Club	Cookstown & District MCC
Length(miles)	2.1000	Chief Timekeeper			
Weather	Sunny, °C, %RH	Issued At:	16:53		
Track	Dry, °C				



Qualifying Classification

Position

1 3 Michael DUNLOP

SSPR Behind

Best Time **1:27.737** Best Speed **86.167** On **5** Gp

Lap	Elapsed Time	Lap Time	Lap Speed
1	2:48.811	2:48.811	44.784
2	4:28.689	1:39.878	75.692
3	6:12.909	1:44.220	72.539
4	7:41.688	1:28.779	85.155
5	9:09.425	1:27.737	86.167

2 82 Derek SHEILS

SSPR Behind **1.894**

Best Time **1:29.631** Best Speed **84.346** On **3** Gp

Lap	Elapsed Time	Lap Time	Lap Speed
1	1:47.787	1:47.787	70.138
2	3:21.447	1:33.660	80.717
3	4:51.078	1:29.631	84.346
4	6:20.756	1:29.678	84.302
5	7:59.142	1:38.386	76.840
6	10:02.289	2:03.147	61.390

3 91 James NEESOM

SSPR Behind **3.716**

Best Time **1:31.453** Best Speed **82.665** On **5** Gp

Lap	Elapsed Time	Lap Time	Lap Speed
1	2:28.763	2:28.763	50.819
2	4:03.510	1:34.747	79.791
3	5:35.686	1:32.176	82.017
4	7:08.714	1:33.028	81.266
5	8:40.167	1:31.453	82.665

4 73 James KELLY

SSPR Behind **4.008**

Best Time **1:31.745** Best Speed **82.402** On **5** Gp

Lap	Elapsed Time	Lap Time	Lap Speed
1	1:50.604	1:50.604	68.352
2	3:27.427	1:36.823	78.081
3	4:59.318	1:31.891	82.271
4	6:31.165	1:31.847	82.311
5	8:02.910	1:31.745	82.402
6	10:08.274	2:05.364	60.304

Qualifying Classification

Position

5 24 Graham KENNEDY

SSPR Behind **5.274**

Best Time **1:33.011** Best Speed **81.281** On **4** Gp

Lap	Elapsed Time	Lap Time	Lap Speed
1	1:56.552	1:56.552	64.864
2	3:33.424	1:36.872	78.041
3	5:06.538	1:33.114	81.191
4	6:39.549	1:33.011	81.281
5	8:12.899	1:33.350	80.986
6	10:16.550	2:03.651	61.140

6 68 Gareth EVANS

SSPR Behind **6.548**

Best Time **1:34.285** Best Speed **80.182** On **4** Gp

Lap	Elapsed Time	Lap Time	Lap Speed
1	2:00.393	2:00.393	62.794
2	3:38.856	1:38.463	76.780
3	5:14.000	1:35.144	79.459
4	6:48.285	1:34.285	80.182
5	8:23.148	1:34.863	79.694
6	10:19.977	1:56.829	64.710

7 143 Joe NEWBOULD

SSPR Behind **6.968**

Best Time **1:34.705** Best Speed **79.827** On **5** Gp

Lap	Elapsed Time	Lap Time	Lap Speed
1	2:26.124	2:26.124	51.737
2	4:03.287	1:37.163	77.807
3	5:42.543	1:39.256	76.167
4	7:17.515	1:34.972	79.602
5	8:52.220	1:34.705	79.827

8 16 Sam WILSON

SSPR Behind **8.727**

Best Time **1:36.464** Best Speed **78.371** On **2** Gp

Lap	Elapsed Time	Lap Time	Lap Speed
1	1:52.417	1:52.417	67.250
2	3:28.881	1:36.464	78.371
3	5:24.237	1:55.356	65.536

KDM HIRE COOKSTOWN 100

SUPERSPORT

Group B Qualifying

Friday, 24 April 2015

DETAILED RESULT



Qualifying Classification

Position

9 43 Stephen DEGNAN

SSPR Behind 9.583

Best Time 1:37.320 Best Speed 77.682 On 4 Gp

Lap	Elapsed Time	Lap Time	Lap Speed
1	2:16.335	2:16.335	55.452
2	3:56.954	1:40.619	75.135
3	5:35.119	1:38.165	77.013
4	7:12.439	1:37.320	77.682
5	8:49.842	1:37.403	77.616

Qualifying Classification

Position

13 126 Christopher WATSON

SSPR Behind 12.446

Best Time 1:40.183 Best Speed 75.462 On 3 Gp

Lap	Elapsed Time	Lap Time	Lap Speed
1	2:24.609	2:24.609	52.279
2	4:05.591	1:40.982	74.865
3	5:45.774	1:40.183	75.462
4	7:26.632	1:40.858	74.957
5	9:07.160	1:40.528	75.203

10 4 Andrew SELLARS

SSPR Behind 10.175

Best Time 1:37.912 Best Speed 77.212 On 5 Gp

Lap	Elapsed Time	Lap Time	Lap Speed
1	2:09.264	2:09.264	58.485
2	3:50.874	1:41.610	74.402
3	5:31.018	1:40.144	75.491
4	7:10.098	1:39.080	76.302
5	8:48.010	1:37.912	77.212

14 14 Rodney LITTLE

SSPR Behind 13.463

Best Time 1:41.200 Best Speed 74.704 On 4 Gp

Lap	Elapsed Time	Lap Time	Lap Speed
1	2:20.169	2:20.169	53.935
2	4:02.548	1:42.379	73.843
3	5:44.981	1:42.433	73.804
4	7:26.181	1:41.200	74.704
5	9:09.366	1:43.185	73.266

11 38 Derek WILKIE

SSPR Behind 10.253

Best Time 1:37.990 Best Speed 77.151 On 4 Gp

Lap	Elapsed Time	Lap Time	Lap Speed
1	2:22.514	2:22.514	53.047
2	4:03.058	1:40.544	75.191
3	5:45.257	1:42.199	73.973
4	7:23.247	1:37.990	77.151
5	9:01.834	1:38.587	76.684

15 60 George SCOTT

SSPR Behind 15.076

Best Time 1:42.813 Best Speed 73.532 On 5 Gp

Lap	Elapsed Time	Lap Time	Lap Speed
1	2:44.341	2:44.341	46.002
2	4:32.100	1:47.759	70.157
3	6:15.480	1:43.380	73.128
4	7:58.831	1:43.351	73.149
5	9:41.644	1:42.813	73.532

12 164 Stephen TOBIN

SSPR Behind 11.417

Best Time 1:39.154 Best Speed 76.245 On 4 Gp

Lap	Elapsed Time	Lap Time	Lap Speed
1	2:25.951	2:25.951	51.798
2	4:08.469	1:42.518	73.743
3	5:48.694	1:40.225	75.430
4	7:27.848	1:39.154	76.245
5	9:07.562	1:39.714	75.817

16 176 James CHRISTIE

SSPR Behind 19.787

Best Time 1:47.524 Best Speed 70.310 On 4 Gp

Lap	Elapsed Time	Lap Time	Lap Speed
1	2:25.860	2:25.860	51.831
2	4:14.817	1:48.957	69.385
3	6:02.535	1:47.718	70.183
4	7:50.059	1:47.524	70.310
5	9:39.926	1:49.867	68.810


KDM HIRE COOKSTOWN 100
SUPERSPORT
Combined Qualifying



Pos	Class	No	Name	-----Best Time / Qual Laps-----				Overall Best Time / Speed /	
				Session A	Session B	Session C	Session D	Total Qual Laps	
1	SSPR	6	William DUNLOP	1:26.691	-----	-----	-----	1:26.691	87.206
2	SSPR	86	Derek McGEE	1:27.436	-----	-----	-----	1:27.436	86.463
3	SSPR	44	Jamie HAMILTON	1:27.604	-----	-----	-----	1:27.604	86.297
4	SSPR	3	Michael DUNLOP	-----	1:27.737	-----	-----	1:27.737	86.167
5	SSPR	2	Dean HARRISON	1:28.153	-----	-----	-----	1:28.153	85.760
6	SSPR	52	James COWTON	1:28.621	-----	-----	-----	1:28.621	85.307
7	SSPR	22	Paul JORDAN	1:29.160	-----	-----	-----	1:29.160	84.791
8	SSPR	65	Michael SWEENEY	1:29.532	-----	-----	-----	1:29.532	84.439
9	SSPR	82	Derek SHEILS	-----	1:29.631	-----	-----	1:29.631	84.346
10	SSPR	96	Andy FARRELL	1:30.315	-----	-----	-----	1:30.315	83.707
11	SSPR	97	Seamus ELLIOTT	1:30.419	-----	-----	-----	1:30.419	83.611
12	SSPR	91	James NEESOM	-----	1:31.453	-----	-----	1:31.453	82.665
13	SSPR	73	James KELLY	-----	1:31.745	-----	-----	1:31.745	82.402
14	SSPR	71	Davy MORGAN	1:31.932	-----	-----	-----	1:31.932	82.235
15	SSPR	78	Dean CAMPBELL	1:32.112	-----	-----	-----	1:32.112	82.074
16	SSPR	111	Brian McCORMACK	1:32.328	-----	-----	-----	1:32.328	81.882
17	SSPR	61	John WALSH	1:32.341	-----	-----	-----	1:32.341	81.870
18	SSPR	34	Colin STEPHENSON	1:32.504	-----	-----	-----	1:32.504	81.726
19	SSPR	5	Thomas MAXWELL	1:32.951	-----	-----	-----	1:32.951	81.333
20	SSPR	24	Graham KENNEDY	-----	1:33.011	-----	-----	1:33.011	81.281
21	SSPR	26	Dennis BOOTH	1:33.656	-----	-----	-----	1:33.656	80.721
22	SSPR	68	Gareth EVANS	-----	1:34.285	-----	-----	1:34.285	80.182
23	SSPR	143	Joe NEWBOULD	-----	1:34.705	-----	-----	1:34.705	79.827
24	SSPR	109	Neil KERNOHAN	1:34.733	-----	-----	-----	1:34.733	79.803
25	SSPR	29	Richard McLoughlin	1:34.898	-----	-----	-----	1:34.898	79.664
26	SSPR	10	Andy LAWSON	1:35.288	-----	-----	-----	1:35.288	79.338
27	SSPR	23	Michal DOKOUPIL	1:35.643	-----	-----	-----	1:35.643	79.044
28	SSPR	80	Phill ARCHER	1:35.824	-----	-----	-----	1:35.824	78.895
29	SSPR	16	Sam WILSON	-----	1:36.464	-----	-----	1:36.464	78.371
30	SSPR	43	Stephen DEGNAN	-----	1:37.320	-----	-----	1:37.320	77.682
31	SSPR	4	Andrew SELLARS	-----	1:37.912	-----	-----	1:37.912	77.212
32	SSPR	38	Derek WILKIE	-----	1:37.990	-----	-----	1:37.990	77.151
33	SSPR	164	Stephen TOBIN	-----	1:39.154	-----	-----	1:39.154	76.245
34	SSPR	126	Christopher WATSON	-----	1:40.183	-----	-----	1:40.183	75.462
35	SSPR	14	Rodney LITTLE	-----	1:41.200	-----	-----	1:41.200	74.704
36	SSPR	60	George SCOTT	-----	1:42.813	-----	-----	1:42.813	73.532
37	SSPR	69	Derek WILSON	1:44.084	-----	-----	-----	1:44.084	72.634
38	SSPR	176	James CHRISTIE	-----	1:47.524	-----	-----	1:47.524	70.310
39	SSPR	41	Ben REA	2:23.361	-----	-----	-----	2:23.361	52.734

Provisional result to be confirmed by the Stewards of the Meeting subject to completion of technical inspections & the time limit for protests

Page 1 / 1

Circuit	Orritor	Signed	 Chief Timekeeper	Organising Club	Cookstown & District MCC
Length(miles)	2.1000	Issued At:			
Weather					
Track					



KDM HIRE COOKSTOWN 100

SUPERSPORT

Orritor 2.100 miles

R4: Braeside Bar & Restaurant Supersport Invitation


24/04/2015 20:18

Race (8 Laps)

RACE 4 (FRI) - SUPERSPORT INVITATION

9	41 A	93 B	
8	23 A	16 B	43 C
7	26 A	29 B	10 C
6	111 A	61 B	
5	91 A	73 B	71 C
4	82 A	96 B	97 C
3	65 A		
2	3 A	2 B	52 C
1	6 A	86 B	44 C

POLE POSITION A



Promoted by Cookstown and District Motorcycle Club (Road Racing)

Orbits

Provisional result to be confirmed by the Stewards of the Meeting subject to the completion of technical inspections and the time limit for protests.

MCUI (Ulster Centre) Timing @ www.elaps-timing.com

www.mylaps.com

Licensed to: MCUI

KDM HIRE COOKSTOWN 100

SUPERSPORT

Orritor 2.100 miles

R5: Mid Ulster District Council Supersport A


25/04/2015 12:10

Race (8 Laps)

RACE 5 - SUPERSPORT A

9	68 A	143 B	
8	5 A	24 B	26 C
7	111 A	61 B	34 C
6	71 A	78 B	
5	97 A	91 B	73 C
4	65 A	82 B	96 C
3	22 A		
2	3 A	2 B	52 C
1	6 A	86 B	44 C

POLE POSITION A



KDM HIRE COOKSTOWN 100

SUPERSPORT

Race 4 - Braeside Bar & Restaurant Invitation

Saturday, 25 April 2015



Pos	Class	No	Name	Machine / Sponsor	Gp	Lap	Total Time	Behind	Speed	-----Best Lap-----		
										Time	Speed	On
Race Classification												
1	SSPR	6	William DUNLOP	Yamaha - CD-IC Racing	a	7	10:13.581		86.248	1:26.156	87.748	5
2	SSPR	2	Dean HARRISON	Yamaha - Mar-Train Racing	a	7	10:19.067	5.486	85.483	1:27.015	86.882	6
3	SSPR	44	Jamie HAMILTON	Honda - Cookstown BE Racing	a	7	10:19.154	5.573	85.471	1:26.861	87.036	6
4	SSPR	52	James COWTON	Honda - DTR	a	7	10:19.396	5.815	85.438	1:26.664	87.233	5
5	SSPR	86	Derek McGEE	Honda - Wilson Craig Racing	a	7	10:21.498	7.917	85.149	1:26.857	87.040	6
6	SSPR	82	Derek SHEILS	Kawasaki - BikeBitsNI Racing	b	7	10:23.563	9.982	84.867	1:27.842	86.064	7
7	SSPR	10	Andy LAWSON	Kawasaki - Shirlaw's Motorcycles	c	7	10:36.525	22.944	83.139	1:29.031	84.914	6
8	SSPR	65	Michael SWEENEY	Yamaha - Tracblast	a	7	10:37.672	24.091	82.989	1:29.517	84.453	2
9	SSPR	97	Seamus ELLIOTT	Yamaha	b	7	10:37.712	24.131	82.984	1:30.074	83.931	7
10	SSPR	111	Brian McCORMACK	Honda - TAG Racing	b	7	10:43.920	30.339	82.184	1:30.422	83.608	7
11	SSPR	96	Andy FARRELL	Yamaha - NZK	b	7	10:44.151	30.570	82.155	1:30.350	83.675	3
12	SSPR	16	Sam WILSON	Kawasaki	c	7	10:44.247	30.666	82.142	1:30.865	83.200	6
13	SSPR	73	James KELLY	Yamaha	b	7	10:44.525	30.944	82.107	1:29.922	84.073	7
14	SSPR	91	James NEESOM	Kawasaki	b	7	10:46.790	33.209	81.819	1:30.669	83.380	3
15	SSPR	71	Davy MORGAN	Yamaha - Magic Bullet	b	7	10:47.081	33.500	81.783	1:30.912	83.157	7
16	SSPR	61	John WALSH	Yamaha - O'D Racing	b	7	10:47.698	34.117	81.705	1:30.376	83.651	4
17	SSPR	23	Michal DOKOUPIL	Yamaha - Das Trans	c	7	11:03.239	49.658	79.790	1:33.168	81.144	7
18	SSPR	26	Dennis BOOTH	Yamaha	c	7	11:03.833	50.252	79.719	1:33.504	80.852	2
19	SSPR	93	Paul CRANSTON	Honda - Loughrin	c	7	11:03.986	50.405	79.700	1:32.524	81.709	5
20	SSPR	29	Richard McLOUGHLIN	Honda	c	7	11:05.402	51.821	79.531	1:33.534	80.826	6
21	SSPR	43	Stephen DEGNAN	Suzuki	c	6	9:51.373	1 Lap	76.703	1:36.554	78.298	2

Fastest Lap


SSPR	6	William DUNLOP								1:26.156	87.748	5
------	---	----------------	--	--	--	--	--	--	--	----------	--------	---

Not Classified

DNF	SSPR	3	Michael DUNLOP	Yamaha - MD Racing	a	1	1:34.140		80.306	1:34.140	80.306	1
-----	------	---	----------------	--------------------	---	---	----------	--	--------	----------	--------	---

Provisional result to be confirmed by the Stewards of the Meeting subject to completion of technical inspections & the time limit for protests

Page 1 / 1

Circuit	Orritor	Signed		Organising Club	Cookstown & District MCC
Length(miles)	2.1000		Chief Timekeeper	Race Started	00:00
Weather	Sunny	Issued At:	12:50	Gp Time Diff - b 16.7 / c 36.35	
Track	Dry				


KDM HIRE COOKSTOWN 100

SUPERSPORT

Race 4 - Braeside Bar & Restaurant Invitation

Saturday, 25 April 2015

DETAILED RESULT



Race Classification

1 6 William DUNLOP

Total Time **10:13.581** Avg Speed **86.248** Behind
Best Time **1:26.156** Best Speed **87.748** On 5 Gp a

Lap	Elapsed Time	Lap Time	Lap Speed
1	1:31.560	1:31.560	82.569
2	2:58.215	1:26.655	87.243
3	4:25.833	1:27.618	86.284
4	5:53.282	1:27.449	86.450
5	7:19.438	1:26.156	87.748
6	8:46.013	1:26.575	87.323
7	10:13.581	1:27.568	86.333

2 2 Dean HARRISON

Total Time **10:19.067** Avg Speed **85.483** Behind **5.486**
Best Time **1:27.015** Best Speed **86.882** On 6 Gp a

Lap	Elapsed Time	Lap Time	Lap Speed
1	1:33.454	1:33.454	80.895
2	3:01.211	1:27.757	86.147
3	4:29.289	1:28.078	85.833
4	5:56.824	1:27.535	86.365
5	7:23.888	1:27.064	86.833
6	8:50.903	1:27.015	86.882
7	10:19.067	1:28.164	85.749

3 44 Jamie HAMILTON

Total Time **10:19.154** Avg Speed **85.471** Behind **5.573**
Best Time **1:26.861** Best Speed **87.036** On 6 Gp a

Lap	Elapsed Time	Lap Time	Lap Speed
1	1:33.697	1:33.697	80.686
2	3:01.357	1:27.660	86.242
3	4:29.595	1:28.238	85.677
4	5:56.933	1:27.338	86.560
5	7:24.157	1:27.224	86.673
6	8:51.018	1:26.861	87.036
7	10:19.154	1:28.136	85.777

Race Classification

4 52 James COWTON

Total Time **10:19.396** Avg Speed **85.438** Behind **5.815**
Best Time **1:26.664** Best Speed **87.233** On 5 Gp a

Lap	Elapsed Time	Lap Time	Lap Speed
1	1:34.319	1:34.319	80.154
2	3:01.805	1:27.486	86.414
3	4:30.185	1:28.380	85.540
4	5:57.948	1:27.763	86.141
5	7:24.612	1:26.664	87.233
6	8:51.397	1:26.785	87.112
7	10:19.396	1:27.999	85.910

5 86 Derek McGEE

Total Time **10:21.498** Avg Speed **85.149** Behind **7.917**
Best Time **1:26.857** Best Speed **87.040** On 6 Gp a

Lap	Elapsed Time	Lap Time	Lap Speed
1	1:32.505	1:32.505	81.725
2	3:00.450	1:27.945	85.963
3	4:30.761	1:30.311	83.711
4	5:59.607	1:28.846	85.091
5	7:26.958	1:27.351	86.547
6	8:53.815	1:26.857	87.040
7	10:21.498	1:27.683	86.220

6 82 Derek SHEILS

Total Time **10:23.563** Avg Speed **84.867** Behind **9.982**
Best Time **1:27.842** Best Speed **86.064** On 7 Gp b

Lap	Elapsed Time	Lap Time	Lap Speed
1	1:49.978	1:49.978	68.741
2	3:18.556	1:28.578	85.349
3	4:47.304	1:28.748	85.185
4	6:15.478	1:28.174	85.740
5	7:43.696	1:28.218	85.697
6	9:11.791	1:28.095	85.816
7	10:39.633	1:27.842	86.064


KDM HIRE COOKSTOWN 100

SUPERSPORT

Race 4 - Braeside Bar & Restaurant Invitation

Saturday, 25 April 2015

DETAILED RESULT



Race Classification

7 10 Andy LAWSON

Total Time **10:36.525** Avg Speed **83.139** Behind **22.944**

Best Time **1:29.031** Best Speed **84.914** On **6** Gp **c**

Lap	Elapsed Time	Lap Time	Lap Speed
1	2:09.120	2:09.120	58.550
2	3:39.300	1:30.180	83.832
3	5:10.155	1:30.855	83.210
4	6:39.932	1:29.777	84.209
5	8:09.526	1:29.594	84.381
6	9:38.557	1:29.031	84.914
7	11:07.845	1:29.288	84.670

8 65 Michael SWEENEY

Total Time **10:37.672** Avg Speed **82.989** Behind **24.091**

Best Time **1:29.517** Best Speed **84.453** On **2** Gp **a**

Lap	Elapsed Time	Lap Time	Lap Speed
1	1:35.381	1:35.381	79.261
2	3:04.898	1:29.517	84.453
3	4:35.139	1:30.241	83.776
4	6:05.428	1:30.289	83.731
5	7:36.063	1:30.635	83.411
6	9:06.748	1:30.685	83.365
7	10:37.672	1:30.924	83.146

9 97 Seamus ELLIOTT

Total Time **10:37.712** Avg Speed **82.984** Behind **24.131**

Best Time **1:30.074** Best Speed **83.931** On **7** Gp **b**

Lap	Elapsed Time	Lap Time	Lap Speed
1	1:51.677	1:51.677	67.695
2	3:22.040	1:30.363	83.663
3	4:52.650	1:30.610	83.434
4	6:23.418	1:30.768	83.289
5	7:53.502	1:30.084	83.922
6	9:23.708	1:30.206	83.808
7	10:53.782	1:30.074	83.931

Race Classification

10 111 Brian McCORMACK

Total Time **10:43.920** Avg Speed **82.184** Behind **30.339**

Best Time **1:30.422** Best Speed **83.608** On **7** Gp **b**

Lap	Elapsed Time	Lap Time	Lap Speed
1	1:55.261	1:55.261	65.590
2	3:26.205	1:30.944	83.128
3	4:56.657	1:30.452	83.580
4	6:27.898	1:31.241	82.857
5	7:58.918	1:31.020	83.059
6	9:29.568	1:30.650	83.398
7	10:59.990	1:30.422	83.608

11 96 Andy FARRELL

Total Time **10:44.151** Avg Speed **82.155** Behind **30.570**

Best Time **1:30.350** Best Speed **83.675** On **3** Gp **b**

Lap	Elapsed Time	Lap Time	Lap Speed
1	1:51.984	1:51.984	67.510
2	3:22.850	1:30.866	83.199
3	4:53.200	1:30.350	83.675
4	6:25.117	1:31.917	82.248
5	7:56.278	1:31.161	82.930
6	9:28.580	1:32.302	81.905
7	11:00.221	1:31.641	82.496

12 16 Sam WILSON

Total Time **10:44.247** Avg Speed **82.142** Behind **30.666**

Best Time **1:30.865** Best Speed **83.200** On **6** Gp **c**

Lap	Elapsed Time	Lap Time	Lap Speed
1	2:08.914	2:08.914	58.644
2	3:40.277	1:31.363	82.747
3	5:11.233	1:30.956	83.117
4	6:42.104	1:30.871	83.195
5	8:13.339	1:31.235	82.863
6	9:44.204	1:30.865	83.200
7	11:15.567	1:31.363	82.747


KDM HIRE COOKSTOWN 100

SUPERSPORT

Race 4 - Braeside Bar & Restaurant Invitation

Saturday, 25 April 2015

DETAILED RESULT



Race Classification

13 73 James KELLY

Total Time **10:44.525** Avg Speed **82.107** Behind **30.944**
Best Time **1:29.922** Best Speed **84.073** On **7** Gp **b**

Lap	Elapsed Time	Lap Time	Lap Speed
1	1:56.524	1:56.524	64.879
2	3:27.486	1:30.962	83.112
3	4:58.490	1:31.004	83.073
4	6:28.518	1:30.028	83.974
5	7:59.233	1:30.715	83.338
6	9:30.673	1:31.440	82.677
7	11:00.595	1:29.922	84.073

14 91 James NEESOM

Total Time **10:46.790** Avg Speed **81.819** Behind **33.209**
Best Time **1:30.669** Best Speed **83.380** On **3** Gp **b**

Lap	Elapsed Time	Lap Time	Lap Speed
1	1:53.553	1:53.553	66.577
2	3:25.570	1:32.017	82.159
3	4:56.239	1:30.669	83.380
4	6:27.739	1:31.500	82.623
5	8:00.191	1:32.452	81.772
6	9:31.861	1:31.670	82.470
7	11:02.860	1:30.999	83.078

15 71 Davy MORGAN

Total Time **10:47.081** Avg Speed **81.783** Behind **33.500**
Best Time **1:30.912** Best Speed **83.157** On **7** Gp **b**

Lap	Elapsed Time	Lap Time	Lap Speed
1	1:55.077	1:55.077	65.695
2	3:26.760	1:31.683	82.458
3	4:58.192	1:31.432	82.684
4	6:29.423	1:31.231	82.867
5	8:00.972	1:31.549	82.579
6	9:32.239	1:31.267	82.834
7	11:03.151	1:30.912	83.157

Race Classification

16 61 John WALSH

Total Time **10:47.698** Avg Speed **81.705** Behind **34.117**
Best Time **1:30.376** Best Speed **83.651** On **4** Gp **b**

Lap	Elapsed Time	Lap Time	Lap Speed
1	1:56.144	1:56.144	65.092
2	3:28.801	1:32.657	81.591
3	5:01.297	1:32.496	81.733
4	6:31.673	1:30.376	83.651
5	8:02.437	1:30.764	83.293
6	9:33.181	1:30.744	83.311
7	11:03.768	1:30.587	83.456

17 23 Michal DOKOUPIL

Total Time **11:03.239** Avg Speed **79.790** Behind **49.658**
Best Time **1:33.168** Best Speed **81.144** On **7** Gp **c**

Lap	Elapsed Time	Lap Time	Lap Speed
1	2:12.183	2:12.183	57.193
2	3:45.901	1:33.718	80.668
3	5:19.904	1:34.003	80.423
4	6:53.466	1:33.562	80.802
5	8:27.156	1:33.690	80.692
6	10:01.391	1:34.235	80.225
7	11:34.559	1:33.168	81.144

18 26 Dennis BOOTH

Total Time **11:03.833** Avg Speed **79.719** Behind **50.252**
Best Time **1:33.504** Best Speed **80.852** On **2** Gp **c**

Lap	Elapsed Time	Lap Time	Lap Speed
1	2:11.222	2:11.222	57.612
2	3:44.726	1:33.504	80.852
3	5:18.528	1:33.802	80.595
4	6:52.759	1:34.231	80.228
5	8:27.032	1:34.273	80.193
6	10:01.275	1:34.243	80.218
7	11:35.153	1:33.878	80.530


KDM HIRE COOKSTOWN 100

SUPERSPORT

Race 4 - Braeside Bar & Restaurant Invitation

Saturday, 25 April 2015

DETAILED RESULT



Race Classification

19 93 Paul CRANSTON

Total Time **11:03.986** Avg Speed **79.700** Behind **50.405**

Best Time **1:32.524** Best Speed **81.709** On **5** Gp **c**

Lap	Elapsed Time	Lap Time	Lap Speed
1	2:13.126	2:13.126	56.788
2	3:47.147	1:34.021	80.408
3	5:20.602	1:33.455	80.895
4	6:54.761	1:34.159	80.290
5	8:27.285	1:32.524	81.709
6	10:01.601	1:34.316	80.156
7	11:35.306	1:33.705	80.679

20 29 Richard McLOUGHLIN

Total Time **11:05.402** Avg Speed **79.531** Behind **51.821**

Best Time **1:33.534** Best Speed **80.826** On **6** Gp **c**

Lap	Elapsed Time	Lap Time	Lap Speed
1	2:12.795	2:12.795	56.930
2	3:46.878	1:34.083	80.355
3	5:20.415	1:33.537	80.824
4	6:54.647	1:34.232	80.228
5	8:29.489	1:34.842	79.712
6	10:03.023	1:33.534	80.826
7	11:36.722	1:33.699	80.684

21 43 Stephen DEGNAN

Total Time **9:51.373** Avg Speed **76.703** Behind **1 Lap**

Best Time **1:36.554** Best Speed **78.298** On **2** Gp **c**

Lap	Elapsed Time	Lap Time	Lap Speed
1	2:15.882	2:15.882	55.637
2	3:52.436	1:36.554	78.298
3	5:29.632	1:37.196	77.781
4	7:07.362	1:37.730	77.356
5	8:44.463	1:37.101	77.857
6	10:22.693	1:38.230	76.962

Not Classified

DNF 3 Michael DUNLOP

Total Time **1:34.140** Avg Speed **80.306** Behind

Best Time **1:34.140** Best Speed **80.306** On **1** Gp **a**


Lap	Elapsed Time	Lap Time	Lap Speed
1	1:34.140	1:34.140	80.306

KDM HIRE COOKSTOWN 100

SUPERSPORT

Race 4 - Braeside Bar & Restaurant Invitation

LAP CHART



1					3					5				
No	Name	Gp	Time of Day	Lap Time	No	Name	Gp	Time of Day	Lap Time	No	Name	Gp	Time of Day	Lap Time
6	William DUNLOP	a	12:33:51.278	1:31.560	6	William DUNLOP	a	12:36:45.551	1:27.618	6	William DUNLOP	a	12:39:39.156	1:26.156
86	Derek McGEE	a	12:33:52.223	1:32.505	2	Dean HARRISON	a	12:36:49.007	1:28.078	2	Dean HARRISON	a	12:39:43.606	1:27.064
2	Dean HARRISON	a	12:33:53.172	1:33.454	44	Jamie HAMILTON	a	12:36:49.313	1:28.238	44	Jamie HAMILTON	a	12:39:43.875	1:27.224
44	Jamie HAMILTON	a	12:33:53.415	1:33.697	52	James COWTON	a	12:36:49.903	1:28.380	52	James COWTON	a	12:39:44.330	1:26.664
3	Michael DUNLOP	a	12:33:53.858	1:34.140	86	Derek McGEE	a	12:36:50.479	1:30.311	86	Derek McGEE	a	12:39:46.676	1:27.351
52	James COWTON	a	12:33:54.037	1:34.319	65	Michael SWEENEY	a	12:36:54.857	1:30.241	65	Michael SWEENEY	a	12:39:55.781	1:30.635
65	Michael SWEENEY	a	12:33:55.099	1:35.381	82	Derek SHEILS	a	12:37:07.022	1:28.748	82	Derek SHEILS	a	12:40:03.414	1:28.218
82	Derek SHEILS	a	12:34:09.696	1:49.978	97	Seamus ELLIOTT	a	12:37:12.368	1:30.610	97	Seamus ELLIOTT	a	12:40:13.220	1:30.084
97	Seamus ELLIOTT	a	12:34:11.395	1:51.677	96	Andy FARRELL	a	12:37:12.918	1:30.350	96	Andy FARRELL	a	12:40:15.996	1:31.161
96	Andy FARRELL	a	12:34:11.702	1:51.984	91	James NEESOM	a	12:37:15.957	1:30.669	111	Brian McCORMACK	a	12:40:18.636	1:31.020
91	James NEESOM	a	12:34:13.271	1:53.553	111	Brian McCORMACK	a	12:37:16.375	1:30.452	73	James KELLY	a	12:40:18.951	1:30.715
71	Davy MORGAN	a	12:34:14.795	1:55.077	71	Davy MORGAN	a	12:37:17.910	1:31.432	91	James NEESOM	a	12:40:19.909	1:32.452
111	Brian McCORMACK	a	12:34:14.979	1:55.261	73	James KELLY	a	12:37:18.208	1:31.004	71	Davy MORGAN	a	12:40:20.690	1:31.549
61	John WALSH	a	12:34:15.862	1:56.144	61	John WALSH	a	12:37:21.015	1:32.496	61	John WALSH	a	12:40:22.155	1:30.764
73	James KELLY	a	12:34:16.242	1:56.524	10	Andy LAWSON	a	12:37:29.873	1:30.855	10	Andy LAWSON	a	12:40:29.244	1:29.594
16	Sam WILSON	a	12:34:28.632	2:08.914	16	Sam WILSON	a	12:37:30.951	1:30.956	16	Sam WILSON	a	12:40:33.057	1:31.235
10	Andy LAWSON	a	12:34:28.838	2:09.120	26	Dennis BOOTH	a	12:37:38.246	1:33.802	26	Dennis BOOTH	a	12:40:46.750	1:34.273
26	Dennis BOOTH	a	12:34:30.940	2:11.222	23	Michal DOKOUPIL	a	12:37:39.622	1:34.003	23	Michal DOKOUPIL	a	12:40:46.874	1:33.690
23	Michal DOKOUPIL	a	12:34:31.901	2:12.183	29	Richard McLOUGHLIN	a	12:37:40.133	1:33.537	93	Paul CRANSTON	a	12:40:47.003	1:32.524
29	Richard McLOUGHLIN	a	12:34:32.513	2:12.795	93	Paul CRANSTON	a	12:37:40.320	1:33.455	29	Richard McLOUGHLIN	a	12:40:49.207	1:34.842
93	Paul CRANSTON	a	12:34:32.844	2:13.126	43	Stephen DEGNAN	a	12:37:49.350	1:37.196	43	Stephen DEGNAN	a	12:41:04.181	1:37.101
43	Stephen DEGNAN	a	12:34:35.600	2:15.882										


2					4					6				
No	Name	Gp	Time of Day	Lap Time	No	Name	Gp	Time of Day	Lap Time	No	Name	Gp	Time of Day	Lap Time
6	William DUNLOP	a	12:35:17.933	1:26.655	6	William DUNLOP	a	12:38:13.000	1:27.449	6	William DUNLOP	a	12:41:05.731	1:26.575
86	Derek McGEE	a	12:35:20.168	1:27.945	2	Dean HARRISON	a	12:38:16.542	1:27.535	2	Dean HARRISON	a	12:41:10.621	1:27.015
2	Dean HARRISON	a	12:35:20.929	1:27.757	44	Jamie HAMILTON	a	12:38:16.651	1:27.338	44	Jamie HAMILTON	a	12:41:10.736	1:26.861
44	Jamie HAMILTON	a	12:35:21.075	1:27.660	52	James COWTON	a	12:38:17.666	1:27.763	52	James COWTON	a	12:41:11.115	1:26.785
52	James COWTON	a	12:35:21.523	1:27.486	86	Derek McGEE	a	12:38:19.325	1:28.846	86	Derek McGEE	a	12:41:13.533	1:26.857
65	Michael SWEENEY	a	12:35:24.616	1:29.517	65	Michael SWEENEY	a	12:38:25.146	1:30.289	65	Michael SWEENEY	a	12:41:26.466	1:30.685
82	Derek SHEILS	a	12:35:38.274	1:28.578	82	Derek SHEILS	a	12:38:35.196	1:28.174	82	Derek SHEILS	a	12:41:31.509	1:28.095
97	Seamus ELLIOTT	a	12:35:41.758	1:30.363	97	Seamus ELLIOTT	a	12:38:43.136	1:30.768	97	Seamus ELLIOTT	a	12:41:43.426	1:30.206
96	Andy FARRELL	a	12:35:42.568	1:30.866	96	Andy FARRELL	a	12:38:44.835	1:31.917	96	Andy FARRELL	a	12:41:48.298	1:32.302
91	James NEESOM	a	12:35:45.288	1:32.017	91	James NEESOM	a	12:38:47.457	1:31.500	111	Brian McCORMACK	a	12:41:49.286	1:30.650
111	Brian McCORMACK	a	12:35:45.923	1:30.944	111	Brian McCORMACK	a	12:38:47.616	1:31.241	73	James KELLY	a	12:41:50.391	1:31.440
71	Davy MORGAN	a	12:35:46.478	1:31.683	73	James KELLY	a	12:38:48.236	1:30.028	91	James NEESOM	a	12:41:51.579	1:31.670
73	James KELLY	a	12:35:47.204	1:30.962	71	Davy MORGAN	a	12:38:49.141	1:31.231	71	Davy MORGAN	a	12:41:51.957	1:31.267
61	John WALSH	a	12:35:48.519	1:32.657	61	John WALSH	a	12:38:51.391	1:30.376	61	John WALSH	a	12:41:52.899	1:30.744
10	Andy LAWSON	a	12:35:59.018	1:30.180	10	Andy LAWSON	a	12:38:59.650	1:29.777	10	Andy LAWSON	a	12:41:58.275	1:29.031
16	Sam WILSON	a	12:35:59.995	1:31.363	16	Sam WILSON	a	12:39:01.822	1:30.871	16	Sam WILSON	a	12:42:03.922	1:30.865
26	Dennis BOOTH	a	12:36:04.444	1:33.504	26	Dennis BOOTH	a	12:39:12.477	1:34.231	26	Dennis BOOTH	a	12:42:20.993	1:34.243
23	Michal DOKOUPIL	a	12:36:05.619	1:33.718	23	Michal DOKOUPIL	a	12:39:13.184	1:33.562	23	Michal DOKOUPIL	a	12:42:21.109	1:34.235
29	Richard McLOUGHLIN	a	12:36:06.596	1:34.083	29	Richard McLOUGHLIN	a	12:39:14.365	1:34.232	93	Paul CRANSTON	a	12:42:21.319	1:34.316
93	Paul CRANSTON	a	12:36:06.865	1:34.021	93	Paul CRANSTON	a	12:39:14.479	1:34.159	29	Richard McLOUGHLIN	a	12:42:22.741	1:33.534
43	Stephen DEGNAN	a	12:36:12.154	1:36.554	43	Stephen DEGNAN	a	12:39:27.080	1:37.730	43	Stephen DEGNAN	a	12:42:42.411	1:38.230

KDM HIRE COOKSTOWN 100

SUPERSPORT

Race 4 - Braeside Bar & Restaurant Invitation

LAP CHART



7

No	Name	Gp	Time of Day	Lap Time
6	William DUNLOP	a	12:42:33.299	1:27.568
2	Dean HARRISON	a	12:42:38.785	1:28.164
44	Jamie HAMILTON	a	12:42:38.872	1:28.136
52	James COWTON	a	12:42:39.114	1:27.999
86	Derek McGEE	a	12:42:41.216	1:27.683
65	Michael SWEENEY	a	12:42:57.390	1:30.924
82	Derek SHEILS	a	12:42:59.351	1:27.842
97	Seamus ELLIOTT	a	12:43:13.500	1:30.074
111	Brian McCORMACK	a	12:43:19.708	1:30.422
96	Andy FARRELL	a	12:43:19.939	1:31.641
73	James KELLY	a	12:43:20.313	1:29.922
91	James NEESOM	a	12:43:22.578	1:30.999
71	Davy MORGAN	a	12:43:22.869	1:30.912
61	John WALSH	a	12:43:23.486	1:30.587
10	Andy LAWSON	a	12:43:27.563	1:29.288
16	Sam WILSON	a	12:43:35.285	1:31.363
23	Michal DOKOUPIL	a	12:43:54.277	1:33.168
26	Dennis BOOTH	a	12:43:54.871	1:33.878
93	Paul CRANSTON	a	12:43:55.024	1:33.705
29	Richard McLOUGHLIN	a	12:43:56.440	1:33.699

KDM HIRE COOKSTOWN 100

SUPERSPORT

Race 5 - Mid Ulster District Council Race A

Saturday, 25 April 2015



Pos	Class	No	Name	Machine / Sponsor	Gp	Lap	Total Time	Behind	Speed	-----Best Lap-----		
										Time	Speed	On

Race Classification

1	SSPR	6	William DUNLOP	Yamaha - CD-IC Racing	a	7	10:07.413		87.124	1:25.346	88.581	2
2	SSPR	86	Derek McGEE	Honda - Wilson Craig Racing	a	7	10:08.152	0.739	87.018	1:25.921	87.988	6
3	SSPR	2	Dean HARRISON	Yamaha - Mar-Train Racing	a	7	10:08.533	1.120	86.963	1:25.481	88.441	5
4	SSPR	44	Jamie HAMILTON	Honda - Cookstown BE Racing	a	7	10:16.715	9.302	85.809	1:26.530	87.369	3
5	SSPR	82	Derek SHEILS	Kawasaki - BikeBitsNI Racing	b	7	10:25.961	18.548	84.542	1:28.148	85.765	2
6	SSPR	97	Seamus ELLIOTT	Yamaha	b	7	10:27.021	19.608	84.399	1:28.033	85.877	3
7	SSPR	65	Michael SWEENEY	Yamaha - Tracblast	b	7	10:27.620	20.207	84.319	1:28.507	85.417	3
8	SSPR	73	James KELLY	Yamaha - Lift West	b	7	10:29.069	21.656	84.124	1:28.362	85.557	3
9	SSPR	52	James COWTON	Honda - DTR	a	7	10:32.299	24.886	83.695	1:26.713	87.184	2
10	SSPR	22	Paul JORDAN	Honda - Moira MRC	a	7	10:33.047	25.634	83.596	1:29.204	84.750	3
11	SSPR	91	James NEESOM	Kawasaki	b	7	10:37.235	29.822	83.046	1:29.605	84.370	3
12	SSPR	61	John WALSH	Yamaha - O'D Racing	c	7	10:39.030	31.617	82.813	1:29.772	84.213	2
13	SSPR	71	Davy MORGAN	Yamaha - Magic Bullet	b	7	10:45.596	38.183	81.971	1:30.383	83.644	6
14	SSPR	24	Graham KENNEDY	Yamaha - Patsy Kennedy	c	7	10:45.912	38.499	81.931	1:30.741	83.314	2
15	SSPR	143	Joe NEWBOULD	Kawasaki	c	7	10:48.115	40.702	81.652	1:30.553	83.487	7
16	SSPR	78	Dean CAMPBELL	Suzuki	b	7	10:59.230	51.817	80.275	1:32.521	81.711	4
17	SSPR	26	Dennis BOOTH	Yamaha	c	6	9:37.137	1 Lap	78.595	1:33.482	80.871	3
18	SSPR	68	Gareth EVANS	Suzuki - Joe Evans Garage	c	6	9:40.727	1 Lap	78.109	1:34.152	80.296	3

Fastest Lap


SSPR	3	Michael DUNLOP	1:24.953	88.990	3
------	---	----------------	----------	--------	---

Not Classified

DNF	SSPR	5	Thomas MAXWELL	Yamaha	c	4	6:05.173		82.810	1:29.700	84.281	2
DNF	SSPR	3	Michael DUNLOP	Yamaha - MD Racing	a	3	4:22.960		86.249	1:24.953	88.990	3
DNF	SSPR	111	Brian McCORMACK	Honda - TAG Racing	c	1	1:38.536		76.723	2:08.726	58.729	1

Provisional result to be confirmed by the Stewards of the Meeting subject to completion of technical inspections & the time limit for protests

Page 1 / 1

Circuit	Orritor	Signed		Organising Club	Cookstown & District MCC
Length(miles)	2.1000		Chief Timekeeper	Race Started	00:00
Weather	Sunny	Issued At:	15:02	Gp Time Diff - b 15.95 / c 30.19	
Track	Dry				


KDM HIRE COOKSTOWN 100

SUPERSPORT

Race 5 - Mid Ulster District Council Race A

Saturday, 25 April 2015

DETAILED RESULT



Race Classification

1 6 William DUNLOP

Total Time **10:07.413** Avg Speed **87.124** Behind
Best Time **1:25.346** Best Speed **88.581** On **2** Gp **a**

Lap	Elapsed Time	Lap Time	Lap Speed
1	1:30.480	1:30.480	83.554
2	2:55.826	1:25.346	88.581
3	4:21.233	1:25.407	88.517
4	5:46.993	1:25.760	88.153
5	7:12.550	1:25.557	88.362
6	8:39.545	1:26.995	86.902
7	10:07.413	1:27.868	86.038

2 86 Derek McGEE

Total Time **10:08.152** Avg Speed **87.018** Behind **0.739**
Best Time **1:25.921** Best Speed **87.988** On **6** Gp **a**

Lap	Elapsed Time	Lap Time	Lap Speed
1	1:31.287	1:31.287	82.816
2	2:57.782	1:26.495	87.404
3	4:23.827	1:26.045	87.861
4	5:50.065	1:26.238	87.664
5	7:16.058	1:25.993	87.914
6	8:41.979	1:25.921	87.988
7	10:08.152	1:26.173	87.730

3 2 Dean HARRISON

Total Time **10:08.533** Avg Speed **86.963** Behind **1.120**
Best Time **1:25.481** Best Speed **88.441** On **5** Gp **a**

Lap	Elapsed Time	Lap Time	Lap Speed
1	1:31.912	1:31.912	82.253
2	2:59.027	1:27.115	86.782
3	4:24.931	1:25.904	88.005
4	5:51.187	1:26.256	87.646
5	7:16.668	1:25.481	88.441
6	8:42.385	1:25.717	88.197
7	10:08.533	1:26.148	87.756

Race Classification

4 44 Jamie HAMILTON

Total Time **10:16.715** Avg Speed **85.809** Behind **9.302**
Best Time **1:26.530** Best Speed **87.369** On **3** Gp **a**

Lap	Elapsed Time	Lap Time	Lap Speed
1	1:33.025	1:33.025	81.268
2	2:59.787	1:26.762	87.135
3	4:26.317	1:26.530	87.369
4	5:53.517	1:27.200	86.697
5	7:20.861	1:27.344	86.554
6	8:49.320	1:28.459	85.463
7	10:16.715	1:27.395	86.504

5 82 Derek SHEILS

Total Time **10:25.961** Avg Speed **84.542** Behind **18.548**
Best Time **1:28.148** Best Speed **85.765** On **2** Gp **b**

Lap	Elapsed Time	Lap Time	Lap Speed
1	1:49.382	1:49.382	69.116
2	3:17.530	1:28.148	85.765
3	4:45.846	1:28.316	85.602
4	6:16.475	1:30.629	83.417
5	7:44.806	1:28.331	85.587
6	9:13.072	1:28.266	85.650
7	10:41.911	1:28.839	85.098

6 97 Seamus ELLIOTT

Total Time **10:27.021** Avg Speed **84.399** Behind **19.608**
Best Time **1:28.033** Best Speed **85.877** On **3** Gp **b**

Lap	Elapsed Time	Lap Time	Lap Speed
1	1:50.271	1:50.271	68.558
2	3:18.783	1:28.512	85.412
3	4:46.816	1:28.033	85.877
4	6:16.220	1:29.404	84.560
5	7:44.631	1:28.411	85.510
6	9:12.803	1:28.172	85.742
7	10:42.971	1:30.168	83.843


KDM HIRE COOKSTOWN 100

SUPERSPORT

Race 5 - Mid Ulster District Council Race A

Saturday, 25 April 2015

DETAILED RESULT



Race Classification

7 65 Michael SWEENEY

Total Time **10:27.620** Avg Speed **84.319** Behind **20.207**

Best Time **1:28.507** Best Speed **85.417** On **3** Gp **b**

Lap	Elapsed Time	Lap Time	Lap Speed
1	1:50.572	1:50.572	68.372
2	3:19.100	1:28.528	85.397
3	4:47.607	1:28.507	85.417
4	6:17.187	1:29.580	84.394
5	7:45.764	1:28.577	85.349
6	9:14.468	1:28.704	85.227
7	10:43.570	1:29.102	84.847

8 73 James KELLY

Total Time **10:29.069** Avg Speed **84.124** Behind **21.656**

Best Time **1:28.362** Best Speed **85.557** On **3** Gp **b**

Lap	Elapsed Time	Lap Time	Lap Speed
1	1:51.897	1:51.897	67.562
2	3:20.821	1:28.924	85.016
3	4:49.183	1:28.362	85.557
4	6:18.245	1:29.062	84.885
5	7:46.942	1:28.697	85.234
6	9:16.443	1:29.501	84.468
7	10:45.019	1:28.576	85.350

9 52 James COWTON

Total Time **10:32.299** Avg Speed **83.695** Behind **24.886**

Best Time **1:26.713** Best Speed **87.184** On **2** Gp **a**

Lap	Elapsed Time	Lap Time	Lap Speed
1	1:32.511	1:32.511	81.720
2	2:59.224	1:26.713	87.184
3	4:41.040	1:41.816	74.252
4	6:09.648	1:28.608	85.320
5	7:37.043	1:27.395	86.504
6	9:04.035	1:26.992	86.905
7	10:32.299	1:28.264	85.652

Race Classification

10 22 Paul JORDAN

Total Time **10:33.047** Avg Speed **83.596** Behind **25.634**

Best Time **1:29.204** Best Speed **84.750** On **3** Gp **a**

Lap	Elapsed Time	Lap Time	Lap Speed
1	1:34.586	1:34.586	79.927
2	3:04.003	1:29.417	84.548
3	4:33.207	1:29.204	84.750
4	6:02.434	1:29.227	84.728
5	7:32.292	1:29.858	84.133
6	9:02.353	1:30.061	83.943
7	10:33.047	1:30.694	83.357

11 91 James NEESOM

Total Time **10:37.235** Avg Speed **83.046** Behind **29.822**

Best Time **1:29.605** Best Speed **84.370** On **3** Gp **b**

Lap	Elapsed Time	Lap Time	Lap Speed
1	1:52.234	1:52.234	67.359
2	3:22.077	1:29.843	84.147
3	4:51.682	1:29.605	84.370
4	6:22.161	1:30.479	83.555
5	7:51.790	1:29.629	84.348
6	9:22.942	1:31.152	82.938
7	10:53.185	1:30.243	83.774

12 61 John WALSH

Total Time **10:39.030** Avg Speed **82.813** Behind **31.617**

Best Time **1:29.772** Best Speed **84.213** On **2** Gp **c**

Lap	Elapsed Time	Lap Time	Lap Speed
1	2:06.541	2:06.541	59.743
2	3:36.313	1:29.772	84.213
3	5:06.436	1:30.123	83.885
4	6:36.394	1:29.958	84.039
5	8:07.529	1:31.135	82.954
6	9:39.200	1:31.671	82.469
7	11:09.220	1:30.020	83.981


KDM HIRE COOKSTOWN 100

SUPERSPORT

Race 5 - Mid Ulster District Council Race A

Saturday, 25 April 2015

DETAILED RESULT



Race Classification

13 71 Davy MORGAN

Total Time **10:45.596** Avg Speed **81.971** Behind **38.183**

Best Time **1:30.383** Best Speed **83.644** On **6** Gp **b**

Lap	Elapsed Time	Lap Time	Lap Speed
1	1:52.875	1:52.875	66.977
2	3:24.939	1:32.064	82.117
3	4:55.564	1:30.625	83.421
4	6:26.784	1:31.220	82.877
5	7:57.797	1:31.013	83.065
6	9:28.180	1:30.383	83.644
7	11:01.546	1:33.366	80.972

14 24 Graham KENNEDY

Total Time **10:45.912** Avg Speed **81.931** Behind **38.499**

Best Time **1:30.741** Best Speed **83.314** On **2** Gp **c**

Lap	Elapsed Time	Lap Time	Lap Speed
1	2:07.799	2:07.799	59.155
2	3:38.540	1:30.741	83.314
3	5:09.416	1:30.876	83.190
4	6:41.264	1:31.848	82.310
5	8:12.473	1:31.209	82.887
6	9:43.968	1:31.495	82.627
7	11:16.102	1:32.134	82.054

15 143 Joe NEWBOULD

Total Time **10:48.115** Avg Speed **81.652** Behind **40.702**

Best Time **1:30.553** Best Speed **83.487** On **7** Gp **c**

Lap	Elapsed Time	Lap Time	Lap Speed
1	2:09.255	2:09.255	58.489
2	3:40.346	1:31.091	82.994
3	5:11.581	1:31.235	82.863
4	6:43.041	1:31.460	82.659
5	8:14.975	1:31.934	82.233
6	9:47.752	1:32.777	81.486
7	11:18.305	1:30.553	83.487

Race Classification

16 78 Dean CAMPBELL

Total Time **10:59.230** Avg Speed **80.275** Behind **51.817**

Best Time **1:32.521** Best Speed **81.711** On **4** Gp **b**

Lap	Elapsed Time	Lap Time	Lap Speed
1	1:55.409	1:55.409	65.506
2	3:28.142	1:32.733	81.524
3	5:00.958	1:32.816	81.451
4	6:33.479	1:32.521	81.711
5	8:07.072	1:33.593	80.775
6	9:40.808	1:33.736	80.652
7	11:15.180	1:34.372	80.109

17 26 Dennis BOOTH

Total Time **9:37.137** Avg Speed **78.595** Behind **1 Lap**

Best Time **1:33.482** Best Speed **80.871** On **3** Gp **c**

Lap	Elapsed Time	Lap Time	Lap Speed
1	2:10.522	2:10.522	57.921
2	3:44.189	1:33.667	80.711
3	5:17.671	1:33.482	80.871
4	6:52.771	1:35.100	79.495
5	8:31.657	1:38.886	76.452
6	10:07.327	1:35.670	79.022

18 68 Gareth EVANS

Total Time **9:40.727** Avg Speed **78.109** Behind **1 Lap**

Best Time **1:34.152** Best Speed **80.296** On **3** Gp **c**

Lap	Elapsed Time	Lap Time	Lap Speed
1	2:12.125	2:12.125	57.219
2	3:46.924	1:34.799	79.748
3	5:21.076	1:34.152	80.296
4	6:56.261	1:35.185	79.424
5	8:34.218	1:37.957	77.177
6	10:10.917	1:36.699	78.181

Not Classified

DNF 5 Thomas MAXWELL

Total Time **6:05.173** Avg Speed **82.810** Behind

Best Time **1:29.700** Best Speed **84.281** On **2** Gp **c**

Lap	Elapsed Time	Lap Time	Lap Speed
1	2:05.699	2:05.699	60.144
2	3:35.399	1:29.700	84.281
3	5:05.463	1:30.064	83.940
4	6:35.363	1:29.900	84.093


KDM HIRE COOKSTOWN 100

SUPERSPORT

Race 5 - Mid Ulster District Council Race A

Saturday, 25 April 2015

DETAILED RESULT



Not Classified

DNF 3 Michael DUNLOP

Total Time **4:22.960** Avg Speed **86.249** Behind
Best Time **1:24.953** Best Speed **88.990** On 3 Gp a

Lap	Elapsed Time	Lap Time	Lap Speed
1	1:32.138	1:32.138	82.051
2	2:58.007	1:25.869	88.041
3	4:22.960	1:24.953	88.990

DNF 111 Brian McCORMACK

Total Time **1:38.536** Avg Speed **76.723** Behind
Best Time **2:08.726** Best Speed **58.729** On 1 Gp c

Lap	Elapsed Time	Lap Time	Lap Speed
1	2:08.726	2:08.726	58.729

KDM HIRE COOKSTOWN 100

SUPERSPORT

Race 5 - Mid Ulster District Council Race A

LAP CHART




1					3					5				
No	Name	Gp	Time of Day	Lap Time	No	Name	Gp	Time of Day	Lap Time	No	Name	Gp	Time of Day	Lap Time
6	William DUNLOP	a	14:44:33.352	1:30.480	6	William DUNLOP	a	14:47:24.105	1:25.407	6	William DUNLOP	a	14:50:15.422	1:25.557
86	Derek McGEE	a	14:44:34.159	1:31.287	3	Michael DUNLOP	a	14:47:25.832	1:24.953	86	Derek McGEE	a	14:50:18.930	1:25.993
2	Dean HARRISON	a	14:44:34.784	1:31.912	86	Derek McGEE	a	14:47:26.699	1:26.045	2	Dean HARRISON	a	14:50:19.540	1:25.481
3	Michael DUNLOP	a	14:44:35.010	1:32.138	2	Dean HARRISON	a	14:47:27.803	1:25.904	44	Jamie HAMILTON	a	14:50:23.733	1:27.344
52	James COWTON	a	14:44:35.383	1:32.511	44	Jamie HAMILTON	a	14:47:29.189	1:26.530	22	Paul JORDAN	a	14:50:35.164	1:29.858
44	Jamie HAMILTON	a	14:44:35.897	1:33.025	22	Paul JORDAN	a	14:47:36.079	1:29.204	52	James COWTON	a	14:50:39.915	1:27.395
22	Paul JORDAN	a	14:44:37.458	1:34.586	52	James COWTON	a	14:47:43.912	1:41.816	97	Seamus ELLIOTT	a	14:50:47.503	1:28.411
82	Derek SHEILS	a	14:44:52.254	1:49.382	82	Derek SHEILS	a	14:47:48.718	1:28.316	82	Derek SHEILS	a	14:50:47.678	1:28.331
97	Seamus ELLIOTT	a	14:44:53.143	1:50.271	97	Seamus ELLIOTT	a	14:47:49.688	1:28.033	65	Michael SWEENEY	a	14:50:48.636	1:28.577
65	Michael SWEENEY	a	14:44:53.444	1:50.572	65	Michael SWEENEY	a	14:47:50.479	1:28.507	73	James KELLY	a	14:50:49.814	1:28.697
73	James KELLY	a	14:44:54.769	1:51.897	73	James KELLY	a	14:47:52.055	1:28.362	91	James NEESOM	a	14:50:54.662	1:29.629
91	James NEESOM	a	14:44:55.106	1:52.234	91	James NEESOM	a	14:47:54.554	1:29.605	71	Davy MORGAN	a	14:51:00.669	1:31.013
71	Davy MORGAN	a	14:44:55.747	1:52.875	71	Davy MORGAN	a	14:47:58.436	1:30.625	78	Dean CAMPBELL	a	14:51:09.944	1:33.593
78	Dean CAMPBELL	a	14:44:58.281	1:55.409	78	Dean CAMPBELL	a	14:48:03.830	1:32.816	61	John WALSH	a	14:51:10.401	1:31.135
5	Thomas MAXWELL	a	14:45:08.571	2:05.699	5	Thomas MAXWELL	a	14:48:08.335	1:30.064	24	Graham KENNEDY	a	14:51:15.345	1:31.209
61	John WALSH	a	14:45:09.413	2:06.541	61	John WALSH	a	14:48:09.308	1:30.123	143	Joe NEWBOULD	a	14:51:17.847	1:31.934
24	Graham KENNEDY	a	14:45:10.671	2:07.799	24	Graham KENNEDY	a	14:48:12.288	1:30.876	26	Dennis BOOTH	a	14:51:34.529	1:38.886
111	Brian McCORMACK	a	14:45:11.598	2:08.726	143	Joe NEWBOULD	a	14:48:14.453	1:31.235	68	Gareth EVANS	a	14:51:37.090	1:37.957
143	Joe NEWBOULD	a	14:45:12.127	2:09.255	26	Dennis BOOTH	a	14:48:20.543	1:33.482					
26	Dennis BOOTH	a	14:45:13.394	2:10.522	68	Gareth EVANS	a	14:48:23.948	1:34.152	6				
68	Gareth EVANS	a	14:45:14.997	2:12.125						No	Name	Gp	Time of Day	Lap Time
2					4					6	William DUNLOP	a	14:51:42.417	1:26.995
No	Name	Gp	Time of Day	Lap Time	No	Name	Gp	Time of Day	Lap Time	86	Derek McGEE	a	14:51:44.851	1:25.921
6	William DUNLOP	a	14:45:58.698	1:25.346	6	William DUNLOP	a	14:48:49.865	1:25.760	2	Dean HARRISON	a	14:51:45.257	1:25.717
86	Derek McGEE	a	14:46:00.654	1:26.495	86	Derek McGEE	a	14:48:52.937	1:26.238	44	Jamie HAMILTON	a	14:51:52.192	1:28.459
3	Michael DUNLOP	a	14:46:00.879	1:25.869	2	Dean HARRISON	a	14:48:54.059	1:26.256	22	Paul JORDAN	a	14:52:05.225	1:30.061
2	Dean HARRISON	a	14:46:01.899	1:27.115	44	Jamie HAMILTON	a	14:48:56.389	1:27.200	52	James COWTON	a	14:52:06.907	1:26.992
52	James COWTON	a	14:46:02.096	1:26.713	22	Paul JORDAN	a	14:49:05.306	1:29.227	97	Seamus ELLIOTT	a	14:52:15.675	1:28.172
44	Jamie HAMILTON	a	14:46:02.659	1:26.762	52	James COWTON	a	14:49:12.520	1:28.608	82	Derek SHEILS	a	14:52:15.944	1:28.266
22	Paul JORDAN	a	14:46:06.875	1:29.417	97	Seamus ELLIOTT	a	14:49:19.092	1:29.404	65	Michael SWEENEY	a	14:52:17.340	1:28.704
82	Derek SHEILS	a	14:46:20.402	1:28.148	82	Derek SHEILS	a	14:49:19.347	1:30.629	73	James KELLY	a	14:52:19.315	1:29.501
97	Seamus ELLIOTT	a	14:46:21.655	1:28.512	65	Michael SWEENEY	a	14:49:20.059	1:29.580	91	James NEESOM	a	14:52:25.814	1:31.152
65	Michael SWEENEY	a	14:46:21.972	1:28.528	73	James KELLY	a	14:49:21.117	1:29.062	71	Davy MORGAN	a	14:52:31.052	1:30.383
73	James KELLY	a	14:46:23.693	1:28.924	91	James NEESOM	a	14:49:25.033	1:30.479	61	John WALSH	a	14:52:42.072	1:31.671
91	James NEESOM	a	14:46:24.949	1:29.843	71	Davy MORGAN	a	14:49:29.656	1:31.220	78	Dean CAMPBELL	a	14:52:43.680	1:33.736
71	Davy MORGAN	a	14:46:27.811	1:32.064	78	Dean CAMPBELL	a	14:49:36.351	1:32.521	24	Graham KENNEDY	a	14:52:46.840	1:31.495
78	Dean CAMPBELL	a	14:46:31.014	1:32.733	5	Thomas MAXWELL	a	14:49:38.235	1:29.900	143	Joe NEWBOULD	a	14:52:50.624	1:32.777
5	Thomas MAXWELL	a	14:46:38.271	1:29.700	61	John WALSH	a	14:49:39.266	1:29.958	26	Dennis BOOTH	a	14:53:10.199	1:35.670
61	John WALSH	a	14:46:39.185	1:29.772	24	Graham KENNEDY	a	14:49:44.136	1:31.848	68	Gareth EVANS	a	14:53:13.789	1:36.699
24	Graham KENNEDY	a	14:46:41.412	1:30.741	143	Joe NEWBOULD	a	14:49:45.913	1:31.460					
143	Joe NEWBOULD	a	14:46:43.218	1:31.091	26	Dennis BOOTH	a	14:49:55.643	1:35.100					
26	Dennis BOOTH	a	14:46:47.061	1:33.667	68	Gareth EVANS	a	14:49:59.133	1:35.185					
68	Gareth EVANS	a	14:46:49.796	1:34.799										

KDM HIRE COOKSTOWN 100

SUPERSPORT

Race 5 - Mid Ulster District Council Race A

LAP CHART



7

No	Name	Gp	Time of Day	Lap Time
6	William DUNLOP	a	14:53:10.285	1:27.868
86	Derek McGEE	a	14:53:11.024	1:26.173
2	Dean HARRISON	a	14:53:11.405	1:26.148
44	Jamie HAMILTON	a	14:53:19.587	1:27.395
52	James COWTON	a	14:53:35.171	1:28.264
22	Paul JORDAN	a	14:53:35.919	1:30.694
82	Derek SHEILS	a	14:53:44.783	1:28.839
97	Seamus ELLIOTT	a	14:53:45.843	1:30.168
65	Michael SWEENEY	a	14:53:46.442	1:29.102
73	James KELLY	a	14:53:47.891	1:28.576
91	James NEESOM	a	14:53:56.057	1:30.243
71	Davy MORGAN	a	14:54:04.418	1:33.366
61	John WALSH	a	14:54:12.092	1:30.020
78	Dean CAMPBELL	a	14:54:18.052	1:34.372
24	Graham KENNEDY	a	14:54:18.974	1:32.134
143	Joe NEWBOULD	a	14:54:21.177	1:30.553

ROAD RACE - IRISH SUPERSPORT

2015

					#1	
Pos	No.	Name	Total	Diff	Gap	R1
1	6	William DUNLOP	25	0	0	25
2	86	Derek McGEE	20	5	5	20
3	2	Dean HARRISON	16	9	4	16
4	44	Jamie HAMILTON	13	12	3	13
5	82	Derek SHEILS	11	14	2	11
6	97	Seamus ELLIOTT	10	15	1	10
7	65	Michael SWEENEY	9	16	1	9
8	73	James KELLY	8	17	1	8
9	52	James COWTON	7	18	1	7
10	22	Paul JORDAN	6	19	1	6
11	91	James NEESOM	5	20	1	5
12	61	John WALSH	4	21	1	4
13	71	Davy MORGAN	3	22	1	3
14	24	Graham KENNEDY	2	23	1	2
15	143	Joe NEWBOULD	1	24	1	1

Event Legend

#1 24/04/2015 KDM HIRE COOKSTOWN 100

ROAD RACE - ULSTER SUPERSPORT

2015

					#1	
Pos	No.	Name	Total	Diff	Gap	R1
1	6	William DUNLOP	25	0	0	25
2	86	Derek McGEE	20	5	5	20
3	2	Dean HARRISON	16	9	4	16
4	44	Jamie HAMILTON	13	12	3	13
5	82	Derek SHEILS	11	14	2	11
6	97	Seamus ELLIOTT	10	15	1	10
7	65	Michael SWEENEY	9	16	1	9
8	73	James KELLY	8	17	1	8
9	52	James COWTON	7	18	1	7
10	22	Paul JORDAN	6	19	1	6
11	91	James NEESOM	5	20	1	5
12	61	John WALSH	4	21	1	4
13	71	Davy MORGAN	3	22	1	3
14	24	Graham KENNEDY	2	23	1	2
15	143	Joe NEWBOULD	1	24	1	1

Event Legend

#1 24/04/2015 KDM HIRE COOKSTOWN 100