



COOKSTOWN 100

Friday 24th & Saturday 25th April 2015

promoted by Cookstown & District MCC
www.cookstown100.com



OPEN B
&
KDM HIRE
COOKSTOWN 100 B



Comhairle Ceantair
Lár Uladh
Mid Ulster
District Council

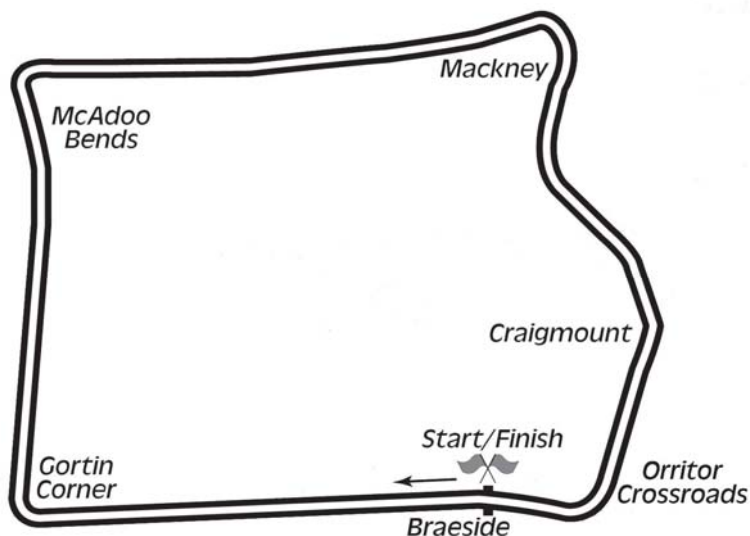


2&4
WHEEL MOTORSPORT
STEERING GROUP LTD.



tourism
northernireland

Orritor Circuit 2.1 miles



LAP RECORDS

Class	Rider	Machine	m	s	mph	Year
125cc	William Dunlop	Honda	1	34.755	79.785	2010
Moto 3	Barry Davidson	Honda 250	1	39.075	76.306	2012
Moto 450	Ryan Farquhar	Kawasaki	1	35.432	79.219	2012
250cc	William Dunlop	Honda	1	29.658	84.320	2009
Supersport 400	Alastair Haworth	Yamaha	1	35.794	78.919	2013
Supertwin	Ryan Farquhar	Kawasaki	1	30.636	83.411	2012
Supersport	Michael Dunlop	Yamaha	1	24.783	89.169	2011
Superbike	Michael Dunlop	Honda	1	22.641	91.480	2013
Senior Support	Gary Robinson	Yamaha 600	1	29.956	84.041	2007
Junior Support	Mark Hanna	Honda 250	1	33.788	80.607	2013
Classic 1000cc	Wattie Brown	Norton 920	1	40.273	75.394	2006
Classic 500cc	Neill McWhirter	Norton	1	41.491	74.489	2010
Classic 350cc	Paul Coward	Honda	1	43.421	73.099	2004
Classic 250cc	Geoff McMullan	Suzuki	1	47.294	70.461	2006

MOST WINS at COOKSTOWN 100

Ryan Farquhar	26	1996 - 12
Ray McCullough	14	1967 - 79
Joey Dunlop	11	1977 - 98
Robert Dunlop	11	1985 - 08
Phillip McCallen	10	1987 - 96
William Dunlop	9	2006 - 13
Courtney Junk	8	1974 - 83
Mervyn Elwood	8	1987 - 97
Michael Dunlop	8	2006 - 14
Noel Hudson	7	1975 - 95
Bill Swallow	7	1987 - 00
Darran Lindsay	7	2000 - 05

MOST WINS AT ALL IRISH ROAD RACE MEETINGS (after Killalane 2014)

1.	Ryan Farquhar	201	1995-14
2.	Joey Dunlop	156	1971-00
3.	Robert Dunlop	135	1980-08
4.	Ray McCullough	109	1960-82
	Phillip McCallen	109	1987-99
6.	William Dunlop	99	2005-14
7.	Michael Dunlop	88	2006-14
8.	Brian Reid	78	1980-94
9.	Darran Lindsay	74	1999-06
10.	James Courtney	66	1992-99

KDM HIRE COOKSTOWN 100

SUPERBIKE

Group A Qualifying


Friday, 24 April 2015



Pos	Class	No	Name	Machine / Sponsor	----- Best Lap -----			Lap
					Time	Behind	Speed	
Qualifying Classification								
1	SBKR	9	Guy MARTIN	BMW - Tyco BMW Motorrad Racing	1:27.835		86.070	5
2	SBKR	44	Jamie HAMILTON	Suzuki - Cookstown BE Racing	1:27.850	0.015	86.056	5
3	SBKR	2	Dean HARRISON	Yamaha - Mar-Train Racing	1:28.849	1.014	85.088	5
4	SBKR	6	William DUNLOP	BMW - Tyco BMW Motorrad Racing	1:29.611	1.776	84.365	3
5	SBKR	10	Andy LAWSON	Kawasaki - Shirlaw's Motorcycles	1:31.363	3.528	82.747	5
6	SBKR	97	Seamus ELLIOTT	Yamaha 600	1:32.849	5.014	81.423	5
7	SBKR	22	Paul JORDAN	Honda 600 - Moira MRC	1:32.936	5.101	81.346	5
8	SBKR	26	Dennis BOOTH	Kawasaki	1:33.777	5.942	80.617	5
9	SBKR	16	Sam WILSON	Kawasaki 600	1:33.907	6.072	80.505	4
10	SBKR	96	Andy FARRELL	Yamaha 600 - NZK	1:34.154	6.319	80.294	2
11	SBKR	78	Dean CAMPBELL	Suzuki	1:34.437	6.602	80.053	5
12	SBKR	24	Graham KENNEDY	Yamaha 600 - Patsy Kennedy	1:34.981	7.146	79.595	5
13	SBKR	41	Ben REA	Suzuki 600 - Rea Racing	1:35.525	7.69	79.142	4
14	SBKR	40	Sandor BITTER	BMW - T&R Motorsport	1:36.500	8.665	78.342	2
15	SBKR	11	Dominic HERBERTSON	Honda	1:36.536	8.701	78.313	5
16	SBKR	80	Phill ARCHER	Yamaha 600	1:37.001	9.166	77.937	4
17	SBKR	109	Neil KERNOHAN	Yamaha 600 - Logan Racing	1:37.559	9.724	77.492	5
18	SBKR	38	Derek WILKIE	Triumph 675	1:39.566	11.731	75.930	5
19	SBKR	4	Andrew SELLARS	Honda	1:40.200	12.365	75.449	4
20	SBKR	126	Christopher WATSON	Kawasaki 600	1:40.260	12.425	75.404	4
21	SBKR	57	Adrian LOGUE	Suzuki 750	1:42.223	14.388	73.956	4

Provisional result to be confirmed by the Stewards of the Meeting subject to completion of technical inspections & the time limit for protests

Page 1 / 1

Circuit	Orritor	Signed		Organising Club	Cookstown & District MCC
Length(miles)	2.1000		Chief Timekeeper	Qualifying Started	00:00
Weather	Cloudy	Issued At:	13:45		
Track	Dry				

KDM HIRE COOKSTOWN 100

SUPERBIKE

Group A Qualifying

Friday, 24 April 2015

DETAILED RESULT



Qualifying Classification

Position

1 9 Guy MARTIN

SBKR Behind

Best Time **1:27.835** Best Speed **86.070** On **5** Gp

Lap	Elapsed Time	Lap Time	Lap Speed
1	2:45.344	2:45.344	45.723
2	4:15.165	1:29.821	84.167
3	5:45.477	1:30.312	83.710
4	7:14.589	1:29.112	84.837
5	8:42.424	1:27.835	86.070

2 44 Jamie HAMILTON

SBKR Behind **0.015**

Best Time **1:27.850** Best Speed **86.056** On **5** Gp

Lap	Elapsed Time	Lap Time	Lap Speed
1	2:16.766	2:16.766	55.277
2	3:50.972	1:34.206	80.250
3	5:21.231	1:30.259	83.759
4	6:50.427	1:29.196	84.757
5	8:18.277	1:27.850	86.056

3 2 Dean HARRISON

SBKR Behind **1.014**

Best Time **1:28.849** Best Speed **85.088** On **5** Gp

Lap	Elapsed Time	Lap Time	Lap Speed
1	2:56.805	2:56.805	42.759
2	4:28.617	1:31.812	82.342
3	5:59.626	1:31.009	83.069
4	7:30.251	1:30.625	83.421
5	8:59.100	1:28.849	85.088

4 6 William DUNLOP

SBKR Behind **1.776**

Best Time **1:29.611** Best Speed **84.365** On **3** Gp

Lap	Elapsed Time	Lap Time	Lap Speed
1	2:58.565	2:58.565	42.338
2	4:31.287	1:32.722	81.534
3	6:00.898	1:29.611	84.365
4	7:30.544	1:29.646	84.332
5	9:24.906	1:54.362	66.106

Qualifying Classification

Position

5 10 Andy LAWSON

SBKR Behind **3.528**

Best Time **1:31.363** Best Speed **82.747** On **5** Gp

Lap	Elapsed Time	Lap Time	Lap Speed
1	2:46.773	2:46.773	45.331
2	4:22.251	1:35.478	79.181
3	5:57.074	1:34.823	79.727
4	7:30.168	1:33.094	81.208
5	9:01.531	1:31.363	82.747

6 97 Seamus ELLIOTT

SBKR Behind **5.014**

Best Time **1:32.849** Best Speed **81.423** On **5** Gp

Lap	Elapsed Time	Lap Time	Lap Speed
1	2:04.532	2:04.532	60.707
2	3:41.477	1:36.945	77.982
3	5:16.469	1:34.992	79.586
4	6:51.016	1:34.547	79.960
5	8:23.865	1:32.849	81.423

7 22 Paul JORDAN

SBKR Behind **5.101**

Best Time **1:32.936** Best Speed **81.346** On **5** Gp

Lap	Elapsed Time	Lap Time	Lap Speed
1	2:35.287	2:35.287	48.684
2	4:11.187	1:35.900	78.832
3	5:44.568	1:33.381	80.959
4	7:19.204	1:34.636	79.885
5	8:52.140	1:32.936	81.346

8 26 Dennis BOOTH

SBKR Behind **5.942**

Best Time **1:33.777** Best Speed **80.617** On **5** Gp

Lap	Elapsed Time	Lap Time	Lap Speed
1	2:35.124	2:35.124	48.735
2	4:14.346	1:39.222	76.193
3	5:51.104	1:36.758	78.133
4	7:25.200	1:34.096	80.343
5	8:58.977	1:33.777	80.617

KDM HIRE COOKSTOWN 100

SUPERBIKE

Group A Qualifying

Friday, 24 April 2015

DETAILED RESULT



Qualifying Classification

Position

9 16 Sam WILSON

SBKR Behind 6.072

Best Time 1:33.907 Best Speed 80.505 On 4 Gp

Lap	Elapsed Time	Lap Time	Lap Speed
1	2:57.134	2:57.134	42.680
2	4:31.089	1:33.955	80.464
3	6:05.117	1:34.028	80.402
4	7:39.024	1:33.907	80.505
5	9:19.258	1:40.234	75.424

Qualifying Classification

Position

13 41 Ben REA

SBKR Behind 7.69

Best Time 1:35.525 Best Speed 79.142 On 4 Gp

Lap	Elapsed Time	Lap Time	Lap Speed
1	2:29.035	2:29.035	50.726
2	4:07.517	1:38.482	76.765
3	5:44.231	1:36.714	78.169
4	7:19.756	1:35.525	79.142
5	8:55.551	1:35.795	78.919

10 96 Andy FARRELL

SBKR Behind 6.319

Best Time 1:34.154 Best Speed 80.294 On 2 Gp

Lap	Elapsed Time	Lap Time	Lap Speed
1	2:57.936	2:57.936	42.487
2	4:32.090	1:34.154	80.294
3	6:06.660	1:34.570	79.941
4	7:41.101	1:34.441	80.050
5	9:15.301	1:34.200	80.255

14 40 Sandor BITTER

SBKR Behind 8.665

Best Time 1:36.500 Best Speed 78.342 On 2 Gp

Lap	Elapsed Time	Lap Time	Lap Speed
1	2:17.784	2:17.784	54.868
2	3:54.284	1:36.500	78.342
3	5:31.574	1:37.290	77.706
4	7:08.396	1:36.822	78.081
5	8:45.400	1:37.004	77.935

11 78 Dean CAMPBELL

SBKR Behind 6.602

Best Time 1:34.437 Best Speed 80.053 On 5 Gp

Lap	Elapsed Time	Lap Time	Lap Speed
1	2:47.575	2:47.575	45.114
2	4:26.474	1:38.899	76.442
3	6:02.794	1:36.320	78.488
4	7:40.469	1:37.675	77.400
5	9:14.906	1:34.437	80.053

15 11 Dominic HERBERTSON

SBKR Behind 8.701

Best Time 1:36.536 Best Speed 78.313 On 5 Gp

Lap	Elapsed Time	Lap Time	Lap Speed
1	3:04.210	3:04.210	41.040
2	4:44.370	1:40.160	75.479
3	6:22.209	1:37.839	77.270
4	7:59.923	1:37.714	77.369
5	9:36.459	1:36.536	78.313

12 24 Graham KENNEDY

SBKR Behind 7.146

Best Time 1:34.981 Best Speed 79.595 On 5 Gp

Lap	Elapsed Time	Lap Time	Lap Speed
1	2:32.001	2:32.001	49.737
2	4:10.631	1:38.630	76.650
3	5:47.210	1:36.579	78.278
4	7:22.325	1:35.115	79.483
5	8:57.306	1:34.981	79.595

16 80 Phill ARCHER

SBKR Behind 9.166

Best Time 1:37.001 Best Speed 77.937 On 4 Gp

Lap	Elapsed Time	Lap Time	Lap Speed
1	2:19.438	2:19.438	54.218
2	4:00.675	1:41.237	74.676
3	5:40.152	1:39.477	75.997
4	7:17.153	1:37.001	77.937
5	8:54.378	1:37.225	77.758

KDM HIRE COOKSTOWN 100

SUPERBIKE

Group A Qualifying

Friday, 24 April 2015

DETAILED RESULT



Qualifying Classification

Position

17 109 Neil KERNOHAN

SBKR Behind 9.724

Best Time 1:37.559 Best Speed 77.492 On 5 Gp

Lap	Elapsed Time	Lap Time	Lap Speed
1	2:56.830	2:56.830	42.753
2	4:38.455	1:41.625	74.391
3	6:16.783	1:38.328	76.886
4	7:55.135	1:38.352	76.867
5	9:32.694	1:37.559	77.492

Qualifying Classification

Position

21 57 Adrian LOGUE

SBKR Behind 14.388

Best Time 1:42.223 Best Speed 73.956 On 4 Gp

Lap	Elapsed Time	Lap Time	Lap Speed
1	2:29.990	2:29.990	50.403
2	4:18.515	1:48.525	69.661
3	6:00.761	1:42.246	73.939
4	7:42.984	1:42.223	73.956
5	9:27.171	1:44.187	72.562

18 38 Derek WILKIE

SBKR Behind 11.731

Best Time 1:39.566 Best Speed 75.930 On 5 Gp

Lap	Elapsed Time	Lap Time	Lap Speed
1	2:30.278	2:30.278	50.307
2	4:12.419	1:42.141	74.015
3	5:53.057	1:40.638	75.121
4	7:32.941	1:39.884	75.688
5	9:12.507	1:39.566	75.930

19 4 Andrew SELLARS

SBKR Behind 12.365

Best Time 1:40.200 Best Speed 75.449 On 4 Gp

Lap	Elapsed Time	Lap Time	Lap Speed
1	2:44.789	2:44.789	45.877
2	4:27.712	1:42.923	73.453
3	6:09.482	1:41.770	74.285
4	7:49.682	1:40.200	75.449
5	9:30.603	1:40.921	74.910

20 126 Christopher WATSON

SBKR Behind 12.425

Best Time 1:40.260 Best Speed 75.404 On 4 Gp

Lap	Elapsed Time	Lap Time	Lap Speed
1	3:03.205	3:03.205	41.265
2	4:44.059	1:40.854	74.960
3	6:25.554	1:41.495	74.486
4	8:05.814	1:40.260	75.404
5	9:46.898	1:41.084	74.789

KDM HIRE COOKSTOWN 100



SUPERBIKE

Group B Qualifying


Friday, 24 April 2015

Pos	Class	No	Name	Machine / Sponsor	----- Best Lap -----				
					Time	Behind	Speed	On Lap	
Qualifying Classification									
1	SBKR	3	Michael DUNLOP	Yamaha - MD Racing	1:27.147		86.750	5	5
2	SBKR	86	Derek McGEE	Honda - Wilson Craig Racing	1:27.696	0.549	86.207	5	5
3	SBKR	65	Michael SWEENEY	Kawasaki - MJR Racing	1:27.813	0.666	86.092	3	3
4	SBKR	122	Alan BONNER	Kawasaki	1:28.634	1.487	85.295	3	5
5	SBKR	1	Stephen THOMPSON	BMW - Penz13.com BMW Racing	1:29.372	2.225	84.590	5	6
6	SBKR	61	John WALSH	BMW - Nolan Racing	1:29.820	2.673	84.168	4	4
7	SBKR	111	Brian McCORMACK	Honda - TAG Racing	1:30.983	3.836	83.092	5	5
8	SBKR	71	Davy MORGAN	Honda - Magic Bullet	1:31.404	4.257	82.710	5	5
9	SBKR	91	James NEESOM	Kawasaki	1:31.555	4.408	82.573	5	5
10	SBKR	75	Kevin FITZPATRICK	Suzuki 750 - Mongey Haulage	1:33.375	6.228	80.964	5	5
11	SBKR	52	James COWTON	Honda - DTR	1:33.387	6.240	80.953	5	5
12	SBKR	64	Stephen McKNIGHT	Honda	1:33.792	6.645	80.604	5	5
13	SBKR	28	Paul GARTLAND	Kawasaki	1:35.477	8.330	79.181	5	5
14	SBKR	115	Damian HORAN	Suzuki 750 - Horan Wood Flooring	1:35.856	8.709	78.868	5	5
15	SBKR	5	Thomas MAXWELL	Yamaha 600	1:35.926	8.779	78.811	5	5
16	SBKR	68	Gareth EVANS	Suzuki 600 - Joe Evans Garage	1:36.004	8.857	78.747	5	5
17	SBKR	34	Colin STEPHENSON	Honda - CS Tuning	1:36.339	9.192	78.473	4	5
18	SBKR	113	Seanie SMITH	Suzuki 750	1:36.397	9.250	78.426	5	5
19	SBKR	23	Michal DOKOUPIL	Yamaha 600 - Das Trans	1:36.649	9.502	78.221	5	5
20	SBKR	43	Stephen DEGNAN	Kawasaki	1:38.579	11.432	76.690	5	5
21	SBKR	94	Michael HOFMANN	Yamaha	1:39.062	11.915	76.316	5	5
22	SBKR	187	Trevor MATTHEWSON	Suzuki 750 - Strangford Holiday Park	1:41.496	14.349	74.486	5	5
23	SBKR	131	Robert CAIRNS	Suzuki	1:42.831	15.684	73.519	5	5

86 & 52 Transponders Not Working

Provisional result to be confirmed by the Stewards of the Meeting subject to completion of technical inspections & the time limit for protests

Page 1 / 1

Circuit	Orritor	Signed		Organising Club	Cookstown & District MCC
Length(miles)	2.1000	Chief Timekeeper			
Weather	Cloudy	Issued At:	13:57		
Track	Dry				



MCUI Ulster
Centre Timing
powered by
e-Laps timing software

www.elaps-timing.com



KDM HIRE COOKSTOWN 100

SUPERBIKE

Group B Qualifying

Friday, 24 April 2015

DETAILED RESULT



Qualifying Classification

Position

1 3 Michael DUNLOP

SBKR Behind

Best Time **1:27.147** Best Speed **86.750** On **5** Gp

Lap	Elapsed Time	Lap Time	Lap Speed
1	3:03.797	3:03.797	41.132
2	4:36.536	1:32.739	81.519
3	6:07.535	1:30.999	83.078
4	7:38.347	1:30.812	83.249
5	9:05.494	1:27.147	86.750

2 86 Derek McGEE

SBKR Behind **0.549**

Best Time **1:27.696** Best Speed **86.207** On **5** Gp

Lap	Elapsed Time	Lap Time	Lap Speed
1	2:07.366	2:07.366	59.357
2	3:38.573	1:31.207	82.888
3	5:08.108	1:29.535	84.436
4	6:38.277	1:30.169	83.843
5	8:05.973	1:27.696	86.207

3 65 Michael SWEENEY

SBKR Behind **0.666**

Best Time **1:27.813** Best Speed **86.092** On **3** Gp

Lap	Elapsed Time	Lap Time	Lap Speed
1	1:54.584	1:54.584	65.978
2	3:22.509	1:27.925	85.982
3	4:50.322	1:27.813	86.092

4 122 Alan BONNER

SBKR Behind **1.487**

Best Time **1:28.634** Best Speed **85.295** On **3** Gp

Lap	Elapsed Time	Lap Time	Lap Speed
1	2:03.152	2:03.152	61.388
2	3:33.897	1:30.745	83.310
3	5:02.531	1:28.634	85.295
4	6:34.400	1:31.869	82.291
5	8:03.159	1:28.759	85.174

Qualifying Classification

Position

5 1 Stephen THOMPSON

SBKR Behind **2.225**

Best Time **1:29.372** Best Speed **84.590** On **5** Gp

Lap	Elapsed Time	Lap Time	Lap Speed
1	1:58.437	1:58.437	63.831
2	3:27.901	1:29.464	84.503
3	4:57.303	1:29.402	84.562
4	6:29.976	1:32.673	81.577
5	7:59.348	1:29.372	84.590
6	9:39.211	1:39.863	75.704

6 61 John WALSH

SBKR Behind **2.673**

Best Time **1:29.820** Best Speed **84.168** On **4** Gp

Lap	Elapsed Time	Lap Time	Lap Speed
1	3:18.307	3:18.307	38.123
2	5:12.582	1:54.275	66.156
3	6:45.731	1:33.149	81.160
4	8:15.551	1:29.820	84.168

7 111 Brian McCORMACK

SBKR Behind **3.836**

Best Time **1:30.983** Best Speed **83.092** On **5** Gp

Lap	Elapsed Time	Lap Time	Lap Speed
1	2:26.768	2:26.768	51.510
2	4:00.221	1:33.453	80.896
3	5:32.653	1:32.432	81.790
4	7:08.213	1:35.560	79.113
5	8:39.196	1:30.983	83.092

8 71 Davy MORGAN

SBKR Behind **4.257**

Best Time **1:31.404** Best Speed **82.710** On **5** Gp

Lap	Elapsed Time	Lap Time	Lap Speed
1	2:10.242	2:10.242	58.046
2	3:44.257	1:34.015	80.413
3	5:17.658	1:33.401	80.941
4	6:50.445	1:32.787	81.477
5	8:21.849	1:31.404	82.710

KDM HIRE COOKSTOWN 100

SUPERBIKE

Group B Qualifying

Friday, 24 April 2015

DETAILED RESULT



Qualifying Classification

Position

9 91 James NEESOM

SBKR Behind 4.408

Best Time 1:31.555 Best Speed 82.573 On 5 Gp

Lap	Elapsed Time	Lap Time	Lap Speed
1	2:27.578	2:27.578	51.227
2	4:00.560	1:32.982	81.306
3	5:33.273	1:32.713	81.542
4	7:10.492	1:37.219	77.763
5	8:42.047	1:31.555	82.573

Qualifying Classification

Position

13 28 Paul GARTLAND

SBKR Behind 8.330

Best Time 1:35.477 Best Speed 79.181 On 5 Gp

Lap	Elapsed Time	Lap Time	Lap Speed
1	2:57.329	2:57.329	42.633
2	4:34.989	1:37.660	77.411
3	6:11.387	1:36.398	78.425
4	7:54.139	1:42.752	73.575
5	9:29.616	1:35.477	79.181

10 75 Kevin FITZPATRICK

SBKR Behind 6.228

Best Time 1:33.375 Best Speed 80.964 On 5 Gp

Lap	Elapsed Time	Lap Time	Lap Speed
1	2:07.885	2:07.885	59.116
2	3:43.867	1:35.982	78.765
3	5:17.461	1:33.594	80.774
4	6:53.918	1:36.457	78.377
5	8:27.293	1:33.375	80.964

14 115 Damian HORAN

SBKR Behind 8.709

Best Time 1:35.856 Best Speed 78.868 On 5 Gp

Lap	Elapsed Time	Lap Time	Lap Speed
1	2:28.553	2:28.553	50.891
2	4:07.810	1:39.257	76.166
3	5:44.915	1:37.105	77.854
4	7:23.465	1:38.550	76.712
5	8:59.321	1:35.856	78.868

11 52 James COWTON

SBKR Behind 6.240

Best Time 1:33.387 Best Speed 80.953 On 5 Gp

Lap	Elapsed Time	Lap Time	Lap Speed
1	2:09.933	2:09.933	58.184
2	3:44.393	1:34.460	80.034
3	5:17.871	1:33.478	80.875
4	6:54.074	1:36.203	78.584
5	8:27.461	1:33.387	80.953

15 5 Thomas MAXWELL

SBKR Behind 8.779

Best Time 1:35.926 Best Speed 78.811 On 5 Gp

Lap	Elapsed Time	Lap Time	Lap Speed
1	2:17.093	2:17.093	55.145
2	3:54.385	1:37.292	77.704
3	5:32.181	1:37.796	77.304
4	7:12.633	1:40.452	75.260
5	8:48.559	1:35.926	78.811

12 64 Stephen McKNIGHT

SBKR Behind 6.645

Best Time 1:33.792 Best Speed 80.604 On 5 Gp

Lap	Elapsed Time	Lap Time	Lap Speed
1	2:21.504	2:21.504	53.426
2	3:56.635	1:35.131	79.469
3	5:32.497	1:35.862	78.863
4	7:11.708	1:39.211	76.201
5	8:45.500	1:33.792	80.604

16 68 Gareth EVANS

SBKR Behind 8.857

Best Time 1:36.004 Best Speed 78.747 On 5 Gp

Lap	Elapsed Time	Lap Time	Lap Speed
1	2:26.591	2:26.591	51.572
2	4:07.545	1:40.954	74.886
3	5:43.996	1:36.451	78.382
4	7:23.058	1:39.062	76.316
5	8:59.062	1:36.004	78.747

KDM HIRE COOKSTOWN 100

SUPERBIKE

Group B Qualifying

Friday, 24 April 2015

DETAILED RESULT



Qualifying Classification

Position

17 34 Colin STEPHENSON

SBKR Behind 9.192

Best Time 1:36.339 Best Speed 78.473 On 4 Gp

Lap	Elapsed Time	Lap Time	Lap Speed
1	3:06.020	3:06.020	40.641
2	4:44.728	1:38.708	76.590
3	6:21.914	1:37.186	77.789
4	7:58.253	1:36.339	78.473
5	9:35.158	1:36.905	78.015

18 113 Seanie SMITH

SBKR Behind 9.250

Best Time 1:36.397 Best Speed 78.426 On 5 Gp

Lap	Elapsed Time	Lap Time	Lap Speed
1	2:13.669	2:13.669	56.558
2	3:53.995	1:40.326	75.354
3	5:31.848	1:37.853	77.259
4	7:10.387	1:38.539	76.721
5	8:46.784	1:36.397	78.426

19 23 Michal DOKOUPIL

SBKR Behind 9.502

Best Time 1:36.649 Best Speed 78.221 On 5 Gp

Lap	Elapsed Time	Lap Time	Lap Speed
1	2:45.154	2:45.154	45.775
2	4:27.100	1:41.946	74.157
3	6:07.937	1:40.837	74.972
4	7:56.147	1:48.210	69.864
5	9:32.796	1:36.649	78.221

20 43 Stephen DEGNAN

SBKR Behind 11.432

Best Time 1:38.579 Best Speed 76.690 On 5 Gp

Lap	Elapsed Time	Lap Time	Lap Speed
1	2:45.302	2:45.302	45.734
2	4:24.652	1:39.350	76.095
3	6:04.081	1:39.429	76.034
4	7:43.560	1:39.479	75.996
5	9:22.139	1:38.579	76.690

Qualifying Classification

Position

21 94 Michael HOFMANN

SBKR Behind 11.915

Best Time 1:39.062 Best Speed 76.316 On 5 Gp

Lap	Elapsed Time	Lap Time	Lap Speed
1	2:47.067	2:47.067	45.251
2	4:28.071	1:41.004	74.849
3	6:08.260	1:40.189	75.457
4	7:55.980	1:47.720	70.182
5	9:35.042	1:39.062	76.316

22 187 Trevor MATTHEWSON

SBKR Behind 14.349

Best Time 1:41.496 Best Speed 74.486 On 5 Gp

Lap	Elapsed Time	Lap Time	Lap Speed
1	2:23.772	2:23.772	52.583
2	4:07.402	1:43.630	72.952
3	5:51.257	1:43.855	72.794
4	7:36.478	1:45.221	71.849
5	9:17.974	1:41.496	74.486

23 131 Robert CAIRNS

SBKR Behind 15.684

Best Time 1:42.831 Best Speed 73.519 On 5 Gp

Lap	Elapsed Time	Lap Time	Lap Speed
1	2:39.846	2:39.846	47.296
2	4:23.933	1:44.087	72.632
3	6:07.452	1:43.519	73.030
4	7:59.349	1:51.897	67.562
5	9:42.180	1:42.831	73.519

KDM HIRE COOKSTOWN 100

SUPERBIKE

Group C Qualifying


Friday, 24 April 2015



Pos	Class	No	Name	Machine / Sponsor	----- Best Lap -----				
					Time	Behind	Speed	On Lap	
Qualifying Classification									
1	SBKR	82	Derek SHEILS	Kawasaki - BikeBitsNI Racing	1:26.862		87.035	3	6
2	SBKR	73	James KELLY	Yamaha 600	1:32.623	5.761	81.621	5	5
3	SBKR	93	Paul CRANSTON	Honda - Loughrin	1:32.964	6.102	81.322	5	5
4	SBKR	143	Joe NEWBOULD	Kawasaki 600	1:37.618	10.756	77.445	3	4
5	SBKR	29	Richard McLOUGHLIN	Honda 600	1:38.311	11.449	76.899	4	4
6	SBKR	749	Paul SWORDS	Ducati 749	1:41.969	15.107	74.140	3	3
7	SBKR	234	Scott PREECE	Honda	1:42.429	15.567	73.807	3	5
8	SBKR	20	David LUMSDEN	Yamaha 600	1:42.485	15.623	73.767	3	5
9	SBKR	67	Gavin BROWN	Honda 600 - PBR	1:45.765	18.903	71.479	3	4

Provisional result to be confirmed by the Stewards of the Meeting subject to completion of technical inspections & the time limit for protests

Page 1 / 1

Circuit	Orritor	Signed		Organising Club	Cookstown & District MCC
Length(miles)	2.1000	Chief Timekeeper			
Weather	Cloudy	Issued At:	14:06		
Track	Dry				

KDM HIRE COOKSTOWN 100

SUPERBIKE

Group C Qualifying

Friday, 24 April 2015

DETAILED RESULT



Qualifying Classification

Position

1 82 Derek SHEILS

SBKR Behind

Best Time **1:26.862** Best Speed **87.035** On **3** Gp

Lap	Elapsed Time	Lap Time	Lap Speed
1	2:00.651	2:00.651	62.660
2	3:29.047	1:28.396	85.524
3	4:55.909	1:26.862	87.035
4	6:23.663	1:27.754	86.150
5	7:53.942	1:30.279	83.740
6	9:23.513	1:29.571	84.402

2 73 James KELLY

SBKR Behind **5.761**

Best Time **1:32.623** Best Speed **81.621** On **5** Gp

Lap	Elapsed Time	Lap Time	Lap Speed
1	2:11.266	2:11.266	57.593
2	3:45.931	1:34.665	79.861
3	5:19.760	1:33.829	80.572
4	6:53.364	1:33.604	80.766
5	8:25.987	1:32.623	81.621

3 93 Paul CRANSTON

SBKR Behind **6.102**

Best Time **1:32.964** Best Speed **81.322** On **5** Gp

Lap	Elapsed Time	Lap Time	Lap Speed
1	2:09.088	2:09.088	58.565
2	3:42.885	1:33.797	80.600
3	5:17.131	1:34.246	80.216
4	6:51.030	1:33.899	80.512
5	8:23.994	1:32.964	81.322

4 143 Joe NEWBOULD

SBKR Behind **10.756**

Best Time **1:37.618** Best Speed **77.445** On **3** Gp

Lap	Elapsed Time	Lap Time	Lap Speed
1	2:22.398	2:22.398	53.091
2	4:00.215	1:37.817	77.287
3	5:37.833	1:37.618	77.445
4	7:58.469	2:20.636	53.756

Qualifying Classification

Position

5 29 Richard McLOUGHLIN

SBKR Behind **11.449**

Best Time **1:38.311** Best Speed **76.899** On **4** Gp

Lap	Elapsed Time	Lap Time	Lap Speed
1	3:12.235	3:12.235	39.327
2	4:51.571	1:39.336	76.105
3	6:30.334	1:38.763	76.547
4	8:08.645	1:38.311	76.899

6 749 Paul SWORDS

SBKR Behind **15.107**

Best Time **1:41.969** Best Speed **74.140** On **3** Gp

Lap	Elapsed Time	Lap Time	Lap Speed
1	2:12.283	2:12.283	57.150
2	3:55.706	1:43.423	73.098
3	5:37.675	1:41.969	74.140

7 234 Scott PREECE

SBKR Behind **15.567**

Best Time **1:42.429** Best Speed **73.807** On **3** Gp

Lap	Elapsed Time	Lap Time	Lap Speed
1	2:34.430	2:34.430	48.954
2	4:19.831	1:45.401	71.726
3	6:02.260	1:42.429	73.807
4	7:45.051	1:42.791	73.547
5	9:28.727	1:43.676	72.919

8 20 David LUMSDEN

SBKR Behind **15.623**

Best Time **1:42.485** Best Speed **73.767** On **3** Gp

Lap	Elapsed Time	Lap Time	Lap Speed
1	2:31.493	2:31.493	49.903
2	4:17.518	1:46.025	71.304
3	6:00.003	1:42.485	73.767
4	7:43.082	1:43.079	73.342
5	9:25.654	1:42.572	73.704

KDM HIRE COOKSTOWN 100

SUPERBIKE

Group C Qualifying

Friday, 24 April 2015

DETAILED RESULT



Qualifying Classification

Position

9 67 Gavin BROWN

SBKR Behind 18.903

Best Time 1:45.765 Best Speed 71.479 On 3 Gp

Lap	Elapsed Time	Lap Time	Lap Speed
1	2:36.084	2:36.084	48.435
2	4:23.997	1:47.913	70.056
3	6:09.762	1:45.765	71.479
4	7:57.679	1:47.917	70.054

KDM HIRE COOKSTOWN 100

SUPERBIKE

Combined Qualifying




Pos	Class	No	Name	-----Best Time / Qual Laps-----				Overall Best Time / Speed /	
				Session A	Session B	Session C	Session D	Total Qual Laps	
1	SBKR	82	Derek SHEILS	-----	-----	1:26.862	-----	1:26.862	87.035
2	SBKR	3	Michael DUNLOP	-----	1:27.147	-----	-----	1:27.147	86.750
3	SBKR	86	Derek McGEE	-----	1:27.696	-----	-----	1:27.696	86.207
4	SBKR	65	Michael SWEENEY	-----	1:27.813	-----	-----	1:27.813	86.092
5	SBKR	9	Guy MARTIN	1:27.835	-----	-----	-----	1:27.835	86.070
6	SBKR	44	Jamie HAMILTON	1:27.850	-----	-----	-----	1:27.850	86.056
7	SBKR	122	Alan BONNER	-----	1:28.634	-----	-----	1:28.634	85.295
8	SBKR	2	Dean HARRISON	1:28.849	-----	-----	-----	1:28.849	85.088
9	SBKR	1	Stephen THOMPSON	-----	1:29.372	-----	-----	1:29.372	84.590
10	SBKR	6	William DUNLOP	1:29.611	-----	-----	-----	1:29.611	84.365
11	SBKR	61	John WALSH	-----	1:29.820	-----	-----	1:29.820	84.168
12	SBKR	111	Brian McCORMACK	-----	1:30.983	-----	-----	1:30.983	83.092
13	SBKR	10	Andy LAWSON	1:31.363	-----	-----	-----	1:31.363	82.747
14	SBKR	71	Davy MORGAN	-----	1:31.404	-----	-----	1:31.404	82.710
15	SBKR	91	James NEESOM	-----	1:31.555	-----	-----	1:31.555	82.573
16	SBKR	73	James KELLY	-----	-----	1:32.623	-----	1:32.623	81.621
17	SBKR	97	Seamus ELLIOTT	1:32.849	-----	-----	-----	1:32.849	81.423
18	SBKR	22	Paul JORDAN	1:32.936	-----	-----	-----	1:32.936	81.346
19	SBKR	93	Paul CRANSTON	-----	-----	1:32.964	-----	1:32.964	81.322
20	SBKR	75	Kevin FITZPATRICK	-----	1:33.375	-----	-----	1:33.375	80.964
21	SBKR	52	James COWTON	-----	1:33.387	-----	-----	1:33.387	80.953
22	SBKR	26	Dennis BOOTH	1:33.777	-----	-----	-----	1:33.777	80.617
23	SBKR	64	Stephen McKNIGHT	-----	1:33.792	-----	-----	1:33.792	80.604
24	SBKR	16	Sam WILSON	1:33.907	-----	-----	-----	1:33.907	80.505
25	SBKR	96	Andy FARRELL	1:34.154	-----	-----	-----	1:34.154	80.294
26	SBKR	78	Dean CAMPBELL	1:34.437	-----	-----	-----	1:34.437	80.053
27	SBKR	24	Graham KENNEDY	1:34.981	-----	-----	-----	1:34.981	79.595
28	SBKR	28	Paul GARTLAND	-----	1:35.477	-----	-----	1:35.477	79.181
29	SBKR	41	Ben REA	1:35.525	-----	-----	-----	1:35.525	79.142
30	SBKR	115	Damian HORAN	-----	1:35.856	-----	-----	1:35.856	78.868
31	SBKR	5	Thomas MAXWELL	-----	1:35.926	-----	-----	1:35.926	78.811
32	SBKR	68	Gareth EVANS	-----	1:36.004	-----	-----	1:36.004	78.747
33	SBKR	34	Colin STEPHENSON	-----	1:36.339	-----	-----	1:36.339	78.473
34	SBKR	113	Seanie SMITH	-----	1:36.397	-----	-----	1:36.397	78.426
35	SBKR	40	Sandor BITTER	1:36.500	-----	-----	-----	1:36.500	78.342
36	SBKR	11	Dominic HERBERTSON	1:36.536	-----	-----	-----	1:36.536	78.313
37	SBKR	23	Michal DOKOUPIL	-----	1:36.649	-----	-----	1:36.649	78.221
38	SBKR	80	Phill ARCHER	1:37.001	-----	-----	-----	1:37.001	77.937
39	SBKR	109	Neil KERNOHAN	1:37.559	-----	-----	-----	1:37.559	77.492
40	SBKR	143	Joe NEWBOULD	-----	-----	1:37.618	-----	1:37.618	77.445
41	SBKR	29	Richard McLOUGHLIN	-----	-----	1:38.311	-----	1:38.311	76.899
42	SBKR	43	Stephen DEGNAN	-----	1:38.579	-----	-----	1:38.579	76.690
43	SBKR	94	Michael HOFMANN	-----	1:39.062	-----	-----	1:39.062	76.316
44	SBKR	38	Derek WILKIE	1:39.566	-----	-----	-----	1:39.566	75.930
45	SBKR	4	Andrew SELLARS	1:40.200	-----	-----	-----	1:40.200	75.449
46	SBKR	126	Christopher WATSON	1:40.260	-----	-----	-----	1:40.260	75.404
47	SBKR	187	Trevor MATTHEWSON	-----	1:41.496	-----	-----	1:41.496	74.486
48	SBKR	749	Paul SWORDS	-----	-----	1:41.969	-----	1:41.969	74.140
49	SBKR	57	Adrian LOGUE	1:42.223	-----	-----	-----	1:42.223	73.956
50	SBKR	234	Scott PREECE	-----	-----	1:42.429	-----	1:42.429	73.807
51	SBKR	20	David LUMSDEN	-----	-----	1:42.485	-----	1:42.485	73.767
52	SBKR	131	Robert CAIRNS	-----	1:42.831	-----	-----	1:42.831	73.519
53	SBKR	67	Gavin BROWN	-----	-----	1:45.765	-----	1:45.765	71.479

86 & 52 No Transponders

Provisional result to be confirmed by the Stewards of the Meeting subject to completion of technical inspections & the time limit for protests

Page 1 / 1

Circuit	Orritor	Signed	 Chief Timekeeper	Organising Club	Cookstown & District MCC
Length(miles)	2.1000	Issued At:			
Weather					
Track					

KDM HIRE COOKSTOWN 100

SUPERBIKE

Orritor 2.100 miles


R2: The Royal Hotel Open B

25/04/2015 10:55

Race (6 Laps)

RACE 2 - OPEN B

9	57 A	234 B	
8	4 A	126 B	187 C
7	43 A	94 B	38 C
6	143 A	29 B	
5	11 A	23 B	109 C
4	34 A	113 B	40 C
3	5 A		
2	28 A	41 B	115 C
1	16 A POLE POSITION	96 B	24 C



KDM HIRE COOKSTOWN 100

SUPERBIKE

Orritor 2.100 miles


R15: KDM Hire Cookstown 100 B

25/04/2015 16:45

Race (6 Laps)

RACE 15 - COOKSTOWN 100 B

7	234 A	20 B		C
6	749 A	57 B		
5	29 A	43 B	94 C	
4	109 A	80 B	143 C	B
3	23 A			
2	34 A	40 B	11 C	
1	28 A POLE POSITION	115 B	68 C	A



Promoted by Cookstown and District Motorcycle Club (Road Racing)

Orbits

Provisional result to be confirmed by the Stewards of the Meeting subject to the completion of technical inspections and the time limit for protests.

MCUI (Ulster Centre) Timing @ www.elaps-timing.com

www.mylaps.com

Licensed to: MCUI

KDM HIRE COOKSTOWN 100

SUPERBIKE

Race 2 - The Royal Hotel Open B

Saturday, 25 April 2015




Pos	Class	No	Name	Machine / Sponsor	Gp	Lap	Total Time	Behind	Speed	-----Best Lap-----		
										Time	Speed	On
Race Classification												
1	SBKR	28	Paul GARTLAND	Kawasaki	a	4	6:15.473		80.538	1:32.437	81.785	2
2	SBKR	41	Ben REA	Suzuki 600 - Rea Racing	a	4	6:15.530	0.057	80.526	1:32.217	81.981	4
3	SBKR	23	Michal DOKOUPIL	Yamaha 600 - Das Trans	b	4	6:15.644	0.171	80.502	1:31.885	82.277	3
4	SBKR	24	Graham KENNEDY	Yamaha 600 - Patsy Kennedy	a	4	6:15.807	0.334	80.467	1:31.982	82.190	4
5	SBKR	5	Thomas MAXWELL	Yamaha 600	a	4	6:16.242	0.769	80.374	1:32.121	82.066	2
6	SBKR	11	Dominic HERBERTSON	Honda	b	4	6:22.339	6.866	79.092	1:32.850	81.422	3
7	SBKR	40	Sandor BITTER	BMW - T&R Motorsport	b	4	6:22.398	6.925	79.080	1:32.903	81.375	3
8	SBKR	29	Richard McLOUGHLIN	Honda 600	b	4	6:22.685	7.212	79.021	1:32.756	81.504	3
9	SBKR	143	Joe NEWBOULD	Kawasaki 600	b	4	6:23.716	8.243	78.808	1:32.860	81.413	3
10	SBKR	113	Seanie SMITH	Suzuki 750	b	4	6:27.218	11.745	78.096	1:34.794	79.752	3
11	SBKR	115	Damian HORAN	Suzuki 750 - Horan Wood Flooring	a	4	6:27.521	12.048	78.034	1:35.645	79.042	2
12	SBKR	43	Stephen DEGNAN	Kawasaki	c	4	6:27.716	12.243	77.995	1:35.226	79.390	4
13	SBKR	109	Neil KERNOHAN	Yamaha 600 - Logan Racing	b	4	6:28.005	12.532	77.937	1:34.781	79.763	2
14	SBKR	4	Andrew SELLARS	Honda	c	4	6:33.087	17.614	76.930	1:35.228	79.388	4
15	SBKR	94	Michael HOFMANN	Yamaha	c	4	6:39.914	24.441	75.616	1:37.671	77.403	4
16	SBKR	126	Christopher WATSON	Kawasaki 600	c	4	6:40.901	25.428	75.430	1:37.859	77.254	2
17	SBKR	38	Derek WILKIE	Triumph 675	c	4	6:41.862	26.389	75.250	1:37.950	77.182	4
18	SBKR	187	Trevor MATTHEWSON	Suzuki 750 - Strangford Holiday Park	c	4	6:45.875	30.402	74.506	1:38.932	76.416	3
19	SBKR	234	Scott PREECE	Honda	c	4	6:49.559	34.086	73.836	1:39.655	75.862	4
20	SBKR	57	Adrian LOGUE	Suzuki 600	c	4	7:16.602	1:01.129	69.262	1:46.816	70.776	3

Fastest Lap

SBKR	23	Michal DOKOUPIL	1:31.885	82.277	3
------	----	-----------------	----------	--------	---

Provisional result to be confirmed by the Stewards of the Meeting subject to completion of technical inspections & the time limit for protests

Page 1 / 1

Circuit	Orritor	Signed		Organising Club	Cookstown & District MCC
Length(miles)	2.1000		Chief Timekeeper	Race Started	00:00
Weather	Sunny	Issued At:	14:14	Gp Time Diff - b 15.02 / c 29.82	
Track	Dry				


KDM HIRE COOKSTOWN 100

SUPERBIKE

Race 2 - The Royal Hotel Open B

Saturday, 25 April 2015

DETAILED RESULT



Race Classification

1 28 Paul GARTLAND

Total Time **6:15.473** Avg Speed **80.538** Behind
Best Time **1:32.437** Best Speed **81.785** On **2** Gp **a**

Lap	Elapsed Time	Lap Time	Lap Speed
1	1:36.740	1:36.740	78.148
2	3:09.177	1:32.437	81.785
3	4:42.668	1:33.491	80.863
4	6:15.473	1:32.805	81.461

2 41 Ben REA

Total Time **6:15.530** Avg Speed **80.526** Behind **0.057**
Best Time **1:32.217** Best Speed **81.981** On **4** Gp **a**

Lap	Elapsed Time	Lap Time	Lap Speed
1	1:37.792	1:37.792	77.307
2	3:10.160	1:32.368	81.847
3	4:43.313	1:33.153	81.157
4	6:15.530	1:32.217	81.981

3 23 Michal DOKOUPIL

Total Time **6:15.644** Avg Speed **80.502** Behind **0.171**
Best Time **1:31.885** Best Speed **82.277** On **3** Gp **b**

Lap	Elapsed Time	Lap Time	Lap Speed
1	1:54.658	1:54.658	65.935
2	3:26.626	1:31.968	82.203
3	4:58.511	1:31.885	82.277
4	6:30.664	1:32.153	82.037

4 24 Graham KENNEDY

Total Time **6:15.807** Avg Speed **80.467** Behind **0.334**
Best Time **1:31.982** Best Speed **82.190** On **4** Gp **a**

Lap	Elapsed Time	Lap Time	Lap Speed
1	1:37.965	1:37.965	77.170
2	3:10.715	1:32.750	81.509
3	4:43.825	1:33.110	81.194
4	6:15.807	1:31.982	82.190

5 5 Thomas MAXWELL

Total Time **6:16.242** Avg Speed **80.374** Behind **0.769**
Best Time **1:32.121** Best Speed **82.066** On **2** Gp **a**

Lap	Elapsed Time	Lap Time	Lap Speed
1	1:38.376	1:38.376	76.848
2	3:10.497	1:32.121	82.066
3	4:43.641	1:33.144	81.165
4	6:16.242	1:32.601	81.641

Race Classification

6 11 Dominic HERBERTSON

Total Time **6:22.339** Avg Speed **79.092** Behind **6.866**
Best Time **1:32.850** Best Speed **81.422** On **3** Gp **b**

Lap	Elapsed Time	Lap Time	Lap Speed
1	1:56.609	1:56.609	64.832
2	3:30.333	1:33.724	80.662
3	5:03.183	1:32.850	81.422
4	6:37.359	1:34.176	80.275

7 40 Sandor BITTER

Total Time **6:22.398** Avg Speed **79.080** Behind **6.925**
Best Time **1:32.903** Best Speed **81.375** On **3** Gp **b**

Lap	Elapsed Time	Lap Time	Lap Speed
1	1:56.678	1:56.678	64.794
2	3:30.445	1:33.767	80.625
3	5:03.348	1:32.903	81.375
4	6:37.418	1:34.070	80.366

8 29 Richard McLOUGHLIN

Total Time **6:22.685** Avg Speed **79.021** Behind **7.212**
Best Time **1:32.756** Best Speed **81.504** On **3** Gp **b**

Lap	Elapsed Time	Lap Time	Lap Speed
1	1:57.031	1:57.031	64.598
2	3:31.274	1:34.243	80.218
3	5:04.030	1:32.756	81.504
4	6:37.705	1:33.675	80.705

9 143 Joe NEWBOULD

Total Time **6:23.716** Avg Speed **78.808** Behind **8.243**
Best Time **1:32.860** Best Speed **81.413** On **3** Gp **b**

Lap	Elapsed Time	Lap Time	Lap Speed
1	1:57.365	1:57.365	64.414
2	3:32.278	1:34.913	79.652
3	5:05.138	1:32.860	81.413
4	6:38.736	1:33.598	80.771

10 113 Seanie SMITH

Total Time **6:27.218** Avg Speed **78.096** Behind **11.745**
Best Time **1:34.794** Best Speed **79.752** On **3** Gp **b**

Lap	Elapsed Time	Lap Time	Lap Speed
1	1:56.178	1:56.178	65.073
2	3:32.094	1:35.916	78.819
3	5:06.888	1:34.794	79.752
4	6:42.238	1:35.350	79.287


KDM HIRE COOKSTOWN 100

SUPERBIKE

Race 2 - The Royal Hotel Open B

Saturday, 25 April 2015

DETAILED RESULT



Race Classification

11 115 Damian HORAN

Total Time **6:27.521** Avg Speed **78.034** Behind **12.048**

Best Time **1:35.645** Best Speed **79.042** On **2** Gp **a**

Lap	Elapsed Time	Lap Time	Lap Speed
1	1:39.790	1:39.790	75.759
2	3:15.435	1:35.645	79.042
3	4:51.358	1:35.923	78.813
4	6:27.521	1:36.163	78.617

12 43 Stephen DEGNAN

Total Time **6:27.716** Avg Speed **77.995** Behind **12.243**

Best Time **1:35.226** Best Speed **79.390** On **4** Gp **c**

Lap	Elapsed Time	Lap Time	Lap Speed
1	2:11.471	2:11.471	57.503
2	3:46.975	1:35.504	79.159
3	5:22.310	1:35.335	79.299
4	6:57.536	1:35.226	79.390

13 109 Neil KERNOHAN

Total Time **6:28.005** Avg Speed **77.937** Behind **12.532**

Best Time **1:34.781** Best Speed **79.763** On **2** Gp **b**

Lap	Elapsed Time	Lap Time	Lap Speed
1	1:57.997	1:57.997	64.069
2	3:32.778	1:34.781	79.763
3	5:07.683	1:34.905	79.659
4	6:43.025	1:35.342	79.293

14 4 Andrew SELLARS

Total Time **6:33.087** Avg Speed **76.930** Behind **17.614**

Best Time **1:35.228** Best Speed **79.388** On **4** Gp **c**

Lap	Elapsed Time	Lap Time	Lap Speed
1	2:14.786	2:14.786	56.089
2	3:51.632	1:36.846	78.062
3	5:27.679	1:36.047	78.711
4	7:02.907	1:35.228	79.388

15 94 Michael HOFMANN

Total Time **6:39.914** Avg Speed **75.616** Behind **24.441**

Best Time **1:37.671** Best Speed **77.403** On **4** Gp **c**

Lap	Elapsed Time	Lap Time	Lap Speed
1	2:15.193	2:15.193	55.920
2	3:53.577	1:38.384	76.842
3	5:32.063	1:38.486	76.762
4	7:09.734	1:37.671	77.403

Race Classification

16 126 Christopher WATSON

Total Time **6:40.901** Avg Speed **75.430** Behind **25.428**

Best Time **1:37.859** Best Speed **77.254** On **2** Gp **c**

Lap	Elapsed Time	Lap Time	Lap Speed
1	2:16.286	2:16.286	55.472
2	3:54.145	1:37.859	77.254
3	5:32.629	1:38.484	76.764
4	7:10.721	1:38.092	77.071

17 38 Derek WILKIE

Total Time **6:41.862** Avg Speed **75.250** Behind **26.389**

Best Time **1:37.950** Best Speed **77.182** On **4** Gp **c**

Lap	Elapsed Time	Lap Time	Lap Speed
1	2:15.999	2:15.999	55.589
2	3:55.122	1:39.123	76.269
3	5:33.732	1:38.610	76.666
4	7:11.682	1:37.950	77.182

18 187 Trevor MATTHEWSON

Total Time **6:45.875** Avg Speed **74.506** Behind **30.402**

Best Time **1:38.932** Best Speed **76.416** On **3** Gp **c**

Lap	Elapsed Time	Lap Time	Lap Speed
1	2:17.366	2:17.366	55.035
2	3:57.407	1:40.041	75.569
3	5:36.339	1:38.932	76.416
4	7:15.695	1:39.356	76.090

19 234 Scott PREECE

Total Time **6:49.559** Avg Speed **73.836** Behind **34.086**

Best Time **1:39.655** Best Speed **75.862** On **4** Gp **c**

Lap	Elapsed Time	Lap Time	Lap Speed
1	2:18.648	2:18.648	54.527
2	3:59.169	1:40.521	75.208
3	5:39.724	1:40.555	75.183
4	7:19.379	1:39.655	75.862

20 57 Adrian LOGUE

Total Time **7:16.602** Avg Speed **69.262** Behind **1:01.129**

Best Time **1:46.816** Best Speed **70.776** On **3** Gp **c**

Lap	Elapsed Time	Lap Time	Lap Speed
1	2:24.370	2:24.370	52.365
2	4:11.626	1:47.256	70.486
3	5:58.442	1:46.816	70.776
4	7:46.422	1:47.980	70.013

KDM HIRE COOKSTOWN 100

SUPERBIKE

Race 2 - The Royal Hotel Open B

LAP CHART

**1**

No	Name	Gp	Time of Day	Lap Time
28	Paul GARTLAND	a	14:02:59.355	1:36.740
41	Ben REA	a	14:03:00.407	1:37.792
24	Graham KENNEDY	a	14:03:00.580	1:37.965
5	Thomas MAXWELL	a	14:03:00.991	1:38.376
115	Damian HORAN	a	14:03:02.405	1:39.790
23	Michal DOKOUPIL	a	14:03:17.273	1:54.658
113	Seanie SMITH	a	14:03:18.793	1:56.178
11	Dominic HERBERTSON	a	14:03:19.224	1:56.609
40	Sandor BITTER	a	14:03:19.293	1:56.678
29	Richard McLOUGHLIN	a	14:03:19.646	1:57.031
143	Joe NEWBOULD	a	14:03:19.980	1:57.365
109	Neil KERNOHAN	a	14:03:20.612	1:57.997
43	Stephen DEGNAN	a	14:03:34.086	2:11.471
4	Andrew SELLARS	a	14:03:37.401	2:14.786
94	Michael HOFMANN	a	14:03:37.808	2:15.193
38	Derek WILKIE	a	14:03:38.614	2:15.999
126	Christopher WATSON	a	14:03:38.901	2:16.286
187	Trevor MATTHEWSON	a	14:03:39.981	2:17.366
234	Scott PREECE	a	14:03:41.263	2:18.648
57	Adrian LOGUE	a	14:03:46.985	2:24.370

2

No	Name	Gp	Time of Day	Lap Time
28	Paul GARTLAND	a	14:04:31.792	1:32.437
41	Ben REA	a	14:04:32.775	1:32.368
5	Thomas MAXWELL	a	14:04:33.112	1:32.121
24	Graham KENNEDY	a	14:04:33.330	1:32.750
115	Damian HORAN	a	14:04:38.050	1:35.645
23	Michal DOKOUPIL	a	14:04:49.241	1:31.968
11	Dominic HERBERTSON	a	14:04:52.948	1:33.724
40	Sandor BITTER	a	14:04:53.060	1:33.767
29	Richard McLOUGHLIN	a	14:04:53.889	1:34.243
113	Seanie SMITH	a	14:04:54.709	1:35.916
143	Joe NEWBOULD	a	14:04:54.893	1:34.913
109	Neil KERNOHAN	a	14:04:55.393	1:34.781
43	Stephen DEGNAN	a	14:05:09.590	1:35.504
4	Andrew SELLARS	a	14:05:14.247	1:36.846
94	Michael HOFMANN	a	14:05:16.192	1:38.384
126	Christopher WATSON	a	14:05:16.760	1:37.859
38	Derek WILKIE	a	14:05:17.737	1:39.123
187	Trevor MATTHEWSON	a	14:05:20.022	1:40.041
234	Scott PREECE	a	14:05:21.784	1:40.521
57	Adrian LOGUE	a	14:05:34.241	1:47.256

3

No	Name	Gp	Time of Day	Lap Time
28	Paul GARTLAND	a	14:06:05.283	1:33.491
41	Ben REA	a	14:06:05.928	1:33.153
5	Thomas MAXWELL	a	14:06:06.256	1:33.144
24	Graham KENNEDY	a	14:06:06.440	1:33.110
115	Damian HORAN	a	14:06:13.973	1:35.923
23	Michal DOKOUPIL	a	14:06:21.126	1:31.885
11	Dominic HERBERTSON	a	14:06:25.798	1:32.850
40	Sandor BITTER	a	14:06:25.963	1:32.903
29	Richard McLOUGHLIN	a	14:06:26.645	1:32.756
143	Joe NEWBOULD	a	14:06:27.753	1:32.860
113	Seanie SMITH	a	14:06:29.503	1:34.794
109	Neil KERNOHAN	a	14:06:30.298	1:34.905
43	Stephen DEGNAN	a	14:06:44.925	1:35.335
4	Andrew SELLARS	a	14:06:50.294	1:36.047
94	Michael HOFMANN	a	14:06:54.678	1:38.486
126	Christopher WATSON	a	14:06:55.244	1:38.484
38	Derek WILKIE	a	14:06:56.347	1:38.610
187	Trevor MATTHEWSON	a	14:06:58.954	1:38.932
234	Scott PREECE	a	14:07:02.339	1:40.555
57	Adrian LOGUE	a	14:07:21.057	1:46.816

4

No	Name	Gp	Time of Day	Lap Time
28	Paul GARTLAND	a	14:07:38.088	1:32.805
41	Ben REA	a	14:07:38.145	1:32.217
24	Graham KENNEDY	a	14:07:38.422	1:31.982
5	Thomas MAXWELL	a	14:07:38.857	1:32.601
115	Damian HORAN	a	14:07:50.136	1:36.163
23	Michal DOKOUPIL	a	14:07:53.279	1:32.153
11	Dominic HERBERTSON	a	14:07:59.974	1:34.176
40	Sandor BITTER	a	14:08:00.033	1:34.070
29	Richard McLOUGHLIN	a	14:08:00.320	1:33.675
143	Joe NEWBOULD	a	14:08:01.351	1:33.598
113	Seanie SMITH	a	14:08:04.853	1:35.350
109	Neil KERNOHAN	a	14:08:05.640	1:35.342
43	Stephen DEGNAN	a	14:08:20.151	1:35.226
4	Andrew SELLARS	a	14:08:25.522	1:35.228
94	Michael HOFMANN	a	14:08:32.349	1:37.671
126	Christopher WATSON	a	14:08:33.336	1:38.092
38	Derek WILKIE	a	14:08:34.297	1:37.950
187	Trevor MATTHEWSON	a	14:08:38.310	1:39.356
234	Scott PREECE	a	14:08:41.994	1:39.655
57	Adrian LOGUE	a	14:09:09.037	1:47.980

KDM HIRE COOKSTOWN 100

SUPERBIKE

Race 15 - KDM Hire Cookstown 100 B

Saturday, 25 April 2015




Pos	Class	No	Name	Machine / Sponsor	Gp	Lap	Total Time	Behind	Speed	-----Best Lap-----		
										Time	Speed	On
Race Classification												
1	SBKR	143	Joe NEWBOULD	Kawasaki 600	b	5	7:49.905		80.442	1:31.649	82.489	3
2	SBKR	28	Paul GARTLAND	Suzuki 750	a	5	7:53.232	3.327	79.876	1:32.745	81.514	2
3	SBKR	23	Michal DOKOUPIL	Yamaha 600 - Das Trans	a	5	7:56.838	6.933	79.272	1:33.665	80.713	3
4	SBKR	11	Dominic HERBERTSON	Honda	a	5	7:58.013	8.108	79.077	1:32.988	81.301	5
5	SBKR	40	Sandor BITTER	BMW - T&R Motorsport	a	5	7:58.117	8.212	79.060	1:32.338	81.873	5
6	SBKR	29	Richard McLOUGHLIN	Honda 600	b	5	7:58.912	9.007	78.929	1:34.196	80.258	2
7	SBKR	93	Paul CRANSTON	Honda 600 - Loughrin	a	5	7:59.118	9.213	78.895	1:32.839	81.431	5
8	SBKR	115	Damian HORAN	Suzuki 750 - Horan Wood Flooring	a	5	8:01.235	11.330	78.548	1:35.232	79.385	2
9	SBKR	109	Neil KERNOHAN	Yamaha 600 - Logan Racing	b	5	8:02.628	12.723	78.321	1:34.157	80.291	2
10	SBKR	68	Gareth EVANS	Suzuki 600 - Joe Evans Garage	a	5	8:06.623	16.718	77.678	1:35.648	79.040	3
11	SBKR	80	Phill ARCHER	Yamaha 600	b	5	8:07.711	17.806	77.505	1:35.671	79.021	4
12	SBKR	94	Michael HOFMANN	Yamaha	b	5	8:11.029	21.124	76.981	1:35.873	78.854	5
13	SBKR	4	Andrew SELLARS	Honda	c	5	8:11.362	21.457	76.929	1:35.293	79.334	5

Fastest Lap

SBKR	143	Joe NEWBOULD	1:31.649	82.489	3
------	-----	--------------	----------	--------	---

Provisional result to be confirmed by the Stewards of the Meeting subject to completion of technical inspections & the time limit for protests

Page 1 / 1

Circuit	Orritor	Signed		Organising Club	Cookstown & District MCC
Length(miles)	2.1000		Chief Timekeeper	Race Started	00:00
Weather	Sunny	Issued At:	18:28	Gp Time Diff - b	12.91
Track	Dry				




KDM HIRE COOKSTOWN 100

SUPERBIKE

Race 15 - KDM Hire Cookstown 100 B

Saturday, 25 April 2015

DETAILED RESULT



Race Classification

1 143 Joe NEWBOULD

Total Time **7:49.905** Avg Speed **80.442** Behind
Best Time **1:31.649** Best Speed **82.489** On **3** Gp **b**

Lap	Elapsed Time	Lap Time	Lap Speed
1	1:52.459	1:52.459	67.224
2	3:25.467	1:33.008	81.283
3	4:57.116	1:31.649	82.489
4	6:30.080	1:32.964	81.322
5	8:02.815	1:32.735	81.523

2 28 Paul GARTLAND

Total Time **7:53.232** Avg Speed **79.876** Behind **3.327**
Best Time **1:32.745** Best Speed **81.514** On **2** Gp **a**

Lap	Elapsed Time	Lap Time	Lap Speed
1	1:36.850	1:36.850	78.059
2	3:09.595	1:32.745	81.514
3	4:43.096	1:33.501	80.855
4	6:17.665	1:34.569	79.942
5	7:53.232	1:35.567	79.107

3 23 Michal DOKOUPIL

Total Time **7:56.838** Avg Speed **79.272** Behind **6.933**
Best Time **1:33.665** Best Speed **80.713** On **3** Gp **a**

Lap	Elapsed Time	Lap Time	Lap Speed
1	1:40.117	1:40.117	75.512
2	3:14.045	1:33.928	80.487
3	4:47.710	1:33.665	80.713
4	6:22.771	1:35.061	79.528
5	7:56.838	1:34.067	80.368

4 11 Dominic HERBERTSON

Total Time **7:58.013** Avg Speed **79.077** Behind **8.108**
Best Time **1:32.988** Best Speed **81.301** On **5** Gp **a**

Lap	Elapsed Time	Lap Time	Lap Speed
1	1:41.383	1:41.383	74.569
2	3:16.159	1:34.776	79.767
3	4:50.001	1:33.842	80.561
4	6:25.025	1:35.024	79.559
5	7:58.013	1:32.988	81.301

Race Classification

5 40 Sandor BITTER

Total Time **7:58.117** Avg Speed **79.060** Behind **8.212**
Best Time **1:32.338** Best Speed **81.873** On **5** Gp **a**

Lap	Elapsed Time	Lap Time	Lap Speed
1	1:40.977	1:40.977	74.869
2	3:14.515	1:33.538	80.823
3	4:49.663	1:35.148	79.455
4	6:25.779	1:36.116	78.655
5	7:58.117	1:32.338	81.873

6 29 Richard McLOUGHLIN

Total Time **7:58.912** Avg Speed **78.929** Behind **9.007**
Best Time **1:34.196** Best Speed **80.258** On **2** Gp **b**

Lap	Elapsed Time	Lap Time	Lap Speed
1	1:52.237	1:52.237	67.357
2	3:26.433	1:34.196	80.258
3	5:01.834	1:35.401	79.244
4	6:36.871	1:35.037	79.548
5	8:11.822	1:34.951	79.620

7 93 Paul CRANSTON

Total Time **7:59.118** Avg Speed **78.895** Behind **9.213**
Best Time **1:32.839** Best Speed **81.431** On **5** Gp **a**

Lap	Elapsed Time	Lap Time	Lap Speed
1	1:54.849	1:54.849	65.826
2	3:27.937	1:33.088	81.213
3	5:03.886	1:35.949	78.792
4	6:39.189	1:35.303	79.326
5	8:12.028	1:32.839	81.431

8 115 Damian HORAN

Total Time **8:01.235** Avg Speed **78.548** Behind **11.330**
Best Time **1:35.232** Best Speed **79.385** On **2** Gp **a**

Lap	Elapsed Time	Lap Time	Lap Speed
1	1:38.629	1:38.629	76.651
2	3:13.861	1:35.232	79.385
3	4:49.490	1:35.629	79.056
4	6:25.590	1:36.100	78.668
5	8:01.235	1:35.645	79.042


KDM HIRE COOKSTOWN 100

SUPERBIKE

Race 15 - KDM Hire Cookstown 100 B

Saturday, 25 April 2015

DETAILED RESULT



Race Classification

9 109 Neil KERNOHAN

Total Time **8:02.628** Avg Speed **78.321** Behind **12.723**
Best Time **1:34.157** Best Speed **80.291** On **2** Gp **b**

Lap	Elapsed Time	Lap Time	Lap Speed
1	1:53.574	1:53.574	66.565
2	3:27.731	1:34.157	80.291
3	5:03.671	1:35.940	78.799
4	6:38.999	1:35.328	79.305
5	8:15.538	1:36.539	78.310

Race Classification

13 4 Andrew SELLARS

Total Time **8:11.362** Avg Speed **76.929** Behind **21.457**
Best Time **1:35.293** Best Speed **79.334** On **5** Gp **c**

Lap	Elapsed Time	Lap Time	Lap Speed
1	1:58.282	1:58.282	63.915
2	3:34.704	1:36.422	78.405
3	5:12.439	1:37.735	77.352
4	6:48.979	1:36.540	78.310
5	8:24.272	1:35.293	79.334

10 68 Gareth EVANS

Total Time **8:06.623** Avg Speed **77.678** Behind **16.718**
Best Time **1:35.648** Best Speed **79.040** On **3** Gp **a**

Lap	Elapsed Time	Lap Time	Lap Speed
1	1:40.583	1:40.583	75.162
2	3:16.904	1:36.321	78.488
3	4:52.552	1:35.648	79.040
4	6:29.628	1:37.076	77.877
5	8:06.623	1:36.995	77.942

11 80 Phill ARCHER

Total Time **8:07.711** Avg Speed **77.505** Behind **17.806**
Best Time **1:35.671** Best Speed **79.021** On **4** Gp **b**

Lap	Elapsed Time	Lap Time	Lap Speed
1	1:56.597	1:56.597	64.839
2	3:32.535	1:35.938	78.801
3	5:08.850	1:36.315	78.492
4	6:44.521	1:35.671	79.021
5	8:20.621	1:36.100	78.668

12 94 Michael HOFMANN

Total Time **8:11.029** Avg Speed **76.981** Behind **21.124**
Best Time **1:35.873** Best Speed **78.854** On **5** Gp **b**

Lap	Elapsed Time	Lap Time	Lap Speed
1	1:56.387	1:56.387	64.956
2	3:34.192	1:37.805	77.297
3	5:11.290	1:37.098	77.859
4	6:48.066	1:36.776	78.119
5	8:23.939	1:35.873	78.854

KDM HIRE COOKSTOWN 100

SUPERBIKE

Race 15 - KDM Hire Cookstown 100 B

LAP CHART

**1**

No	Name	Gp	Time of Day	Lap Time
28	Paul GARTLAND	a	18:16:39.566	1:36.850
115	Damian HORAN	a	18:16:41.345	1:38.629
23	Michal DOKOUPIL	a	18:16:42.833	1:40.117
68	Gareth EVANS	a	18:16:43.299	1:40.583
40	Sandor BITTER	a	18:16:43.693	1:40.977
11	Dominic HERBERTSON	a	18:16:44.099	1:41.383
29	Richard McLOUGHLIN	a	18:16:54.953	1:52.237
143	Joe NEWBOULD	a	18:16:55.175	1:52.459
109	Neil KERNOHAN	a	18:16:56.290	1:53.574
93	Paul CRANSTON	a	18:16:57.565	1:54.849
94	Michael HOFMANN	a	18:16:59.103	1:56.387
80	Phill ARCHER	a	18:16:59.313	1:56.597
4	Andrew SELLARS	a	18:17:00.998	1:58.282

2

No	Name	Gp	Time of Day	Lap Time
28	Paul GARTLAND	a	18:18:12.311	1:32.745
115	Damian HORAN	a	18:18:16.577	1:35.232
23	Michal DOKOUPIL	a	18:18:16.761	1:33.928
40	Sandor BITTER	a	18:18:17.231	1:33.538
11	Dominic HERBERTSON	a	18:18:18.875	1:34.776
68	Gareth EVANS	a	18:18:19.620	1:36.321
143	Joe NEWBOULD	a	18:18:28.183	1:33.008
29	Richard McLOUGHLIN	a	18:18:29.149	1:34.196
109	Neil KERNOHAN	a	18:18:30.447	1:34.157
93	Paul CRANSTON	a	18:18:30.653	1:33.088
80	Phill ARCHER	a	18:18:35.251	1:35.938
94	Michael HOFMANN	a	18:18:36.908	1:37.805
4	Andrew SELLARS	a	18:18:37.420	1:36.422

3

No	Name	Gp	Time of Day	Lap Time
28	Paul GARTLAND	a	18:19:45.812	1:33.501
23	Michal DOKOUPIL	a	18:19:50.426	1:33.665
115	Damian HORAN	a	18:19:52.206	1:35.629
40	Sandor BITTER	a	18:19:52.379	1:35.148
11	Dominic HERBERTSON	a	18:19:52.717	1:33.842
68	Gareth EVANS	a	18:19:55.268	1:35.648
143	Joe NEWBOULD	a	18:19:59.832	1:31.649
29	Richard McLOUGHLIN	a	18:20:04.550	1:35.401
109	Neil KERNOHAN	a	18:20:06.387	1:35.940
93	Paul CRANSTON	a	18:20:06.602	1:35.949
80	Phill ARCHER	a	18:20:11.566	1:36.315
94	Michael HOFMANN	a	18:20:14.006	1:37.098
4	Andrew SELLARS	a	18:20:15.155	1:37.735

4

No	Name	Gp	Time of Day	Lap Time
28	Paul GARTLAND	a	18:21:20.381	1:34.569
23	Michal DOKOUPIL	a	18:21:25.487	1:35.061
11	Dominic HERBERTSON	a	18:21:27.741	1:35.024
115	Damian HORAN	a	18:21:28.306	1:36.100
40	Sandor BITTER	a	18:21:28.495	1:36.116
68	Gareth EVANS	a	18:21:32.344	1:37.076
143	Joe NEWBOULD	a	18:21:32.796	1:32.964
29	Richard McLOUGHLIN	a	18:21:39.587	1:35.037
109	Neil KERNOHAN	a	18:21:41.715	1:35.328
93	Paul CRANSTON	a	18:21:41.905	1:35.303
80	Phill ARCHER	a	18:21:47.237	1:35.671
94	Michael HOFMANN	a	18:21:50.782	1:36.776
4	Andrew SELLARS	a	18:21:51.695	1:36.540

5

No	Name	Gp	Time of Day	Lap Time
28	Paul GARTLAND	a	18:22:55.948	1:35.567
23	Michal DOKOUPIL	a	18:22:59.554	1:34.067
11	Dominic HERBERTSON	a	18:23:00.729	1:32.988
40	Sandor BITTER	a	18:23:00.833	1:32.338
115	Damian HORAN	a	18:23:03.951	1:35.645
143	Joe NEWBOULD	a	18:23:05.531	1:32.735
68	Gareth EVANS	a	18:23:09.339	1:36.995
29	Richard McLOUGHLIN	a	18:23:14.538	1:34.951
93	Paul CRANSTON	a	18:23:14.744	1:32.839
109	Neil KERNOHAN	a	18:23:18.254	1:36.539
80	Phill ARCHER	a	18:23:23.337	1:36.100
94	Michael HOFMANN	a	18:23:26.655	1:35.873
4	Andrew SELLARS	a	18:23:26.988	1:35.293