



COOKSTOWN 100

Friday 24th & Saturday 25th April 2015

promoted by Cookstown & District MCC
www.cookstown100.com



BILL EASTWOOD
BUILDING & JOINERY
CONTRACTORS

**& BELFAST HOUSE
SENIOR CLASSIC 500cc / 1000cc**



Comhairle Ceantair
Lár Uladh
Mid Ulster
District Council

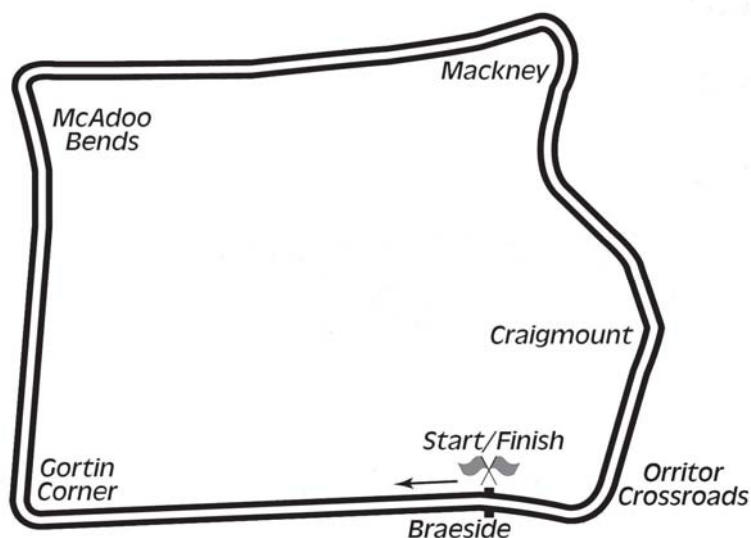


2&4
WHEEL MOTORSPORT
STEERING GROUP LTD.



tourism
northernireland

Orritor Circuit 2.1 miles



LAP RECORDS

Class	Rider	Machine	m	s	mph	Year
125cc	William Dunlop	Honda	1	34.755	79.785	2010
Moto 3	Barry Davidson	Honda 250	1	39.075	76.306	2012
Moto 450	Ryan Farquhar	Kawasaki	1	35.432	79.219	2012
250cc	William Dunlop	Honda	1	29.658	84.320	2009
Supersport 400	Alastair Haworth	Yamaha	1	35.794	78.919	2013
Supertwin	Ryan Farquhar	Kawasaki	1	30.636	83.411	2012
Supersport	Michael Dunlop	Yamaha	1	24.783	89.169	2011
Superbike	Michael Dunlop	Honda	1	22.641	91.480	2013
Senior Support	Gary Robinson	Yamaha 600	1	29.956	84.041	2007
Junior Support	Mark Hanna	Honda 250	1	33.788	80.607	2013
Classic 1000cc	Wattie Brown	Norton 920	1	40.273	75.394	2006
Classic 500cc	Neill McWhirter	Norton	1	41.491	74.489	2010
Classic 350cc	Paul Coward	Honda	1	43.421	73.099	2004
Classic 250cc	Geoff McMullan	Suzuki	1	47.294	70.461	2006

MOST WINS at COOKSTOWN 100

Ryan Farquhar	26	1996 - 12
Ray McCullough	14	1967 - 79
Joey Dunlop	11	1977 - 98
Robert Dunlop	11	1985 - 08
Phillip McCallen	10	1987 - 96
William Dunlop	9	2006 - 13
Courtney Junk	8	1974 - 83
Mervyn Elwood	8	1987 - 97
Michael Dunlop	8	2006 - 14
Noel Hudson	7	1975 - 95
Bill Swallow	7	1987 - 00
Darran Lindsay	7	2000 - 05

MOST WINS AT ALL IRISH ROAD RACE MEETINGS (after Killalane 2014)

1.	Ryan Farquhar	201	1995-14
2.	Joey Dunlop	156	1971-00
3.	Robert Dunlop	135	1980-08
4.	Ray McCullough	109	1960-82
	Phillip McCallen	109	1987-99
6.	William Dunlop	99	2005-14
7.	Michael Dunlop	88	2006-14
8.	Brian Reid	78	1980-94
9.	Darran Lindsay	74	1999-06
10.	James Courtney	66	1992-99

KDM HIRE COOKSTOWN 100

SENIOR CLASSIC 500cc/1000cc

Qualifying

Friday, 24 April 2015




Pos	Class	No	Name	Machine / Sponsor	----- Best Lap -----				
					Time	Behind	Speed	On Lap	
Qualifying Classification									
1	C1000	101	Robert McCRUM	Norton Weslake 950 - ATH	1:48.941		69.395	4	4
2	C1000	60	Jamie O'BRIEN	Weslake 850 - TTS	1:50.242	1.301	68.576	4	4
3	C500	61	Wattie BROWN	Manx Norton 500	1:51.954	3.013	67.528	2	5
4	C500	40	Barry DAVIDSON	Honda 500 - Team Gimbert	1:51.961	3.020	67.524	3	4
5	C1000	12	Richard FORD	Norton 920 - Bob Jackson Racing	1:52.214	3.273	67.371	2	4
6	C500	2	Freddie STEWART	Honda 500	1:55.047	6.106	65.712	2	5
7	C500	4	Billy LYLE	Drixton Honda 500 - Cairnduff	1:55.749	6.808	65.314	2	5
8	C500	20	Gary HUTTON	Seeley Honda 500	1:56.073	7.132	65.131	3	4
9	C500	191	Tony WILLIS	Drixton Honda 500 - Willis Engineering	1:59.272	10.331	63.385	3	4
10	C500	58	John PEMBERTON	Manx Norton 500 - Works Racing M/Cycles	1:59.302	10.361	63.369	2	4
11	C500	9	Sam KINKEAD	Drixton Honda 500 - Crazy Desie	2:00.981	12.040	62.489	2	4
12	C500	36	Davie HASTINGS	Drixton Honda 360	2:02.205	13.264	61.863	2	4
13	C500	18	Thomas HOGG	Honda 351 - Leonard	2:04.762	15.821	60.595	4	4
14	C500	153	Noel BERTRAM	Honda 500	2:07.287	18.346	59.393	4	4
15	C1000	7	Chris McGAHAN	Triumph 850 - Team Miles Snibor	2:12.672	23.731	56.983	3	4
16	C500	77	Ian BOYD	Aermacchi 376	2:12.911	23.970	56.880	2	4
17	C1000	27	Trevor RUFUS	Weslake 850	2:13.584	24.643	56.594	3	4
18	C500	5	Gary JAMISON	Honda 500	2:25.690	36.749	51.891	2	2
19	C1000	34	Trevor STEWART	Honda 580 - Stewart Racing	2:43.804	54.863	46.153	2	3

Nos 7 & 36 Transponder not working

Provisional result to be confirmed by the Stewards of the Meeting subject to completion of technical inspections & the time limit for protests

Page 1 / 1

Circuit	Orritor	Signed		Organising Club	Cookstown & District MCC
Length(miles)	2.1000		Chief Timekeeper		
Weather	Light Rain				
Track	Damp	Issued At:	17:02		

KDM HIRE COOKSTOWN 100

SENIOR CLASSIC 500cc/1000cc

Qualifying

Friday, 24 April 2015

DETAILED RESULT



Qualifying Classification

Position

1 101 Robert McCRUM

C1000 Behind

Best Time **1:48.941** Best Speed **69.395** On **4** Gp

Lap	Elapsed Time	Lap Time	Lap Speed
1	2:32.907	2:32.907	49.442
2	4:23.242	1:50.335	68.519
3	6:13.180	1:49.938	68.766
4	8:02.121	1:48.941	69.395

2 60 Jamie O'BRIEN

C1000 Behind **1.301**

Best Time **1:50.242** Best Speed **68.576** On **4** Gp

Lap	Elapsed Time	Lap Time	Lap Speed
1	2:30.426	2:30.426	50.257
2	4:20.677	1:50.251	68.571
3	6:12.871	1:52.194	67.383
4	8:03.113	1:50.242	68.576

3 61 Wattie BROWN

C500 Behind **3.013**

Best Time **1:51.954** Best Speed **67.528** On **2** Gp

Lap	Elapsed Time	Lap Time	Lap Speed
1	2:21.223	2:21.223	53.532
2	4:13.177	1:51.954	67.528
3	6:08.797	1:55.620	65.387
4	8:07.153	1:58.356	63.875
5	10:11.847	2:04.694	60.628

4 40 Barry DAVIDSON

C500 Behind **3.020**

Best Time **1:51.961** Best Speed **67.524** On **3** Gp

Lap	Elapsed Time	Lap Time	Lap Speed
1	2:42.263	2:42.263	46.591
2	4:36.983	1:54.720	65.900
3	6:28.944	1:51.961	67.524
4	8:21.148	1:52.204	67.377

Qualifying Classification

Position

5 12 Richard FORD

C1000 Behind **3.273**

Best Time **1:52.214** Best Speed **67.371** On **2** Gp

Lap	Elapsed Time	Lap Time	Lap Speed
1	2:26.933	2:26.933	51.452
2	4:19.147	1:52.214	67.371
3	6:20.854	2:01.707	62.116
4	8:38.362	2:17.508	54.979

6 2 Freddie STEWART

C500 Behind **6.106**

Best Time **1:55.047** Best Speed **65.712** On **2** Gp

Lap	Elapsed Time	Lap Time	Lap Speed
1	2:26.745	2:26.745	51.518
2	4:21.792	1:55.047	65.712
3	6:19.570	1:57.778	64.189
4	8:16.881	1:57.311	64.444
5	10:40.638	2:23.757	52.589

7 4 Billy LYLE

C500 Behind **6.808**

Best Time **1:55.749** Best Speed **65.314** On **2** Gp

Lap	Elapsed Time	Lap Time	Lap Speed
1	2:30.169	2:30.169	50.343
2	4:25.918	1:55.749	65.314
3	6:24.597	1:58.679	63.701
4	8:26.398	2:01.801	62.068
5	10:43.210	2:16.812	55.258

8 20 Gary HUTTON

C500 Behind **7.132**

Best Time **1:56.073** Best Speed **65.131** On **3** Gp

Lap	Elapsed Time	Lap Time	Lap Speed
1	2:55.131	2:55.131	43.168
2	4:54.965	1:59.834	63.087
3	6:51.038	1:56.073	65.131
4	8:50.179	1:59.141	63.454

KDM HIRE COOKSTOWN 100

SENIOR CLASSIC 500cc/1000cc

Qualifying

Friday, 24 April 2015

DETAILED RESULT



Qualifying Classification

Position

9 191 Tony WILLIS

C500 Behind 10.331

Best Time 1:59.272 Best Speed 63.385 On 3 Gp

Lap	Elapsed Time	Lap Time	Lap Speed
1	2:42.043	2:42.043	46.654
2	4:43.361	2:01.318	62.316
3	6:42.633	1:59.272	63.385
4	8:42.717	2:00.084	62.956

Qualifying Classification

Position

14 153 Noel BERTRAM

C500 Behind 18.346

Best Time 2:07.287 Best Speed 59.393 On 4 Gp

Lap	Elapsed Time	Lap Time	Lap Speed
1	2:54.995	2:54.995	43.201
2	5:02.733	2:07.738	59.184
3	7:13.591	2:10.858	57.773
4	9:20.878	2:07.287	59.393

10 58 John PEMBERTON

C500 Behind 10.361

Best Time 1:59.302 Best Speed 63.369 On 2 Gp

Lap	Elapsed Time	Lap Time	Lap Speed
1	2:45.371	2:45.371	45.715
2	4:44.673	1:59.302	63.369
3	6:45.836	2:01.163	62.395
4	8:46.289	2:00.453	62.763

15 7 Chris McGAHAN

C1000 Behind 23.731

Best Time 2:12.672 Best Speed 56.983 On 3 Gp

Lap	Elapsed Time	Lap Time	Lap Speed
1	3:01.215	3:01.215	41.718
2	5:18.790	2:17.575	54.952
3	7:31.462	2:12.672	56.983
4	9:45.268	2:13.806	56.500

11 9 Sam KINKEAD

C500 Behind 12.040

Best Time 2:00.981 Best Speed 62.489 On 2 Gp

Lap	Elapsed Time	Lap Time	Lap Speed
1	2:35.569	2:35.569	48.596
2	4:36.550	2:00.981	62.489
3	6:40.522	2:03.972	60.982
4	8:46.187	2:05.665	60.160

16 77 Ian BOYD

C500 Behind 23.970

Best Time 2:12.911 Best Speed 56.880 On 2 Gp

Lap	Elapsed Time	Lap Time	Lap Speed
1	2:48.833	2:48.833	44.778
2	5:01.744	2:12.911	56.880
3	7:15.708	2:13.964	56.433
4	9:34.999	2:19.291	54.275

12 36 Davie HASTINGS

C500 Behind 13.264

Best Time 2:02.205 Best Speed 61.863 On 2 Gp

Lap	Elapsed Time	Lap Time	Lap Speed
1	2:52.217	2:52.217	43.898
2	4:54.422	2:02.205	61.863
3	6:58.071	2:03.649	61.141
4	9:04.073	2:06.002	59.999

17 27 Trevor RUFUS

C1000 Behind 24.643

Best Time 2:13.584 Best Speed 56.594 On 3 Gp

Lap	Elapsed Time	Lap Time	Lap Speed
1	3:01.911	3:01.911	41.559
2	5:16.614	2:14.703	56.123
3	7:30.198	2:13.584	56.594
4	9:49.801	2:19.603	54.154

13 18 Thomas HOGG

C500 Behind 15.821

Best Time 2:04.762 Best Speed 60.595 On 4 Gp

Lap	Elapsed Time	Lap Time	Lap Speed
1	2:55.653	2:55.653	43.039
2	5:02.037	2:06.384	59.818
3	7:09.454	2:07.417	59.333
4	9:14.216	2:04.762	60.595

18 5 Gary JAMISON

C500 Behind 36.749

Best Time 2:25.690 Best Speed 51.891 On 2 Gp

Lap	Elapsed Time	Lap Time	Lap Speed
1	3:15.539	3:15.539	38.662
2	5:41.229	2:25.690	51.891

KDM HIRE COOKSTOWN 100

SENIOR CLASSIC 500cc/1000cc

Qualifying

Friday, 24 April 2015

DETAILED RESULT



Qualifying Classification

Position

19 34 Trevor STEWART

C1000 Behind **54.863**

Best Time **2:43.804** Best Speed **46.153** On **2** Gp

Lap	Elapsed Time	Lap Time	Lap Speed
1	3:14.349	3:14.349	38.899
2	5:58.153	2:43.804	46.153
3	8:42.856	2:44.703	45.901

KDM HIRE COOKSTOWN 100

SENIOR CLASSIC 500cc / 1000cc

Orritor 2.100 miles


R9: Bill Eastwood / Belfast House Senior Classic

25/04/2015 14:15

Race (7 Laps)

RACE 9 - SENIOR CLASSIC

8	34 A		
7	77 A	27 B	5 C
6	153 A	7 B	
5	9 A	36 B	18 C
4	20 A	191 B	58 C
3	4 A		
2	40 A	12 B	2 C
1	101 A POLE POSITION	60 B	61 C



Promoted by Cookstown and District Motorcycle Club (Road Racing)

Orbits

Provisional result to be confirmed by the Stewards of the Meeting subject to the completion of technical inspections and the time limit for protests.

MCUI (Ulster Centre) Timing @ www.elaps-timing.com

www.mylaps.com

Licensed to: MCUI

KDM HIRE COOKSTOWN 100

SENIOR CLASSIC 500cc/1000cc

Race 9 - Belfast House/Bill Eastwood Contracts Race

Saturday, 25 April 2015



Pos	Class	No	Name	Machine / Sponsor	Gp	Lap	Total Time	Behind	Speed	-----Best Lap-----		
										Time	Speed	On

Race Classification

1	C1000	12	Richard FORD	Norton 920 - Bob Jackson Racing	a	5	8:42.433		72.354	1:42.348	73.866	5
2	C500	40	Barry DAVIDSON	Honda 500 - Team Gimbert	a	5	9:00.413	17.980	69.947	1:45.839	71.429	2
3	C500	61	Wattie BROWN	Manx Norton 500	a	5	9:07.926	25.493	68.987	1:46.478	71.001	5
4	C1000	7	Chris McGAHAN	Triumph 850 - Team Miles Snibor	b	5	9:12.529	30.096	68.413	1:48.815	69.476	3
5	C500	2	Freddie STEWART	Honda 500	a	5	9:15.184	32.751	68.086	1:49.413	69.096	5
6	C500	4	Billy LYLE	Drixton Honda 500 - Cairnduff	a	5	9:16.328	33.895	67.946	1:48.836	69.462	5
7	C500	5	Gary JAMISON	Honda 500	c	5	9:18.073	35.640	67.733	1:49.503	69.039	3
8	C500	50	Martin LYONS	Honda 500 - Ewing Racing	c	5	9:24.760	42.327	66.931	1:50.218	68.591	2
9	C500	20	Gary HUTTON	Seeley Honda 500	b	5	9:29.969	47.536	66.319	1:52.265	67.341	2
10	C500	36	Davie HASTINGS	Drixton Honda 360	b	5	9:38.952	56.519	65.290	1:51.583	67.752	2
11	C500	9	Sam KINKEAD	Drixton Honda 500 - Crazy Desie	b	5	9:44.169	1:01.736	64.707	1:54.763	65.875	5
12	C500	18	Thomas HOGG	Honda 351 - Leonard	b	5	9:44.574	1:02.141	64.662	1:54.828	65.838	3
13	C500	153	Noel BERTRAM	Honda 500	b	5	9:53.972	1:11.539	63.639	1:55.432	65.493	5
14	C500	77	Ian BOYD	Aermacchi 376	c	4	8:17.284	1 Lap	60.810	2:01.600	62.171	2

Fastest Lap


C1000	12	Richard FORD	1:42.348	73.866	5
-------	----	--------------	----------	--------	---

Not Classified

DNF	C1000	60	Jamie O'BRIEN	Weslake 850 - TTS	a	1	1:57.694		64.234	1:57.694	64.234	1
-----	-------	----	---------------	-------------------	---	---	----------	--	--------	----------	--------	---

Provisional result to be confirmed by the Stewards of the Meeting subject to completion of technical inspections & the time limit for protests

Page 1 / 1

Circuit	Orritor	Signed		Organising Club	Cookstown & District MCC
Length(miles)	2.1000	Chief Timekeeper		Race Started	00:00
Weather	Bright			Issued At:	12:29
Track	Dry				



MCUI Ulster
Centre Timing
powered by
e-Laps timing software

www.elaps-timing.com




KDM HIRE COOKSTOWN 100

SENIOR CLASSIC 500cc/1000cc

Race 9 - Belfast House/Bill Eastwood Contracts Race

Saturday, 25 April 2015

DETAILED RESULT



Race Classification

1 12 Richard FORD

Total Time **8:42.433** Avg Speed **72.354** Behind
Best Time **1:42.348** Best Speed **73.866** On **5** Gp **a**

Lap	Elapsed Time	Lap Time	Lap Speed
1	1:51.020	1:51.020	68.096
2	3:33.915	1:42.895	73.473
3	5:16.988	1:43.073	73.346
4	7:00.085	1:43.097	73.329
5	8:42.433	1:42.348	73.866

2 40 Barry DAVIDSON

Total Time **9:00.413** Avg Speed **69.947** Behind **17.980**
Best Time **1:45.839** Best Speed **71.429** On **2** Gp **a**

Lap	Elapsed Time	Lap Time	Lap Speed
1	1:53.884	1:53.884	66.383
2	3:39.723	1:45.839	71.429
3	5:25.912	1:46.189	71.194
4	7:13.025	1:47.113	70.580
5	9:00.413	1:47.388	70.399

3 61 Wattie BROWN

Total Time **9:07.926** Avg Speed **68.987** Behind **25.493**
Best Time **1:46.478** Best Speed **71.001** On **5** Gp **a**

Lap	Elapsed Time	Lap Time	Lap Speed
1	1:56.470	1:56.470	64.909
2	3:45.939	1:49.469	69.061
3	5:33.719	1:47.780	70.143
4	7:21.448	1:47.729	70.176
5	9:07.926	1:46.478	71.001

4 7 Chris McGAHAN

Total Time **9:12.529** Avg Speed **68.413** Behind **30.096**
Best Time **1:48.815** Best Speed **69.476** On **3** Gp **b**

Lap	Elapsed Time	Lap Time	Lap Speed
1	2:11.474	2:11.474	57.502
2	4:00.581	1:49.107	69.290
3	5:49.396	1:48.815	69.476
4	7:38.725	1:49.329	69.149
5	9:29.229	1:50.504	68.414

Race Classification

5 2 Freddie STEWART

Total Time **9:15.184** Avg Speed **68.086** Behind **32.751**
Best Time **1:49.413** Best Speed **69.096** On **5** Gp **a**

Lap	Elapsed Time	Lap Time	Lap Speed
1	1:55.875	1:55.875	65.243
2	3:45.781	1:49.906	68.786
3	5:36.179	1:50.398	68.480
4	7:25.771	1:49.592	68.983
5	9:15.184	1:49.413	69.096

6 4 Billy LYLE

Total Time **9:16.328** Avg Speed **67.946** Behind **33.895**
Best Time **1:48.836** Best Speed **69.462** On **5** Gp **a**

Lap	Elapsed Time	Lap Time	Lap Speed
1	1:57.427	1:57.427	64.380
2	3:47.859	1:50.432	68.458
3	5:37.677	1:49.818	68.841
4	7:27.492	1:49.815	68.843
5	9:16.328	1:48.836	69.462

7 5 Gary JAMISON

Total Time **9:18.073** Avg Speed **67.733** Behind **35.640**
Best Time **1:49.503** Best Speed **69.039** On **3** Gp **c**

Lap	Elapsed Time	Lap Time	Lap Speed
1	2:35.437	2:35.437	48.637
2	4:25.375	1:49.938	68.766
3	6:14.878	1:49.503	69.039
4	8:04.625	1:49.747	68.886
5	9:54.423	1:49.798	68.854

8 50 Martin LYONS

Total Time **9:24.760** Avg Speed **66.931** Behind **42.327**
Best Time **1:50.218** Best Speed **68.591** On **2** Gp **c**

Lap	Elapsed Time	Lap Time	Lap Speed
1	2:34.863	2:34.863	48.817
2	4:25.081	1:50.218	68.591
3	6:17.268	1:52.187	67.387
4	8:09.647	1:52.379	67.272
5	10:01.110	1:51.463	67.825


KDM HIRE COOKSTOWN 100

SENIOR CLASSIC 500cc/1000cc

Race 9 - Belfast House/Bill Eastwood Contracts Race

Saturday, 25 April 2015

DETAILED RESULT



Race Classification

9 20 Gary HUTTON

Total Time **9:29.969** Avg Speed **66.319** Behind **47.536**

Best Time **1:52.265** Best Speed **67.341** On **2** Gp **b**

Lap	Elapsed Time	Lap Time	Lap Speed
1	2:13.702	2:13.702	56.544
2	4:05.967	1:52.265	67.341
3	6:00.048	1:54.081	66.269
4	7:53.367	1:53.319	66.714
5	9:46.669	1:53.302	66.724

Race Classification

13 153 Noel BERTRAM

Total Time **9:53.972** Avg Speed **63.639** Behind **1:11.539**

Best Time **1:55.432** Best Speed **65.493** On **5** Gp **b**

Lap	Elapsed Time	Lap Time	Lap Speed
1	2:23.048	2:23.048	52.849
2	4:20.994	1:57.946	64.097
3	6:18.284	1:57.290	64.456
4	8:15.240	1:56.956	64.640
5	10:10.672	1:55.432	65.493

10 36 Davie HASTINGS

Total Time **9:38.952** Avg Speed **65.290** Behind **56.519**

Best Time **1:51.583** Best Speed **67.752** On **2** Gp **b**

Lap	Elapsed Time	Lap Time	Lap Speed
1	2:23.985	2:23.985	52.505
2	4:15.568	1:51.583	67.752
3	6:09.859	1:54.291	66.147
4	8:02.102	1:52.243	67.354
5	9:55.652	1:53.550	66.579

14 77 Ian BOYD

Total Time **8:17.284** Avg Speed **60.810** Behind **1 Lap**

Best Time **2:01.600** Best Speed **62.171** On **2** Gp **c**

Lap	Elapsed Time	Lap Time	Lap Speed
1	2:44.684	2:44.684	45.906
2	4:46.284	2:01.600	62.171
3	6:49.154	2:02.870	61.528
4	8:53.634	2:04.480	60.733

11 9 Sam KINKEAD

Total Time **9:44.169** Avg Speed **64.707** Behind **1:01.736**

Best Time **1:54.763** Best Speed **65.875** On **5** Gp **b**

Lap	Elapsed Time	Lap Time	Lap Speed
1	2:20.249	2:20.249	53.904
2	4:15.040	1:54.791	65.859
3	6:10.541	1:55.501	65.454
4	8:06.106	1:55.565	65.418
5	10:00.869	1:54.763	65.875

Not Classified

DNF 60 Jamie O'BRIEN

Total Time **1:57.694** Avg Speed **64.234** Behind

Best Time **1:57.694** Best Speed **64.234** On **1** Gp **a**

Lap	Elapsed Time	Lap Time	Lap Speed
1	1:57.694	1:57.694	64.234

12 18 Thomas HOGG

Total Time **9:44.574** Avg Speed **64.662** Behind **1:02.141**

Best Time **1:54.828** Best Speed **65.838** On **3** Gp **b**

Lap	Elapsed Time	Lap Time	Lap Speed
1	2:20.893	2:20.893	53.658
2	4:15.988	1:55.095	65.685
3	6:10.816	1:54.828	65.838
4	8:06.269	1:55.453	65.481
5	10:01.274	1:55.005	65.736

KDM HIRE COOKSTOWN 100

SENIOR CLASSIC 500cc/1000cc

Race 9 - Belfast House/Bill Eastwood Contracts Race

LAP CHART



1

No	Name	Gp	Time of Day	Lap Time
12	Richard FORD	a	12:12:29.240	1:51.020
40	Barry DAVIDSON	a	12:12:32.104	1:53.884
2	Freddie STEWART	a	12:12:34.095	1:55.875
61	Wattie BROWN	a	12:12:34.690	1:56.470
4	Billy LYLE	a	12:12:35.647	1:57.427
60	Jamie O'BRIEN	a	12:12:35.914	1:57.694
7	Chris McGAHAN	a	12:12:49.694	2:11.474
20	Gary HUTTON	a	12:12:51.922	2:13.702
9	Sam KINKEAD	a	12:12:58.469	2:20.249
18	Thomas HOGG	a	12:12:59.113	2:20.893
153	Noel BERTRAM	a	12:13:01.268	2:23.048
36	Davie HASTINGS	a	12:13:02.205	2:23.985
50	Martin LYONS	a	12:13:13.083	2:34.863
5	Gary JAMISON	a	12:13:13.657	2:35.437
77	Ian BOYD	a	12:13:22.904	2:44.684

2

No	Name	Gp	Time of Day	Lap Time
12	Richard FORD	a	12:14:12.135	1:42.895
40	Barry DAVIDSON	a	12:14:17.943	1:45.839
2	Freddie STEWART	a	12:14:24.001	1:49.906
61	Wattie BROWN	a	12:14:24.159	1:49.469
4	Billy LYLE	a	12:14:26.079	1:50.432
7	Chris McGAHAN	a	12:14:38.801	1:49.107
20	Gary HUTTON	a	12:14:44.187	1:52.265
9	Sam KINKEAD	a	12:14:53.260	1:54.791
36	Davie HASTINGS	a	12:14:53.788	1:51.583
18	Thomas HOGG	a	12:14:54.208	1:55.095
153	Noel BERTRAM	a	12:14:59.214	1:57.946
50	Martin LYONS	a	12:15:03.301	1:50.218
5	Gary JAMISON	a	12:15:03.595	1:49.938
77	Ian BOYD	a	12:15:24.504	2:01.600

3

No	Name	Gp	Time of Day	Lap Time
12	Richard FORD	a	12:15:55.208	1:43.073
40	Barry DAVIDSON	a	12:16:04.132	1:46.189
61	Wattie BROWN	a	12:16:11.939	1:47.780
2	Freddie STEWART	a	12:16:14.399	1:50.398
4	Billy LYLE	a	12:16:15.897	1:49.818
7	Chris McGAHAN	a	12:16:27.616	1:48.815
20	Gary HUTTON	a	12:16:38.268	1:54.081
36	Davie HASTINGS	a	12:16:48.079	1:54.291
9	Sam KINKEAD	a	12:16:48.761	1:55.501
18	Thomas HOGG	a	12:16:49.036	1:54.828
5	Gary JAMISON	a	12:16:53.098	1:49.503
50	Martin LYONS	a	12:16:55.488	1:52.187
153	Noel BERTRAM	a	12:16:56.504	1:57.290
77	Ian BOYD	a	12:17:27.374	2:02.870

4

No	Name	Gp	Time of Day	Lap Time
12	Richard FORD	a	12:17:38.305	1:43.097
40	Barry DAVIDSON	a	12:17:51.245	1:47.113
61	Wattie BROWN	a	12:17:59.668	1:47.729
2	Freddie STEWART	a	12:18:03.991	1:49.592
4	Billy LYLE	a	12:18:05.712	1:49.815
7	Chris McGAHAN	a	12:18:16.945	1:49.329
20	Gary HUTTON	a	12:18:31.587	1:53.319
36	Davie HASTINGS	a	12:18:40.322	1:52.243
5	Gary JAMISON	a	12:18:42.845	1:49.747
9	Sam KINKEAD	a	12:18:44.326	1:55.565
18	Thomas HOGG	a	12:18:44.489	1:55.453
50	Martin LYONS	a	12:18:47.867	1:52.379
153	Noel BERTRAM	a	12:18:53.460	1:56.956
77	Ian BOYD	a	12:19:31.854	2:04.480

5

No	Name	Gp	Time of Day	Lap Time
12	Richard FORD	a	12:19:20.653	1:42.348
40	Barry DAVIDSON	a	12:19:38.633	1:47.388
61	Wattie BROWN	a	12:19:46.146	1:46.478
2	Freddie STEWART	a	12:19:53.404	1:49.413
4	Billy LYLE	a	12:19:54.548	1:48.836
7	Chris McGAHAN	a	12:20:07.449	1:50.504
20	Gary HUTTON	a	12:20:24.889	1:53.302
5	Gary JAMISON	a	12:20:32.643	1:49.798
36	Davie HASTINGS	a	12:20:33.872	1:53.550
9	Sam KINKEAD	a	12:20:39.089	1:54.763
50	Martin LYONS	a	12:20:39.330	1:51.463
18	Thomas HOGG	a	12:20:39.494	1:55.005
153	Noel BERTRAM	a	12:20:48.892	1:55.432

ROAD RACE - IRISH CLASSIC 1000cc

2015

					#1	
Pos	No.	Name	Total	Diff	Gap	R1
1	12	Richard FORD	25	0	0	25
2	7	Chris McGAHAN	20	5	5	20

Event Legend

#1 24/04/2015 KDM HIRE COOKSTOWN 100

ROAD RACE - IRISH CLASSIC 500cc

2015

					#1	
Pos	No.	Name	Total	Diff	Gap	R1
1	40	Barry DAVIDSON	25	0	0	25
2	61	Wattie BROWN	20	5	5	20
3	2	Freddie STEWART	16	9	4	16
4	4	Billy LYLE	13	12	3	13
5	5	Gary JAMISON	11	14	2	11
6	50	Martin LYONS	10	15	1	10
7	20	Gary HUTTON	9	16	1	9
8	36	Davie HASTINGS	8	17	1	8
9	9	Sam KINKEAD	7	18	1	7
10	18	Thomas HOGG	6	19	1	6
11	153	Noel BERTRAM	5	20	1	5
12	77	Ian BOYD	4	21	1	4

Event Legend

#1 24/04/2015 KDM HIRE COOKSTOWN 100

ROAD RACE - ULSTER CLASSIC 1000cc

2015

					#1	
Pos	No.	Name	Total	Diff	Gap	R1
1	12	Richard FORD	25	0	0	25
2	7	Chris McGAHAN	20	5	5	20

Event Legend

#1 24/04/2015 KDM HIRE COOKSTOWN 100

ROAD RACE - ULSTER CLASSIC 500cc

2015

					#1	
Pos	No.	Name	Total	Diff	Gap	R1
1	40	Barry DAVIDSON	25	0	0	25
2	61	Wattie BROWN	20	5	5	20
3	2	Freddie STEWART	16	9	4	16
4	4	Billy LYLE	13	12	3	13
5	5	Gary JAMISON	11	14	2	11
6	50	Martin LYONS	10	15	1	10
7	20	Gary HUTTON	9	16	1	9
8	36	Davie HASTINGS	8	17	1	8
9	9	Sam KINKEAD	7	18	1	7
10	18	Thomas HOGG	6	19	1	6
11	153	Noel BERTRAM	5	20	1	5
12	77	Ian BOYD	4	21	1	4

Event Legend

#1 24/04/2015 KDM HIRE COOKSTOWN 100