



COOKSTOWN 100

Friday 24th & Saturday 25th April 2015

promoted by Cookstown & District MCC
www.cookstown100.com



JUNIOR CLASSIC 250cc / 350cc



Comhairle Ceantair
Lár Uladh
Mid Ulster
District Council

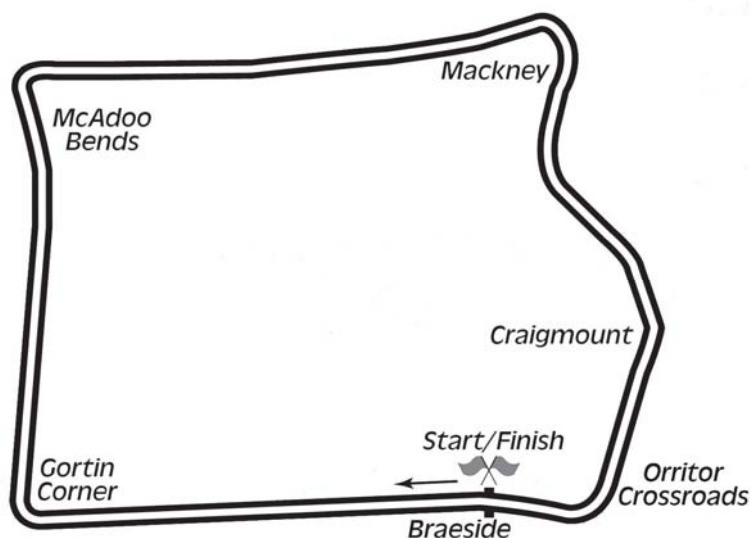


2&4
WHEEL MOTORSPORT
STEERING GROUP LTD.



tourism
northernireland

Orritor Circuit 2.1 miles



LAP RECORDS

Class	Rider	Machine	m	s	mph	Year
125cc	William Dunlop	Honda	1	34.755	79.785	2010
Moto 3	Barry Davidson	Honda 250	1	39.075	76.306	2012
Moto 450	Ryan Farquhar	Kawasaki	1	35.432	79.219	2012
250cc	William Dunlop	Honda	1	29.658	84.320	2009
Supersport 400	Alastair Haworth	Yamaha	1	35.794	78.919	2013
Supertwin	Ryan Farquhar	Kawasaki	1	30.636	83.411	2012
Supersport	Michael Dunlop	Yamaha	1	24.783	89.169	2011
Superbike	Michael Dunlop	Honda	1	22.641	91.480	2013
Senior Support	Gary Robinson	Yamaha 600	1	29.956	84.041	2007
Junior Support	Mark Hanna	Honda 250	1	33.788	80.607	2013
Classic 1000cc	Wattie Brown	Norton 920	1	40.273	75.394	2006
Classic 500cc	Neill McWhirter	Norton	1	41.491	74.489	2010
Classic 350cc	Paul Coward	Honda	1	43.421	73.099	2004
Classic 250cc	Geoff McMullan	Suzuki	1	47.294	70.461	2006

MOST WINS at COOKSTOWN 100

Ryan Farquhar	26	1996 - 12
Ray McCullough	14	1967 - 79
Joey Dunlop	11	1977 - 98
Robert Dunlop	11	1985 - 08
Phillip McCallen	10	1987 - 96
William Dunlop	9	2006 - 13
Courtney Junk	8	1974 - 83
Mervyn Elwood	8	1987 - 97
Michael Dunlop	8	2006 - 14
Noel Hudson	7	1975 - 95
Bill Swallow	7	1987 - 00
Darran Lindsay	7	2000 - 05

MOST WINS AT ALL IRISH ROAD RACE MEETINGS (after Killalane 2014)

1.	Ryan Farquhar	201	1995-14
2.	Joey Dunlop	156	1971-00
3.	Robert Dunlop	135	1980-08
4.	Ray McCullough	109	1960-82
	Phillip McCallen	109	1987-99
6.	William Dunlop	99	2005-14
7.	Michael Dunlop	88	2006-14
8.	Brian Reid	78	1980-94
9.	Darran Lindsay	74	1999-06
10.	James Courtney	66	1992-99

KDM HIRE COOKSTOWN 100

JUNIOR CLASSIC 250cc/350cc

Qualifying

Friday, 24 April 2015




Pos	Class	No	Name	Machine / Sponsor	----- Best Lap -----				
					Time	Behind	Speed	On Lap	
Qualifying Classification									
1	C350	14	Nigel MOORE	Honda 350	1:50.203		68.601	4	4
2	C350	40	Barry DAVIDSON	Honda 349 - Dempster Racing	1:50.442	0.239	68.452	4	4
3	C250	76	Phillip SHAW	Suzuki 250	1:55.328	5.125	65.552	3	5
4	C350	2	Freddie STEWART	Honda 350	1:55.963	5.760	65.193	3	5
5	C350	4	Billy LYLE	Honda 350 - Stewart	1:57.045	6.842	64.591	4	5
6	C350	36	Davie HASTINGS	Drixton Honda 350	1:57.093	6.890	64.564	3	5
7	C350	9	Sam KINKEAD	Drixton Honda 350 - Crazy Desie	1:58.008	7.805	64.063	3	5
8	C250	61	Wattie BROWN	Suzuki 250 - ACP	1:59.260	9.057	63.391	3	4
9	C350	72	Bryan ALLAN	Honda 350	2:00.418	10.215	62.781	4	4
10	C250	12	Richard FORD	Suzuki 247 - Bob Jackson Racing	2:01.654	11.451	62.143	3	4
11	C250	100	Andy HUNT	Ducati 250 - Steel Craft	2:01.708	11.505	62.116	3	4
12	C350	18	Thomas HOGG	Honda 350 - Leonard	2:02.182	11.979	61.875	4	4
13	C350	3	Bobby McMULLAN	Honda 350	2:02.777	12.574	61.575	3	4
14	C350	46	Mark JOHNSTON	Honda 350 - D & R Racing	2:04.485	14.282	60.730	4	4
15	C250	20	Gary HUTTON	Honda 198 - Dempster Racing	2:04.963	14.760	60.498	3	4
16	C250	1	Brian MATEER	Honda 198 - Dempster Racing	2:05.270	15.067	60.350	3	4
17	C250	43	Alex McVICKER	Honda 250 - John Ennis	2:10.594	20.391	57.889	3	4
18	C250	30	Robert WRIGHT	Honda 250	2:16.940	26.737	55.207	4	4
19	C250	69	Allen GIBSON	Honda 250	2:28.096	37.893	51.048	4	4
20	C250	15	Dave BROUGH	Honda 250 - Ambler	2:40.348	50.145	47.147	3	3
21	C250	34	Trevor STEWART	Honda 250 - TJR Racing	2:46.662	56.459	45.361	3	3
22	C350	63	Ian THOMPSON (R)	Honda 350 - MB	4:00.652	2:10.449	31.415	1	1

No 18 Transponder not working

Provisional result to be confirmed by the Stewards of the Meeting subject to completion of technical inspections & the time limit for protests

Page 1 / 1

Circuit	Orritor	Signed		Organising Club	Cookstown & District MCC
Length(miles)	2.1000		Chief Timekeeper		
Weather	Cloudy				
Track	Dry	Issued At:	15:35		

KDM HIRE COOKSTOWN 100

JUNIOR CLASSIC 250cc/350cc

Qualifying

Friday, 24 April 2015

DETAILED RESULT



Qualifying Classification

Position

1 14 Nigel MOORE

C350 Behind

Best Time **1:50.203** Best Speed **68.601** On **4** Gp

Lap	Elapsed Time	Lap Time	Lap Speed
1	2:55.632	2:55.632	43.045
2	4:48.614	1:52.982	66.913
3	6:40.860	1:52.246	67.352
4	8:31.063	1:50.203	68.601

2 40 Barry DAVIDSON

C350 Behind **0.239**

Best Time **1:50.442** Best Speed **68.452** On **4** Gp

Lap	Elapsed Time	Lap Time	Lap Speed
1	2:51.322	2:51.322	44.127
2	4:46.801	1:55.479	65.466
3	6:39.482	1:52.681	67.092
4	8:29.924	1:50.442	68.452

3 76 Philip SHAW

C250 Behind **5.125**

Best Time **1:55.328** Best Speed **65.552** On **3** Gp

Lap	Elapsed Time	Lap Time	Lap Speed
1	2:40.418	2:40.418	47.127
2	4:38.250	1:57.832	64.159
3	6:33.578	1:55.328	65.552
4	8:29.670	1:56.092	65.121
5	10:29.262	1:59.592	63.215

4 2 Freddie STEWART

C350 Behind **5.760**

Best Time **1:55.963** Best Speed **65.193** On **3** Gp

Lap	Elapsed Time	Lap Time	Lap Speed
1	2:33.437	2:33.437	49.271
2	4:31.276	1:57.839	64.155
3	6:27.239	1:55.963	65.193
4	8:24.768	1:57.529	64.325
5	10:21.328	1:56.560	64.859

Qualifying Classification

Position

5 4 Billy LYLE

C350 Behind **6.842**

Best Time **1:57.045** Best Speed **64.591** On **4** Gp

Lap	Elapsed Time	Lap Time	Lap Speed
1	2:34.716	2:34.716	48.864
2	4:33.852	1:59.136	63.457
3	6:31.115	1:57.263	64.470
4	8:28.160	1:57.045	64.591
5	10:34.183	2:06.023	59.989

6 36 Davie HASTINGS

C350 Behind **6.890**

Best Time **1:57.093** Best Speed **64.564** On **3** Gp

Lap	Elapsed Time	Lap Time	Lap Speed
1	2:31.844	2:31.844	49.788
2	4:30.948	1:59.104	63.474
3	6:28.041	1:57.093	64.564
4	8:26.384	1:58.343	63.882
5	10:40.047	2:13.663	56.560

7 9 Sam KINKEAD

C350 Behind **7.805**

Best Time **1:58.008** Best Speed **64.063** On **3** Gp

Lap	Elapsed Time	Lap Time	Lap Speed
1	2:28.591	2:28.591	50.878
2	4:28.236	1:59.645	63.187
3	6:26.244	1:58.008	64.063
4	8:24.512	1:58.268	63.923
5	10:38.743	2:14.231	56.321

8 61 Wattie BROWN

C250 Behind **9.057**

Best Time **1:59.260** Best Speed **63.391** On **3** Gp

Lap	Elapsed Time	Lap Time	Lap Speed
1	3:03.377	3:03.377	41.227
2	5:06.245	2:02.868	61.529
3	7:05.505	1:59.260	63.391
4	9:05.416	1:59.911	63.047

KDM HIRE COOKSTOWN 100

JUNIOR CLASSIC 250cc/350cc

Qualifying

Friday, 24 April 2015

DETAILED RESULT



Qualifying Classification

Position

9 72 Bryan ALLAN

C350 Behind 10.215

Best Time **2:00.418** Best Speed **62.781** On 4 Gp

Lap	Elapsed Time	Lap Time	Lap Speed
1	2:59.241	2:59.241	42.178
2	5:08.669	2:09.428	58.411
3	7:13.505	2:04.836	60.559
4	9:13.923	2:00.418	62.781

Qualifying Classification

Position

14 46 Mark JOHNSTON

C350 Behind 14.282

Best Time **2:04.485** Best Speed **60.730** On 4 Gp

Lap	Elapsed Time	Lap Time	Lap Speed
1	3:21.040	3:21.040	37.604
2	5:27.741	2:06.701	59.668
3	7:33.454	2:05.713	60.137
4	9:37.939	2:04.485	60.730

10 12 Richard FORD

C250 Behind 11.451

Best Time **2:01.654** Best Speed **62.143** On 3 Gp

Lap	Elapsed Time	Lap Time	Lap Speed
1	3:04.593	3:04.593	40.955
2	5:09.717	2:05.124	60.420
3	7:11.371	2:01.654	62.143
4	9:13.402	2:02.031	61.951

15 20 Gary HUTTON

C250 Behind 14.760

Best Time **2:04.963** Best Speed **60.498** On 3 Gp

Lap	Elapsed Time	Lap Time	Lap Speed
1	2:57.941	2:57.941	42.486
2	5:07.501	2:09.560	58.351
3	7:12.464	2:04.963	60.498
4	9:19.381	2:06.917	59.566

11 100 Andy HUNT

C250 Behind 11.505

Best Time **2:01.708** Best Speed **62.116** On 3 Gp

Lap	Elapsed Time	Lap Time	Lap Speed
1	2:39.162	2:39.162	47.499
2	4:42.788	2:03.626	61.152
3	6:44.496	2:01.708	62.116
4	8:47.204	2:02.708	61.610

16 1 Brian MATEER

C250 Behind 15.067

Best Time **2:05.270** Best Speed **60.350** On 3 Gp

Lap	Elapsed Time	Lap Time	Lap Speed
1	2:50.603	2:50.603	44.313
2	5:02.324	2:11.721	57.394
3	7:07.594	2:05.270	60.350
4	9:14.824	2:07.230	59.420

12 18 Thomas HOGG

C350 Behind 11.979

Best Time **2:02.182** Best Speed **61.875** On 4 Gp

Lap	Elapsed Time	Lap Time	Lap Speed
1	3:04.673	3:04.673	40.937
2	5:07.696	2:03.023	61.452
3	7:12.822	2:05.126	60.419
4	9:15.004	2:02.182	61.875

17 43 Alex McVICKER

C250 Behind 20.391

Best Time **2:10.594** Best Speed **57.889** On 3 Gp

Lap	Elapsed Time	Lap Time	Lap Speed
1	2:44.610	2:44.610	45.927
2	4:59.058	2:14.448	56.230
3	7:09.652	2:10.594	57.889
4	9:21.090	2:11.438	57.518

13 3 Bobby McMULLAN

C350 Behind 12.574

Best Time **2:02.777** Best Speed **61.575** On 3 Gp

Lap	Elapsed Time	Lap Time	Lap Speed
1	3:03.183	3:03.183	41.270
2	5:11.384	2:08.201	58.970
3	7:14.161	2:02.777	61.575
4	9:18.291	2:04.130	60.904

18 30 Robert WRIGHT

C250 Behind 26.737

Best Time **2:16.940** Best Speed **55.207** On 4 Gp

Lap	Elapsed Time	Lap Time	Lap Speed
1	2:55.521	2:55.521	43.072
2	5:14.966	2:19.445	54.215
3	7:33.062	2:18.096	54.745
4	9:50.002	2:16.940	55.207

KDM HIRE COOKSTOWN 100

JUNIOR CLASSIC 250cc/350cc

Qualifying

Friday, 24 April 2015

DETAILED RESULT



Qualifying Classification

Position

19 69 Allen GIBSON

C250 Behind 37.893

Best Time **2:28.096** Best Speed **51.048** On 4 Gp

Lap	Elapsed Time	Lap Time	Lap Speed
1	3:10.858	3:10.858	39.611
2	5:39.877	2:29.019	50.732
3	8:08.642	2:28.765	50.818
4	10:36.738	2:28.096	51.048

20 15 Dave BROUGH

C250 Behind 50.145

Best Time **2:40.348** Best Speed **47.147** On 3 Gp

Lap	Elapsed Time	Lap Time	Lap Speed
1	3:26.315	3:26.315	36.643
2	6:12.728	2:46.413	45.429
3	8:53.076	2:40.348	47.147

21 34 Trevor STEWART

C250 Behind 56.459

Best Time **2:46.662** Best Speed **45.361** On 3 Gp

Lap	Elapsed Time	Lap Time	Lap Speed
1	3:30.697	3:30.697	35.881
2	6:17.697	2:47.000	45.269
3	9:04.359	2:46.662	45.361

22 63 Ian THOMPSON (R)

C350 Behind 2:10.449

Best Time **4:00.652** Best Speed **31.415** On 1 Gp

Lap	Elapsed Time	Lap Time	Lap Speed
1	4:00.652	4:00.652	31.415

KDM HIRE COOKSTOWN 100

JUNIOR CLASSIC 250cc / 350cc

Orritor 2.100 miles

R3: Keylite Junior Classic


24/04/2015 20:00

Race (7 Laps)

RACE 3 (FRI) - JUNIOR CLASSIC

9	63 A		
8	69 A	15 B	34 C
7	1 A	43 B	30 C
6	46 A	20 B	
5	100 A	18 B	3 C
4	76 A	61 B	12 C
3	72 A		
2	4 A	36 B	9 C
1	14 A	40 B	2 C

POLE POSITION A



KDM HIRE COOKSTOWN 100

JUNIOR CLASSIC 250cc/350cc

Race 3 - Keylite Race

Saturday, 25 April 2015




Pos	Class	No	Name	Machine / Sponsor	Gp	Lap	Total Time	Behind	Speed	-----Best Lap-----		
										Time	Speed	On
Race Classification												
1	C350	40	Barry DAVIDSON	Honda 349 - Dempster Racing	a	7	12:55.594		68.232	1:49.201	69.230	2
2	C350	14	Nigel MOORE	Honda 350	a	7	13:00.136	4.542	67.834	1:49.605	68.975	7
3	C350	36	Davie HASTINGS	Drixton Honda 350	a	7	13:23.141	27.547	65.891	1:52.679	67.093	6
4	C350	72	Bryan ALLAN	Honda 350	a	7	13:31.776	36.182	65.190	1:53.625	66.535	2
5	C350	2	Freddie STEWART	Honda 350	a	7	13:44.119	48.525	64.214	1:55.644	65.373	6
6	C350	3	Bobby McMULLAN	Honda 350	b	7	13:45.201	49.607	64.130	1:52.466	67.220	6
7	C350	4	Billy LYLE	Honda 350 - Stewart	a	7	13:51.615	56.021	63.635	1:55.546	65.428	2
8	C250	76	Philip SHAW	Suzuki 250	b	7	13:54.945	59.351	63.381	1:57.066	64.579	2
9	C250	12	Richard FORD	Suzuki 247 - Bob Jackson Racing	b	7	13:57.778	1:02.184	63.167	1:57.618	64.276	5
10	C350	46	Mark JOHNSTON	Honda 350 - D & R Racing	b	7	14:07.965	1:12.371	62.408	1:55.144	65.657	7
11	C350	9	Sam KINKEAD	Drixton Honda 350 - Crazy Desie	a	7	14:10.522	1:14.928	62.221	1:59.652	63.183	4
12	C250	100	Andy HUNT	Ducati 250 - Steel Craft	b	7	14:16.656	1:21.062	61.775	2:00.786	62.590	2
13	C250	20	Gary HUTTON	Honda 198 - Dempster Racing	b	7	14:31.300	1:35.706	60.737	2:01.379	62.284	7
14	C250	18	Thomas HOGG	Honda 250 - Brian Matthews	b	7	14:31.474	1:35.880	60.725	2:01.850	62.043	7
15	C350	63	Ian THOMPSON (R)	Honda 350 - MB	c	6	12:55.275	1 Lap	58.508	2:05.993	60.003	6
16	C250	43	Alex McVICKER	Honda 250 - John Ennis	c	6	12:58.748	1 Lap	58.247	2:07.017	59.520	6
17	C250	30	Robert WRIGHT	Honda 250	c	6	13:38.579	1 Lap	55.413	2:13.574	56.598	2
18	C250	1	Brian MATEER	Honda 198 - Dempster Racing	c	6	13:41.994	1 Lap	55.183	2:06.307	59.854	2
19	C250	69	Allen GIBSON	Honda 250	c	5	12:26.219	2 Laps	50.655	2:26.268	51.686	5
20	C250	15	Dave BROUGH	Honda 250 - Ambler	c	5	12:26.572	2 Laps	50.631	2:25.280	52.037	4
21	C250	34	Trevor STEWART	Honda 250 - TJR Racing	c	5	13:35.463	2 Laps	46.354	2:40.399	47.132	5

Fastest Lap

C350	40	Barry DAVIDSON	1:49.201	69.230	2
------	----	----------------	----------	--------	---

Provisional result to be confirmed by the Stewards of the Meeting subject to completion of technical inspections & the time limit for protests

Page 1 / 1

Circuit	Orritor	Signed		Organising Club	Cookstown & District MCC
Length(miles)	2.1000		Chief Timekeeper	Race Started	00:00
Weather	Bright	Issued At:	12:23	Gp Time Diff - b 14.17 / c 29.66	
Track	Damp Patches				


KDM HIRE COOKSTOWN 100

JUNIOR CLASSIC 250cc/350cc

Race 3 - Keylite Race

Saturday, 25 April 2015

DETAILED RESULT



Race Classification

1 40 Barry DAVIDSON

Total Time **12:55.594** Avg Speed **68.232** Behind
Best Time **1:49.201** Best Speed **69.230** On **2** Gp **a**

Lap	Elapsed Time	Lap Time	Lap Speed
1	1:56.420	1:56.420	64.937
2	3:45.621	1:49.201	69.230
3	5:35.140	1:49.519	69.029
4	7:24.496	1:49.356	69.132
5	9:13.907	1:49.411	69.097
6	11:04.653	1:50.746	68.264
7	12:55.594	1:50.941	68.144

2 14 Nigel MOORE

Total Time **13:00.136** Avg Speed **67.834** Behind **4.542**
Best Time **1:49.605** Best Speed **68.975** On **7** Gp **a**

Lap	Elapsed Time	Lap Time	Lap Speed
1	1:56.961	1:56.961	64.637
2	3:47.387	1:50.426	68.462
3	5:37.927	1:50.540	68.392
4	7:28.136	1:50.209	68.597
5	9:19.005	1:50.869	68.189
6	11:10.531	1:51.526	67.787
7	13:00.136	1:49.605	68.975

3 36 Davie HASTINGS

Total Time **13:23.141** Avg Speed **65.891** Behind **27.547**
Best Time **1:52.679** Best Speed **67.093** On **6** Gp **a**

Lap	Elapsed Time	Lap Time	Lap Speed
1	2:03.101	2:03.101	61.413
2	3:56.902	1:53.801	66.432
3	5:50.717	1:53.815	66.424
4	7:43.402	1:52.685	67.090
5	9:36.221	1:52.819	67.010
6	11:28.900	1:52.679	67.093
7	13:23.141	1:54.241	66.176

Race Classification

4 72 Bryan ALLAN

Total Time **13:31.776** Avg Speed **65.190** Behind **36.182**
Best Time **1:53.625** Best Speed **66.535** On **2** Gp **a**

Lap	Elapsed Time	Lap Time	Lap Speed
1	2:02.804	2:02.804	61.562
2	3:56.429	1:53.625	66.535
3	5:51.606	1:55.177	65.638
4	7:46.087	1:54.481	66.037
5	9:40.760	1:54.673	65.927
6	11:36.063	1:55.303	65.566
7	13:31.776	1:55.713	65.334

5 2 Freddie STEWART

Total Time **13:44.119** Avg Speed **64.214** Behind **48.525**
Best Time **1:55.644** Best Speed **65.373** On **6** Gp **a**

Lap	Elapsed Time	Lap Time	Lap Speed
1	2:02.646	2:02.646	61.641
2	3:58.797	1:56.151	65.088
3	5:54.788	1:55.991	65.177
4	7:54.672	1:59.884	63.061
5	9:51.202	1:56.530	64.876
6	11:46.846	1:55.644	65.373
7	13:44.119	1:57.273	64.465

6 3 Bobby McMULLAN

Total Time **13:45.201** Avg Speed **64.130** Behind **49.607**
Best Time **1:52.466** Best Speed **67.220** On **6** Gp **b**

Lap	Elapsed Time	Lap Time	Lap Speed
1	2:23.265	2:23.265	52.769
2	4:21.871	1:58.606	63.740
3	6:17.595	1:55.724	65.328
4	8:16.170	1:58.575	63.757
5	10:11.472	1:55.302	65.567
6	12:03.938	1:52.466	67.220
7	13:59.371	1:55.433	65.493


KDM HIRE COOKSTOWN 100

JUNIOR CLASSIC 250cc/350cc

Race 3 - Keylite Race

Saturday, 25 April 2015

DETAILED RESULT



Race Classification

7 4 Billy LYLE

Total Time **13:51.615** Avg Speed **63.635** Behind **56.021**
Best Time **1:55.546** Best Speed **65.428** On **2** Gp **a**

Lap	Elapsed Time	Lap Time	Lap Speed
1	2:05.779	2:05.779	60.105
2	4:01.325	1:55.546	65.428
3	5:58.527	1:57.202	64.504
4	7:58.343	1:59.816	63.097
5	9:55.130	1:56.787	64.733
6	11:52.435	1:57.305	64.447
7	13:51.615	1:59.180	63.433

8 76 Philip SHAW

Total Time **13:54.945** Avg Speed **63.381** Behind **59.351**
Best Time **1:57.066** Best Speed **64.579** On **2** Gp **b**

Lap	Elapsed Time	Lap Time	Lap Speed
1	2:20.888	2:20.888	53.660
2	4:17.954	1:57.066	64.579
3	6:15.324	1:57.370	64.412
4	8:14.080	1:58.756	63.660
5	10:11.174	1:57.094	64.564
6	12:09.205	1:58.031	64.051
7	14:09.115	1:59.910	63.047

9 12 Richard FORD

Total Time **13:57.778** Avg Speed **63.167** Behind **1:02.184**
Best Time **1:57.618** Best Speed **64.276** On **5** Gp **b**

Lap	Elapsed Time	Lap Time	Lap Speed
1	2:21.642	2:21.642	53.374
2	4:20.244	1:58.602	63.743
3	6:17.988	1:57.744	64.207
4	8:16.730	1:58.742	63.667
5	10:14.348	1:57.618	64.276
6	12:13.011	1:58.663	63.710
7	14:11.948	1:58.937	63.563

Race Classification

10 46 Mark JOHNSTON

Total Time **14:07.965** Avg Speed **62.408** Behind **1:12.371**
Best Time **1:55.144** Best Speed **65.657** On **7** Gp **b**

Lap	Elapsed Time	Lap Time	Lap Speed
1	2:22.986	2:22.986	52.872
2	4:24.657	2:01.671	62.135
3	6:23.462	1:58.805	63.634
4	8:19.565	1:56.103	65.115
5	10:31.400	2:11.835	57.344
6	12:26.991	1:55.591	65.403
7	14:22.135	1:55.144	65.657

11 9 Sam KINKEAD

Total Time **14:10.522** Avg Speed **62.221** Behind **1:14.928**
Best Time **1:59.652** Best Speed **63.183** On **4** Gp **a**

Lap	Elapsed Time	Lap Time	Lap Speed
1	2:06.907	2:06.907	59.571
2	4:07.367	2:00.460	62.759
3	6:07.081	1:59.714	63.151
4	8:06.733	1:59.652	63.183
5	10:08.474	2:01.741	62.099
6	12:08.632	2:00.158	62.917
7	14:10.522	2:01.890	62.023

12 100 Andy HUNT

Total Time **14:16.656** Avg Speed **61.775** Behind **1:21.062**
Best Time **2:00.786** Best Speed **62.590** On **2** Gp **b**

Lap	Elapsed Time	Lap Time	Lap Speed
1	2:20.566	2:20.566	53.783
2	4:21.352	2:00.786	62.590
3	6:22.825	2:01.473	62.236
4	8:26.257	2:03.432	61.248
5	10:27.887	2:01.630	62.156
6	12:29.100	2:01.213	62.370
7	14:30.826	2:01.726	62.107


KDM HIRE COOKSTOWN 100

JUNIOR CLASSIC 250cc/350cc

Race 3 - Keylite Race

Saturday, 25 April 2015

DETAILED RESULT



Race Classification

13 20 Gary HUTTON

Total Time **14:31.300** Avg Speed **60.737** Behind **1:35.706**
Best Time **2:01.379** Best Speed **62.284** On **7** Gp **b**

Lap	Elapsed Time	Lap Time	Lap Speed
1	2:25.559	2:25.559	51.938
2	4:30.863	2:05.304	60.333
3	6:34.883	2:04.020	60.958
4	8:38.616	2:03.733	61.099
5	10:41.430	2:02.814	61.557
6	12:44.091	2:02.661	61.633
7	14:45.470	2:01.379	62.284

14 18 Thomas HOGG

Total Time **14:31.474** Avg Speed **60.725** Behind **1:35.880**
Best Time **2:01.850** Best Speed **62.043** On **7** Gp **b**

Lap	Elapsed Time	Lap Time	Lap Speed
1	2:25.881	2:25.881	51.823
2	4:30.553	2:04.672	60.639
3	6:35.122	2:04.569	60.689
4	8:38.941	2:03.819	61.057
5	10:41.733	2:02.792	61.568
6	12:43.794	2:02.061	61.936
7	14:45.644	2:01.850	62.043

15 63 Ian THOMPSON (R)

Total Time **12:55.275** Avg Speed **58.508** Behind **1 Lap**
Best Time **2:05.993** Best Speed **60.003** On **6** Gp **c**

Lap	Elapsed Time	Lap Time	Lap Speed
1	2:47.355	2:47.355	45.173
2	4:56.243	2:08.888	58.656
3	7:03.346	2:07.103	59.479
4	9:10.987	2:07.641	59.229
5	11:18.942	2:07.955	59.083
6	13:24.935	2:05.993	60.003

16 43 Alex McVICKER

Total Time **12:58.748** Avg Speed **58.247** Behind **1 Lap**
Best Time **2:07.017** Best Speed **59.520** On **6** Gp **c**

Lap	Elapsed Time	Lap Time	Lap Speed
1	2:48.778	2:48.778	44.793
2	4:58.408	2:09.630	58.320
3	7:05.547	2:07.139	59.462
4	9:13.747	2:08.200	58.970
5	11:21.391	2:07.644	59.227
6	13:28.408	2:07.017	59.520

Race Classification

17 30 Robert WRIGHT

Total Time **13:38.579** Avg Speed **55.413** Behind **1 Lap**
Best Time **2:13.574** Best Speed **56.598** On **2** Gp **c**

Lap	Elapsed Time	Lap Time	Lap Speed
1	2:52.209	2:52.209	43.900
2	5:05.783	2:13.574	56.598
3	7:19.949	2:14.166	56.348
4	9:35.678	2:15.729	55.699
5	11:52.255	2:16.577	55.353
6	14:08.239	2:15.984	55.595

18 1 Brian MATEER

Total Time **13:41.994** Avg Speed **55.183** Behind **1 Lap**
Best Time **2:06.307** Best Speed **59.854** On **2** Gp **c**

Lap	Elapsed Time	Lap Time	Lap Speed
1	2:46.053	2:46.053	45.528
2	4:52.360	2:06.307	59.854
3	7:00.017	2:07.657	59.221
4	9:06.869	2:06.852	59.597
5	11:18.198	2:11.329	57.565
6	14:11.654	2:53.456	43.585

19 69 Allen GIBSON

Total Time **12:26.219** Avg Speed **50.655** Behind **2 Laps**
Best Time **2:26.268** Best Speed **51.686** On **5** Gp **c**

Lap	Elapsed Time	Lap Time	Lap Speed
1	3:06.237	3:06.237	40.593
2	5:33.118	2:26.881	51.470
3	8:02.859	2:29.741	50.487
4	10:29.611	2:26.752	51.515
5	12:55.879	2:26.268	51.686

20 15 Dave BROUGH

Total Time **12:26.572** Avg Speed **50.631** Behind **2 Laps**
Best Time **2:25.280** Best Speed **52.037** On **4** Gp **c**

Lap	Elapsed Time	Lap Time	Lap Speed
1	3:04.825	3:04.825	40.904
2	5:36.526	2:31.701	49.835
3	8:03.202	2:26.676	51.542
4	10:28.482	2:25.280	52.037
5	12:56.232	2:27.750	51.168


KDM HIRE COOKSTOWN 100

JUNIOR CLASSIC 250cc/350cc

Race 3 - Keylite Race

Saturday, 25 April 2015

DETAILED RESULT



Race Classification

21 34 Trevor STEWART

Total Time **13:35.463** Avg Speed **46.354** Behind **2 Laps**

Best Time **2:40.399** Best Speed **47.132** On **5** Gp **c**


Lap	Elapsed Time	Lap Time	Lap Speed
1	3:21.092	3:21.092	37.595
2	6:03.021	2:41.929	46.687
3	8:43.748	2:40.727	47.036
4	11:24.724	2:40.976	46.964
5	14:05.123	2:40.399	47.132

KDM HIRE COOKSTOWN 100

JUNIOR CLASSIC 250cc/350cc

Race 3 - Keylite Race

LAP CHART



1					3					5				
No	Name	Gp	Time of Day	Lap Time	No	Name	Gp	Time of Day	Lap Time	No	Name	Gp	Time of Day	Lap Time
40	Barry DAVIDSON	a	11:28:20.377	1:56.420	40	Barry DAVIDSON	a	11:31:59.097	1:49.519	40	Barry DAVIDSON	a	11:35:37.864	1:49.411
14	Nigel MOORE	a	11:28:20.918	1:56.961	14	Nigel MOORE	a	11:32:01.884	1:50.540	14	Nigel MOORE	a	11:35:42.962	1:50.869
2	Freddie STEWART	a	11:28:26.603	2:02.646	36	Davie HASTINGS	a	11:32:14.674	1:53.815	36	Davie HASTINGS	a	11:36:00.178	1:52.819
72	Bryan ALLAN	a	11:28:26.761	2:02.804	72	Bryan ALLAN	a	11:32:15.563	1:55.177	72	Bryan ALLAN	a	11:36:04.717	1:54.673
36	Davie HASTINGS	a	11:28:27.058	2:03.101	2	Freddie STEWART	a	11:32:18.745	1:55.991	2	Freddie STEWART	a	11:36:15.159	1:56.530
4	Billy LYLE	a	11:28:29.736	2:05.779	4	Billy LYLE	a	11:32:22.484	1:57.202	4	Billy LYLE	a	11:36:19.087	1:56.787
9	Sam KINKEAD	a	11:28:30.864	2:06.907	9	Sam KINKEAD	a	11:32:31.038	1:59.714	9	Sam KINKEAD	a	11:36:32.431	2:01.741
100	Andy HUNT	a	11:28:44.523	2:20.566	76	Philip SHAW	a	11:32:39.281	1:57.370	76	Philip SHAW	a	11:36:35.131	1:57.094
76	Philip SHAW	a	11:28:44.845	2:20.888	3	Bobby McMULLAN	a	11:32:41.552	1:55.724	3	Bobby McMULLAN	a	11:36:35.429	1:55.302
12	Richard FORD	a	11:28:45.599	2:21.642	12	Richard FORD	a	11:32:41.945	1:57.744	12	Richard FORD	a	11:36:38.305	1:57.618
46	Mark JOHNSTON	a	11:28:46.943	2:22.986	100	Andy HUNT	a	11:32:46.782	2:01.473	100	Andy HUNT	a	11:36:51.844	2:01.630
3	Bobby McMULLAN	a	11:28:47.222	2:23.265	46	Mark JOHNSTON	a	11:32:47.419	1:58.805	46	Mark JOHNSTON	a	11:36:55.357	2:11.835
20	Gary HUTTON	a	11:28:49.516	2:25.559	20	Gary HUTTON	a	11:32:58.840	2:04.020	20	Gary HUTTON	a	11:37:05.387	2:02.814
18	Thomas HOGG	a	11:28:49.838	2:25.881	18	Thomas HOGG	a	11:32:59.079	2:04.569	18	Thomas HOGG	a	11:37:05.690	2:02.792
1	Brian MATEER	a	11:29:10.010	2:46.053	1	Brian MATEER	a	11:33:23.974	2:07.657	1	Brian MATEER	a	11:37:42.155	2:11.329
63	Ian THOMPSON (R)	a	11:29:11.312	2:47.355	63	Ian THOMPSON (R)	a	11:33:27.303	2:07.103	63	Ian THOMPSON (R)	a	11:37:42.899	2:07.955
43	Alex McVICKER	a	11:29:12.735	2:48.778	43	Alex McVICKER	a	11:33:29.504	2:07.139	43	Alex McVICKER	a	11:37:45.348	2:07.644
30	Robert WRIGHT	a	11:29:16.166	2:52.209	30	Robert WRIGHT	a	11:33:43.906	2:14.166	30	Robert WRIGHT	a	11:38:16.212	2:16.577
15	Dave BROUGH	a	11:29:28.782	3:04.825	69	Allen GIBSON	a	11:34:26.816	2:29.741	69	Allen GIBSON	a	11:39:19.836	2:26.268
69	Allen GIBSON	a	11:29:30.194	3:06.237	15	Dave BROUGH	a	11:34:27.159	2:26.676	15	Dave BROUGH	a	11:39:20.189	2:27.750
34	Trevor STEWART	a	11:29:45.049	3:21.092	34	Trevor STEWART	a	11:35:07.705	2:40.727	34	Trevor STEWART	a	11:40:29.080	2:40.399


2					4					6				
No	Name	Gp	Time of Day	Lap Time	No	Name	Gp	Time of Day	Lap Time	No	Name	Gp	Time of Day	Lap Time
40	Barry DAVIDSON	a	11:30:09.578	1:49.201	40	Barry DAVIDSON	a	11:33:48.453	1:49.356	40	Barry DAVIDSON	a	11:37:28.610	1:50.746
14	Nigel MOORE	a	11:30:11.344	1:50.426	14	Nigel MOORE	a	11:33:52.093	1:50.209	14	Nigel MOORE	a	11:37:34.488	1:51.526
72	Bryan ALLAN	a	11:30:20.386	1:53.625	36	Davie HASTINGS	a	11:34:07.359	1:52.685	36	Davie HASTINGS	a	11:37:52.857	1:52.679
36	Davie HASTINGS	a	11:30:20.859	1:53.801	72	Bryan ALLAN	a	11:34:10.044	1:54.481	72	Bryan ALLAN	a	11:38:00.020	1:55.303
2	Freddie STEWART	a	11:30:22.754	1:56.151	2	Freddie STEWART	a	11:34:18.629	1:59.884	2	Freddie STEWART	a	11:38:10.803	1:55.644
4	Billy LYLE	a	11:30:25.282	1:55.546	4	Billy LYLE	a	11:34:22.300	1:59.816	4	Billy LYLE	a	11:38:16.392	1:57.305
9	Sam KINKEAD	a	11:30:31.324	2:00.460	9	Sam KINKEAD	a	11:34:30.690	1:59.652	3	Bobby McMULLAN	a	11:38:27.895	1:52.466
76	Philip SHAW	a	11:30:41.911	1:57.066	76	Philip SHAW	a	11:34:38.037	1:58.756	9	Sam KINKEAD	a	11:38:32.589	2:00.158
12	Richard FORD	a	11:30:44.201	1:58.602	3	Bobby McMULLAN	a	11:34:40.127	1:58.575	76	Philip SHAW	a	11:38:33.162	1:58.031
100	Andy HUNT	a	11:30:45.309	2:00.786	12	Richard FORD	a	11:34:40.687	1:58.742	12	Richard FORD	a	11:38:36.968	1:58.663
3	Bobby McMULLAN	a	11:30:45.828	1:58.606	46	Mark JOHNSTON	a	11:34:43.522	1:56.103	46	Mark JOHNSTON	a	11:38:50.948	1:55.591
46	Mark JOHNSTON	a	11:30:48.614	2:01.671	100	Andy HUNT	a	11:34:50.214	2:03.432	100	Andy HUNT	a	11:38:53.057	2:01.213
18	Thomas HOGG	a	11:30:54.510	2:04.672	20	Gary HUTTON	a	11:35:02.573	2:03.733	18	Thomas HOGG	a	11:39:07.751	2:02.061
20	Gary HUTTON	a	11:30:54.820	2:05.304	18	Thomas HOGG	a	11:35:02.898	2:03.819	20	Gary HUTTON	a	11:39:08.048	2:02.661
1	Brian MATEER	a	11:31:16.317	2:06.307	1	Brian MATEER	a	11:35:30.826	2:06.852	63	Ian THOMPSON (R)	a	11:39:48.892	2:05.993
63	Ian THOMPSON (R)	a	11:31:20.200	2:08.888	63	Ian THOMPSON (R)	a	11:35:34.944	2:07.641	43	Alex McVICKER	a	11:39:52.365	2:07.017
43	Alex McVICKER	a	11:31:22.365	2:09.630	43	Alex McVICKER	a	11:35:37.704	2:08.200	30	Robert WRIGHT	a	11:40:32.196	2:15.984
30	Robert WRIGHT	a	11:31:29.740	2:13.574	30	Robert WRIGHT	a	11:35:59.635	2:15.729	1	Brian MATEER	a	11:40:35.611	2:53.456
69	Allen GIBSON	a	11:31:57.075	2:26.881	15	Dave BROUGH	a	11:36:52.439	2:25.280					
15	Dave BROUGH	a	11:32:00.483	2:31.701	69	Allen GIBSON	a	11:36:53.568	2:26.752					
34	Trevor STEWART	a	11:32:26.978	2:41.929	34	Trevor STEWART	a	11:37:48.681	2:40.976					

KDM HIRE COOKSTOWN 100

JUNIOR CLASSIC 250cc/350cc

Race 3 - Keylite Race

LAP CHART



7

No	Name	Gp	Time of Day	Lap Time
40	Barry DAVIDSON	a	11:39:19.551	1:50.941
14	Nigel MOORE	a	11:39:24.093	1:49.605
36	Davie HASTINGS	a	11:39:47.098	1:54.241
72	Bryan ALLAN	a	11:39:55.733	1:55.713
2	Freddie STEWART	a	11:40:08.076	1:57.273
4	Billy LYLE	a	11:40:15.572	1:59.180
3	Bobby McMULLAN	a	11:40:23.328	1:55.433
76	Philip SHAW	a	11:40:33.072	1:59.910
9	Sam KINKEAD	a	11:40:34.479	2:01.890
12	Richard FORD	a	11:40:35.905	1:58.937
46	Mark JOHNSTON	a	11:40:46.092	1:55.144
100	Andy HUNT	a	11:40:54.783	2:01.726
20	Gary HUTTON	a	11:41:09.427	2:01.379
18	Thomas HOGG	a	11:41:09.601	2:01.850

ROAD RACE - IRISH CLASSIC 250cc

2015

					#1	
Pos	No.	Name	Total	Diff	Gap	R3
1	76	Philip SHAW	25	0	0	25
2	12	Richard FORD	20	5	5	20
3	100	Andy HUNT	16	9	4	16
4	20	Gary HUTTON	13	12	3	13
5	18	Thomas HOGG	11	14	2	11
6	43	Alex McVICKER	10	15	1	10
7	30	Robert WRIGHT	9	16	1	9
8	1	Brian MATEER	8	17	1	8
9	69	Allen GIBSON	7	18	1	7
10	15	Dave BROUGH	6	19	1	6
11	34	Trevor STEWART	5	20	1	5

Event Legend

#1 24/04/2015 KDM HIRE COOKSTOWN 100

ROAD RACE - IRISH CLASSIC 350cc

2015

					#1	
Pos	No.	Name	Total	Diff	Gap	R3
1	40	Barry DAVIDSON	25	0	0	25
2	14	Nigel MOORE	20	5	5	20
3	36	Davie HASTINGS	16	9	4	16
4	72	Bryan ALLAN	13	12	3	13
5	2	Freddie STEWART	11	14	2	11
6	3	Bobby McMULLAN	10	15	1	10
7	4	Billy LYLE	9	16	1	9
8	46	Mark JOHNSTON	8	17	1	8
9	9	Sam KINKEAD	7	18	1	7
10	63	Ian THOMPSON (R)	6	19	1	6

Event Legend

#1 24/04/2015 KDM HIRE COOKSTOWN 100

ROAD RACE - ULSTER CLASSIC 250cc

2015

					#1	
Pos	No.	Name	Total	Diff	Gap	R3
1	76	Philip SHAW	25	0	0	25
2	12	Richard FORD	20	5	5	20
3	100	Andy HUNT	16	9	4	16
4	20	Gary HUTTON	13	12	3	13
5	18	Thomas HOGG	11	14	2	11
6	43	Alex McVICKER	10	15	1	10
7	30	Robert WRIGHT	9	16	1	9
8	1	Brian MATEER	8	17	1	8
9	69	Allen GIBSON	7	18	1	7
10	15	Dave BROUGH	6	19	1	6
11	34	Trevor STEWART	5	20	1	5

Event Legend

#1 24/04/2015 KDM HIRE COOKSTOWN 100

ROAD RACE - ULSTER CLASSIC 350cc

2015

					#1	
Pos	No.	Name	Total	Diff	Gap	R3
1	40	Barry DAVIDSON	25	0	0	25
2	14	Nigel MOORE	20	5	5	20
3	36	Davie HASTINGS	16	9	4	16
4	72	Bryan ALLAN	13	12	3	13
5	2	Freddie STEWART	11	14	2	11
6	3	Bobby McMULLAN	10	15	1	10
7	4	Billy LYLE	9	16	1	9
8	46	Mark JOHNSTON	8	17	1	8
9	9	Sam KINKEAD	7	18	1	7
10	63	Ian THOMPSON (R)	6	19	1	6

Event Legend

#1 24/04/2015 KDM HIRE COOKSTOWN 100