



COOKSTOWN 100

Friday 24th & Saturday 25th April 2015

promoted by Cookstown & District MCC
www.cookstown100.com



& HAROLD HENRY
SUPERSPORT 400



Comhairle Ceantair
Lár Uladh
Mid Ulster
District Council

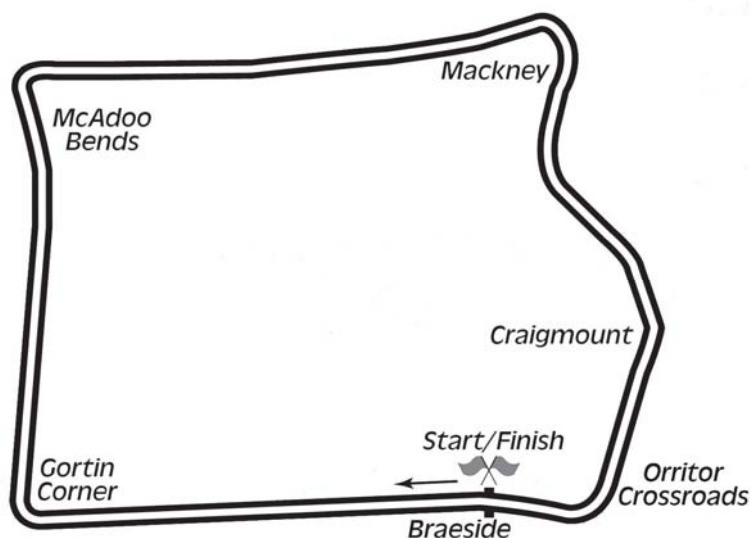


2&4
WHEEL MOTORSPORT
STEERING GROUP LTD.



tourism
northernireland

Orritor Circuit 2.1 miles



LAP RECORDS

Class	Rider	Machine	m	s	mph	Year
125cc	William Dunlop	Honda	1	34.755	79.785	2010
Moto 3	Barry Davidson	Honda 250	1	39.075	76.306	2012
Moto 450	Ryan Farquhar	Kawasaki	1	35.432	79.219	2012
250cc	William Dunlop	Honda	1	29.658	84.320	2009
Supersport 400	Alastair Haworth	Yamaha	1	35.794	78.919	2013
Supertwin	Ryan Farquhar	Kawasaki	1	30.636	83.411	2012
Supersport	Michael Dunlop	Yamaha	1	24.783	89.169	2011
Superbike	Michael Dunlop	Honda	1	22.641	91.480	2013
Senior Support	Gary Robinson	Yamaha 600	1	29.956	84.041	2007
Junior Support	Mark Hanna	Honda 250	1	33.788	80.607	2013
Classic 1000cc	Wattie Brown	Norton 920	1	40.273	75.394	2006
Classic 500cc	Neill McWhirter	Norton	1	41.491	74.489	2010
Classic 350cc	Paul Coward	Honda	1	43.421	73.099	2004
Classic 250cc	Geoff McMullan	Suzuki	1	47.294	70.461	2006

MOST WINS at COOKSTOWN 100

Ryan Farquhar	26	1996 - 12
Ray McCullough	14	1967 - 79
Joey Dunlop	11	1977 - 98
Robert Dunlop	11	1985 - 08
Phillip McCallen	10	1987 - 96
William Dunlop	9	2006 - 13
Courtney Junk	8	1974 - 83
Mervyn Elwood	8	1987 - 97
Michael Dunlop	8	2006 - 14
Noel Hudson	7	1975 - 95
Bill Swallow	7	1987 - 00
Darran Lindsay	7	2000 - 05

MOST WINS AT ALL IRISH ROAD RACE MEETINGS (after Killalane 2014)

1.	Ryan Farquhar	201	1995-14
2.	Joey Dunlop	156	1971-00
3.	Robert Dunlop	135	1980-08
4.	Ray McCullough	109	1960-82
	Phillip McCallen	109	1987-99
6.	William Dunlop	99	2005-14
7.	Michael Dunlop	88	2006-14
8.	Brian Reid	78	1980-94
9.	Darran Lindsay	74	1999-06
10.	James Courtney	66	1992-99

KDM HIRE COOKSTOWN 100


SUPERSPORT 400 Group A Qualifying Friday, 24 April 2015



Pos	Class	No	Name	Machine / Sponsor	----- Best Lap -----				
					Time	Behind	Speed	On Lap	
Qualifying Classification									
1	400R	157	Ian MORRELL	Yamaha 400	1:46.669		70.873	4	5
2	400R	18	Vic ALLAN	Kawasaki 400	1:48.655	1.986	69.578	3	5
3	400R	97	Seamus ELLIOTT	Yamaha 400	1:49.206	2.537	69.227	4	4
4	400R	117	Alastair BAYLEY	Honda 400 - ABR Moto	1:49.899	3.230	68.790	4	4
5	400R	51	Scott MILLER	Kawasaki 400	1:50.449	3.780	68.448	2	4
6	400R	95	Robert GORDON	Honda 400	1:50.886	4.217	68.178	4	4
7	400R	316	Stephen MORRISON	Kawasaki 400	1:53.742	7.073	66.466	4	4
8	400R	9	Rikki McGOVERN	Honda 400	1:55.615	8.946	65.389	4	4
9	400R	44	Mick JORDAN	Honda 400	1:55.771	9.102	65.301	4	1
10	M450	171	Dave WALSH	KTM 450 - DRW Racing	1:57.014	10.345	64.608	4	4
11	400R	17	Stephen DAVISON	Kawasaki 400	1:57.114	10.445	64.552	4	4
12	400R	32	Aaron BOYD	Kawasaki 400 - Team Miserable	1:57.796	11.127	64.179	4	4
13	400R	47	Davie BLACK	Yamaha 400	2:02.806	16.137	61.561	4	4
14	400R	6	Alan JOHNSTON	Yamaha 400	2:03.150	16.481	61.389	4	4
15	400R	82	William McELROY	Kawasaki 400	2:03.320	16.651	61.304	4	4
16	400R	66	Mark SHIELDS	Honda 400	2:03.582	16.913	61.174	4	4
17	400R	67	Gavin BROWN	Honda 400 - PBR	2:04.284	17.615	60.828	4	4
18	400R	57	Yvonne MONTGOMERY	Kawasaki 400	2:09.303	22.634	58.467	3	3
19	400R	38	Derek WILKIE	Kawasaki 400	2:10.121	23.452	58.100	3	3
20	400R	64	Gerard CUMMINS	Kawasaki 400	2:19.875	33.206	54.048	3	3

Provisional result to be confirmed by the Stewards of the Meeting subject to completion of technical inspections & the time limit for protests

Page 1 / 1

Circuit	Orritor	Signed		Organising Club	Cookstown & District MCC
Length(miles)	2.1000		Chief Timekeeper		
Weather	Light Rain				
Track	Damp	Issued At:	17:27		

KDM HIRE COOKSTOWN 100

SUPERSPORT 400

Group A Qualifying

Friday, 24 April 2015

DETAILED RESULT



Qualifying Classification

Position

1 157 Ian MORRELL

400R Behind

Best Time **1:46.669** Best Speed **70.873** On **4** Gp

Lap	Elapsed Time	Lap Time	Lap Speed
1	2:17.414	2:17.414	55.016
2	4:05.338	1:47.924	70.049
3	5:52.452	1:47.114	70.579
4	7:39.121	1:46.669	70.873
5	9:27.902	1:48.781	69.497

2 18 Vic ALLAN

400R Behind **1.986**

Best Time **1:48.655** Best Speed **69.578** On **3** Gp

Lap	Elapsed Time	Lap Time	Lap Speed
1	2:18.702	2:18.702	54.505
2	4:08.496	1:49.794	68.856
3	5:57.151	1:48.655	69.578
4	7:47.619	1:50.468	68.436
5	9:53.203	2:05.584	60.199

3 97 Seamus ELLIOTT

400R Behind **2.537**

Best Time **1:49.206** Best Speed **69.227** On **4** Gp

Lap	Elapsed Time	Lap Time	Lap Speed
1	3:08.463	3:08.463	40.114
2	5:03.439	1:54.976	65.753
3	6:54.064	1:50.625	68.339
4	8:43.270	1:49.206	69.227

4 117 Alastair BAYLEY

400R Behind **3.230**

Best Time **1:49.899** Best Speed **68.790** On **4** Gp

Lap	Elapsed Time	Lap Time	Lap Speed
1	2:54.386	2:54.386	43.352
2	4:48.412	1:54.026	66.301
3	6:38.406	1:49.994	68.731
4	8:28.305	1:49.899	68.790

Qualifying Classification

Position

5 51 Scott MILLER

400R Behind **3.780**

Best Time **1:50.449** Best Speed **68.448** On **2** Gp

Lap	Elapsed Time	Lap Time	Lap Speed
1	2:25.489	2:25.489	51.963
2	4:15.938	1:50.449	68.448
3	6:06.580	1:50.642	68.328
4	7:57.092	1:50.512	68.409

6 95 Robert GORDON

400R Behind **4.217**

Best Time **1:50.886** Best Speed **68.178** On **4** Gp

Lap	Elapsed Time	Lap Time	Lap Speed
1	2:35.370	2:35.370	48.658
2	4:32.737	1:57.367	64.413
3	6:25.398	1:52.661	67.104
4	8:16.284	1:50.886	68.178

7 316 Stephen MORRISON

400R Behind **7.073**

Best Time **1:53.742** Best Speed **66.466** On **4** Gp

Lap	Elapsed Time	Lap Time	Lap Speed
1	2:25.216	2:25.216	52.060
2	4:20.822	1:55.606	65.395
3	6:16.113	1:55.291	65.573
4	8:09.855	1:53.742	66.466

8 9 Rikki McGOVERN

400R Behind **8.946**

Best Time **1:55.615** Best Speed **65.389** On **4** Gp

Lap	Elapsed Time	Lap Time	Lap Speed
1	3:08.146	3:08.146	40.182
2	5:11.873	2:03.727	61.102
3	7:09.344	1:57.471	64.356
4	9:04.959	1:55.615	65.389

9 44 Mick JORDAN

400R Behind **9.102**

Best Time **1:55.771** Best Speed **65.301** On **4** Gp

Lap	Elapsed Time	Lap Time	Lap Speed
1	2:41.180	2:41.180	46.904

KDM HIRE COOKSTOWN 100

SUPERSPORT 400

Group A Qualifying

Friday, 24 April 2015

DETAILED RESULT



Qualifying Classification

Position

10 171 Dave WALSH

M450 Behind 10.345

Best Time 1:57.014 Best Speed 64.608 On 4 Gp

Lap	Elapsed Time	Lap Time	Lap Speed
1	3:07.073	3:07.073	40.412
2	5:08.996	2:01.923	62.006
3	7:06.209	1:57.213	64.498
4	9:03.223	1:57.014	64.608

11 17 Stephen DAVISON

400R Behind 10.445

Best Time 1:57.114 Best Speed 64.552 On 4 Gp

Lap	Elapsed Time	Lap Time	Lap Speed
1	2:59.039	2:59.039	42.225
2	5:01.297	2:02.258	61.836
3	7:02.208	2:00.911	62.525
4	8:59.322	1:57.114	64.552

12 32 Aaron BOYD

400R Behind 11.127

Best Time 1:57.796 Best Speed 64.179 On 4 Gp

Lap	Elapsed Time	Lap Time	Lap Speed
1	2:59.893	2:59.893	42.025
2	5:01.435	2:01.542	62.201
3	6:59.760	1:58.325	63.892
4	8:57.556	1:57.796	64.179

13 47 Davie BLACK

400R Behind 16.137

Best Time 2:02.806 Best Speed 61.561 On 4 Gp

Lap	Elapsed Time	Lap Time	Lap Speed
1	3:09.942	3:09.942	39.802
2	5:20.253	2:10.311	58.015
3	7:24.585	2:04.332	60.805
4	9:27.391	2:02.806	61.561

14 6 Alan JOHNSTON

400R Behind 16.481

Best Time 2:03.150 Best Speed 61.389 On 4 Gp

Lap	Elapsed Time	Lap Time	Lap Speed
1	3:06.822	3:06.822	40.466
2	5:19.045	2:12.223	57.176
3	7:25.896	2:06.851	59.597
4	9:29.046	2:03.150	61.389

Qualifying Classification

Position

15 82 William McELROY

400R Behind 16.651

Best Time 2:03.320 Best Speed 61.304 On 4 Gp

Lap	Elapsed Time	Lap Time	Lap Speed
1	3:07.246	3:07.246	40.375
2	5:17.478	2:10.232	58.050
3	7:23.604	2:06.126	59.940
4	9:26.924	2:03.320	61.304

16 66 Mark SHIELDS

400R Behind 16.913

Best Time 2:03.582 Best Speed 61.174 On 4 Gp

Lap	Elapsed Time	Lap Time	Lap Speed
1	3:21.780	3:21.780	37.467
2	5:37.756	2:15.976	55.598
3	7:43.905	2:06.149	59.929
4	9:47.487	2:03.582	61.174

17 67 Gavin BROWN

400R Behind 17.615

Best Time 2:04.284 Best Speed 60.828 On 4 Gp

Lap	Elapsed Time	Lap Time	Lap Speed
1	3:07.880	3:07.880	40.238
2	5:19.343	2:11.463	57.507
3	7:24.037	2:04.694	60.628
4	9:28.321	2:04.284	60.828

18 57 Yvonne MONTGOMERY

400R Behind 22.634

Best Time 2:09.303 Best Speed 58.467 On 3 Gp

Lap	Elapsed Time	Lap Time	Lap Speed
1	3:19.186	3:19.186	37.954
2	5:34.318	2:15.132	55.945
3	7:43.621	2:09.303	58.467

19 38 Derek WILKIE

400R Behind 23.452

Best Time 2:10.121 Best Speed 58.100 On 3 Gp

Lap	Elapsed Time	Lap Time	Lap Speed
1	3:07.733	3:07.733	40.270
2	5:26.702	2:18.969	54.401
3	7:36.823	2:10.121	58.100

KDM HIRE COOKSTOWN 100

SUPERSPORT 400

Group A Qualifying

Friday, 24 April 2015

DETAILED RESULT



Qualifying Classification

Position

20 64 Gerard CUMMINS

400R Behind 33.206

Best Time 2:19.875 Best Speed 54.048 On 3 Gp

Lap	Elapsed Time	Lap Time	Lap Speed
1	3:06.985	3:06.985	40.431
2	5:34.159	2:27.174	51.368
3	7:54.034	2:19.875	54.048

KDM HIRE COOKSTOWN 100

SUPERSPORT

Group B Qualifying


Friday, 24 April 2015



Pos	Class	No	Name	Machine / Sponsor	----- Best Lap -----				
					Time	Behind	Speed	On Lap	
Qualifying Classification									
1	SSPR	3	Michael DUNLOP	Yamaha - MD Racing	1:27.737		86.167	5	5
2	SSPR	82	Derek SHEILS	Kawasaki - BikeBitsNI Racing	1:29.631	1.894	84.346	3	6
3	SSPR	91	James NEESOM	Kawasaki	1:31.453	3.716	82.665	5	5
4	SSPR	73	James KELLY	Yamaha	1:31.745	4.008	82.402	5	6
5	SSPR	24	Graham KENNEDY	Yamaha - Patsy Kennedy	1:33.011	5.274	81.281	4	6
6	SSPR	68	Gareth EVANS	Suzuki - Joe Evans Garage	1:34.285	6.548	80.182	4	6
7	SSPR	143	Joe NEWBOULD	Kawasaki	1:34.705	6.968	79.827	5	5
8	SSPR	16	Sam WILSON	Kawasaki	1:36.464	8.727	78.371	2	3
9	SSPR	43	Stephen DEGNAN	Suzuki	1:37.320	9.583	77.682	4	5
10	SSPR	4	Andrew SELLARS	Suzuki	1:37.912	10.175	77.212	5	5
11	SSPR	38	Derek WILKIE	Triumph 675	1:37.990	10.253	77.151	4	5
12	SSPR	164	Stephen TOBIN	Yamaha	1:39.154	11.417	76.245	4	5
13	SSPR	126	Christopher WATSON	Kawasaki	1:40.183	12.446	75.462	3	5
14	SSPR	14	Rodney LITTLE	Yamaha	1:41.200	13.463	74.704	4	5
15	SSPR	60	George SCOTT	Honda	1:42.813	15.076	73.532	5	5
16	SSPR	176	James CHRISTIE	Yamaha - Team JCR	1:47.524	19.787	70.310	4	5

Provisional result to be confirmed by the Stewards of the Meeting subject to completion of technical inspections & the time limit for protests

Page 1 / 1

Circuit	Orritor	Signed		Organising Club	Cookstown & District MCC
Length(miles)	2.1000		Chief Timekeeper		
Weather	Sunny, °C, %RH	Issued At:	16:53		
Track	Dry, °C				

KDM HIRE COOKSTOWN 100

SUPERSPORT 400

Group B Qualifying

Friday, 24 April 2015

DETAILED RESULT



Qualifying Classification

Position

1 28 Paul GARTLAND

400R Behind

Best Time **1:51.601** Best Speed **67.741** On **4** Gp

Lap	Elapsed Time	Lap Time	Lap Speed
1	3:18.190	3:18.190	38.145
2	5:18.421	2:00.231	62.879
3	7:10.556	1:52.135	67.419
4	9:02.157	1:51.601	67.741

2 77 Mark SHIELS

400R Behind **1.044**

Best Time **1:52.645** Best Speed **67.113** On **3** Gp

Lap	Elapsed Time	Lap Time	Lap Speed
1	2:42.892	2:42.892	46.411
2	4:36.662	1:53.770	66.450
3	6:29.307	1:52.645	67.113
4	8:22.885	1:53.578	66.562
5	10:25.096	2:02.211	61.860

3 88 Peter FLETCHER

400R Behind **3.660**

Best Time **1:55.261** Best Speed **65.590** On **4** Gp

Lap	Elapsed Time	Lap Time	Lap Speed
1	2:28.122	2:28.122	51.039
2	4:25.830	1:57.708	64.227
3	6:22.801	1:56.971	64.631
4	8:18.062	1:55.261	65.590
5	10:34.766	2:16.704	55.302

4 87 Ian SIMPSON

400R Behind **4.608**

Best Time **1:56.209** Best Speed **65.055** On **4** Gp

Lap	Elapsed Time	Lap Time	Lap Speed
1	2:40.786	2:40.786	47.019
2	4:42.834	2:02.048	61.943
3	6:40.400	1:57.566	64.304
4	8:36.609	1:56.209	65.055

Qualifying Classification

Position

5 42 Brian LOUGHLIN

400R Behind **4.689**

Best Time **1:56.290** Best Speed **65.010** On **3** Gp

Lap	Elapsed Time	Lap Time	Lap Speed
1	2:36.929	2:36.929	48.175
2	4:34.089	1:57.160	64.527
3	6:30.379	1:56.290	65.010
4	8:26.891	1:56.512	64.886

6 131 Robert CAIRNS

400R Behind **4.701**

Best Time **1:56.302** Best Speed **65.003** On **4** Gp

Lap	Elapsed Time	Lap Time	Lap Speed
1	2:43.804	2:43.804	46.153
2	4:46.421	2:02.617	61.655
3	6:47.103	2:00.682	62.644
4	8:43.405	1:56.302	65.003

7 15 Darren DUNCAN

400R Behind **9.653**

Best Time **2:01.254** Best Speed **62.348** On **3** Gp

Lap	Elapsed Time	Lap Time	Lap Speed
1	2:42.278	2:42.278	46.587
2	4:45.020	2:02.742	61.593
3	6:46.274	2:01.254	62.348
4	8:47.910	2:01.636	62.153

8 104 Jerry COLEMAN

400R Behind **11.926**

Best Time **2:03.527** Best Speed **61.201** On **2** Gp

Lap	Elapsed Time	Lap Time	Lap Speed
1	2:42.050	2:42.050	46.652
2	4:45.577	2:03.527	61.201
3	6:52.742	2:07.165	59.450
4	9:03.360	2:10.618	57.879

9 12 Richard FORD

400R Behind **27.400**

Best Time **2:19.001** Best Speed **54.388** On **2** Gp

Lap	Elapsed Time	Lap Time	Lap Speed
1	3:05.251	3:05.251	40.809
2	5:24.252	2:19.001	54.388
3	7:43.686	2:19.434	54.219
4	10:03.334	2:19.648	54.136

KDM HIRE COOKSTOWN 100

SUPERSPORT 400

Group B Qualifying

Friday, 24 April 2015

DETAILED RESULT



Qualifying Classification

Position

10 142 Stuart RAYNER

400R Behind 34.627

Best Time 2:26.228 Best Speed 51.700 On 3 Gp

Lap	Elapsed Time	Lap Time	Lap Speed
1	3:04.528	3:04.528	40.969
2	5:33.580	2:29.052	50.721
3	7:59.808	2:26.228	51.700
4	10:30.873	2:31.065	50.045


KDM HIRE COOKSTOWN 100
SUPERSPORT 400
Combined Qualifying
Friday, 24 April 2015



Pos	Class	No	Name	-----Best Time / Qual Laps-----				Overall Best Time / Speed /	
				Session A	Session B	Session C	Session D	Total Qual Laps	
1	400R	157	Ian MORRELL	1:46.669	-----	-----	-----	1:46.669	70.873
2	400R	18	Vic ALLAN	1:48.655	-----	-----	-----	1:48.655	69.578
3	400R	97	Seamus ELLIOTT	1:49.206	-----	-----	-----	1:49.206	69.227
4	400R	117	Alastair BAYLEY	1:49.899	-----	-----	-----	1:49.899	68.790
5	400R	51	Scott MILLER	1:50.449	-----	-----	-----	1:50.449	68.448
6	400R	95	Robert GORDON	1:50.886	-----	-----	-----	1:50.886	68.178
7	400R	28	Paul GARTLAND	-----	1:51.601	-----	-----	1:51.601	67.741
8	400R	77	Mark SHIELS	-----	1:52.645	-----	-----	1:52.645	67.113
9	400R	316	Stephen MORRISON	1:53.742	-----	-----	-----	1:53.742	66.466
10	400R	88	Peter FLETCHER	-----	1:55.261	-----	-----	1:55.261	65.590
11	400R	9	Rikki McGOVERN	1:55.615	-----	-----	-----	1:55.615	65.389
12	400R	44	Mick JORDAN	1:55.771	-----	-----	-----	1:55.771	65.301
13	400R	87	Ian SIMPSON	-----	1:56.209	-----	-----	1:56.209	65.055
14	400R	42	Brian LOUGHLIN	-----	1:56.290	-----	-----	1:56.290	65.010
15	400R	131	Robert CAIRNS	-----	1:56.302	-----	-----	1:56.302	65.003
16	400R	171	Dave WALSH	1:57.014	-----	-----	-----	1:57.014	64.608
17	400R	17	Stephen DAVISON	1:57.114	-----	-----	-----	1:57.114	64.552
18	400R	32	Aaron BOYD	1:57.796	-----	-----	-----	1:57.796	64.179
19	400R	15	Darren DUNCAN	-----	2:01.254	-----	-----	2:01.254	62.348
20	400R	47	Davie BLACK	2:02.806	-----	-----	-----	2:02.806	61.561
21	400R	6	Alan JOHNSTON	2:03.150	-----	-----	-----	2:03.150	61.389
22	400R	82	William McELROY	2:03.320	-----	-----	-----	2:03.320	61.304
23	400R	104	Jerry COLEMAN	-----	2:03.527	-----	-----	2:03.527	61.201
24	400R	66	Mark SHIELDS	2:03.582	-----	-----	-----	2:03.582	61.174
25	400R	67	Gavin BROWN	2:04.284	-----	-----	-----	2:04.284	60.828
26	400R	57	Yvonne MONTGOMERY	2:09.303	-----	-----	-----	2:09.303	58.467
27	400R	38	Derek WILKIE	2:10.121	-----	-----	-----	2:10.121	58.100
28	400R	12	Richard FORD	-----	2:19.001	-----	-----	2:19.001	54.388
29	400R	64	Gerard CUMMINS	2:19.875	-----	-----	-----	2:19.875	54.048
30	400R	142	Stuart RAYNER	-----	2:26.228	-----	-----	2:26.228	51.700

Provisional result to be confirmed by the Stewards of the Meeting subject to completion of technical inspections & the time limit for protests

Page 1 / 1

Circuit	Orritor	Signed	 Chief Timekeeper	Organising Club	Cookstown & District MCC
Length(miles)	2.1000	Issued At:			
Weather					
Track					

KDM HIRE COOKSTOWN 100

SUPERSPORT 400

Orritor 2.100 miles

R13: Hayes Fuels/Harold Henry Supersport 400 A


25/04/2015 15:55

Race (7 Laps)

RACE 13 - SUPERSPORT 400 A

9	82 A	104 B	
8	15 A	47 B	6 C
7	171 A	17 B	32 C
6	42 A	131 B	
5	9 A	44 B	87 C
4	77 A	316 B	88 C
3	28 A		
2	117 A	51 B	95 C
1	157 A	18 B	97 C

POLE POSITION A



Promoted by Cookstown and District Motorcycle Club (Road Racing)

Orbits

Provisional result to be confirmed by the Stewards of the Meeting subject to the completion of technical inspections and the time limit for protests.

MCUI (Ulster Centre) Timing @ www.elaps-timing.com

www.mylaps.com

Licensed to: MCUI

KDM HIRE COOKSTOWN 100

JUNIOR SUPPORT

Orritor 2.100 miles


R2: Junior Support C / Supersport 400 B

24/04/2015 19:42

Race (5 Laps)

JUNIOR SUPPORT C / SUPERSPORT 400 B

5	99 A		
4	58 A	82 B	113 C
3	142 A		
2	38 A	12 B	64 C
1	66 A POLE POSITION	67 B	57 C



Promoted by Cookstown and District Motorcycle Club (Road Racing)

Orbits

Provisional result to be confirmed by the Stewards of the Meeting subject to the completion of technical inspections and the time limit for protests.

MCUI (Ulster Centre) Timing @ www.elaps-timing.com

www.mylaps.com
Licensed to: MCUI

KDM HIRE COOKSTOWN 100

SUPERSPORT 400

Race 13 - Hayes Fuels/Harold Henry A Race

Saturday, 25 April 2015



Pos	Class	No	Name	Machine / Sponsor	Gp	Lap	Total Time	Behind	Speed	-----Best Lap-----		
										Time	Speed	On
Race Classification												
1	400R	157	Ian MORRELL	Yamaha 400	a	5	8:06.868		77.639	1:35.698	78.999	3
2	400R	117	Alastair BAYLEY	Honda 400 - ABR Moto	a	5	8:16.707	9.839	76.101	1:37.164	77.807	4
3	400R	97	Seamus ELLIOTT	Yamaha 400	a	5	8:18.229	11.361	75.869	1:38.130	77.041	2
4	400R	18	Vic ALLAN	Kawasaki 400	a	5	8:21.048	14.180	75.442	1:38.695	76.600	4
5	400R	87	Ian SIMPSON	Yamaha 400 - Park	b	5	8:32.053	25.185	73.820	1:40.611	75.141	2
6	400R	77	Mark SHIELS	Kawasaki 400 - MSR	b	5	8:33.695	26.827	73.585	1:39.856	75.709	4
7	400R	51	Scott MILLER	Kawasaki 400	a	5	8:36.438	29.570	73.194	1:41.468	74.506	3
8	400R	28	Paul GARTLAND	Kawasaki 400	a	5	8:36.958	30.090	73.120	1:41.823	74.246	2
9	400R	95	Robert GORDON	Honda 400	a	5	8:37.374	30.506	73.061	1:42.017	74.105	4
10	400R	9	Rikki McGOVERN	Honda 400	b	5	8:39.139	32.271	72.813	1:41.952	74.153	5
11	400R	44	Mick JORDAN	Honda 400	b	5	8:41.266	34.398	72.516	1:41.676	74.354	3
12	400R	32	Aaron BOYD	Kawasaki 400 - Team Miserable	c	5	8:45.744	38.876	71.898	1:43.957	72.722	5
13	400R	88	Peter FLETCHER	Kawasaki 400 - Bayview Hotel	b	5	8:52.305	45.437	71.012	1:44.210	72.546	4
14	400R	316	Stephen MORRISON	Kawasaki 400	b	5	8:52.496	45.628	70.986	1:44.244	72.522	4
15	400R	42	Brian LOUGHLIN	Kawasaki 400	b	5	8:53.146	46.278	70.900	1:44.107	72.618	5
16	400R	17	Stephen DAVISON	Kawasaki 400	c	5	8:56.783	49.915	70.420	1:43.905	72.759	5
17	400R	15	Darren DUNCAN	Kawasaki 400	c	5	9:08.756	1:01.888	68.883	1:48.479	69.691	2
18	400R	82	William McELROY	Kawasaki 400	c	5	9:18.539	1:11.671	67.677	1:49.623	68.964	5
19	400R	66	Mark SHIELDS	Honda 400	a	5	9:19.577	1:12.709	67.551	1:46.798	70.788	5
20	400R	47	Davie BLACK	Yamaha 400	c	5	9:23.038	1:16.170	67.136	1:50.178	68.616	3
21	400R	6	Alan JOHNSTON	Yamaha 400	c	5	9:25.750	1:18.882	66.814	1:50.333	68.520	5
22	400R	104	Jerry COLEMAN	Honda 400	c	4	7:42.074	1 Lap	65.444	1:51.774	67.636	2

Fastest Lap / New Lap Record 78.999 mph (Previously 78.919 mph)


400R	157	Ian MORRELL								1:35.698	78.999	3
------	-----	-------------	--	--	--	--	--	--	--	----------	--------	---

Not Classified

DNF	400R	131	Robert CAIRNS	Kawasaki 400	b	4	7:39.957		65.745	1:52.247	67.351	2
------------	------	-----	---------------	--------------	---	---	----------	--	--------	----------	--------	---

Provisional result to be confirmed by the Stewards of the Meeting subject to completion of technical inspections & the time limit for protests

Page 1 / 1

Circuit	Orritor	Signed		Organising Club	Cookstown & District MCC
Length(miles)	2.1000		Chief Timekeeper	Race Started	00:00
Weather	Sunny	Issued At:	18:13	Gp Time Diff - b 14.66 / c 28.47	
Track	Dry				




KDM HIRE COOKSTOWN 100

SUPERSPORT 400

Race 13 - Hayes Fuels/Harold Henry A Race

Saturday, 25 April 2015

DETAILED RESULT



Race Classification

1 157 Ian MORRELL

Total Time **8:06.868** Avg Speed **77.639** Behind
Best Time **1:35.698** Best Speed **78.999** On **3** Gp **a**

Lap	Elapsed Time	Lap Time	Lap Speed
1	1:40.300	1:40.300	75.374
2	3:16.705	1:36.405	78.419
3	4:52.403	1:35.698	78.999
4	6:28.625	1:36.222	78.568
5	8:06.868	1:38.243	76.952

2 117 Alastair BAYLEY

Total Time **8:16.707** Avg Speed **76.101** Behind **9.839**
Best Time **1:37.164** Best Speed **77.807** On **4** Gp **a**

Lap	Elapsed Time	Lap Time	Lap Speed
1	1:44.830	1:44.830	72.117
2	3:23.023	1:38.193	76.991
3	5:02.371	1:39.348	76.096
4	6:39.535	1:37.164	77.807
5	8:16.707	1:37.172	77.800

3 97 Seamus ELLIOTT

Total Time **8:18.229** Avg Speed **75.869** Behind **11.361**
Best Time **1:38.130** Best Speed **77.041** On **2** Gp **a**

Lap	Elapsed Time	Lap Time	Lap Speed
1	1:42.132	1:42.132	74.022
2	3:20.262	1:38.130	77.041
3	5:00.004	1:39.742	75.796
4	6:39.323	1:39.319	76.118
5	8:18.229	1:38.906	76.436

4 18 Vic ALLAN

Total Time **8:21.048** Avg Speed **75.442** Behind **14.180**
Best Time **1:38.695** Best Speed **76.600** On **4** Gp **a**

Lap	Elapsed Time	Lap Time	Lap Speed
1	1:43.596	1:43.596	72.976
2	3:22.761	1:39.165	76.237
3	5:03.438	1:40.677	75.092
4	6:42.133	1:38.695	76.600
5	8:21.048	1:38.915	76.429

Race Classification

5 87 Ian SIMPSON

Total Time **8:32.053** Avg Speed **73.820** Behind **25.185**
Best Time **1:40.611** Best Speed **75.141** On **2** Gp **b**

Lap	Elapsed Time	Lap Time	Lap Speed
1	2:03.629	2:03.629	61.151
2	3:44.240	1:40.611	75.141
3	5:25.188	1:40.948	74.890
4	7:05.967	1:40.779	75.016
5	8:46.713	1:40.746	75.040

6 77 Mark SHIELS

Total Time **8:33.695** Avg Speed **73.585** Behind **26.827**
Best Time **1:39.856** Best Speed **75.709** On **4** Gp **b**

Lap	Elapsed Time	Lap Time	Lap Speed
1	2:03.910	2:03.910	61.012
2	3:45.143	1:41.233	74.679
3	5:25.612	1:40.469	75.247
4	7:05.468	1:39.856	75.709
5	8:48.355	1:42.887	73.479

7 51 Scott MILLER

Total Time **8:36.438** Avg Speed **73.194** Behind **29.570**
Best Time **1:41.468** Best Speed **74.506** On **3** Gp **a**

Lap	Elapsed Time	Lap Time	Lap Speed
1	1:49.126	1:49.126	69.278
2	3:31.010	1:41.884	74.202
3	5:12.478	1:41.468	74.506
4	6:54.542	1:42.064	74.071
5	8:36.438	1:41.896	74.193

8 28 Paul GARTLAND

Total Time **8:36.958** Avg Speed **73.120** Behind **30.090**
Best Time **1:41.823** Best Speed **74.246** On **2** Gp **a**

Lap	Elapsed Time	Lap Time	Lap Speed
1	1:48.438	1:48.438	69.717
2	3:30.261	1:41.823	74.246
3	5:12.739	1:42.478	73.772
4	6:54.815	1:42.076	74.062
5	8:36.958	1:42.143	74.014


KDM HIRE COOKSTOWN 100

SUPERSPORT 400

Race 13 - Hayes Fuels/Harold Henry A Race

Saturday, 25 April 2015

DETAILED RESULT



Race Classification

9 95 Robert GORDON

Total Time **8:37.374** Avg Speed **73.061** Behind **30.506**

Best Time **1:42.017** Best Speed **74.105** On **4** Gp **a**

Lap	Elapsed Time	Lap Time	Lap Speed
1	1:47.992	1:47.992	70.005
2	3:30.580	1:42.588	73.693
3	5:13.072	1:42.492	73.762
4	6:55.089	1:42.017	74.105
5	8:37.374	1:42.285	73.911

Race Classification

13 88 Peter FLETCHER

Total Time **8:52.305** Avg Speed **71.012** Behind **45.437**

Best Time **1:44.210** Best Speed **72.546** On **4** Gp **b**

Lap	Elapsed Time	Lap Time	Lap Speed
1	2:06.833	2:06.833	59.606
2	3:53.046	1:46.213	71.178
3	5:38.488	1:45.442	71.698
4	7:22.698	1:44.210	72.546
5	9:06.965	1:44.267	72.506

10 9 Rikki McGOVERN

Total Time **8:39.139** Avg Speed **72.813** Behind **32.271**

Best Time **1:41.952** Best Speed **74.153** On **5** Gp **b**

Lap	Elapsed Time	Lap Time	Lap Speed
1	2:03.297	2:03.297	61.315
2	3:47.466	1:44.169	72.574
3	5:29.619	1:42.153	74.007
4	7:11.847	1:42.228	73.952
5	8:53.799	1:41.952	74.153

14 316 Stephen MORRISON

Total Time **8:52.496** Avg Speed **70.986** Behind **45.628**

Best Time **1:44.244** Best Speed **72.522** On **4** Gp **b**

Lap	Elapsed Time	Lap Time	Lap Speed
1	2:06.882	2:06.882	59.583
2	3:53.628	1:46.746	70.822
3	5:38.659	1:45.031	71.979
4	7:22.903	1:44.244	72.522
5	9:07.156	1:44.253	72.516

11 44 Mick JORDAN

Total Time **8:41.266** Avg Speed **72.516** Behind **34.398**

Best Time **1:41.676** Best Speed **74.354** On **3** Gp **b**

Lap	Elapsed Time	Lap Time	Lap Speed
1	2:06.234	2:06.234	59.889
2	3:48.361	1:42.127	74.025
3	5:30.037	1:41.676	74.354
4	7:13.068	1:43.031	73.376
5	8:55.926	1:42.858	73.499

15 42 Brian LOUGHLIN

Total Time **8:53.146** Avg Speed **70.900** Behind **46.278**

Best Time **1:44.107** Best Speed **72.618** On **5** Gp **b**

Lap	Elapsed Time	Lap Time	Lap Speed
1	2:07.766	2:07.766	59.171
2	3:53.344	1:45.578	71.606
3	5:39.112	1:45.768	71.477
4	7:23.699	1:44.587	72.284
5	9:07.806	1:44.107	72.618

12 32 Aaron BOYD

Total Time **8:45.744** Avg Speed **71.898** Behind **38.876**

Best Time **1:43.957** Best Speed **72.722** On **5** Gp **c**

Lap	Elapsed Time	Lap Time	Lap Speed
1	2:16.481	2:16.481	55.392
2	4:01.824	1:45.343	71.766
3	5:45.841	1:44.017	72.680
4	7:30.257	1:44.416	72.403
5	9:14.214	1:43.957	72.722

16 17 Stephen DAVISON

Total Time **8:56.783** Avg Speed **70.420** Behind **49.915**

Best Time **1:43.905** Best Speed **72.759** On **5** Gp **c**

Lap	Elapsed Time	Lap Time	Lap Speed
1	2:19.487	2:19.487	54.199
2	4:09.591	1:50.104	68.662
3	5:56.875	1:47.284	70.467
4	7:41.348	1:44.473	72.363
5	9:25.253	1:43.905	72.759


KDM HIRE COOKSTOWN 100

SUPERSPORT 400

Race 13 - Hayes Fuels/Harold Henry A Race

Saturday, 25 April 2015

DETAILED RESULT



Race Classification

17 15 Darren DUNCAN

Total Time **9:08.756** Avg Speed **68.883** Behind **1:01.888**

Best Time **1:48.479** Best Speed **69.691** On **2** Gp **c**

Lap	Elapsed Time	Lap Time	Lap Speed
1	2:20.786	2:20.786	53.699
2	4:09.265	1:48.479	69.691
3	5:57.761	1:48.496	69.680
4	7:47.465	1:49.704	68.913
5	9:37.226	1:49.761	68.877

18 82 William McELROY

Total Time **9:18.539** Avg Speed **67.677** Behind **1:11.671**

Best Time **1:49.623** Best Speed **68.964** On **5** Gp **c**

Lap	Elapsed Time	Lap Time	Lap Speed
1	2:25.198	2:25.198	52.067
2	4:17.001	1:51.803	67.619
3	6:07.175	1:50.174	68.619
4	7:57.386	1:50.211	68.596
5	9:47.009	1:49.623	68.964

19 66 Mark SHIELDS

Total Time **9:19.577** Avg Speed **67.551** Behind **1:12.709**

Best Time **1:46.798** Best Speed **70.788** On **5** Gp **a**

Lap	Elapsed Time	Lap Time	Lap Speed
1	2:29.401	2:29.401	50.602
2	4:21.130	1:51.729	67.664
3	6:12.694	1:51.564	67.764
4	8:01.249	1:48.555	69.642
5	9:48.047	1:46.798	70.788

20 47 Davie BLACK

Total Time **9:23.038** Avg Speed **67.136** Behind **1:16.170**

Best Time **1:50.178** Best Speed **68.616** On **3** Gp **c**

Lap	Elapsed Time	Lap Time	Lap Speed
1	2:28.431	2:28.431	50.933
2	4:20.108	1:51.677	67.695
3	6:10.286	1:50.178	68.616
4	8:00.881	1:50.595	68.358
5	9:51.508	1:50.627	68.338

Race Classification

21 6 Alan JOHNSTON

Total Time **9:25.750** Avg Speed **66.814** Behind **1:18.882**

Best Time **1:50.333** Best Speed **68.520** On **5** Gp **c**

Lap	Elapsed Time	Lap Time	Lap Speed
1	2:26.034	2:26.034	51.769
2	4:19.474	1:53.440	66.643
3	6:12.176	1:52.702	67.080
4	8:03.887	1:51.711	67.675
5	9:54.220	1:50.333	68.520

22 104 Jerry COLEMAN

Total Time **7:42.074** Avg Speed **65.444** Behind **1 Lap**

Best Time **1:51.774** Best Speed **67.636** On **2** Gp **c**

Lap	Elapsed Time	Lap Time	Lap Speed
1	2:29.093	2:29.093	50.707
2	4:20.867	1:51.774	67.636
3	6:13.506	1:52.639	67.117
4	8:10.544	1:57.038	64.594

Not Classified

DNF 131 Robert CAIRNS

Total Time **7:39.957** Avg Speed **65.745** Behind

Best Time **1:52.247** Best Speed **67.351** On **2** Gp **b**

Lap	Elapsed Time	Lap Time	Lap Speed
1	2:11.676	2:11.676	57.414
2	4:03.923	1:52.247	67.351
3	5:56.722	1:52.799	67.022
4	7:54.617	1:57.895	64.125

KDM HIRE COOKSTOWN 100

SUPERSPORT 400

Race 13 - Hayes Fuels/Harold Henry A Race

LAP CHART



1					2					3				
No	Name	Gp	Time of Day	Lap Time	No	Name	Gp	Time of Day	Lap Time	No	Name	Gp	Time of Day	Lap Time
157	Ian MORRELL	a	18:00:02.149	1:40.300	157	Ian MORRELL	a	18:01:38.554	1:36.405	157	Ian MORRELL	a	18:03:14.252	1:35.698
97	Seamus ELLIOTT	a	18:00:03.981	1:42.132	97	Seamus ELLIOTT	a	18:01:42.111	1:38.130	97	Seamus ELLIOTT	a	18:03:21.853	1:39.742
18	Vic ALLAN	a	18:00:05.445	1:43.596	18	Vic ALLAN	a	18:01:44.610	1:39.165	117	Alastair BAYLEY	a	18:03:24.220	1:39.348
117	Alastair BAYLEY	a	18:00:06.679	1:44.830	117	Alastair BAYLEY	a	18:01:44.872	1:38.193	18	Vic ALLAN	a	18:03:25.287	1:40.677
95	Robert GORDON	a	18:00:09.841	1:47.992	28	Paul GARTLAND	a	18:01:52.110	1:41.823	51	Scott MILLER	a	18:03:34.327	1:41.468
28	Paul GARTLAND	a	18:00:10.287	1:48.438	95	Robert GORDON	a	18:01:52.429	1:42.588	28	Paul GARTLAND	a	18:03:34.588	1:42.478
51	Scott MILLER	a	18:00:10.975	1:49.126	51	Scott MILLER	a	18:01:52.859	1:41.884	95	Robert GORDON	a	18:03:34.921	1:42.492
9	Rikki McGOVERN	a	18:00:25.146	2:03.297	87	Ian SIMPSON	a	18:02:06.089	1:40.611	87	Ian SIMPSON	a	18:03:47.037	1:40.948
87	Ian SIMPSON	a	18:00:25.478	2:03.629	77	Mark SHIELDS	a	18:02:06.992	1:41.233	77	Mark SHIELDS	a	18:03:47.461	1:40.469
77	Mark SHIELDS	a	18:00:25.759	2:03.910	9	Rikki McGOVERN	a	18:02:09.315	1:44.169	9	Rikki McGOVERN	a	18:03:51.468	1:42.153
44	Mick JORDAN	a	18:00:28.083	2:06.234	44	Mick JORDAN	a	18:02:10.210	1:42.127	44	Mick JORDAN	a	18:03:51.886	1:41.676
88	Peter FLETCHER	a	18:00:28.682	2:06.833	88	Peter FLETCHER	a	18:02:14.895	1:46.213	88	Peter FLETCHER	a	18:04:00.337	1:45.442
316	Stephen MORRISON	a	18:00:28.731	2:06.882	42	Brian LOUGHLIN	a	18:02:15.193	1:45.578	316	Stephen MORRISON	a	18:04:00.508	1:45.031
42	Brian LOUGHLIN	a	18:00:29.615	2:07.766	316	Stephen MORRISON	a	18:02:15.477	1:46.746	42	Brian LOUGHLIN	a	18:04:00.961	1:45.768
131	Robert CAIRNS	a	18:00:33.525	2:11.676	32	Aaron BOYD	a	18:02:23.673	1:45.343	32	Aaron BOYD	a	18:04:07.690	1:44.017
32	Aaron BOYD	a	18:00:38.330	2:16.481	131	Robert CAIRNS	a	18:02:25.772	1:52.247	131	Robert CAIRNS	a	18:04:18.571	1:52.799
17	Stephen DAVISON	a	18:00:41.336	2:19.487	15	Darren DUNCAN	a	18:02:31.114	1:48.479	17	Stephen DAVISON	a	18:04:18.724	1:47.284
15	Darren DUNCAN	a	18:00:42.635	2:20.786	17	Stephen DAVISON	a	18:02:31.440	1:50.104	15	Darren DUNCAN	a	18:04:19.610	1:48.496
82	William McELROY	a	18:00:47.047	2:25.198	82	William McELROY	a	18:02:38.850	1:51.803	82	William McELROY	a	18:04:29.024	1:50.174
6	Alan JOHNSTON	a	18:00:47.883	2:26.034	6	Alan JOHNSTON	a	18:02:41.323	1:53.440	47	Davie BLACK	a	18:04:32.135	1:50.178
47	Davie BLACK	a	18:00:50.280	2:28.431	47	Davie BLACK	a	18:02:41.957	1:51.677	6	Alan JOHNSTON	a	18:04:34.025	1:52.702
104	Jerry COLEMAN	a	18:00:50.942	2:29.093	104	Jerry COLEMAN	a	18:02:42.716	1:51.774	66	Mark SHIELDS	a	18:04:34.543	1:51.564
66	Mark SHIELDS	a	18:00:51.250	2:29.401	66	Mark SHIELDS	a	18:02:42.979	1:51.729	104	Jerry COLEMAN	a	18:04:35.355	1:52.639



4

No	Name	Gp	Time of Day	Lap Time
157	Ian MORRELL	a	18:04:50.474	1:36.222
97	Seamus ELLIOTT	a	18:05:01.172	1:39.319
117	Alastair BAYLEY	a	18:05:01.384	1:37.164
18	Vic ALLAN	a	18:05:03.982	1:38.695
51	Scott MILLER	a	18:05:16.391	1:42.064
28	Paul GARTLAND	a	18:05:16.664	1:42.076
95	Robert GORDON	a	18:05:16.938	1:42.017
77	Mark SHIELS	a	18:05:27.317	1:39.856
87	Ian SIMPSON	a	18:05:27.816	1:40.779
9	Rikki McGOVERN	a	18:05:33.696	1:42.228
44	Mick JORDAN	a	18:05:34.917	1:43.031
88	Peter FLETCHER	a	18:05:44.547	1:44.210
316	Stephen MORRISON	a	18:05:44.752	1:44.244
42	Brian LOUGHLIN	a	18:05:45.548	1:44.587
32	Aaron BOYD	a	18:05:52.106	1:44.416
17	Stephen DAVISON	a	18:06:03.197	1:44.473
15	Darren DUNCAN	a	18:06:09.314	1:49.704
131	Robert CAIRNS	a	18:06:16.466	1:57.895
82	William McELROY	a	18:06:19.235	1:50.211
47	Davie BLACK	a	18:06:22.730	1:50.595
66	Mark SHIELDS	a	18:06:23.098	1:48.555
6	Alan JOHNSTON	a	18:06:25.736	1:51.711
104	Jerry COLEMAN	a	18:06:32.393	1:57.038

5

No	Name	Gp	Time of Day	Lap Time
157	Ian MORRELL	a	18:06:28.717	1:38.243
117	Alastair BAYLEY	a	18:06:38.556	1:37.172
97	Seamus ELLIOTT	a	18:06:40.078	1:38.906
18	Vic ALLAN	a	18:06:42.897	1:38.915
51	Scott MILLER	a	18:06:58.287	1:41.896
28	Paul GARTLAND	a	18:06:58.807	1:42.143
95	Robert GORDON	a	18:06:59.223	1:42.285
87	Ian SIMPSON	a	18:07:08.562	1:40.746
77	Mark SHIELS	a	18:07:10.204	1:42.887
9	Rikki McGOVERN	a	18:07:15.648	1:41.952
44	Mick JORDAN	a	18:07:17.775	1:42.858
88	Peter FLETCHER	a	18:07:28.814	1:44.267
316	Stephen MORRISON	a	18:07:29.005	1:44.253
42	Brian LOUGHLIN	a	18:07:29.655	1:44.107
32	Aaron BOYD	a	18:07:36.063	1:43.957
17	Stephen DAVISON	a	18:07:47.102	1:43.905
15	Darren DUNCAN	a	18:07:59.075	1:49.761
82	William McELROY	a	18:08:08.858	1:49.623
66	Mark SHIELDS	a	18:08:09.896	1:46.798
47	Davie BLACK	a	18:08:13.357	1:50.627
6	Alan JOHNSTON	a	18:08:16.069	1:50.333

KDM HIRE COOKSTOWN 100

JUNIOR SUPPORT

Race 2 - Junior Support C / Supersport 400 B


Saturday, 25 April 2015



Pos	Class	No	Name	Machine / Sponsor	Gp	Lap	Total Time	Behind	Speed	-----Best Lap-----		
										Time	Speed	On
Race Classification												
1	400R	38	Derek WILKIE	Kawasaki 400	a	5	8:50.767	0	71.218	1:44.805	72.134	4
2	400R	23	Michal DOKOUPIL	Kawasaki 400 - R T & E Racing	b	5	8:59.333	8.566	70.087	1:45.825	71.439	5
3	SJUN	118	Tommy HEAPHY	Suzuki 650 - Ballyneal Stone Masons	b	5	9:19.066	28.299	67.613	1:49.135	69.272	5
4	400R	57	Yvonne MONTGOMERY	Kawasaki 400	a	5	9:34.282	43.515	65.821	1:51.557	67.768	5
5	SJUN	142	Stuart RAYNER	Suzuki 650	a	5	9:41.019	50.252	65.058	1:53.461	66.631	2
6	SJUN	82	William McELROY	Kawasaki 400	b	5	9:53.806	1:03.039	63.657	1:55.894	65.232	5
7	SJUN	40	Michael HOEY	Honda 400	b	5	9:56.743	1:05.976	63.344	1:54.373	66.100	5
8	400R	64	Gerard CUMMINS	Kawasaki 400	a	5	10:21.016	1:30.249	60.868	1:59.895	63.055	5
Fastest Lap												
	400R	38	Derek WILKIE							1:44.805	72.134	4
Not Classified												
DNF	SJUN	58	Adrian LOGUE	Kawasaki 400	b	1	2:13.664	0	56.560	2:27.114	51.389	1

Provisional result to be confirmed by the Stewards of the Meeting subject to completion of technical inspections & the time limit for protests

Page 1 / 1

Circuit	Orritor	Signed		Organising Club	Cookstown & District MCC
Length(miles)	2.1000		Chief Timekeeper	Race Started	00:00
Weather	Bright	Issued At:	11:22	Gp Time Diff - b	13.45
Track	Damp / Dry Patches				


KDM HIRE COOKSTOWN 100

JUNIOR SUPPORT

Race 2 - Junior Support C / Supersport 400 B

Saturday, 25 April 2015

DETAILED RESULT



Race Classification

1 38 Derek WILKIE

Total Time **8:50.767** Avg Speed **71.218** Behind **0**
Best Time **1:44.805** Best Speed **72.134** On **4** Gp **a**

Lap	Elapsed Time	Lap Time	Lap Speed
1	1:50.330	1:50.330	68.522
2	3:35.834	1:45.504	71.656
3	5:21.128	1:45.294	71.799
4	7:05.933	1:44.805	72.134
5	8:50.767	1:44.834	72.114

2 23 Michal DOKOUPIL

Total Time **8:59.333** Avg Speed **70.087** Behind **8.566**
Best Time **1:45.825** Best Speed **71.439** On **5** Gp **b**

Lap	Elapsed Time	Lap Time	Lap Speed
1	2:06.284	2:06.284	59.865
2	3:54.611	1:48.327	69.789
3	5:41.131	1:46.520	70.973
4	7:26.958	1:45.827	71.437
5	9:12.783	1:45.825	71.439

3 118 Tommy HEAPHY

Total Time **9:19.066** Avg Speed **67.613** Behind **28.299**
Best Time **1:49.135** Best Speed **69.272** On **5** Gp **b**

Lap	Elapsed Time	Lap Time	Lap Speed
1	2:11.266	2:11.266	57.593
2	4:02.162	1:50.896	68.172
3	5:51.643	1:49.481	69.053
4	7:43.381	1:51.738	67.658
5	9:32.516	1:49.135	69.272

4 57 Yvonne MONTGOMERY

Total Time **9:34.282** Avg Speed **65.821** Behind **43.515**
Best Time **1:51.557** Best Speed **67.768** On **5** Gp **a**

Lap	Elapsed Time	Lap Time	Lap Speed
1	1:59.693	1:59.693	63.162
2	3:54.989	1:55.296	65.570
3	5:49.159	1:54.170	66.217
4	7:42.725	1:53.566	66.569
5	9:34.282	1:51.557	67.768

Race Classification

5 142 Stuart RAYNER

Total Time **9:41.019** Avg Speed **65.058** Behind **50.252**
Best Time **1:53.461** Best Speed **66.631** On **2** Gp **a**

Lap	Elapsed Time	Lap Time	Lap Speed
1	2:01.039	2:01.039	62.459
2	3:54.500	1:53.461	66.631
3	5:50.156	1:55.656	65.366
4	7:45.758	1:55.602	65.397
5	9:41.019	1:55.261	65.590

6 82 William McELROY

Total Time **9:53.806** Avg Speed **63.657** Behind **1:03.039**
Best Time **1:55.894** Best Speed **65.232** On **5** Gp **b**

Lap	Elapsed Time	Lap Time	Lap Speed
1	2:16.857	2:16.857	55.240
2	4:13.853	1:56.996	64.618
3	6:14.403	2:00.550	62.713
4	8:11.362	1:56.959	64.638
5	10:07.256	1:55.894	65.232

7 40 Michael HOEY

Total Time **9:56.743** Avg Speed **63.344** Behind **1:05.976**
Best Time **1:54.373** Best Speed **66.100** On **5** Gp **b**

Lap	Elapsed Time	Lap Time	Lap Speed
1	2:17.311	2:17.311	55.057
2	4:14.283	1:56.972	64.631
3	6:17.657	2:03.374	61.277
4	8:15.820	1:58.163	63.979
5	10:10.193	1:54.373	66.100

8 64 Gerard CUMMINS

Total Time **10:21.016** Avg Speed **60.868** Behind **1:30.249**
Best Time **1:59.895** Best Speed **63.055** On **5** Gp **a**

Lap	Elapsed Time	Lap Time	Lap Speed
1	2:09.441	2:09.441	58.405
2	4:12.697	2:03.256	61.336
3	6:17.508	2:04.811	60.572
4	8:21.121	2:03.613	61.159
5	10:21.016	1:59.895	63.055

Not Classified


KDM HIRE COOKSTOWN 100

JUNIOR SUPPORT

Race 2 - Junior Support C / Supersport 400 B

Saturday, 25 April 2015

DETAILED RESULT



Not Classified

DNF 58 Adrian LOGUE

Total Time **2:13.664** Avg Speed **56.560** Behind **0**

Best Time **2:27.114** Best Speed **51.389** On **1** Gp **b**

Lap	Elapsed Time	Lap Time	Lap Speed
1	2:27.114	2:27.114	51.389

KDM HIRE COOKSTOWN 100

JUNIOR SUPPORT

Race 2 - Junior Support C / Supersport 400 B

LAP CHART

**1**

No	Name	Gp	Time of Day	Lap Time
38	Derek WILKIE	a	11:07:05.583	1:50.330
57	Yvonne MONTGOMERY	a	11:07:14.946	1:59.693
142	Stuart RAYNER	a	11:07:16.292	2:01.039
23	Michal DOKOUPIL	a	11:07:21.537	2:06.284
64	Gerard CUMMINS	a	11:07:24.694	2:09.441
118	Tommy HEAPHY	a	11:07:26.519	2:11.266
82	William McELROY	a	11:07:32.110	2:16.857
40	Michael HOEY	a	11:07:32.564	2:17.311
58	Adrian LOGUE	a	11:07:42.367	2:27.114

5

No	Name	Gp	Time of Day	Lap Time
38	Derek WILKIE	a	11:14:06.020	1:44.834
23	Michal DOKOUPIL	a	11:14:28.036	1:45.825
118	Tommy HEAPHY	a	11:14:47.769	1:49.135
57	Yvonne MONTGOMERY	a	11:14:49.535	1:51.557
142	Stuart RAYNER	a	11:14:56.272	1:55.261
82	William McELROY	a	11:15:22.509	1:55.894
40	Michael HOEY	a	11:15:25.446	1:54.373
64	Gerard CUMMINS	a	11:15:36.269	1:59.895

2

No	Name	Gp	Time of Day	Lap Time
38	Derek WILKIE	a	11:08:51.087	1:45.504
142	Stuart RAYNER	a	11:09:09.753	1:53.461
23	Michal DOKOUPIL	a	11:09:09.864	1:48.327
57	Yvonne MONTGOMERY	a	11:09:10.242	1:55.296
118	Tommy HEAPHY	a	11:09:17.415	1:50.896
64	Gerard CUMMINS	a	11:09:27.950	2:03.256
82	William McELROY	a	11:09:29.106	1:56.996
40	Michael HOEY	a	11:09:29.536	1:56.972

3

No	Name	Gp	Time of Day	Lap Time
38	Derek WILKIE	a	11:10:36.381	1:45.294
23	Michal DOKOUPIL	a	11:10:56.384	1:46.520
57	Yvonne MONTGOMERY	a	11:11:04.412	1:54.170
142	Stuart RAYNER	a	11:11:05.409	1:55.656
118	Tommy HEAPHY	a	11:11:06.896	1:49.481
82	William McELROY	a	11:11:29.656	2:00.550
64	Gerard CUMMINS	a	11:11:32.761	2:04.811
40	Michael HOEY	a	11:11:32.910	2:03.374

4

No	Name	Gp	Time of Day	Lap Time
38	Derek WILKIE	a	11:12:21.186	1:44.805
23	Michal DOKOUPIL	a	11:12:42.211	1:45.827
57	Yvonne MONTGOMERY	a	11:12:57.978	1:53.566
118	Tommy HEAPHY	a	11:12:58.634	1:51.738
142	Stuart RAYNER	a	11:13:01.011	1:55.602
82	William McELROY	a	11:13:26.615	1:56.959
40	Michael HOEY	a	11:13:31.073	1:58.163
64	Gerard CUMMINS	a	11:13:36.374	2:03.613

ROAD RACE - IRISH LIGHTWEIGHT (400/450)

2015

					#1	
Pos	No.	Name	Total	Diff	Gap	R1
1	157	Ian MORRELL	25	0	0	25
2	117	Alastair BAYLEY	20	5	5	20
3	97	Seamus ELLIOTT	16	9	4	16
4	18	Vic ALLAN	13	12	3	13
5	87	Ian SIMPSON	11	14	2	11
6	77	Mark SHIELS	10	15	1	10
7	51	Scott MILLER	9	16	1	9
8	28	Paul GARTLAND	8	17	1	8
9	95	Robert GORDON	7	18	1	7
10	9	Rikki McGOVERN	6	19	1	6
11	44	Mick JORDAN	5	20	1	5
12	32	Aaron BOYD	4	21	1	4
13	88	Peter FLETCHER	3	22	1	3
14	316	Stephen MORRISON	2	23	1	2
15	42	Brian LOUGHLIN	1	24	1	1

Event Legend

#1 **24/04/2015** KDM HIRE COOKSTOWN 100

ROAD RACE - ULSTER LIGHTWEIGHT (400/450)

2015

					#1	
Pos	No.	Name	Total	Diff	Gap	R1
1	157	Ian MORRELL	25	0	0	25
2	117	Alastair BAYLEY	20	5	5	20
3	97	Seamus ELLIOTT	16	9	4	16
4	18	Vic ALLAN	13	12	3	13
5	87	Ian SIMPSON	11	14	2	11
6	77	Mark SHIELS	10	15	1	10
7	51	Scott MILLER	9	16	1	9
8	28	Paul GARTLAND	8	17	1	8
9	95	Robert GORDON	7	18	1	7
10	9	Rikki McGOVERN	6	19	1	6
11	44	Mick JORDAN	5	20	1	5
12	32	Aaron BOYD	4	21	1	4
13	88	Peter FLETCHER	3	22	1	3
14	316	Stephen MORRISON	2	23	1	2
15	42	Brian LOUGHLIN	1	24	1	1

Event Legend

#1 **24/04/2015** KDM HIRE COOKSTOWN 100