



COOKSTOWN 100

Friday 25th & Saturday 26th April 2014

promoted by Cookstown & District MCC
www.cookstown100.com



& THE BRAESIDE BAR & RESTAURANT
SENIOR SUPPORT

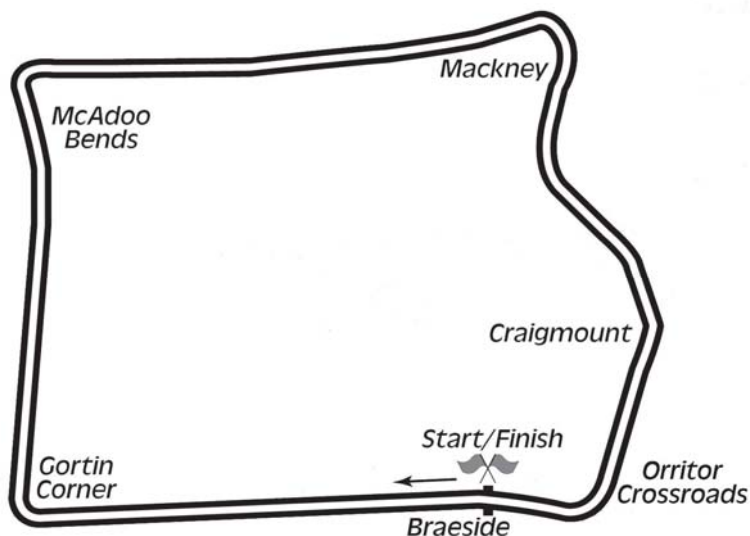


2&4
WHEEL MOTORSPORT
STEERING GROUP LTD.



northernireland
tourist board

Orritor Circuit 2.1 miles



LAP RECORDS

Class	Rider	Machine	m	s	mph	Year
125cc	William Dunlop	Honda	1	34.755	79.785	2010
Moto 3	Barry Davidson	Honda 250	1	39.075	76.306	2012
Moto 450	Ryan Farquhar	Kawasaki	1	35.432	79.219	2012
250cc	William Dunlop	Honda	1	29.658	84.320	2009
Supersport 400	Alastair Haworth	Yamaha	1	35.794	78.919	2013
Supertwin	Ryan Farquhar	Kawasaki 650	1	30.636	83.411	2012
Supersport	Michael Dunlop	Yamaha	1	24.783	89.169	2011
Superbike	Michael Dunlop	Honda	1	22.641	91.480	2013
Senior Support	Gary Robinson	Yamaha 600	1	29.956	84.041	2007
Junior Support	Mark Hanna	Honda 250	1	33.788	80.607	2013
Classic 1000cc	Wattie Brown	Norton 920	1	40.273	75.394	2006
Classic 500cc	Neill McWhirter	Norton	1	41.491	74.489	2010
Classic 350cc	Paul Coward	Honda	1	43.421	73.099	2004
Classic 250cc	Geoff McMullan	Suzuki	1	47.294	70.461	2006

MOST WINS at COOKSTOWN 100

Ryan Farquhar	26	1996 - 12
Ray McCullough	14	1967 - 79
Joey Dunlop	11	1977 - 98
Robert Dunlop	11	1985 - 08
Phillip McCallen	10	1987 - 96
William Dunlop	9	2006 - 13
Courtney Junk	8	1974 - 83
Mervyn Elwood	8	1987 - 97
Noel Hudson	7	1975 - 95
Bill Swallow	7	1987 - 00
Darran Lindsay	7	2000 - 05

ALL TIME IRISH ROAD RACE WINNERS (after Killalane 2013)

Most Wins at All Irish Road Race Meetings

1.	Ryan Farquhar	199	1995-12
2.	Joey Dunlop	156	1971-00
3.	Robert Dunlop	135	1980-08
4.	Ray McCullough	109	1960-82
	Phillip McCallen	109	1987-99
6.	William Dunlop	93	2005-13
7.	Michael Dunlop	81	2006-13
8.	Brian Reid	78	1980-94
9.	Darran Lindsay	74	1999-06
10.	James Courtney	66	1992-99

KDM HIRE COOKSTOWN 100

SENIOR SUPPORT

Senior Support Group A Qualifying


Friday, 25 April 2014



Pos	Class	No	Name	Machine / Sponsor	----- Best Lap -----			Laps	
					Time	Behind	Speed		
Qualifying Classification									
1	SSEN	63	Tom ROBINSON	Kawasaki 600	1:31.813		82.341	3	4
2	SSEN	13	Neil LYONS	Yamaha 600 - Amigo	1:33.756	1.943	80.635	3	4
3	SSEN	5	Thomas MAXWELL	Yamaha 600	1:34.431	2.618	80.058	4	4
4	SSEN	24	Graham KENNEDY	Yamaha 600	1:36.734	4.921	78.152	4	4
5	SSEN	35	Mark GOODINGS	Kawasaki 600 - IPG Racing	1:36.856	5.043	78.054	4	4
6	SSEN	7	Davide ANSALDI	Yamaha 600 - MotoMerchants.com	1:37.765	5.952	77.328	3	4
7	SSEN	43	Stephen DEGNAN	Suzuki 600	1:38.330	6.517	76.884	3	4
8	SSEN	44	Mick JORDAN	Honda 600	1:38.361	6.548	76.860	4	4
9	SSEN	14	Rodney LITTLE	Yamaha 600	1:38.915	7.102	76.429	4	4
10	SSEN	11	John CAHILL	Suzuki 750	1:39.101	7.288	76.286	4	4
11	SSEN	38	Derek WILKIE	Triumph 675	1:39.113	7.300	76.277	3	4
12	SSEN	41	Nigel REA	Yamaha 600	1:39.477	7.664	75.997	4	4
13	SSEN	31	Gary O'BRIEN	Yamaha 600	1:40.155	8.342	75.483	3	4
14	SSEN	30	Aron HATCH	Suzuki 750 - Mongey Transport	1:40.446	8.633	75.264	4	4
15	SSEN	32	Aaron BOYD	Suzuki 600 - Team Miserable	1:41.768	9.955	74.287	2	4
16	SSEN	60	George SCOTT	Honda 600	1:44.545	12.732	72.313	4	4
17	SSEN	61	Dario CECCONI	Suzuki 600	1:47.611	15.798	70.253	4	4
18	SSEN	17	Sarah BOYES	Yamaha 600	1:49.591	17.778	68.984	2	4
19	SSEN	39	Stephen GOWAN	Yamaha 600	1:49.861	18.048	68.814	4	4
20	SSEN	34	Yvonne MONTGOMERY	Suzuki 600	1:51.398	19.585	67.865	3	4
21	SSEN	46	Mark JOHNSTON	Suzuki 600	1:52.753	20.940	67.049	2	2

Provisional result to be confirmed by the Stewards of the Meeting subject to completion of technical inspections & the time limit for protests

Page 1 / 1

Circuit	Orritor	Signed		Organising Club	Cookstown & District MCC
Length(miles)	2.1000		Chief Timekeeper	Qualifying Started	16:14
Weather	Bright	Issued At:	16:23		
Track	Dry				

KDM HIRE COOKSTOWN 100

SENIOR SUPPORT

Senior Support Group A Qualifying

Friday, 25 April 2014

DETAILED RESULT



Qualifying Classification

Position

1 63 Tom ROBINSON

Behind

Best Time **1:31.813** Best Speed **82.341** On **3** Gp **a**

Lap	Elapsed Time	Lap Time	Lap Speed
1	2:00.001	2:00.001	62.999
2	3:34.309	1:34.308	80.163
3	5:06.122	1:31.813	82.341
4	6:39.254	1:33.132	81.175

2 13 Neil LYONS

Behind **1.943**

Best Time **1:33.756** Best Speed **80.635** On **3** Gp **a**

Lap	Elapsed Time	Lap Time	Lap Speed
1	2:22.114	2:22.114	53.197
2	3:56.122	1:34.008	80.419
3	5:29.878	1:33.756	80.635
4	7:04.533	1:34.655	79.869

3 5 Thomas MAXWELL

Behind **2.618**

Best Time **1:34.431** Best Speed **80.058** On **4** Gp **a**

Lap	Elapsed Time	Lap Time	Lap Speed
1	1:49.572	1:49.572	68.996
2	3:26.126	1:36.554	78.298
3	5:02.228	1:36.102	78.666
4	6:36.659	1:34.431	80.058

4 24 Graham KENNEDY

Behind **4.921**

Best Time **1:36.734** Best Speed **78.152** On **4** Gp **a**

Lap	Elapsed Time	Lap Time	Lap Speed
1	2:01.026	2:01.026	62.466
2	3:39.248	1:38.222	76.969
3	5:16.229	1:36.981	77.953
4	6:52.963	1:36.734	78.152

5 35 Mark GOODINGS

Behind **5.043**

Best Time **1:36.856** Best Speed **78.054** On **4** Gp **a**

Lap	Elapsed Time	Lap Time	Lap Speed
1	2:14.348	2:14.348	56.272
2	3:51.437	1:37.089	77.867
3	5:29.742	1:38.305	76.904
4	7:06.598	1:36.856	78.054

Qualifying Classification

Position

6 7 Davide ANSALDI

Behind **5.952**

Best Time **1:37.765** Best Speed **77.328** On **3** Gp **a**

Lap	Elapsed Time	Lap Time	Lap Speed
1	1:45.131	1:45.131	71.910
2	3:23.942	1:38.811	76.510
3	5:01.707	1:37.765	77.328
4	6:39.813	1:38.106	77.060

7 43 Stephen DEGNAN

Behind **6.517**

Best Time **1:38.330** Best Speed **76.884** On **3** Gp **a**

Lap	Elapsed Time	Lap Time	Lap Speed
1	2:11.338	2:11.338	57.561
2	3:50.289	1:38.951	76.401
3	5:28.619	1:38.330	76.884
4	7:07.425	1:38.806	76.514

8 44 Mick JORDAN

Behind **6.548**

Best Time **1:38.361** Best Speed **76.860** On **4** Gp **a**

Lap	Elapsed Time	Lap Time	Lap Speed
1	2:16.211	2:16.211	55.502
2	3:57.975	1:41.764	74.290
3	5:39.097	1:41.122	74.761
4	7:17.458	1:38.361	76.860

9 14 Rodney LITTLE

Behind **7.102**

Best Time **1:38.915** Best Speed **76.429** On **4** Gp **a**

Lap	Elapsed Time	Lap Time	Lap Speed
1	2:21.551	2:21.551	53.408
2	4:02.896	1:41.345	74.597
3	5:42.191	1:39.295	76.137
4	7:21.106	1:38.915	76.429

10 11 John CAHILL

Behind **7.288**

Best Time **1:39.101** Best Speed **76.286** On **4** Gp **a**

Lap	Elapsed Time	Lap Time	Lap Speed
1	1:52.245	1:52.245	67.353
2	3:34.136	1:41.891	74.197
3	5:13.595	1:39.459	76.011
4	6:52.696	1:39.101	76.286

KDM HIRE COOKSTOWN 100

SENIOR SUPPORT

Senior Support Group A Qualifying

Friday, 25 April 2014

DETAILED RESULT



Qualifying Classification

Position

11 38 Derek WILKIE

Behind 7.300

Best Time 1:39.113 Best Speed 76.277 On 3 Gp a

Lap	Elapsed Time	Lap Time	Lap Speed
1	2:10.994	2:10.994	57.713
2	3:50.147	1:39.153	76.246
3	5:29.260	1:39.113	76.277
4	7:08.650	1:39.390	76.064

12 41 Nigel REA

Behind 7.664

Best Time 1:39.477 Best Speed 75.997 On 4 Gp a

Lap	Elapsed Time	Lap Time	Lap Speed
1	2:29.939	2:29.939	50.421
2	4:10.853	1:40.914	74.915
3	5:52.024	1:41.171	74.725
4	7:31.501	1:39.477	75.997

13 31 Gary O'BRIEN

Behind 8.342

Best Time 1:40.155 Best Speed 75.483 On 3 Gp a

Lap	Elapsed Time	Lap Time	Lap Speed
1	1:59.389	1:59.389	63.322
2	3:43.512	1:44.123	72.606
3	5:23.667	1:40.155	75.483
4	7:05.295	1:41.628	74.389

14 30 Aron HATCH

Behind 8.633

Best Time 1:40.446 Best Speed 75.264 On 4 Gp a

Lap	Elapsed Time	Lap Time	Lap Speed
1	2:34.422	2:34.422	48.957
2	4:17.905	1:43.483	73.055
3	5:58.566	1:40.661	75.104
4	7:39.012	1:40.446	75.264

15 32 Aaron BOYD

Behind 9.955

Best Time 1:41.768 Best Speed 74.287 On 2 Gp a

Lap	Elapsed Time	Lap Time	Lap Speed
1	1:54.108	1:54.108	66.253
2	3:35.876	1:41.768	74.287
3	5:18.404	1:42.528	73.736
4	7:01.531	1:43.127	73.308

Qualifying Classification

Position

16 60 George SCOTT

Behind 12.732

Best Time 1:44.545 Best Speed 72.313 On 4 Gp a

Lap	Elapsed Time	Lap Time	Lap Speed
1	2:31.965	2:31.965	49.748
2	4:19.134	1:47.169	70.543
3	6:03.825	1:44.691	72.213
4	7:48.370	1:44.545	72.313

17 61 Dario CECCONI

Behind 15.798

Best Time 1:47.611 Best Speed 70.253 On 4 Gp a

Lap	Elapsed Time	Lap Time	Lap Speed
1	2:10.994	2:10.994	57.713
2	4:02.200	1:51.206	67.982
3	5:51.311	1:49.111	69.287
4	7:38.922	1:47.611	70.253

18 17 Sarah BOYES

Behind 17.778

Best Time 1:49.591 Best Speed 68.984 On 2 Gp a

Lap	Elapsed Time	Lap Time	Lap Speed
1	2:27.806	2:27.806	51.148
2	4:17.397	1:49.591	68.984
3	6:08.177	1:50.780	68.243
4	7:58.594	1:50.417	68.468

19 39 Stephen GOWAN

Behind 18.048

Best Time 1:49.861 Best Speed 68.814 On 4 Gp a

Lap	Elapsed Time	Lap Time	Lap Speed
1	2:14.146	2:14.146	56.357
2	4:04.437	1:50.291	68.546
3	5:56.521	1:52.084	67.449
4	7:46.382	1:49.861	68.814

20 34 Yvonne MONTGOMERY

Behind 19.585

Best Time 1:51.398 Best Speed 67.865 On 3 Gp a

Lap	Elapsed Time	Lap Time	Lap Speed
1	2:13.479	2:13.479	56.638
2	4:07.161	1:53.682	66.501
3	5:58.559	1:51.398	67.865
4	7:50.493	1:51.934	67.540

KDM HIRE COOKSTOWN 100

SENIOR SUPPORT

Senior Support Group A Qualifying

Friday, 25 April 2014

DETAILED RESULT



Qualifying Classification

Position

21 46 Mark JOHNSTON

Behind 20.940

Best Time 1:52.753 Best Speed 67.049 On 2 Gp a

Lap	Elapsed Time	Lap Time	Lap Speed
1	2:36.919	2:36.919	48.178
2	4:29.672	1:52.753	67.049

KDM HIRE COOKSTOWN 100

SENIOR SUPPORT

Senior Support Group B Qualifying


Friday, 25 April 2014



Pos	Class	No	Name	Machine / Sponsor	----- Best Lap -----				Laps
					Time	Behind	Speed	On	
Qualifying Classification									
1	SSEN	191	James NEESOM	Kawasaki 600	1:32.427		81.794	4	4
2	SSEN	109	Neil KERNOHAN	Yamaha 600 - Logan Racing	1:35.935	3.508	78.803	4	4
3	SSEN	171	Brian COOMEY	Yamaha 600	1:37.242	4.815	77.744	4	4
4	SSEN	73	Derek COSTELLO	Yamaha 600	1:37.560	5.133	77.491	4	4
5	SSEN	70	Brendan MERRIGAN	Yamaha 600	1:38.138	5.711	77.034	4	4
6	SSEN	144	Emmett BURKE	Honda 600 - Sunflame	1:38.275	5.848	76.927	4	4
7	SSEN	78	Dean CAMPBELL	Suzuki 600	1:38.465	6.038	76.779	4	4
8	SSEN	97	William HARA	Yamaha 600 - New Look Blinds	1:38.787	6.360	76.528	4	4
9	SSEN	87	Ian SIMPSON	Yamaha 600	1:39.963	7.536	75.628	2	4
10	SSEN	131	Robert CAIRNS	Suzuki 750 - LR Tyres Racing	1:42.145	9.718	74.012	3	4
11	SSEN	749	Paul SWORDS	Ducati 749	1:44.841	12.414	72.109	2	3
12	SSEN	81	Julian KIRK	Yamaha 600	1:45.698	13.271	71.525	4	4
13	SSEN	114	Michael HOEY	Suzuki 600	1:47.442	15.015	70.364	4	4
14	SSEN	104	Mark LINTON	Kawasaki 600 - M-Tuning / MWR	1:48.160	15.733	69.896	4	4
15	SSEN	141	Jason SHAW	Suzuki 600	1:51.205	18.778	67.983	2	2
16	SSEN	155	Richard LAMBOURNE	Suzuki 500	1:51.329	18.902	67.907	4	4

Provisional result to be confirmed by the Stewards of the Meeting subject to completion of technical inspections & the time limit for protests

Page 1 / 1

Circuit	Orritor	Signed		Organising Club	Cookstown & District MCC
Length(miles)	2.1000		Chief Timekeeper	Qualifying Started	16:28
Weather	Bright	Issued At:	16:37		
Track	Dry				



MCUI Ulster
Centre Timing
powered by
e-Laps timing software

www.elaps-timing.com



KDM HIRE COOKSTOWN 100

SENIOR SUPPORT

Senior Support Group B Qualifying

Friday, 25 April 2014

DETAILED RESULT



Qualifying Classification

Position

1 191 James NEESOM

Behind

Best Time **1:32.427** Best Speed **81.794** On **4** Gp **a**

Lap	Elapsed Time	Lap Time	Lap Speed
1	2:13.563	2:13.563	56.603
2	3:52.327	1:38.764	76.546
3	5:26.559	1:34.232	80.228
4	6:58.986	1:32.427	81.794

2 109 Neil KERNOHAN

Behind **3.508**

Best Time **1:35.935** Best Speed **78.803** On **4** Gp **a**

Lap	Elapsed Time	Lap Time	Lap Speed
1	1:50.083	1:50.083	68.675
2	3:28.258	1:38.175	77.005
3	5:05.197	1:36.939	77.987
4	6:41.132	1:35.935	78.803

3 171 Brian COOMEY

Behind **4.815**

Best Time **1:37.242** Best Speed **77.744** On **4** Gp **a**

Lap	Elapsed Time	Lap Time	Lap Speed
1	1:47.208	1:47.208	70.517
2	3:24.807	1:37.599	77.460
3	5:02.662	1:37.855	77.257
4	6:39.904	1:37.242	77.744

4 73 Derek COSTELLO

Behind **5.133**

Best Time **1:37.560** Best Speed **77.491** On **4** Gp **a**

Lap	Elapsed Time	Lap Time	Lap Speed
1	1:46.736	1:46.736	70.829
2	3:24.424	1:37.688	77.389
3	5:02.070	1:37.646	77.423
4	6:39.630	1:37.560	77.491

5 70 Brendan MERRIGAN

Behind **5.711**

Best Time **1:38.138** Best Speed **77.034** On **4** Gp **a**

Lap	Elapsed Time	Lap Time	Lap Speed
1	2:16.082	2:16.082	55.555
2	3:56.047	1:39.965	75.626
3	5:36.309	1:40.262	75.402
4	7:14.447	1:38.138	77.034

Qualifying Classification

Position

6 144 Emmett BURKE

Behind **5.848**

Best Time **1:38.275** Best Speed **76.927** On **4** Gp **a**

Lap	Elapsed Time	Lap Time	Lap Speed
1	2:19.997	2:19.997	54.001
2	3:59.316	1:39.319	76.118
3	5:41.221	1:41.905	74.187
4	7:19.496	1:38.275	76.927

7 78 Dean CAMPBELL

Behind **6.038**

Best Time **1:38.465** Best Speed **76.779** On **4** Gp **a**

Lap	Elapsed Time	Lap Time	Lap Speed
1	2:13.985	2:13.985	56.424
2	3:55.289	1:41.304	74.627
3	5:35.096	1:39.807	75.746
4	7:13.561	1:38.465	76.779

8 97 William HARA

Behind **6.360**

Best Time **1:38.787** Best Speed **76.528** On **4** Gp **a**

Lap	Elapsed Time	Lap Time	Lap Speed
1	2:07.217	2:07.217	59.426
2	3:52.159	1:44.942	72.040
3	5:32.986	1:40.827	74.980
4	7:11.773	1:38.787	76.528

9 87 Ian SIMPSON

Behind **7.536**

Best Time **1:39.963** Best Speed **75.628** On **2** Gp **a**

Lap	Elapsed Time	Lap Time	Lap Speed
1	2:33.919	2:33.919	49.117
2	4:13.882	1:39.963	75.628
3	5:54.842	1:40.960	74.881
4	7:36.429	1:41.587	74.419

10 131 Robert CAIRNS

Behind **9.718**

Best Time **1:42.145** Best Speed **74.012** On **3** Gp **a**

Lap	Elapsed Time	Lap Time	Lap Speed
1	2:33.060	2:33.060	49.392
2	4:16.116	1:43.056	73.358
3	5:58.261	1:42.145	74.012
4	7:40.777	1:42.516	73.745

KDM HIRE COOKSTOWN 100

SENIOR SUPPORT

Senior Support Group B Qualifying

Friday, 25 April 2014

DETAILED RESULT



Qualifying Classification

Position

11 749 Paul SWORDS

Behind 12.414

Best Time 1:44.841 Best Speed 72.109 On 2 Gp a

Lap	Elapsed Time	Lap Time	Lap Speed
1	1:57.009	1:57.009	64.610
2	3:41.850	1:44.841	72.109
3	7:31.956	3:50.106	32.854

12 81 Julian KIRK

Behind 13.271

Best Time 1:45.698 Best Speed 71.525 On 4 Gp a

Lap	Elapsed Time	Lap Time	Lap Speed
1	2:19.869	2:19.869	54.051
2	4:06.657	1:46.788	70.794
3	5:53.807	1:47.150	70.555
4	7:39.505	1:45.698	71.525

13 114 Michael HOEY

Behind 15.015

Best Time 1:47.442 Best Speed 70.364 On 4 Gp a

Lap	Elapsed Time	Lap Time	Lap Speed
1	2:02.736	2:02.736	61.596
2	3:51.868	1:49.132	69.274
3	5:43.886	1:52.018	67.489
4	7:31.328	1:47.442	70.364

14 104 Mark LINTON

Behind 15.733

Best Time 1:48.160 Best Speed 69.896 On 4 Gp a

Lap	Elapsed Time	Lap Time	Lap Speed
1	2:13.441	2:13.441	56.654
2	4:03.860	1:50.419	68.466
3	5:53.418	1:49.558	69.005
4	7:41.578	1:48.160	69.896

15 141 Jason SHAW

Behind 18.778

Best Time 1:51.205 Best Speed 67.983 On 2 Gp a

Lap	Elapsed Time	Lap Time	Lap Speed
1	1:59.448	1:59.448	63.291
2	3:50.653	1:51.205	67.983

Qualifying Classification

Position

16 155 Richard LAMBOURNE

Behind 18.902

Best Time 1:51.329 Best Speed 67.907 On 4 Gp a

Lap	Elapsed Time	Lap Time	Lap Speed
1	2:42.412	2:42.412	46.548
2	4:40.920	1:58.508	63.793
3	6:34.417	1:53.497	66.610
4	8:25.746	1:51.329	67.907

KDM HIRE COOKSTOWN 100


SENIOR SUPPORT Combined Qualifying



Pos	Class	No	Name	-----Best Time / Qual Laps-----		Overall Best Time / Speed / Total Qual Laps
				Session A	Session B	
Qualifying Classification						
1	SSEN	63	Tom ROBINSON	1:31.813	-----	1:31.813 82.341
2	SSEN	191	James NEESOM	-----	1:32.427	1:32.427 81.794
3	SSEN	13	Neil LYONS	1:33.756	-----	1:33.756 80.635
4	SSEN	5	Thomas MAXWELL	1:34.431	-----	1:34.431 80.058
5	SSEN	109	Neil KERNOHAN	-----	1:35.935	1:35.935 78.803
6	SSEN	24	Graham KENNEDY	1:36.734	-----	1:36.734 78.152
7	SSEN	35	Mark GOODINGS	1:36.856	-----	1:36.856 78.054
8	SSEN	171	Brian COOMEY	-----	1:37.242	1:37.242 77.744
9	SSEN	73	Derek COSTELLO	-----	1:37.560	1:37.560 77.491
10	SSEN	7	Davide ANSALDI	1:37.765	-----	1:37.765 77.328
11	SSEN	70	Brendan MERRIGAN	-----	1:38.138	1:38.138 77.034
12	SSEN	144	Emmett BURKE	-----	1:38.275	1:38.275 76.927
13	SSEN	43	Stephen DEGNAN	1:38.330	-----	1:38.330 76.884
14	SSEN	44	Mick JORDAN	1:38.361	-----	1:38.361 76.860
15	SSEN	78	Dean CAMPBELL	-----	1:38.465	1:38.465 76.779
16	SSEN	97	William HARA	-----	1:38.787	1:38.787 76.528
17	SSEN	14	Rodney LITTLE	1:38.915	-----	1:38.915 76.429
18	SSEN	11	John CAHILL	1:39.101	-----	1:39.101 76.286
19	SSEN	38	Derek WILKIE	1:39.113	-----	1:39.113 76.277
20	SSEN	41	Nigel REA	1:39.477	-----	1:39.477 75.997
21	SSEN	87	Ian SIMPSON	-----	1:39.963	1:39.963 75.628
22	SSEN	31	Gary O'BRIEN	1:40.155	-----	1:40.155 75.483
23	SSEN	30	Aron HATCH	1:40.446	-----	1:40.446 75.264
24	SSEN	32	Aaron BOYD	1:41.768	-----	1:41.768 74.287
25	SSEN	131	Robert CAIRNS	-----	1:42.145	1:42.145 74.012
26	SSEN	60	George SCOTT	1:44.545	-----	1:44.545 72.313
27	SSEN	749	Paul SWORDS	-----	1:44.841	1:44.841 72.109
28	SSEN	81	Julian KIRK	-----	1:45.698	1:45.698 71.525
29	SSEN	114	Michael HOEY	-----	1:47.442	1:47.442 70.364
30	SSEN	61	Dario CECCONI	1:47.611	-----	1:47.611 70.253
31	SSEN	104	Mark LINTON	-----	1:48.160	1:48.160 69.896
32	SSEN	17	Sarah BOYES	1:49.591	-----	1:49.591 68.984
33	SSEN	39	Stephen GOWAN	1:49.861	-----	1:49.861 68.814
34	SSEN	141	Jason SHAW	-----	1:51.205	1:51.205 67.983
35	SSEN	155	Richard LAMBOURNE	-----	1:51.329	1:51.329 67.907
36	SSEN	34	Yvonne MONTGOMERY	1:51.398	-----	1:51.398 67.865
37	SSEN	46	Mark JOHNSTON	1:52.753	-----	1:52.753 67.049

Provisional result to be confirmed by the Stewards of the Meeting subject to completion of technical inspections & the time limit for protests

Page 1 / 1

Circuit	Orritor	Signed	 Chief Timekeeper	Organising Club	Cookstown & District MCC
Length(miles)	2.1000	Issued At:			
Weather					
Track					



MCUI Ulster
Centre Timing
powered by
e-Laps timing software

www.elaps-timing.com



KDM HIRE COOKSTOWN 100

SENIOR SUPPORT

Orritor 2.100 miles

R10: Keylite Senior Support A

26/04/2014 14:15

Race (7 Laps)

RACE 10 - SENIOR SUPPORT A

11	31 A	30 B	
10	38 A	41 B	87 C
9	97 A	14 B	11 C
8			C
7	44 A	78 B	C
6	70 A	144 B	43 C
5	171 A	73 B	7 C
4		B	C
3	35 A		C
2	5 A	109 B	24 C
1	63 A POLE POSITION	191 B	13 C

KDM HIRE COOKSTOWN 100

SENIOR SUPPORT

Orritor 2.100 miles

R11: Braeside Bar & Restaurant Senior Support B

25/04/2014 19:50

Race (6 Laps)

RACE 11 - SENIOR SUPPORT B

7	46		
6	A 141	155	34
5	A 104	B 17	C 39
4	A	B	C
3	A 61	B	C
2	A 749	B 81	C 114
1	A 32	B 131	C 60
	POLE POSITION A	B	C



KDM HIRE COOKSTOWN 100

SENIOR SUPPORT

Race 10 - Keylite Senior Support A

Saturday, 26 April 2014




Pos	Class	No	Name	Machine / Sponsor	Gp	Laps	Total Time	Behind	Speed	-----Best Lap-----		
										Time	Speed	On
Race Classification												
1	SSEN	191	James NEESOM	Kawasaki 600	a	6	9:12.307		82.128	1:30.948	83.124	3
2	SSEN	63	Tom ROBINSON	Kawasaki 600	a	6	9:12.468	0.161	82.104	1:31.034	83.046	4
3	SSEN	5	Thomas MAXWELL	Yamaha 600	a	6	9:24.700	12.393	80.326	1:31.644	82.493	4
4	SSEN	109	Neil KERNOHAN	Yamaha 600 - Logan Racing	a	6	9:30.371	18.064	79.527	1:33.751	80.639	5
5	SSEN	24	Graham KENNEDY	Yamaha 600	a	6	9:35.204	22.897	78.859	1:34.152	80.296	2
6	SSEN	171	Brian COOMEY	Yamaha 600	b	6	9:36.747	24.440	78.648	1:34.066	80.369	6
7	SSEN	43	Stephen DEGNAN	Suzuki 600	b	6	9:38.497	26.190	78.410	1:34.878	79.681	5
8	SSEN	13	Neil LYONS	Yamaha 600 - Amigo	a	6	9:41.124	28.817	78.056	1:33.080	81.220	6
9	SSEN	97	William HARA	Yamaha 600 - New Look Blinds	c	6	9:41.597	29.290	77.992	1:35.827	78.892	3
10	SSEN	44	Mick JORDAN	Honda 600	b	6	9:46.020	33.713	77.404	1:34.648	79.875	6
11	SSEN	70	Brendan MERRIGAN	Yamaha 600	b	6	9:48.007	35.700	77.142	1:36.146	78.630	5
12	SSEN	73	Derek COSTELLO	Yamaha 600	b	6	9:49.146	36.839	76.993	1:36.022	78.732	5
13	SSEN	144	Emmett BURKE	Honda 600 - Sunflame	b	6	9:49.323	37.016	76.970	1:36.731	78.155	5
14	SSEN	30	Aron HATCH	Suzuki 750 - Mongey Transport	c	6	9:49.859	37.552	76.900	1:36.388	78.433	3
15	SSEN	7	Davide ANSALDI	Yamaha 600 - MotoMerchants.com	b	6	9:49.905	37.598	76.894	1:36.442	78.389	5
16	SSEN	78	Dean CAMPBELL	Suzuki 600	b	6	9:50.235	37.928	76.851	1:36.576	78.280	6
17	SSEN	38	Derek WILKIE	Triumph 675	c	6	9:50.542	38.235	76.811	1:35.968	78.776	5
18	SSEN	11	John CAHILL	Suzuki 750	c	6	9:54.492	42.185	76.300	1:36.990	77.946	2
19	SSEN	87	Ian SIMPSON	Yamaha 600	c	6	9:55.661	43.354	76.151	1:36.935	77.990	6
20	SSEN	41	Nigel REA	Yamaha 600	c	6	9:56.902	44.595	75.992	1:37.518	77.524	6
21	SSEN	14	Rodney LITTLE	Yamaha 600	c	6	9:58.721	46.414	75.761	1:37.644	77.424	2
22	SSEN	31	Gary O'BRIEN	Yamaha 600	c	6	10:08.522	56.215	74.541	1:38.764	76.546	5

Fastest Lap

SSEN	191	James NEESOM	Kawasaki 600	a						1:30.948	83.124	3
------	-----	--------------	--------------	---	--	--	--	--	--	----------	--------	---

Provisional result to be confirmed by the Stewards of the Meeting subject to completion of technical inspections & the time limit for protests

Page 1 / 1

Circuit	Orritor	Signed		Organising Club	Cookstown & District MCC
Length(miles)	2.1000		Chief Timekeeper	Race Started	15:21
Weather	Sunny	Issued At:	15:32	Gp Time Diff - b 12.62 / c 26.21	
Track	Dry				



MCUI Ulster
Centre Timing
powered by
e-Laps timing software

www.elaps-timing.com



KDM HIRE COOKSTOWN 100

SENIOR SUPPORT

Race 10 - Keylite Senior Support A

Saturday, 26 April 2014

DETAILED RESULT



Race Classification

1 191 James NEESOM

Total Time **9:12.307** Avg Speed **82.128** Behind
Best Time **1:30.948** Best Speed **83.124** On **3** Gp **a**

Lap	Elapsed Time	Lap Time	Lap Speed
1	1:36.326	1:36.326	78.483
2	3:07.397	1:31.071	83.012
3	4:38.345	1:30.948	83.124
4	6:09.524	1:31.179	82.914
5	7:40.979	1:31.455	82.664
6	9:12.307	1:31.328	82.779

2 63 Tom ROBINSON

Total Time **9:12.468** Avg Speed **82.104** Behind **0.161**
Best Time **1:31.034** Best Speed **83.046** On **4** Gp **a**

Lap	Elapsed Time	Lap Time	Lap Speed
1	1:36.476	1:36.476	78.361
2	3:07.626	1:31.150	82.940
3	4:38.684	1:31.058	83.024
4	6:09.718	1:31.034	83.046
5	7:41.245	1:31.527	82.599
6	9:12.468	1:31.223	82.874

3 5 Thomas MAXWELL

Total Time **9:24.700** Avg Speed **80.326** Behind **12.393**
Best Time **1:31.644** Best Speed **82.493** On **4** Gp **a**

Lap	Elapsed Time	Lap Time	Lap Speed
1	1:39.594	1:39.594	75.908
2	3:13.750	1:34.156	80.292
3	4:47.623	1:33.873	80.534
4	6:19.267	1:31.644	82.493
5	7:51.985	1:32.718	81.538
6	9:24.700	1:32.715	81.540

4 109 Neil KERNOHAN

Total Time **9:30.371** Avg Speed **79.527** Behind **18.064**
Best Time **1:33.751** Best Speed **80.639** On **5** Gp **a**

Lap	Elapsed Time	Lap Time	Lap Speed
1	1:39.433	1:39.433	76.031
2	3:13.470	1:34.037	80.394
3	4:47.444	1:33.974	80.448
4	6:21.487	1:34.043	80.389
5	7:55.238	1:33.751	80.639
6	9:30.371	1:35.133	79.468

Race Classification

5 24 Graham KENNEDY

Total Time **9:35.204** Avg Speed **78.859** Behind **22.897**
Best Time **1:34.152** Best Speed **80.296** On **2** Gp **a**

Lap	Elapsed Time	Lap Time	Lap Speed
1	1:41.105	1:41.105	74.774
2	3:15.257	1:34.152	80.296
3	4:49.680	1:34.423	80.065
4	6:24.035	1:34.355	80.123
5	7:59.447	1:35.412	79.235
6	9:35.204	1:35.757	78.950

6 171 Brian COOMEY

Total Time **9:36.747** Avg Speed **78.648** Behind **24.440**
Best Time **1:34.066** Best Speed **80.369** On **6** Gp **b**

Lap	Elapsed Time	Lap Time	Lap Speed
1	1:43.051	1:43.051	73.362
2	3:18.123	1:35.072	79.519
3	4:52.964	1:34.841	79.712
4	6:27.819	1:34.855	79.701
5	8:02.681	1:34.862	79.695
6	9:36.747	1:34.066	80.369

7 43 Stephen DEGNAN

Total Time **9:38.497** Avg Speed **78.410** Behind **26.190**
Best Time **1:34.878** Best Speed **79.681** On **5** Gp **b**

Lap	Elapsed Time	Lap Time	Lap Speed
1	1:41.462	1:41.462	74.511
2	3:17.609	1:36.147	78.630
3	4:53.598	1:35.989	78.759
4	6:28.509	1:34.911	79.654
5	8:03.387	1:34.878	79.681
6	9:38.497	1:35.110	79.487

8 13 Neil LYONS

Total Time **9:41.124** Avg Speed **78.056** Behind **28.817**
Best Time **1:33.080** Best Speed **81.220** On **6** Gp **a**

Lap	Elapsed Time	Lap Time	Lap Speed
1	1:39.052	1:39.052	76.324
2	3:27.351	1:48.299	69.807
3	5:00.850	1:33.499	80.856
4	6:34.608	1:33.758	80.633
5	8:08.044	1:33.436	80.911
6	9:41.124	1:33.080	81.220



MCUI Ulster
Centre Timing
powered by
e-Laps timing software

www.elaps-timing.com



KDM HIRE COOKSTOWN 100

SENIOR SUPPORT

Race 10 - Keylite Senior Support A

Saturday, 26 April 2014

DETAILED RESULT



Race Classification

9 97 William HARA

Total Time **9:41.597** Avg Speed **77.992** Behind **29.290**
Best Time **1:35.827** Best Speed **78.892** On **3** Gp **c**

Lap	Elapsed Time	Lap Time	Lap Speed
1	1:41.105	1:41.105	74.774
2	3:17.480	1:36.375	78.444
3	4:53.307	1:35.827	78.892
4	6:29.790	1:36.483	78.356
5	8:05.702	1:35.912	78.822
6	9:41.597	1:35.895	78.836

Race Classification

13 144 Emmett BURKE

Total Time **9:49.323** Avg Speed **76.970** Behind **37.016**
Best Time **1:36.731** Best Speed **78.155** On **5** Gp **b**

Lap	Elapsed Time	Lap Time	Lap Speed
1	1:43.644	1:43.644	72.942
2	3:21.242	1:37.598	77.461
3	4:58.353	1:37.111	77.849
4	6:35.337	1:36.984	77.951
5	8:12.068	1:36.731	78.155
6	9:49.323	1:37.255	77.734

10 44 Mick JORDAN

Total Time **9:46.020** Avg Speed **77.404** Behind **33.713**
Best Time **1:34.648** Best Speed **79.875** On **6** Gp **b**

Lap	Elapsed Time	Lap Time	Lap Speed
1	1:44.244	1:44.244	72.522
2	3:21.933	1:37.689	77.388
3	5:00.093	1:38.160	77.017
4	6:36.014	1:35.921	78.815
5	8:11.372	1:35.358	79.280
6	9:46.020	1:34.648	79.875

14 30 Aron HATCH

Total Time **9:49.859** Avg Speed **76.900** Behind **37.552**
Best Time **1:36.388** Best Speed **78.433** On **3** Gp **c**

Lap	Elapsed Time	Lap Time	Lap Speed
1	1:44.616	1:44.616	72.264
2	3:21.250	1:36.634	78.233
3	4:57.638	1:36.388	78.433
4	6:35.353	1:37.715	77.368
5	8:12.293	1:36.940	77.986
6	9:49.859	1:37.566	77.486

11 70 Brendan MERRIGAN

Total Time **9:48.007** Avg Speed **77.142** Behind **35.700**
Best Time **1:36.146** Best Speed **78.630** On **5** Gp **b**

Lap	Elapsed Time	Lap Time	Lap Speed
1	1:44.701	1:44.701	72.206
2	3:21.557	1:36.856	78.054
3	4:58.634	1:37.077	77.876
4	6:34.958	1:36.324	78.485
5	8:11.104	1:36.146	78.630
6	9:48.007	1:36.903	78.016

15 7 Davide ANSALDI

Total Time **9:49.905** Avg Speed **76.894** Behind **37.598**
Best Time **1:36.442** Best Speed **78.389** On **5** Gp **b**

Lap	Elapsed Time	Lap Time	Lap Speed
1	1:43.238	1:43.238	73.229
2	3:20.933	1:37.695	77.384
3	4:58.902	1:37.969	77.167
4	6:37.014	1:38.112	77.055
5	8:13.456	1:36.442	78.389
6	9:49.905	1:36.449	78.383

12 73 Derek COSTELLO

Total Time **9:49.146** Avg Speed **76.993** Behind **36.839**
Best Time **1:36.022** Best Speed **78.732** On **5** Gp **b**

Lap	Elapsed Time	Lap Time	Lap Speed
1	1:42.713	1:42.713	73.603
2	3:20.806	1:38.093	77.070
3	4:58.162	1:37.356	77.653
4	6:34.779	1:36.617	78.247
5	8:10.801	1:36.022	78.732
6	9:49.146	1:38.345	76.872

16 78 Dean CAMPBELL

Total Time **9:50.235** Avg Speed **76.851** Behind **37.928**
Best Time **1:36.576** Best Speed **78.280** On **6** Gp **b**

Lap	Elapsed Time	Lap Time	Lap Speed
1	1:45.391	1:45.391	71.733
2	3:22.530	1:37.139	77.827
3	4:59.614	1:37.084	77.871
4	6:36.860	1:37.246	77.741
5	8:13.659	1:36.799	78.100
6	9:50.235	1:36.576	78.280



MCUI Ulster
Centre Timing
powered by
e-Laps timing software

www.elaps-timing.com




KDM HIRE COOKSTOWN 100

SENIOR SUPPORT

Race 10 - Keylite Senior Support A

Saturday, 26 April 2014

DETAILED RESULT



Race Classification

17 38 Derek WILKIE

Total Time **9:50.542** Avg Speed **76.811** Behind **38.235**
Best Time **1:35.968** Best Speed **78.776** On **5** Gp **c**

Lap	Elapsed Time	Lap Time	Lap Speed
1	1:45.739	1:45.739	71.497
2	3:23.433	1:37.694	77.384
3	4:59.564	1:36.131	78.643
4	6:37.082	1:37.518	77.524
5	8:13.050	1:35.968	78.776
6	9:50.542	1:37.492	77.545

18 11 John CAHILL

Total Time **9:54.492** Avg Speed **76.300** Behind **42.185**
Best Time **1:36.990** Best Speed **77.946** On **2** Gp **c**

Lap	Elapsed Time	Lap Time	Lap Speed
1	1:42.801	1:42.801	73.540
2	3:19.791	1:36.990	77.946
3	4:58.920	1:39.129	76.264
4	6:36.749	1:37.829	77.278
5	8:15.454	1:38.705	76.592
6	9:54.492	1:39.038	76.334

19 87 Ian SIMPSON

Total Time **9:55.661** Avg Speed **76.151** Behind **43.354**
Best Time **1:36.935** Best Speed **77.990** On **6** Gp **c**

Lap	Elapsed Time	Lap Time	Lap Speed
1	1:46.240	1:46.240	71.160
2	3:23.778	1:37.538	77.508
3	5:02.570	1:38.792	76.524
4	6:40.458	1:37.888	77.231
5	8:18.726	1:38.268	76.932
6	9:55.661	1:36.935	77.990

20 41 Nigel REA

Total Time **9:56.902** Avg Speed **75.992** Behind **44.595**
Best Time **1:37.518** Best Speed **77.524** On **6** Gp **c**

Lap	Elapsed Time	Lap Time	Lap Speed
1	1:44.351	1:44.351	72.448
2	3:22.920	1:38.569	76.698
3	5:02.125	1:39.205	76.206
4	6:41.349	1:39.224	76.191
5	8:19.384	1:38.035	77.115
6	9:56.902	1:37.518	77.524

Race Classification

21 14 Rodney LITTLE

Total Time **9:58.721** Avg Speed **75.761** Behind **46.414**
Best Time **1:37.644** Best Speed **77.424** On **2** Gp **c**

Lap	Elapsed Time	Lap Time	Lap Speed
1	1:46.699	1:46.699	70.854
2	3:24.343	1:37.644	77.424
3	5:03.210	1:38.867	76.466
4	6:41.645	1:38.435	76.802
5	8:19.675	1:38.030	77.119
6	9:58.721	1:39.046	76.328

22 31 Gary O'BRIEN

Total Time **10:08.522** Avg Speed **74.541** Behind **56.215**
Best Time **1:38.764** Best Speed **76.546** On **5** Gp **c**


Lap	Elapsed Time	Lap Time	Lap Speed
1	1:49.085	1:49.085	69.304
2	3:29.602	1:40.517	75.211
3	5:10.116	1:40.514	75.213
4	6:49.693	1:39.577	75.921
5	8:28.457	1:38.764	76.546
6	10:08.522	1:40.065	75.551

KDM HIRE COOKSTOWN 100

SENIOR SUPPORT

Race 10 - Keylite Senior Support A

LAP CHART



1					3					5				
No	Name	G	Elapsed Time	Lap Time	No	Name	G	Elapsed Time	Lap Time	No	Name	G	Elapsed Time	Lap Time
191	James NEESOM	a	1:36.326	1:36.326	191	James NEESOM	a	4:38.345	1:30.948	191	James NEESOM	a	7:40.979	1:31.455
63	Tom ROBINSON	a	1:36.476	1:36.476	63	Tom ROBINSON	a	4:38.684	1:31.058	63	Tom ROBINSON	a	7:41.245	1:31.527
13	Neil LYONS	a	1:39.052	1:39.052	109	Neil KERNOHAN	a	4:47.444	1:33.974	5	Thomas MAXWELL	a	7:51.985	1:32.718
109	Neil KERNOHAN	a	1:39.433	1:39.433	5	Thomas MAXWELL	a	4:47.623	1:33.873	109	Neil KERNOHAN	a	7:55.238	1:33.751
5	Thomas MAXWELL	a	1:39.594	1:39.594	24	Graham KENNEDY	a	4:49.680	1:34.423	24	Graham KENNEDY	a	7:59.447	1:35.412
97	William HARA	c	1:41.105	1:41.105	171	Brian COOMEY	b	4:52.964	1:34.841	171	Brian COOMEY	b	8:02.681	1:34.862
24	Graham KENNEDY	a	1:41.105	1:41.105	97	William HARA	c	4:53.307	1:35.827	43	Stephen DEGNAN	b	8:03.387	1:34.878
43	Stephen DEGNAN	b	1:41.462	1:41.462	43	Stephen DEGNAN	b	4:53.598	1:35.989	97	William HARA	c	8:05.702	1:35.912
73	Derek COSTELLO	b	1:42.713	1:42.713	30	Aron HATCH	c	4:57.638	1:36.388	13	Neil LYONS	a	8:08.044	1:33.436
11	John CAHILL	c	1:42.801	1:42.801	73	Derek COSTELLO	b	4:58.162	1:37.356	73	Derek COSTELLO	b	8:10.801	1:36.022
171	Brian COOMEY	b	1:43.051	1:43.051	144	Emmett BURKE	b	4:58.353	1:37.111	70	Brendan MERRIGAN	b	8:11.104	1:36.146
7	Davide ANSALDI	b	1:43.238	1:43.238	70	Brendan MERRIGAN	b	4:58.634	1:37.077	44	Mick JORDAN	b	8:11.372	1:35.358
144	Emmett BURKE	b	1:43.644	1:43.644	7	Davide ANSALDI	b	4:58.902	1:37.969	144	Emmett BURKE	b	8:12.068	1:36.731
44	Mick JORDAN	b	1:44.244	1:44.244	11	John CAHILL	c	4:58.920	1:39.129	30	Aron HATCH	c	8:12.293	1:36.940
41	Nigel REA	c	1:44.351	1:44.351	38	Derek WILKIE	c	4:59.564	1:36.131	38	Derek WILKIE	c	8:13.050	1:35.968
30	Aron HATCH	c	1:44.616	1:44.616	78	Dean CAMPBELL	b	4:59.614	1:37.084	7	Davide ANSALDI	b	8:13.456	1:36.442
70	Brendan MERRIGAN	b	1:44.701	1:44.701	44	Mick JORDAN	b	5:00.093	1:38.160	78	Dean CAMPBELL	b	8:13.659	1:36.799
78	Dean CAMPBELL	b	1:45.391	1:45.391	13	Neil LYONS	a	5:00.850	1:33.499	11	John CAHILL	c	8:15.454	1:38.705
38	Derek WILKIE	c	1:45.739	1:45.739	41	Nigel REA	c	5:02.125	1:39.205	87	Ian SIMPSON	c	8:18.726	1:38.268
87	Ian SIMPSON	c	1:46.240	1:46.240	87	Ian SIMPSON	c	5:02.570	1:38.792	41	Nigel REA	c	8:19.384	1:38.035
14	Rodney LITTLE	c	1:46.699	1:46.699	14	Rodney LITTLE	c	5:03.210	1:38.867	14	Rodney LITTLE	c	8:19.675	1:38.030
31	Gary O'BRIEN	c	1:49.085	1:49.085	31	Gary O'BRIEN	c	5:10.116	1:40.514	31	Gary O'BRIEN	c	8:28.457	1:38.764

2					4					6				
No	Name	G	Elapsed Time	Lap Time	No	Name	G	Elapsed Time	Lap Time	No	Name	G	Elapsed Time	Lap Time
191	James NEESOM	a	3:07.397	1:31.071	191	James NEESOM	a	6:09.524	1:31.179	191	James NEESOM	a	9:12.307	1:31.328
63	Tom ROBINSON	a	3:07.626	1:31.150	63	Tom ROBINSON	a	6:09.718	1:31.034	63	Tom ROBINSON	a	9:12.468	1:31.223
109	Neil KERNOHAN	a	3:13.470	1:34.037	5	Thomas MAXWELL	a	6:19.267	1:31.644	5	Thomas MAXWELL	a	9:24.700	1:32.715
5	Thomas MAXWELL	a	3:13.750	1:34.156	109	Neil KERNOHAN	a	6:21.487	1:34.043	109	Neil KERNOHAN	a	9:30.371	1:35.133
24	Graham KENNEDY	a	3:15.257	1:34.152	24	Graham KENNEDY	a	6:24.035	1:34.355	24	Graham KENNEDY	a	9:35.204	1:35.757
97	William HARA	c	3:17.480	1:36.375	171	Brian COOMEY	b	6:27.819	1:34.855	171	Brian COOMEY	b	9:36.747	1:34.066
43	Stephen DEGNAN	b	3:17.609	1:36.147	43	Stephen DEGNAN	b	6:28.509	1:34.911	43	Stephen DEGNAN	b	9:38.497	1:35.110
171	Brian COOMEY	b	3:18.123	1:35.072	97	William HARA	c	6:29.790	1:36.483	13	Neil LYONS	a	9:41.124	1:33.080
11	John CAHILL	c	3:19.791	1:36.990	13	Neil LYONS	a	6:34.608	1:33.758	97	William HARA	c	9:41.597	1:35.895
73	Derek COSTELLO	b	3:20.806	1:38.093	73	Derek COSTELLO	b	6:34.779	1:36.617	44	Mick JORDAN	b	9:46.020	1:34.648
7	Davide ANSALDI	b	3:20.933	1:37.695	70	Brendan MERRIGAN	b	6:34.958	1:36.324	70	Brendan MERRIGAN	b	9:48.007	1:36.903
144	Emmett BURKE	b	3:21.242	1:37.598	144	Emmett BURKE	b	6:35.337	1:36.984	73	Derek COSTELLO	b	9:49.146	1:38.345
30	Aron HATCH	c	3:21.250	1:36.634	30	Aron HATCH	c	6:35.353	1:37.715	144	Emmett BURKE	b	9:49.323	1:37.255
70	Brendan MERRIGAN	b	3:21.557	1:36.856	44	Mick JORDAN	b	6:36.014	1:35.921	30	Aron HATCH	c	9:49.859	1:37.566
44	Mick JORDAN	b	3:21.933	1:37.689	11	John CAHILL	c	6:36.749	1:37.829	7	Davide ANSALDI	b	9:49.905	1:36.449
78	Dean CAMPBELL	b	3:22.530	1:37.139	78	Dean CAMPBELL	b	6:36.860	1:37.246	78	Dean CAMPBELL	b	9:50.235	1:36.576
41	Nigel REA	c	3:22.920	1:38.569	7	Davide ANSALDI	b	6:37.014	1:38.112	38	Derek WILKIE	c	9:50.542	1:37.492
38	Derek WILKIE	c	3:23.433	1:37.694	38	Derek WILKIE	c	6:37.082	1:37.518	11	John CAHILL	c	9:54.492	1:39.038
87	Ian SIMPSON	c	3:23.778	1:37.538	87	Ian SIMPSON	c	6:40.458	1:37.888	87	Ian SIMPSON	c	9:55.661	1:36.935
14	Rodney LITTLE	c	3:24.343	1:37.644	41	Nigel REA	c	6:41.349	1:39.224	41	Nigel REA	c	9:56.902	1:37.518
13	Neil LYONS	a	3:27.351	1:48.299	14	Rodney LITTLE	c	6:41.645	1:38.435	14	Rodney LITTLE	c	9:58.721	1:39.046
31	Gary O'BRIEN	c	3:29.602	1:40.517	31	Gary O'BRIEN	c	6:49.693	1:39.577	31	Gary O'BRIEN	c	10:08.522	1:40.065

KDM HIRE COOKSTOWN 100

SENIOR SUPPORT

Race 11 - Braeside Bar & Restaurant Senior Support B


Friday, 25 April 2014



Pos	Class	No	Name	Machine / Sponsor	Gp	Laps	Total Time	Behind	Speed	-----Best Lap-----		
										Time	Speed	On
Race Classification												
1	SSEN	749	Paul SWORDS	Ducati 749	a	6	10:00.460		75.542	1:38.048	77.105	2
2	SSEN	131	Robert CAIRNS	Suzuki 750 - LR Tyres Racing	a	6	10:00.845	0.385	75.494	1:39.218	76.196	2
3	SSEN	60	George SCOTT	Honda 600	a	6	10:01.156	0.696	75.455	1:38.019	77.128	5
4	SSEN	32	Aaron BOYD	Suzuki 600 - Team Miserable	a	6	10:17.626	17.166	73.443	1:40.298	75.375	2
5	SSEN	81	Julian KIRK	Yamaha 600	a	6	10:17.882	17.422	73.412	1:40.259	75.405	4
6	SSEN	114	Michael HOEY	Suzuki 600	a	6	10:23.456	22.996	72.756	1:42.477	73.773	4
7	SSEN	61	Dario CECCONI	Suzuki 600	a	6	10:23.669	23.209	72.731	1:41.878	74.206	6
8	SSEN	104	Mark LINTON	Kawasaki 600 - M-Tuning / MWR	b	6	10:26.184	25.724	72.439	1:42.241	73.943	6
9	SSEN	141	Jason SHAW	Suzuki 600	b	6	10:27.570	27.110	72.279	1:42.702	73.611	2
10	SSEN	40	Wayne HALL	Yamaha 600 - Gas Safety Systems	b	6	10:28.998	28.538	72.115	1:41.711	74.328	6
11	SSEN	34	Yvonne MONTGOMERY	Suzuki 600	b	6	10:42.735	42.275	70.573	1:43.709	72.896	6
12	SSEN	39	Stephen GOWAN	Yamaha 600	b	6	10:53.842	53.382	69.375	1:46.759	70.814	4
13	SSEN	17	Sarah BOYES	Yamaha 600	b	6	10:59.185	58.725	68.812	1:48.010	69.994	6
14	SSEN	155	Richard LAMBOURNE	Suzuki 500	b	6	10:59.869	59.409	68.741	1:46.612	70.911	6
Fastest Lap												
	SSEN	60	George SCOTT	Honda 600	a					1:38.019	77.128	5

Provisional result to be confirmed by the Stewards of the Meeting subject to completion of technical inspections & the time limit for protests

Page 1 / 1

Circuit	Orritor	Signed		Organising Club	Cookstown & District MCC
Length(miles)	2.1000		Chief Timekeeper	Race Started	17:36
Weather	Cloudy	Issued At:	17:51	Gp Time Diff - b	11.35
Track	Dry				



MCUI Ulster
Centre Timing
powered by
e-Laps timing software

www.elaps-timing.com



KDM HIRE COOKSTOWN 100

SENIOR SUPPORT

Race 11 - Braeside Bar & Restaurant Senior Support B

Friday, 25 April 2014

DETAILED RESULT



Race Classification

1 749 Paul SWORDS

Total Time **10:00.460** Avg Speed **75.542** Behind
Best Time **1:38.048** Best Speed **77.105** On **2** Gp **a**

Lap	Elapsed Time	Lap Time	Lap Speed
1	1:43.155	1:43.155	73.288
2	3:21.203	1:38.048	77.105
3	5:00.908	1:39.705	75.824
4	6:40.793	1:39.885	75.687
5	8:20.288	1:39.495	75.984
6	10:00.460	1:40.172	75.470

2 131 Robert CAIRNS

Total Time **10:00.845** Avg Speed **75.494** Behind **0.385**
Best Time **1:39.218** Best Speed **76.196** On **2** Gp **a**

Lap	Elapsed Time	Lap Time	Lap Speed
1	1:42.832	1:42.832	73.518
2	3:22.050	1:39.218	76.196
3	5:01.438	1:39.388	76.066
4	6:41.089	1:39.651	75.865
5	8:20.577	1:39.488	75.989
6	10:00.845	1:40.268	75.398

3 60 George SCOTT

Total Time **10:01.156** Avg Speed **75.455** Behind **0.696**
Best Time **1:38.019** Best Speed **77.128** On **5** Gp **a**

Lap	Elapsed Time	Lap Time	Lap Speed
1	1:45.807	1:45.807	71.451
2	3:25.553	1:39.746	75.793
3	5:04.781	1:39.228	76.188
4	6:42.887	1:38.106	77.060
5	8:20.906	1:38.019	77.128
6	10:01.156	1:40.250	75.411

4 32 Aaron BOYD

Total Time **10:17.626** Avg Speed **73.443** Behind **17.166**
Best Time **1:40.298** Best Speed **75.375** On **2** Gp **a**

Lap	Elapsed Time	Lap Time	Lap Speed
1	1:45.012	1:45.012	71.992
2	3:25.310	1:40.298	75.375
3	5:07.353	1:42.043	74.086
4	6:49.965	1:42.612	73.676
5	8:33.323	1:43.358	73.144
6	10:17.626	1:44.303	72.481

Race Classification

5 81 Julian KIRK

Total Time **10:17.882** Avg Speed **73.412** Behind **17.422**
Best Time **1:40.259** Best Speed **75.405** On **4** Gp **a**

Lap	Elapsed Time	Lap Time	Lap Speed
1	1:49.818	1:49.818	68.841
2	3:31.843	1:42.025	74.099
3	5:13.803	1:41.960	74.147
4	6:54.062	1:40.259	75.405
5	8:34.413	1:40.351	75.336
6	10:17.882	1:43.469	73.065

6 114 Michael HOEY

Total Time **10:23.456** Avg Speed **72.756** Behind **22.996**
Best Time **1:42.477** Best Speed **73.773** On **4** Gp **a**

Lap	Elapsed Time	Lap Time	Lap Speed
1	1:48.674	1:48.674	69.566
2	3:31.220	1:42.546	73.723
3	5:15.486	1:44.266	72.507
4	6:57.963	1:42.477	73.773
5	8:40.947	1:42.984	73.409
6	10:23.456	1:42.509	73.750

7 61 Dario CECCONI

Total Time **10:23.669** Avg Speed **72.731** Behind **23.209**
Best Time **1:41.878** Best Speed **74.206** On **6** Gp **a**

Lap	Elapsed Time	Lap Time	Lap Speed
1	1:49.055	1:49.055	69.323
2	3:32.943	1:43.888	72.771
3	5:15.716	1:42.773	73.560
4	6:58.595	1:42.879	73.484
5	8:41.791	1:43.196	73.259
6	10:23.669	1:41.878	74.206

8 104 Mark LINTON

Total Time **10:26.184** Avg Speed **72.439** Behind **25.724**
Best Time **1:42.241** Best Speed **73.943** On **6** Gp **b**

Lap	Elapsed Time	Lap Time	Lap Speed
1	1:50.478	1:50.478	68.430
2	3:33.334	1:42.856	73.501
3	5:17.974	1:44.640	72.248
4	7:01.384	1:43.410	73.107
5	8:43.943	1:42.559	73.714
6	10:26.184	1:42.241	73.943



MCUI Ulster
Centre Timing
powered by
e-Laps timing software

www.elaps-timing.com



KDM HIRE COOKSTOWN 100

SENIOR SUPPORT

Race 11 - Braeside Bar & Restaurant Senior Support B

Friday, 25 April 2014

DETAILED RESULT



Race Classification

9 141 Jason SHAW

Total Time **10:27.570** Avg Speed **72.279** Behind **27.110**
Best Time **1:42.702** Best Speed **73.611** On **2** Gp **b**

Lap	Elapsed Time	Lap Time	Lap Speed
1	1:51.071	1:51.071	68.065
2	3:33.773	1:42.702	73.611
3	5:17.556	1:43.783	72.844
4	7:00.989	1:43.433	73.091
5	8:44.771	1:43.782	72.845
6	10:27.570	1:42.799	73.542

Race Classification

13 17 Sarah BOYES

Total Time **10:59.185** Avg Speed **68.812** Behind **58.725**
Best Time **1:48.010** Best Speed **69.994** On **6** Gp **b**

Lap	Elapsed Time	Lap Time	Lap Speed
1	1:52.909	1:52.909	66.957
2	3:43.573	1:50.664	68.315
3	5:33.826	1:50.253	68.570
4	7:22.731	1:48.905	69.418
5	9:11.175	1:48.444	69.713
6	10:59.185	1:48.010	69.994

10 40 Wayne HALL

Total Time **10:28.998** Avg Speed **72.115** Behind **28.538**
Best Time **1:41.711** Best Speed **74.328** On **6** Gp **b**

Lap	Elapsed Time	Lap Time	Lap Speed
1	1:53.936	1:53.936	66.353
2	3:39.569	1:45.633	71.569
3	5:22.376	1:42.807	73.536
4	7:04.771	1:42.395	73.832
5	8:47.287	1:42.516	73.745
6	10:28.998	1:41.711	74.328

14 155 Richard LAMBOURNE

Total Time **10:59.869** Avg Speed **68.741** Behind **59.409**
Best Time **1:46.612** Best Speed **70.911** On **6** Gp **b**

Lap	Elapsed Time	Lap Time	Lap Speed
1	1:56.891	1:56.891	64.676
2	3:47.065	1:50.174	68.619
3	5:36.565	1:49.500	69.041
4	7:25.245	1:48.680	69.562
5	9:13.257	1:48.012	69.992
6	10:59.869	1:46.612	70.911

11 34 Yvonne MONTGOMERY

Total Time **10:42.735** Avg Speed **70.573** Behind **42.275**
Best Time **1:43.709** Best Speed **72.896** On **6** Gp **b**

Lap	Elapsed Time	Lap Time	Lap Speed
1	1:53.200	1:53.200	66.784
2	3:39.302	1:46.102	71.252
3	5:26.880	1:47.578	70.275
4	7:13.138	1:46.258	71.148
5	8:59.026	1:45.888	71.396
6	10:42.735	1:43.709	72.896

12 39 Stephen GOWAN

Total Time **10:53.842** Avg Speed **69.375** Behind **53.382**
Best Time **1:46.759** Best Speed **70.814** On **4** Gp **b**

Lap	Elapsed Time	Lap Time	Lap Speed
1	1:54.322	1:54.322	66.129
2	3:43.753	1:49.431	69.085
3	5:31.875	1:48.122	69.921
4	7:18.634	1:46.759	70.814
5	9:06.263	1:47.629	70.241
6	10:53.842	1:47.579	70.274



MCUI Ulster
Centre Timing
powered by
e-Laps timing software

www.elaps-timing.com




KDM HIRE COOKSTOWN 100

SENIOR SUPPORT

Race 11 - Braeside Bar & Restaurant Senior Support B

LAP CHART



1					3					5				
No	Name	G	Elapsed Time	Lap Time	No	Name	G	Elapsed Time	Lap Time	No	Name	G	Elapsed Time	Lap Time
131	Robert CAIRNS	a	1:42.832	1:42.832	749	Paul SWORDS	a	5:00.908	1:39.705	749	Paul SWORDS	a	8:20.288	1:39.495
749	Paul SWORDS	a	1:43.155	1:43.155	131	Robert CAIRNS	a	5:01.438	1:39.388	131	Robert CAIRNS	a	8:20.577	1:39.488
32	Aaron BOYD	a	1:45.012	1:45.012	60	George SCOTT	a	5:04.781	1:39.228	60	George SCOTT	a	8:20.906	1:38.019
60	George SCOTT	a	1:45.807	1:45.807	32	Aaron BOYD	a	5:07.353	1:42.043	32	Aaron BOYD	a	8:33.323	1:43.358
114	Michael HOEY	a	1:48.674	1:48.674	81	Julian KIRK	a	5:13.803	1:41.960	81	Julian KIRK	a	8:34.413	1:40.351
61	Dario CECCONI	a	1:49.055	1:49.055	114	Michael HOEY	a	5:15.486	1:44.266	114	Michael HOEY	a	8:40.947	1:42.984
81	Julian KIRK	a	1:49.818	1:49.818	61	Dario CECCONI	a	5:15.716	1:42.773	61	Dario CECCONI	a	8:41.791	1:43.196
104	Mark LINTON	b	1:50.478	1:50.478	141	Jason SHAW	b	5:17.556	1:43.783	104	Mark LINTON	b	8:43.943	1:42.559
141	Jason SHAW	b	1:51.071	1:51.071	104	Mark LINTON	b	5:17.974	1:44.640	141	Jason SHAW	b	8:44.771	1:43.782
17	Sarah BOYES	b	1:52.909	1:52.909	40	Wayne HALL	b	5:22.376	1:42.807	40	Wayne HALL	b	8:47.287	1:42.516
34	Yvonne MONTGOMERY	b	1:53.200	1:53.200	34	Yvonne MONTGOMERY	b	5:26.880	1:47.578	34	Yvonne MONTGOMERY	b	8:59.026	1:45.888
40	Wayne HALL	b	1:53.936	1:53.936	39	Stephen GOWAN	b	5:31.875	1:48.122	39	Stephen GOWAN	b	9:06.263	1:47.629
39	Stephen GOWAN	b	1:54.322	1:54.322	17	Sarah BOYES	b	5:33.826	1:50.253	17	Sarah BOYES	b	9:11.175	1:48.444
155	Richard LAMBOURNE	b	1:56.891	1:56.891	155	Richard LAMBOURNE	b	5:36.565	1:49.500	155	Richard LAMBOURNE	b	9:13.257	1:48.012

2					4					6				
No	Name	G	Elapsed Time	Lap Time	No	Name	G	Elapsed Time	Lap Time	No	Name	G	Elapsed Time	Lap Time
749	Paul SWORDS	a	3:21.203	1:38.048	749	Paul SWORDS	a	6:40.793	1:39.885	749	Paul SWORDS	a	10:00.460	1:40.172
131	Robert CAIRNS	a	3:22.050	1:39.218	131	Robert CAIRNS	a	6:41.089	1:39.651	131	Robert CAIRNS	a	10:00.845	1:40.268
32	Aaron BOYD	a	3:25.310	1:40.298	60	George SCOTT	a	6:42.887	1:38.106	60	George SCOTT	a	10:01.156	1:40.250
60	George SCOTT	a	3:25.553	1:39.746	32	Aaron BOYD	a	6:49.965	1:42.612	32	Aaron BOYD	a	10:17.626	1:44.303
114	Michael HOEY	a	3:31.220	1:42.546	81	Julian KIRK	a	6:54.062	1:40.259	81	Julian KIRK	a	10:17.882	1:43.469
81	Julian KIRK	a	3:31.843	1:42.025	114	Michael HOEY	a	6:57.963	1:42.477	114	Michael HOEY	a	10:23.456	1:42.509
61	Dario CECCONI	a	3:32.943	1:43.888	61	Dario CECCONI	a	6:58.595	1:42.879	61	Dario CECCONI	a	10:23.669	1:41.878
104	Mark LINTON	b	3:33.334	1:42.856	141	Jason SHAW	b	7:00.989	1:43.433	104	Mark LINTON	b	10:26.184	1:42.241
141	Jason SHAW	b	3:33.773	1:42.702	104	Mark LINTON	b	7:01.384	1:43.410	141	Jason SHAW	b	10:27.570	1:42.799
34	Yvonne MONTGOMERY	b	3:39.302	1:46.102	40	Wayne HALL	b	7:04.771	1:42.395	40	Wayne HALL	b	10:28.998	1:41.711
40	Wayne HALL	b	3:39.569	1:45.633	34	Yvonne MONTGOMERY	b	7:13.138	1:46.258	34	Yvonne MONTGOMERY	b	10:42.735	1:43.709
17	Sarah BOYES	b	3:43.573	1:50.664	39	Stephen GOWAN	b	7:18.634	1:46.759	39	Stephen GOWAN	b	10:53.842	1:47.579
39	Stephen GOWAN	b	3:43.753	1:49.431	17	Sarah BOYES	b	7:22.731	1:48.905	17	Sarah BOYES	b	10:59.185	1:48.010
155	Richard LAMBOURNE	b	3:47.065	1:50.174	155	Richard LAMBOURNE	b	7:25.245	1:48.680	155	Richard LAMBOURNE	b	10:59.869	1:46.612

ROAD RACE - IRISH SENIOR SUPPORT

2014

					#1	
Pos	No.	Name	Total	Diff	Gap	R1
1	191	James NEESOM	25	0	0	25
2	63	Tom ROBINSON	20	5	5	20
3	5	Thomas MAXWELL	16	9	4	16
4	109	Neil KERNOHAN	13	12	3	13
5	24	Graham KENNEDY	11	14	2	11
6	171	Brian COOMEY	10	15	1	10
7	43	Stephen DEGNAN	9	16	1	9
8	13	Neil LYONS	8	17	1	8
9	97	William HARA	7	18	1	7
10	44	Mick JORDAN	6	19	1	6
11	70	Brendan MERRIGAN	5	20	1	5
12	73	Derek COSTELLO	4	21	1	4
13	144	Emmett BURKE	3	22	1	3
14	30	Aron HATCH	2	23	1	2
15	7	Davide ANSALDI	1	24	1	1

Event Legend

#1 25/04/2014 KDM HIRE COOKSTOWN 100

ROAD RACE - ULSTER SENIOR SUPPORT

2014

					#1	
Pos	No.	Name	Total	Diff	Gap	R1
1	191	James NEESOM	25	0	0	25
2	63	Tom ROBINSON	20	5	5	20
3	5	Thomas MAXWELL	16	9	4	16
4	109	Neil KERNOHAN	13	12	3	13
5	24	Graham KENNEDY	11	14	2	11
6	171	Brian COOMEY	10	15	1	10
7	43	Stephen DEGNAN	9	16	1	9
8	13	Neil LYONS	8	17	1	8
9	97	William HARA	7	18	1	7
10	44	Mick JORDAN	6	19	1	6
11	70	Brendan MERRIGAN	5	20	1	5
12	73	Derek COSTELLO	4	21	1	4
13	144	Emmett BURKE	3	22	1	3
14	30	Aron HATCH	2	23	1	2
15	7	Davide ANSALDI	1	24	1	1

Event Legend

#1 25/04/2014 KDM HIRE COOKSTOWN 100