




COOKSTOWN 100

Friday 25th & Saturday 26th April 2014

promoted by Cookstown & District MCC
www.cookstown100.com

**GREENVALE HOTEL, COOKSTOWN
& COOKSTOWN CARAVANS
JUNIOR SUPPORT**

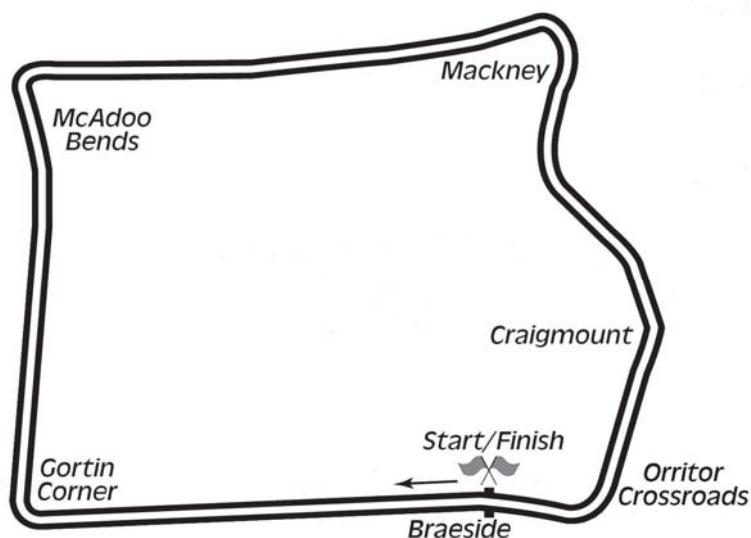


2&4
WHEEL MOTORSPORT
STEERING GROUP LTD.



northernireland
tourist board

Orritor Circuit 2.1 miles



LAP RECORDS

Class	Rider	Machine	m	s	mph	Year
125cc	William Dunlop	Honda	1	34.755	79.785	2010
Moto 3	Barry Davidson	Honda 250	1	39.075	76.306	2012
Moto 450	Ryan Farquhar	Kawasaki	1	35.432	79.219	2012
250cc	William Dunlop	Honda	1	29.658	84.320	2009
Supersport 400	Alastair Haworth	Yamaha	1	35.794	78.919	2013
Supertwin	Ryan Farquhar	Kawasaki 650	1	30.636	83.411	2012
Supersport	Michael Dunlop	Yamaha	1	24.783	89.169	2011
Superbike	Michael Dunlop	Honda	1	22.641	91.480	2013
Senior Support	Gary Robinson	Yamaha 600	1	29.956	84.041	2007
Junior Support	Mark Hanna	Honda 250	1	33.788	80.607	2013
Classic 1000cc	Wattie Brown	Norton 920	1	40.273	75.394	2006
Classic 500cc	Neill McWhirter	Norton	1	41.491	74.489	2010
Classic 350cc	Paul Coward	Honda	1	43.421	73.099	2004
Classic 250cc	Geoff McMullan	Suzuki	1	47.294	70.461	2006

MOST WINS at COOKSTOWN 100

Ryan Farquhar	26	1996 - 12
Ray McCullough	14	1967 - 79
Joey Dunlop	11	1977 - 98
Robert Dunlop	11	1985 - 08
Phillip McCallen	10	1987 - 96
William Dunlop	9	2006 - 13
Courtney Junk	8	1974 - 83
Mervyn Elwood	8	1987 - 97
Noel Hudson	7	1975 - 95
Bill Swallow	7	1987 - 00
Darran Lindsay	7	2000 - 05

ALL TIME IRISH ROAD RACE WINNERS (after Killalane 2013)

Most Wins at All Irish Road Race Meetings

1. Ryan Farquhar	199	1995-12
2. Joey Dunlop	156	1971-00
3. Robert Dunlop	135	1980-08
4. Ray McCullough	109	1960-82
Phillip McCallen	109	1987-99
6. William Dunlop	93	2005-13
7. Michael Dunlop	81	2006-13
8. Brian Reid	78	1980-94
9. Darran Lindsay	74	1999-06
10. James Courtney	66	1992-99




JUNIOR SUPPORT

Junior Support Group A Qualifying

Friday, 25 April 2014

Pos	Class	No	Name	Machine / Sponsor	----- Best Lap -----			On	Laps
					Time	Behind	Speed		
Qualifying Classification									
1	SJUN	29	Alastair HAWORTH	Yamaha 400 - Doons Stores	1:38.436		76.801	4	4
2	SJUN	41	Ben REA	Honda 250	1:38.967	0.531	76.389	4	4
3	SJUN	33	David HOWARD	Kawasaki 400	1:39.605	1.169	75.900	4	4
4	SJUN	44	Mick JORDAN	Honda 400	1:40.495	2.059	75.228	4	4
5	SJUN	38	Derek WILKIE	Kawasaki 400	1:41.705	3.269	74.333	4	5
6	SJUN	18	Vic ALLAN	Kawasaki 650	1:41.844	3.408	74.231	4	4
7	SJUN	42	Brian LOUGHLIN	Suzuki 650	1:42.378	3.942	73.844	4	4
8	SJUN	47	Davie BLACK	Suzuki 650 - John Hunter Racing	1:43.546	5.110	73.011	3	4
9	SJUN	11	John CAHILL	Suzuki 650	1:44.141	5.705	72.594	4	4
10	SJUN	6	Leon MURPHY	Suzuki 650	1:45.028	6.592	71.981	4	4
11	SJUN	40	Wayne HALL	Kawasaki 650 - Gas Safety Systems	1:45.862	7.426	71.414	3	4
12	SJUN	9	Kevin MURPHY	Honda 400	1:50.715	12.279	68.283	2	4
13	SJUN	17	Stephen DAVISON	Kawasaki 400	1:53.112	14.676	66.836	4	4
14	SJUN	16	Roy BEATTIE	Kawasaki 400 - BSR	1:54.710	16.274	65.905	4	4
15	SJUN	2	John McCANN	Suzuki 650 - MotoMerchants.com	2:00.406	21.970	62.788	3	4

Provisional result to be confirmed by the Stewards of the Meeting subject to completion of technical inspections & the time limit for protests

Circuit	Orritor	Signed		Organising Club	Cookstown & District MCC
Length(miles)	2.1000		Chief Timekeeper	Qualifying Started	13:51
Weather	Bright	Issued At:	14:00		
Track	Dry				

KDM HIRE COOKSTOWN 100

JUNIOR SUPPORT

Junior Support Group A Qualifying

Friday, 25 April 2014

DETAILED RESULT



Qualifying Classification

Position

1 29 Alastair HAWORTH

Behind

Best Time **1:38.436** Best Speed **76.801** On **4** Gp **a**

Lap	Elapsed Time	Lap Time	Lap Speed
1	2:26.857	2:26.857	51.479
2	4:07.423	1:40.566	75.175
3	5:46.329	1:38.906	76.436
4	7:24.765	1:38.436	76.801

2 41 Ben REA

Behind **0.531**

Best Time **1:38.967** Best Speed **76.389** On **4** Gp **a**

Lap	Elapsed Time	Lap Time	Lap Speed
1	1:55.525	1:55.525	65.440
2	3:36.308	1:40.783	75.013
3	5:16.215	1:39.907	75.670
4	6:55.182	1:38.967	76.389

3 33 David HOWARD

Behind **1.169**

Best Time **1:39.605** Best Speed **75.900** On **4** Gp **a**

Lap	Elapsed Time	Lap Time	Lap Speed
1	2:02.249	2:02.249	61.841
2	3:45.319	1:43.070	73.348
3	5:26.582	1:41.263	74.657
4	7:06.187	1:39.605	75.900

4 44 Mick JORDAN

Behind **2.059**

Best Time **1:40.495** Best Speed **75.228** On **4** Gp **a**

Lap	Elapsed Time	Lap Time	Lap Speed
1	2:36.714	2:36.714	48.241
2	4:23.885	1:47.171	70.541
3	6:07.361	1:43.476	73.060
4	7:47.856	1:40.495	75.228

5 38 Derek WILKIE

Behind **3.269**

Best Time **1:41.705** Best Speed **74.333** On **4** Gp **a**

Lap	Elapsed Time	Lap Time	Lap Speed
1	1:46.967	1:46.967	70.676
2	3:29.677	1:42.710	73.605
3	5:12.319	1:42.642	73.654
4	6:54.024	1:41.705	74.333
5	8:53.574	1:59.550	63.237

Qualifying Classification

Position

6 18 Vic ALLAN

Behind **3.408**

Best Time **1:41.844** Best Speed **74.231** On **4** Gp **a**

Lap	Elapsed Time	Lap Time	Lap Speed
1	1:57.204	1:57.204	64.503
2	3:39.789	1:42.585	73.695
3	5:23.218	1:43.429	73.094
4	7:05.062	1:41.844	74.231

7 42 Brian LOUGHLIN

Behind **3.942**

Best Time **1:42.378** Best Speed **73.844** On **4** Gp **a**

Lap	Elapsed Time	Lap Time	Lap Speed
1	1:59.120	1:59.120	63.465
2	3:45.057	1:45.937	71.363
3	5:28.688	1:43.631	72.951
4	7:11.066	1:42.378	73.844

8 47 Davie BLACK

Behind **5.110**

Best Time **1:43.546** Best Speed **73.011** On **3** Gp **a**

Lap	Elapsed Time	Lap Time	Lap Speed
1	1:56.738	1:56.738	64.760
2	3:42.501	1:45.763	71.481
3	5:26.047	1:43.546	73.011
4	7:10.696	1:44.649	72.241

9 11 John CAHILL

Behind **5.705**

Best Time **1:44.141** Best Speed **72.594** On **4** Gp **a**

Lap	Elapsed Time	Lap Time	Lap Speed
1	2:01.927	2:01.927	62.004
2	3:53.004	1:51.077	68.061
3	5:39.922	1:46.918	70.708
4	7:24.063	1:44.141	72.594

10 6 Leon MURPHY

Behind **6.592**

Best Time **1:45.028** Best Speed **71.981** On **4** Gp **a**

Lap	Elapsed Time	Lap Time	Lap Speed
1	2:24.809	2:24.809	52.207
2	4:15.082	1:50.273	68.557
3	6:01.089	1:46.007	71.316
4	7:46.117	1:45.028	71.981

KDM HIRE COOKSTOWN 100

JUNIOR SUPPORT

Junior Support Group A Qualifying

Friday, 25 April 2014

DETAILED RESULT



Qualifying Classification

Position

11 40 Wayne HALL

Behind 7.426

Best Time 1:45.862 Best Speed 71.414 On 3 Gp a

Lap	Elapsed Time	Lap Time	Lap Speed
1	2:19.306	2:19.306	54.269
2	4:08.346	1:49.040	69.332
3	5:54.208	1:45.862	71.414
4	7:41.435	1:47.227	70.505

12 9 Kevin MURPHY

Behind 12.279

Best Time 1:50.715 Best Speed 68.283 On 2 Gp a

Lap	Elapsed Time	Lap Time	Lap Speed
1	2:09.382	2:09.382	58.432
2	4:00.097	1:50.715	68.283
3	5:51.532	1:51.435	67.842
4	7:42.612	1:51.080	68.059

13 17 Stephen DAVISON

Behind 14.676

Best Time 1:53.112 Best Speed 66.836 On 4 Gp a

Lap	Elapsed Time	Lap Time	Lap Speed
1	2:36.817	2:36.817	48.209
2	4:34.775	1:57.958	64.091
3	6:30.307	1:55.532	65.436
4	8:23.419	1:53.112	66.836

14 16 Roy BEATTIE

Behind 16.274

Best Time 1:54.710 Best Speed 65.905 On 4 Gp a

Lap	Elapsed Time	Lap Time	Lap Speed
1	2:24.403	2:24.403	52.353
2	4:21.998	1:57.595	64.288
3	6:20.067	1:58.069	64.030
4	8:14.777	1:54.710	65.905

15 2 John McCANN

Behind 21.970

Best Time 2:00.406 Best Speed 62.788 On 3 Gp a

Lap	Elapsed Time	Lap Time	Lap Speed
1	2:33.489	2:33.489	49.254
2	4:37.638	2:04.149	60.895
3	6:38.044	2:00.406	62.788
4	8:41.945	2:03.901	61.016

KDM HIRE COOKSTOWN 100



JUNIOR SUPPORT


Junior Support Group B Qualifying

Friday, 25 April 2014

Pos	Class	No	Name	Machine / Sponsor	----- Best Lap -----				
					Time	Behind	Speed	On	Laps
Qualifying Classification									
1	SJUN	117	Alastair BAYLEY	Suzuki 650 - ABR Moto	1:41.136		74.751	4	4
2	SJUN	73	Derek COSTELLO	Kawasaki 650	1:41.426	0.290	74.537	4	4
3	SJUN	103	Melvin HOLLINGSWORTH	Suzuki 650	1:41.541	0.405	74.453	3	4
4	SJUN	74	Tommy HENRY	Honda 250 - Hugh O'Kane Motors	1:41.639	0.503	74.381	4	4
5	SJUN	109	Neil KERNOHAN	Honda 250 - Logan Racing	1:41.911	0.775	74.182	4	4
6	SJUN	59	Anthony AMBLER	Suzuki 650 - Chris Ambler Race Fab	1:42.295	1.159	73.904	4	4
7	SJUN	97	William HARA	Suzuki 650 - New Look Blinds	1:42.316	1.180	73.889	4	4
8	SJUN	62	Sean CONNOLLY	Suzuki 650 - SKN Racing	1:42.410	1.274	73.821	4	4
9	SJUN	75	Barry SHEEHAN	Suzuki 650	1:43.625	2.489	72.955	4	4
10	SJUN	32	David GUINEY	Honda 250	1:45.092	3.956	71.937	3	4
11	SJUN	151	Philip DRENNAN	Suzuki 650	1:45.630	4.494	71.571	2	4
12	SJUN	99	Paul FALLON	Suzuki 650	1:46.994	5.858	70.658	3	4
13	SJUN	53	Veronika HANKOCY	Kawasaki 650 - R T & E Racing	1:47.415	6.279	70.381	4	4
14	SJUN	80	Chris HILLIS	Suzuki 650	1:47.955	6.819	70.029	4	4
15	SJUN	81	Julian KIRK	Kawasaki 650	1:48.180	7.044	69.884	4	4
16	SJUN	49	Brendan FLYNN	Suzuki 650	1:49.932	8.796	68.770	3	4
17	SJUN	96	Stephen CARR	Kawasaki 400	1:52.251	11.115	67.349	4	4
18	SJUN	48	Darren O'ROURKE	SUZuki 650 - Team O'Rourke Racing	1:53.082	11.946	66.854	4	4
19	SJUN	82	William McELROY	Kawasaki 400	1:55.608	14.472	65.393	3	4
20	SJUN	52	Michael THOMAS	Honda 400	2:05.077	23.941	60.443	2	4

Provisional result to be confirmed by the Stewards of the Meeting subject to completion of technical inspections & the time limit for protests

Page 1 / 1

Circuit	Orritor	Signed		Organising Club	Cookstown & District MCC
Length(miles)	2.1000		Chief Timekeeper	Qualifying Started	14:04
Weather	Bright	Issued At:	14:16		
Track	Dry				

KDM HIRE COOKSTOWN 100

JUNIOR SUPPORT

Junior Support Group B Qualifying

Friday, 25 April 2014

DETAILED RESULT



Qualifying Classification

Position

1 117 Alastair BAYLEY

Behind

Best Time **1:41.136** Best Speed **74.751** On **4** Gp **a**

Lap	Elapsed Time	Lap Time	Lap Speed
1	2:31.150	2:31.150	50.017
2	4:15.678	1:44.528	72.325
3	5:58.907	1:43.229	73.235
4	7:40.043	1:41.136	74.751

2 73 Derek COSTELLO

Behind **0.290**

Best Time **1:41.426** Best Speed **74.537** On **4** Gp **a**

Lap	Elapsed Time	Lap Time	Lap Speed
1	3:01.519	3:01.519	41.649
2	4:51.336	1:49.817	68.842
3	6:36.992	1:45.656	71.553
4	8:18.418	1:41.426	74.537

3 103 Melvin HOLLINGSWORTH

Behind **0.405**

Best Time **1:41.541** Best Speed **74.453** On **3** Gp **a**

Lap	Elapsed Time	Lap Time	Lap Speed
1	2:03.054	2:03.054	61.436
2	3:47.294	1:44.240	72.525
3	5:28.835	1:41.541	74.453
4	7:10.830	1:41.995	74.121

4 74 Tommy HENRY

Behind **0.503**

Best Time **1:41.639** Best Speed **74.381** On **4** Gp **a**

Lap	Elapsed Time	Lap Time	Lap Speed
1	2:27.336	2:27.336	51.311
2	4:10.187	1:42.851	73.504
3	5:52.337	1:42.150	74.009
4	7:33.976	1:41.639	74.381

5 109 Neil KERNOHAN

Behind **0.775**

Best Time **1:41.911** Best Speed **74.182** On **4** Gp **a**

Lap	Elapsed Time	Lap Time	Lap Speed
1	1:53.616	1:53.616	66.540
2	3:37.258	1:43.642	72.943
3	5:20.105	1:42.847	73.507
4	7:02.016	1:41.911	74.182

Qualifying Classification

Position

6 59 Anthony AMBLER

Behind **1.159**

Best Time **1:42.295** Best Speed **73.904** On **4** Gp **a**

Lap	Elapsed Time	Lap Time	Lap Speed
1	2:00.761	2:00.761	62.603
2	3:47.578	1:46.817	70.775
3	5:31.994	1:44.416	72.403
4	7:14.289	1:42.295	73.904

7 97 William HARA

Behind **1.180**

Best Time **1:42.316** Best Speed **73.889** On **4** Gp **a**

Lap	Elapsed Time	Lap Time	Lap Speed
1	2:29.062	2:29.062	50.717
2	4:15.084	1:46.022	71.306
3	5:58.579	1:43.495	73.047
4	7:40.895	1:42.316	73.889

8 62 Sean CONNOLLY

Behind **1.274**

Best Time **1:42.410** Best Speed **73.821** On **4** Gp **a**

Lap	Elapsed Time	Lap Time	Lap Speed
1	2:00.008	2:00.008	62.996
2	3:47.014	1:47.006	70.650
3	5:31.554	1:44.540	72.317
4	7:13.964	1:42.410	73.821

9 75 Barry SHEEHAN

Behind **2.489**

Best Time **1:43.625** Best Speed **72.955** On **4** Gp **a**

Lap	Elapsed Time	Lap Time	Lap Speed
1	2:15.753	2:15.753	55.689
2	4:00.334	1:44.581	72.288
3	5:45.495	1:45.161	71.890
4	7:29.120	1:43.625	72.955

10 32 David GUINEY

Behind **3.956**

Best Time **1:45.092** Best Speed **71.937** On **3** Gp **a**

Lap	Elapsed Time	Lap Time	Lap Speed
1	2:49.423	2:49.423	44.622
2	4:37.963	1:48.540	69.652
3	6:23.055	1:45.092	71.937
4	8:09.365	1:46.310	71.113

KDM HIRE COOKSTOWN 100

JUNIOR SUPPORT

Junior Support Group B Qualifying

Friday, 25 April 2014

DETAILED RESULT



Qualifying Classification

Position

11 151 Philip DRENNAN

Behind 4.494

Best Time 1:45.630 Best Speed 71.571 On 2 Gp a

Lap	Elapsed Time	Lap Time	Lap Speed
1	2:43.245	2:43.245	46.311
2	4:28.875	1:45.630	71.571
3	6:21.035	1:52.160	67.404
4	8:08.009	1:46.974	70.671

12 99 Paul FALLON

Behind 5.858

Best Time 1:46.994 Best Speed 70.658 On 3 Gp a

Lap	Elapsed Time	Lap Time	Lap Speed
1	2:05.171	2:05.171	60.397
2	3:52.493	1:47.322	70.442
3	5:39.487	1:46.994	70.658
4	7:27.602	1:48.115	69.926

13 53 Veronika HANKOCY

Behind 6.279

Best Time 1:47.415 Best Speed 70.381 On 4 Gp a

Lap	Elapsed Time	Lap Time	Lap Speed
1	2:34.677	2:34.677	48.876
2	4:26.420	1:51.743	67.655
3	6:20.187	1:53.767	66.452
4	8:07.602	1:47.415	70.381

14 80 Chris HILLIS

Behind 6.819

Best Time 1:47.955 Best Speed 70.029 On 4 Gp a

Lap	Elapsed Time	Lap Time	Lap Speed
1	2:35.094	2:35.094	48.745
2	4:25.661	1:50.567	68.375
3	6:14.738	1:49.077	69.309
4	8:02.693	1:47.955	70.029

15 81 Julian KIRK

Behind 7.044

Best Time 1:48.180 Best Speed 69.884 On 4 Gp a

Lap	Elapsed Time	Lap Time	Lap Speed
1	2:17.969	2:17.969	54.795
2	4:09.867	1:51.898	67.562
3	5:58.050	1:48.183	69.882
4	7:46.230	1:48.180	69.884

Qualifying Classification

Position

16 49 Brendan FLYNN

Behind 8.796

Best Time 1:49.932 Best Speed 68.770 On 3 Gp a

Lap	Elapsed Time	Lap Time	Lap Speed
1	2:04.910	2:04.910	60.524
2	3:55.307	1:50.397	68.480
3	5:45.239	1:49.932	68.770
4	7:35.993	1:50.754	68.259

17 96 Stephen CARR

Behind 11.115

Best Time 1:52.251 Best Speed 67.349 On 4 Gp a

Lap	Elapsed Time	Lap Time	Lap Speed
1	2:48.503	2:48.503	44.866
2	4:42.372	1:53.869	66.392
3	6:36.807	1:54.435	66.064
4	8:29.058	1:52.251	67.349

18 48 Darren O'ROURKE

Behind 11.946

Best Time 1:53.082 Best Speed 66.854 On 4 Gp a

Lap	Elapsed Time	Lap Time	Lap Speed
1	2:44.706	2:44.706	45.900
2	4:41.456	1:56.750	64.754
3	6:35.302	1:53.846	66.405
4	8:28.384	1:53.082	66.854

19 82 William McELROY

Behind 14.472

Best Time 1:55.608 Best Speed 65.393 On 3 Gp a

Lap	Elapsed Time	Lap Time	Lap Speed
1	2:26.995	2:26.995	51.430
2	4:25.169	1:58.174	63.973
3	6:20.777	1:55.608	65.393
4	8:17.830	1:57.053	64.586

20 52 Michael THOMAS

Behind 23.941

Best Time 2:05.077 Best Speed 60.443 On 2 Gp a

Lap	Elapsed Time	Lap Time	Lap Speed
1	2:29.005	2:29.005	50.737
2	4:34.082	2:05.077	60.443
3	6:40.085	2:06.003	59.999
4	8:45.860	2:05.775	60.107

KDM HIRE COOKSTOWN 100

JUNIOR SUPPORT

Junior Support Group C Qualifying


Friday, 25 April 2014



Pos	Class	No	Name	Machine / Sponsor	----- Best Lap -----			Laps
					Time	Behind	Speed	
Qualifying Classification								
1	SJUN	171	Brian COOMEY	Kawasaki 650	1:38.680		76.611	4
2	SJUN	149	Malcolm LOVE	Kawasaki 650	1:44.904	6.224	72.066	4
3	SJUN	199	Jordan McGONIGLE	Suzuki 650	1:47.899	9.219	70.066	4
4	SJUN	168	Noel MURPHY	Suzuki 650 - Smurf Racing	1:48.080	9.400	69.948	4
5	SJUN	198	Paul O'ROURKE	Suzuki 650 - Team O'Rourke Racing	1:50.552	11.872	68.384	3
6	SJUN	316	Stephen MORRISON	Kawasaki 400 - SPM Racing / Moto-Tech	1:51.502	12.822	67.801	3
7	SJUN	131	Robert CAIRNS	Kawasaki 400 - LR Tyres Racing	1:51.559	12.879	67.767	4
8	SJUN	176	Andrew BLACK	Suzuki 650	1:53.133	14.453	66.824	4
9	SJUN	142	Stuart RAYNER	Kawasaki 400	1:55.414	16.734	65.503	4

Provisional result to be confirmed by the Stewards of the Meeting subject to completion of technical inspections & the time limit for protests

Page 1 / 1

Circuit	Orritor	Signed		Organising Club	Cookstown & District MCC
Length(miles)	2.1000		Chief Timekeeper	Qualifying Started	14:18
Weather	Bright	Issued At:	14:27		
Track	Dry				



MCUI Ulster
Centre Timing
powered by
e-Laps timing software

www.elaps-timing.com



KDM HIRE COOKSTOWN 100

JUNIOR SUPPORT

Junior Support Group C Qualifying

Friday, 25 April 2014

DETAILED RESULT



Qualifying Classification

Position

1 171 Brian COOMEY

Behind

Best Time **1:38.680** Best Speed **76.611** On **4** Gp **a**

Lap	Elapsed Time	Lap Time	Lap Speed
1	1:47.478	1:47.478	70.340
2	3:29.767	1:42.289	73.908
3	5:11.602	1:41.835	74.238
4	6:50.282	1:38.680	76.611

2 149 Malcolm LOVE

Behind **6.224**

Best Time **1:44.904** Best Speed **72.066** On **4** Gp **a**

Lap	Elapsed Time	Lap Time	Lap Speed
1	1:47.208	1:47.208	70.517
2	3:33.511	1:46.303	71.117
3	5:18.887	1:45.376	71.743
4	7:03.791	1:44.904	72.066

3 199 Jordan McGONIGLE

Behind **9.219**

Best Time **1:47.899** Best Speed **70.066** On **4** Gp **a**

Lap	Elapsed Time	Lap Time	Lap Speed
1	2:10.644	2:10.644	57.867
2	4:01.960	1:51.316	67.915
3	5:50.418	1:48.458	69.704
4	7:38.317	1:47.899	70.066

4 168 Noel MURPHY

Behind **9.400**

Best Time **1:48.080** Best Speed **69.948** On **4** Gp **a**

Lap	Elapsed Time	Lap Time	Lap Speed
1	2:09.793	2:09.793	58.247
2	4:01.296	1:51.503	67.801
3	5:49.967	1:48.671	69.568
4	7:38.047	1:48.080	69.948

5 198 Paul O'ROURKE

Behind **11.872**

Best Time **1:50.552** Best Speed **68.384** On **3** Gp **a**

Lap	Elapsed Time	Lap Time	Lap Speed
1	2:10.130	2:10.130	58.096
2	4:04.097	1:53.967	66.335
3	5:54.649	1:50.552	68.384
4	7:45.486	1:50.837	68.208

Qualifying Classification

Position

6 316 Stephen MORRISON

Behind **12.822**

Best Time **1:51.502** Best Speed **67.801** On **3** Gp **a**

Lap	Elapsed Time	Lap Time	Lap Speed
1	2:08.212	2:08.212	58.965
2	4:00.462	1:52.250	67.350
3	5:51.964	1:51.502	67.801
4	7:44.925	1:52.961	66.926

7 131 Robert CAIRNS

Behind **12.879**

Best Time **1:51.559** Best Speed **67.767** On **4** Gp **a**

Lap	Elapsed Time	Lap Time	Lap Speed
1	2:17.295	2:17.295	55.064
2	4:11.506	1:54.211	66.193
3	6:04.282	1:52.776	67.036
4	7:55.841	1:51.559	67.767

8 176 Andrew BLACK

Behind **14.453**

Best Time **1:53.133** Best Speed **66.824** On **4** Gp **a**

Lap	Elapsed Time	Lap Time	Lap Speed
1	2:03.728	2:03.728	61.102
2	3:56.991	1:53.263	66.747
3	5:51.388	1:54.397	66.086
4	7:44.521	1:53.133	66.824

9 142 Stuart RAYNER

Behind **16.734**

Best Time **1:55.414** Best Speed **65.503** On **4** Gp **a**

Lap	Elapsed Time	Lap Time	Lap Speed
1	2:25.568	2:25.568	51.934
2	4:27.635	2:02.067	61.933
3	6:26.513	1:58.878	63.595
4	8:21.927	1:55.414	65.503

KDM HIRE COOKSTOWN 100

JUNIOR SUPPORT Combined Qualifying




-----Best Time / Qual Laps-----

Pos	Class	No	Name	Session A	Session B	Session C	Session D	Overall Best Time / Speed / Total Qual Laps
1	SJUN	29	Alastair HAWORTH	1:38.436	-----	-----	-----	1:38.436 76.801
2	SJUN	171	Brian COOMEY	-----	-----	1:38.680	-----	1:38.680 76.611
3	SJUN	41	Ben REA	1:38.967	-----	-----	-----	1:38.967 76.389
4	SJUN	33	David HOWARD	1:39.605	-----	-----	-----	1:39.605 75.900
5	SJUN	44	Mick JORDAN	1:40.495	-----	-----	-----	1:40.495 75.228
6	SJUN	117	Alastair BAYLEY	-----	1:41.136	-----	-----	1:41.136 74.751
7	SJUN	73	Derek COSTELLO	-----	1:41.426	-----	-----	1:41.426 74.537
8	SJUN	103	Melvin HOLLINGSWORTH	-----	1:41.541	-----	-----	1:41.541 74.453
9	SJUN	74	Tommy HENRY	-----	1:41.639	-----	-----	1:41.639 74.381
10	SJUN	38	Derek WILKIE	1:41.705	-----	-----	-----	1:41.705 74.333
11	SJUN	18	Vic ALLAN	1:41.844	-----	-----	-----	1:41.844 74.231
12	SJUN	109	Neil KERNOHAN	-----	1:41.911	-----	-----	1:41.911 74.182
13	SJUN	59	Anthony AMBLER	-----	1:42.295	-----	-----	1:42.295 73.904
14	SJUN	97	William HARA	-----	1:42.316	-----	-----	1:42.316 73.889
15	SJUN	42	Brian LOUGHLIN	1:42.378	-----	-----	-----	1:42.378 73.844
16	SJUN	62	Sean CONNOLLY	-----	1:42.410	-----	-----	1:42.410 73.821
17	SJUN	47	Davie BLACK	1:43.546	-----	-----	-----	1:43.546 73.011
18	SJUN	75	Barry SHEEHAN	-----	1:43.625	-----	-----	1:43.625 72.955
19	SJUN	11	John CAHILL	1:44.141	-----	-----	-----	1:44.141 72.594
20	SJUN	149	Malcolm LOVE	-----	-----	1:44.904	-----	1:44.904 72.066
21	SJUN	6	Leon MURPHY	1:45.028	-----	-----	-----	1:45.028 71.981
22	SJUN	32	David GUINEY	-----	1:45.092	-----	-----	1:45.092 71.937
23	SJUN	151	Philip DRENNAN	-----	1:45.630	-----	-----	1:45.630 71.571
24	SJUN	40	Wayne HALL	1:45.862	-----	-----	-----	1:45.862 71.414
25	SJUN	99	Paul FALLON	-----	1:46.994	-----	-----	1:46.994 70.658
26	SJUN	53	Veronika HANKOCY	-----	1:47.415	-----	-----	1:47.415 70.381
27	SJUN	199	Jordan McGONIGLE	-----	-----	1:47.899	-----	1:47.899 70.066
28	SJUN	80	Chris HILLIS	-----	1:47.955	-----	-----	1:47.955 70.029
29	SJUN	168	Noel MURPHY	-----	-----	1:48.080	-----	1:48.080 69.948
30	SJUN	81	Julian KIRK	-----	1:48.180	-----	-----	1:48.180 69.884
31	SJUN	49	Brendan FLYNN	-----	1:49.932	-----	-----	1:49.932 68.770
32	SJUN	198	Paul O'ROURKE	-----	-----	1:50.552	-----	1:50.552 68.384
33	SJUN	9	Kevin MURPHY	1:50.715	-----	-----	-----	1:50.715 68.283
34	SJUN	316	Stephen MORRISON	-----	-----	1:51.502	-----	1:51.502 67.801
35	SJUN	131	Robert CAIRNS	-----	-----	1:51.559	-----	1:51.559 67.767
36	SJUN	96	Stephen CARR	-----	1:52.251	-----	-----	1:52.251 67.349
37	SJUN	48	Darren O'ROURKE	-----	1:53.082	-----	-----	1:53.082 66.854
38	SJUN	17	Stephen DAVISON	1:53.112	-----	-----	-----	1:53.112 66.836
39	SJUN	176	Andrew BLACK	-----	-----	1:53.133	-----	1:53.133 66.824
40	SJUN	16	Roy BEATTIE	1:54.710	-----	-----	-----	1:54.710 65.905
41	SJUN	142	Stuart RAYNER	-----	-----	1:55.414	-----	1:55.414 65.503
42	SJUN	82	William McELROY	-----	1:55.608	-----	-----	1:55.608 65.393
43	SJUN	2	John McCANN	2:00.406	-----	-----	-----	2:00.406 62.788
44	SJUN	52	Michael THOMAS	-----	2:05.077	-----	-----	2:05.077 60.443

Provisional result to be confirmed by the Stewards of the Meeting subject to completion of technical inspections & the time limit for protests

Page 1 / 1

Circuit	Orritor	Signed		Organising Club	Cookstown & District MCC
Length(miles)	2.1000	Chief Timekeeper			
Weather		Issued At:			
Track					

KDM HIRE COOKSTOWN 100

JUNIOR SUPPORT

Orritor 2.100 miles

R4: Greenvale Hotel Junior Support A

26/04/2014 11:45

Race (7 Laps)

RACE 4 - JUNIOR SUPPORT A

11	151 A	40 B		
10	11 A	149 B	6 C	
9	62 A	47 B	75 C	C
8				
7	97 A	42 B		
6	18 A	109 B	59 C	
5	103 A	74 B	38 C	B
4				
3	73 A			
2	33 A	44 B	117 C	
1	29 A POLE POSITION	171 B	41 C	A

KDM HIRE COOKSTOWN 100

JUNIOR SUPPORT

Orritor 2.100 miles

R5: Cookstown Caravans Junior Support B

25/04/2014 19:30

Race (6 Laps)

RACE 5 - JUNIOR SUPPORT B

10	2 A	52 B	
9	16 A	142 B	82 C
8			
7	17 A	176 B	
6	131 A	96 B	48 C
5	198 A	9 B	316 C
4			
3	49 A		
2	80 A	168 B	81 C
1	99 A	53 B	199 C
	POLE POSITION		



KDM HIRE COOKSTOWN 100

JUNIOR SUPPORT

Race 4 - Greenvale Hotel Junior Support A

Saturday, 26 April 2014



Pos	Class	No	Name	Machine / Sponsor	Gp	Laps	Total Time	Behind	Speed	-----Best Lap-----		
										Time	Speed	On
Race Classification												
1	SJUN	29	Alastair HAWORTH	Yamaha 400 - Doons Stores	a	7	11:20.489		77.768	1:35.561	79.112	6
2	SJUN	41	Ben REA	Honda 250	a	7	11:29.938	9.449	76.703	1:37.100	77.858	7
3	SJUN	103	Melvin HOLLINGSWORTH	Suzuki 650	b	7	11:32.922	12.433	76.372	1:36.884	78.031	6
4	SJUN	117	Alastair BAYLEY	Suzuki 650 - ABR Moto	a	7	11:38.940	18.451	75.715	1:38.178	77.003	7
5	SJUN	73	Derek COSTELLO	Kawasaki 650	a	7	11:39.676	19.187	75.635	1:38.142	77.031	3
6	SJUN	33	David HOWARD	Kawasaki 400	a	7	11:41.312	20.823	75.459	1:38.264	76.936	6
7	SJUN	62	Sean CONNOLLY	Suzuki 650 - SKN Racing	c	7	11:42.691	22.202	75.310	1:37.938	77.192	7
8	SJUN	74	Tommy HENRY	Honda 250 - Hugh O'Kane Motors	b	7	11:43.904	23.415	75.181	1:39.073	76.307	4
9	SJUN	171	Brian COOMEY	Kawasaki 650	a	7	11:45.781	25.292	74.981	1:37.932	77.196	6
10	SJUN	44	Mick JORDAN	Honda 400	a	7	11:46.037	25.548	74.954	1:38.881	76.456	6
11	SJUN	97	William HARA	Suzuki 650 - New Look Blinds	b	7	11:49.959	29.470	74.540	1:39.485	75.991	5
12	SJUN	59	Anthony AMBLER	Suzuki 650 - Chris Ambler Race Fab	b	7	11:50.525	30.036	74.480	1:38.458	76.784	3
13	SJUN	38	Derek WILKIE	Kawasaki 400	b	7	11:50.903	30.414	74.441	1:39.576	75.922	4
14	SJUN	42	Brian LOUGHLIN	Suzuki 650	b	7	11:56.565	36.076	73.852	1:40.956	74.884	5
15	SJUN	40	Wayne HALL	Kawasaki 650 - Gas Safety Systems	c	7	12:05.239	44.750	72.969	1:41.222	74.687	7
16	SJUN	75	Barry SHEEHAN	Suzuki 650	c	7	12:05.414	44.925	72.951	1:40.987	74.861	6
17	SJUN	151	Phillip DRENNAN	Suzuki 650	c	7	12:09.059	48.570	72.587	1:41.358	74.587	7
18	SJUN	6	Leon MURPHY	Suzuki 650	c	7	12:11.201	50.712	72.374	1:42.431	73.806	3
19	SJUN	47	Davie BLACK	Suzuki 650 - John Hunter Racing	c	7	12:12.127	51.638	72.283	1:42.900	73.469	2
20	SJUN	11	John CAHILL	Suzuki 650	c	7	12:12.381	51.892	72.257	1:42.305	73.897	6

Fastest Lap


SJUN	29	Alastair HAWORTH	Yamaha 400 - Doons Stores	a						1:35.561	79.112	6
------	----	------------------	---------------------------	---	--	--	--	--	--	----------	--------	---

Not Classified

DNF	SJUN	109	Neil KERNOHAN	Honda 250 - Logan Racing	b	5	8:27.073	2 Laps	74.545	1:39.504	75.977	4
DNF	SJUN	18	Vic ALLAN	Kawasaki 650	b	3	5:18.230	4 Laps	71.269	1:43.516	73.032	2

Provisional result to be confirmed by the Stewards of the Meeting subject to completion of technical inspections & the time limit for protests

Page 1 / 1

Circuit	Orritor	Signed	 Chief Timekeeper	Organising Club	Cookstown & District MCC
Length(miles)	2.1000	Issued At:	13:43	Race Started	13:29
Weather	Sunny	Gp Time Diff - b 13.48 / c 28.54			
Track	Dry				


KDM HIRE COOKSTOWN 100

JUNIOR SUPPORT

Race 4 - Greenvale Hotel Junior Support A

Saturday, 26 April 2014

DETAILED RESULT



Race Classification

1 29 Alastair HAWORTH

Total Time **11:20.489** Avg Speed **77.768** Behind
Best Time **1:35.561** Best Speed **79.112** On **6** Gp **a**

Lap	Elapsed Time	Lap Time	Lap Speed
1	1:41.377	1:41.377	74.573
2	3:18.343	1:36.966	77.965
3	4:55.546	1:37.203	77.775
4	6:31.974	1:36.428	78.400
5	8:08.337	1:36.363	78.453
6	9:43.898	1:35.561	79.112
7	11:20.489	1:36.591	78.268

2 41 Ben REA

Total Time **11:29.938** Avg Speed **76.703** Behind **9.449**
Best Time **1:37.100** Best Speed **77.858** On **7** Gp **a**

Lap	Elapsed Time	Lap Time	Lap Speed
1	1:44.889	1:44.889	72.076
2	3:22.525	1:37.636	77.430
3	5:00.068	1:37.543	77.504
4	6:37.876	1:37.808	77.294
5	8:15.415	1:37.539	77.507
6	9:52.838	1:37.423	77.600
7	11:29.938	1:37.100	77.858

3 103 Melvin HOLLINGSWORTH

Total Time **11:32.922** Avg Speed **76.372** Behind **12.433**
Best Time **1:36.884** Best Speed **78.031** On **6** Gp **b**

Lap	Elapsed Time	Lap Time	Lap Speed
1	1:45.557	1:45.557	71.620
2	3:24.433	1:38.876	76.459
3	5:02.835	1:38.402	76.828
4	6:40.775	1:37.940	77.190
5	8:17.754	1:36.979	77.955
6	9:54.638	1:36.884	78.031
7	11:32.922	1:38.284	76.920

4 117 Alastair BAYLEY

Total Time **11:38.940** Avg Speed **75.715** Behind **18.451**
Best Time **1:38.178** Best Speed **77.003** On **7** Gp **a**

Lap	Elapsed Time	Lap Time	Lap Speed
1	1:46.941	1:46.941	70.693
2	3:26.164	1:39.223	76.192
3	5:04.346	1:38.182	77.000
4	6:43.723	1:39.377	76.074
5	8:22.311	1:38.588	76.683
6	10:00.762	1:38.451	76.789
7	11:38.940	1:38.178	77.003

Race Classification

5 73 Derek COSTELLO

Total Time **11:39.676** Avg Speed **75.635** Behind **19.187**
Best Time **1:38.142** Best Speed **77.031** On **3** Gp **a**

Lap	Elapsed Time	Lap Time	Lap Speed
1	1:46.688	1:46.688	70.861
2	3:25.180	1:38.492	76.758
3	5:03.322	1:38.142	77.031
4	6:41.979	1:38.657	76.629
5	8:22.097	1:40.118	75.511
6	10:01.207	1:39.110	76.279
7	11:39.676	1:38.469	76.775

6 33 David HOWARD

Total Time **11:41.312** Avg Speed **75.459** Behind **20.823**
Best Time **1:38.264** Best Speed **76.936** On **6** Gp **a**

Lap	Elapsed Time	Lap Time	Lap Speed
1	1:44.288	1:44.288	72.492
2	3:24.627	1:40.339	75.345
3	5:04.665	1:40.038	75.571
4	6:44.904	1:40.239	75.420
5	8:24.146	1:39.242	76.177
6	10:02.410	1:38.264	76.936
7	11:41.312	1:38.902	76.439

7 62 Sean CONNOLLY

Total Time **11:42.691** Avg Speed **75.310** Behind **22.202**
Best Time **1:37.938** Best Speed **77.192** On **7** Gp **c**

Lap	Elapsed Time	Lap Time	Lap Speed
1	1:46.437	1:46.437	71.028
2	3:26.955	1:40.518	75.210
3	5:06.539	1:39.584	75.916
4	6:46.784	1:40.245	75.415
5	8:26.139	1:39.355	76.091
6	10:04.753	1:38.614	76.663
7	11:42.691	1:37.938	77.192

8 74 Tommy HENRY

Total Time **11:43.904** Avg Speed **75.181** Behind **23.415**
Best Time **1:39.073** Best Speed **76.307** On **4** Gp **b**

Lap	Elapsed Time	Lap Time	Lap Speed
1	1:45.343	1:45.343	71.766
2	3:26.455	1:41.112	74.769
3	5:05.640	1:39.185	76.221
4	6:44.713	1:39.073	76.307
5	8:24.568	1:39.855	75.710
6	10:04.088	1:39.520	75.965
7	11:43.904	1:39.816	75.739


KDM HIRE COOKSTOWN 100

JUNIOR SUPPORT

Race 4 - Greenvale Hotel Junior Support A

Saturday, 26 April 2014

DETAILED RESULT



Race Classification

9 171 Brian COOMEY

Total Time **11:45.781** Avg Speed **74.981** Behind **25.292**
Best Time **1:37.932** Best Speed **77.196** On **6** Gp **a**

Lap	Elapsed Time	Lap Time	Lap Speed
1	1:46.519	1:46.519	70.973
2	3:25.915	1:39.396	76.059
3	5:11.018	1:45.103	71.929
4	6:50.434	1:39.416	76.044
5	8:29.343	1:38.909	76.434
6	10:07.275	1:37.932	77.196
7	11:45.781	1:38.506	76.747

10 44 Mick JORDAN

Total Time **11:46.037** Avg Speed **74.954** Behind **25.548**
Best Time **1:38.881** Best Speed **76.456** On **6** Gp **a**

Lap	Elapsed Time	Lap Time	Lap Speed
1	1:47.349	1:47.349	70.425
2	3:27.475	1:40.126	75.505
3	5:06.419	1:38.944	76.407
4	6:47.966	1:41.547	74.448
5	8:27.925	1:39.959	75.631
6	10:06.806	1:38.881	76.456
7	11:46.037	1:39.231	76.186

11 97 William HARA

Total Time **11:49.959** Avg Speed **74.540** Behind **29.470**
Best Time **1:39.485** Best Speed **75.991** On **5** Gp **b**

Lap	Elapsed Time	Lap Time	Lap Speed
1	1:45.836	1:45.836	71.431
2	3:26.666	1:40.830	74.978
3	5:06.578	1:39.912	75.667
4	6:46.253	1:39.675	75.847
5	8:25.738	1:39.485	75.991
6	10:05.786	1:40.048	75.564
7	11:49.959	1:44.173	72.572

12 59 Anthony AMBLER

Total Time **11:50.525** Avg Speed **74.480** Behind **30.036**
Best Time **1:38.458** Best Speed **76.784** On **3** Gp **b**

Lap	Elapsed Time	Lap Time	Lap Speed
1	1:48.474	1:48.474	69.694
2	3:29.452	1:40.978	74.868
3	5:07.910	1:38.458	76.784
4	6:47.542	1:39.632	75.879
5	8:27.451	1:39.909	75.669
6	10:07.817	1:40.366	75.324
7	11:50.525	1:42.708	73.607

Race Classification

13 38 Derek WILKIE

Total Time **11:50.903** Avg Speed **74.441** Behind **30.414**
Best Time **1:39.576** Best Speed **75.922** On **4** Gp **b**

Lap	Elapsed Time	Lap Time	Lap Speed
1	1:46.376	1:46.376	71.069
2	3:27.046	1:40.670	75.097
3	5:07.319	1:40.273	75.394
4	6:46.895	1:39.576	75.922
5	8:28.127	1:41.232	74.680
6	10:08.113	1:39.986	75.611
7	11:50.903	1:42.790	73.548

14 42 Brian LOUGHLIN

Total Time **11:56.565** Avg Speed **73.852** Behind **36.076**
Best Time **1:40.956** Best Speed **74.884** On **5** Gp **b**

Lap	Elapsed Time	Lap Time	Lap Speed
1	1:47.789	1:47.789	70.137
2	3:29.075	1:41.286	74.640
3	5:10.574	1:41.499	74.483
4	6:51.831	1:41.257	74.662
5	8:32.787	1:40.956	74.884
6	10:14.200	1:41.413	74.547
7	11:56.565	1:42.365	73.853

15 40 Wayne HALL

Total Time **12:05.239** Avg Speed **72.969** Behind **44.750**
Best Time **1:41.222** Best Speed **74.687** On **7** Gp **c**

Lap	Elapsed Time	Lap Time	Lap Speed
1	1:50.689	1:50.689	68.299
2	3:33.471	1:42.782	73.554
3	5:16.154	1:42.683	73.625
4	6:58.530	1:42.376	73.845
5	8:40.613	1:42.083	74.057
6	10:24.017	1:43.404	73.111
7	12:05.239	1:41.222	74.687

16 75 Barry SHEEHAN

Total Time **12:05.414** Avg Speed **72.951** Behind **44.925**
Best Time **1:40.987** Best Speed **74.861** On **6** Gp **c**

Lap	Elapsed Time	Lap Time	Lap Speed
1	1:49.569	1:49.569	68.998
2	3:32.290	1:42.721	73.597
3	5:16.445	1:44.155	72.584
4	7:00.479	1:44.034	72.669
5	8:43.360	1:42.881	73.483
6	10:24.347	1:40.987	74.861
7	12:05.414	1:41.067	74.802


KDM HIRE COOKSTOWN 100

JUNIOR SUPPORT

Race 4 - Greenvale Hotel Junior Support A

Saturday, 26 April 2014

DETAILED RESULT



Race Classification

17 151 Philip DRENNAN

Total Time **12:09.059** Avg Speed **72.587** Behind **48.570**
Best Time **1:41.358** Best Speed **74.587** On **7** Gp **c**

Lap	Elapsed Time	Lap Time	Lap Speed
1	1:51.321	1:51.321	67.912
2	3:33.831	1:42.510	73.749
3	5:17.130	1:43.299	73.186
4	7:01.365	1:44.235	72.528
5	8:44.764	1:43.399	73.115
6	10:27.701	1:42.937	73.443
7	12:09.059	1:41.358	74.587

18 6 Leon MURPHY

Total Time **12:11.201** Avg Speed **72.374** Behind **50.712**
Best Time **1:42.431** Best Speed **73.806** On **3** Gp **c**

Lap	Elapsed Time	Lap Time	Lap Speed
1	1:52.131	1:52.131	67.421
2	3:34.974	1:42.843	73.510
3	5:17.405	1:42.431	73.806
4	7:01.609	1:44.204	72.550
5	8:45.163	1:43.554	73.005
6	10:28.139	1:42.976	73.415
7	12:11.201	1:43.062	73.354

19 47 Davie BLACK

Total Time **12:12.127** Avg Speed **72.283** Behind **51.638**
Best Time **1:42.900** Best Speed **73.469** On **2** Gp **c**

Lap	Elapsed Time	Lap Time	Lap Speed
1	1:49.151	1:49.151	69.262
2	3:32.051	1:42.900	73.469
3	5:15.637	1:43.586	72.983
4	7:00.151	1:44.514	72.335
5	8:44.179	1:44.028	72.673
6	10:27.285	1:43.106	73.323
7	12:12.127	1:44.842	72.109

20 11 John CAHILL

Total Time **12:12.381** Avg Speed **72.257** Behind **51.892**
Best Time **1:42.305** Best Speed **73.897** On **6** Gp **c**

Lap	Elapsed Time	Lap Time	Lap Speed
1	1:53.157	1:53.157	66.810
2	3:37.148	1:43.991	72.699
3	5:20.430	1:43.282	73.198
4	7:03.520	1:43.090	73.334
5	8:46.614	1:43.094	73.331
6	10:28.919	1:42.305	73.897
7	12:12.381	1:43.462	73.070

Not Classified

DNF 109 Neil KERNOHAN

Total Time **8:27.073** Avg Speed **74.545** Behind **2 Laps**
Best Time **1:39.504** Best Speed **75.977** On **4** Gp **b**

Lap	Elapsed Time	Lap Time	Lap Speed
1	1:46.703	1:46.703	70.851
2	3:27.210	1:40.507	75.219
3	5:07.508	1:40.298	75.375
4	6:47.012	1:39.504	75.977
5	8:27.073	1:40.061	75.554

DNF 18 Vic ALLAN

Total Time **5:18.230** Avg Speed **71.269** Behind **4 Laps**
Best Time **1:43.516** Best Speed **73.032** On **2** Gp **b**

Lap	Elapsed Time	Lap Time	Lap Speed
1	1:51.106	1:51.106	68.043
2	3:34.622	1:43.516	73.032
3	5:18.230	1:43.608	72.967


Not Classified

KDM HIRE COOKSTOWN 100

JUNIOR SUPPORT

Race 4 - Greenvale Hotel Junior Support A

LAP CHART



1					3					5				
No	Name	G	Elapsed Time	Lap Time	No	Name	G	Elapsed Time	Lap Time	No	Name	G	Elapsed Time	Lap Time
29	Alastair HAWORTH	a	1:41.377	1:41.377	29	Alastair HAWORTH	a	4:55.546	1:37.203	29	Alastair HAWORTH	a	8:08.337	1:36.363
33	David HOWARD	a	1:44.288	1:44.288	41	Ben REA	a	5:00.068	1:37.543	41	Ben REA	a	8:15.415	1:37.539
41	Ben REA	a	1:44.889	1:44.889	103	Melvin HOLLINGSWORTH	b	5:02.835	1:38.402	103	Melvin HOLLINGSWORTH	b	8:17.754	1:36.979
74	Tommy HENRY	b	1:45.343	1:45.343	73	Derek COSTELLO	a	5:03.322	1:38.142	73	Derek COSTELLO	a	8:22.097	1:40.118
103	Melvin HOLLINGSWORTH	b	1:45.557	1:45.557	117	Alastair BAYLEY	a	5:04.346	1:38.182	117	Alastair BAYLEY	a	8:22.311	1:38.588
97	William HARA	b	1:45.836	1:45.836	33	David HOWARD	a	5:04.665	1:40.038	33	David HOWARD	a	8:24.146	1:39.242
38	Derek WILKIE	b	1:46.376	1:46.376	74	Tommy HENRY	b	5:05.640	1:39.185	74	Tommy HENRY	b	8:24.568	1:39.855
62	Sean CONNOLLY	c	1:46.437	1:46.437	44	Mick JORDAN	a	5:06.419	1:38.944	97	William HARA	b	8:25.738	1:39.485
171	Brian COOMEY	a	1:46.519	1:46.519	62	Sean CONNOLLY	c	5:06.539	1:39.584	62	Sean CONNOLLY	c	8:26.139	1:39.355
73	Derek COSTELLO	a	1:46.688	1:46.688	97	William HARA	b	5:06.578	1:39.912	109	Neil KERNOHAN	b	8:27.073	1:40.061
109	Neil KERNOHAN	b	1:46.703	1:46.703	38	Derek WILKIE	b	5:07.319	1:40.273	59	Anthony AMBLER	b	8:27.451	1:39.909
117	Alastair BAYLEY	a	1:46.941	1:46.941	109	Neil KERNOHAN	b	5:07.508	1:40.298	44	Mick JORDAN	a	8:27.925	1:39.959
44	Mick JORDAN	a	1:47.349	1:47.349	59	Anthony AMBLER	b	5:07.910	1:38.458	38	Derek WILKIE	b	8:28.127	1:41.232
42	Brian LOUGHLIN	b	1:47.789	1:47.789	42	Brian LOUGHLIN	b	5:10.574	1:41.499	171	Brian COOMEY	a	8:29.343	1:38.909
59	Anthony AMBLER	b	1:48.474	1:48.474	171	Brian COOMEY	a	5:11.018	1:45.103	42	Brian LOUGHLIN	b	8:32.787	1:40.956
47	Davie BLACK	c	1:49.151	1:49.151	47	Davie BLACK	c	5:15.637	1:43.586	40	Wayne HALL	c	8:40.613	1:42.083
75	Barry SHEEHAN	c	1:49.569	1:49.569	40	Wayne HALL	c	5:16.154	1:42.683	75	Barry SHEEHAN	c	8:43.360	1:42.881
40	Wayne HALL	c	1:50.689	1:50.689	75	Barry SHEEHAN	c	5:16.445	1:44.155	47	Davie BLACK	c	8:44.179	1:44.028
18	Vic ALLAN	b	1:51.106	1:51.106	151	Philip DRENNAN	c	5:17.130	1:43.299	151	Philip DRENNAN	c	8:44.764	1:43.399
151	Philip DRENNAN	c	1:51.321	1:51.321	6	Leon MURPHY	c	5:17.405	1:42.431	6	Leon MURPHY	c	8:45.163	1:43.554
6	Leon MURPHY	c	1:52.131	1:52.131	18	Vic ALLAN	b	5:18.230	1:43.608	11	John CAHILL	c	8:46.614	1:43.094
11	John CAHILL	c	1:53.157	1:53.157	11	John CAHILL	c	5:20.430	1:43.282					


2					4					6				
No	Name	G	Elapsed Time	Lap Time	No	Name	G	Elapsed Time	Lap Time	No	Name	G	Elapsed Time	Lap Time
29	Alastair HAWORTH	a	3:18.343	1:36.966	29	Alastair HAWORTH	a	6:31.974	1:36.428	29	Alastair HAWORTH	a	9:43.898	1:35.561
41	Ben REA	a	3:22.525	1:37.636	41	Ben REA	a	6:37.876	1:37.808	41	Ben REA	a	9:52.838	1:37.423
103	Melvin HOLLINGSWORTH	b	3:24.433	1:38.876	103	Melvin HOLLINGSWORTH	b	6:40.775	1:37.940	103	Melvin HOLLINGSWORTH	b	9:54.638	1:36.884
33	David HOWARD	a	3:24.627	1:40.339	73	Derek COSTELLO	a	6:41.979	1:38.657	117	Alastair BAYLEY	a	10:00.762	1:38.451
73	Derek COSTELLO	a	3:25.180	1:38.492	117	Alastair BAYLEY	a	6:43.723	1:39.377	73	Derek COSTELLO	a	10:01.207	1:39.110
171	Brian COOMEY	a	3:25.915	1:39.396	74	Tommy HENRY	b	6:44.713	1:39.073	33	David HOWARD	a	10:02.410	1:38.264
117	Alastair BAYLEY	a	3:26.164	1:39.223	33	David HOWARD	a	6:44.904	1:40.239	74	Tommy HENRY	b	10:04.088	1:39.520
74	Tommy HENRY	b	3:26.455	1:41.112	97	William HARA	b	6:46.253	1:39.675	62	Sean CONNOLLY	c	10:04.753	1:38.614
97	William HARA	b	3:26.666	1:40.830	62	Sean CONNOLLY	c	6:46.784	1:40.245	97	William HARA	b	10:05.786	1:40.048
62	Sean CONNOLLY	c	3:26.955	1:40.518	38	Derek WILKIE	b	6:46.895	1:39.576	44	Mick JORDAN	a	10:06.806	1:38.881
38	Derek WILKIE	b	3:27.046	1:40.670	109	Neil KERNOHAN	b	6:47.012	1:39.504	171	Brian COOMEY	a	10:07.275	1:37.932
109	Neil KERNOHAN	b	3:27.210	1:40.507	59	Anthony AMBLER	b	6:47.542	1:39.632	59	Anthony AMBLER	b	10:07.817	1:40.366
44	Mick JORDAN	a	3:27.475	1:40.126	44	Mick JORDAN	a	6:47.966	1:41.547	38	Derek WILKIE	b	10:08.113	1:39.986
42	Brian LOUGHLIN	b	3:29.075	1:41.286	171	Brian COOMEY	a	6:50.434	1:39.416	42	Brian LOUGHLIN	b	10:14.200	1:41.413
59	Anthony AMBLER	b	3:29.452	1:40.978	42	Brian LOUGHLIN	b	6:51.831	1:41.257	40	Wayne HALL	c	10:24.017	1:43.404
47	Davie BLACK	c	3:32.051	1:42.900	40	Wayne HALL	c	6:58.530	1:42.376	75	Barry SHEEHAN	c	10:24.347	1:40.987
75	Barry SHEEHAN	c	3:32.290	1:42.721	47	Davie BLACK	c	7:00.151	1:44.514	47	Davie BLACK	c	10:27.285	1:43.106
40	Wayne HALL	c	3:33.471	1:42.782	75	Barry SHEEHAN	c	7:00.479	1:44.034	151	Philip DRENNAN	c	10:27.701	1:42.937
151	Philip DRENNAN	c	3:33.831	1:42.510	151	Philip DRENNAN	c	7:01.365	1:44.235	6	Leon MURPHY	c	10:28.139	1:42.976
18	Vic ALLAN	b	3:34.622	1:43.516	6	Leon MURPHY	c	7:01.609	1:44.204	11	John CAHILL	c	10:28.919	1:42.305
6	Leon MURPHY	c	3:34.974	1:42.843	11	John CAHILL	c	7:03.520	1:43.090					

KDM HIRE COOKSTOWN 100

JUNIOR SUPPORT

Race 4 - Greenvale Hotel Junior Support A

LAP CHART



7

No	Name	G	Elapsed Time	Lap Time
29	Alastair HAWORTH	a	11:20.489	1:36.591
41	Ben REA	a	11:29.938	1:37.100
103	Melvin HOLLINGSWORTH	b	11:32.922	1:38.284
117	Alastair BAYLEY	a	11:38.940	1:38.178
73	Derek COSTELLO	a	11:39.676	1:38.469
33	David HOWARD	a	11:41.312	1:38.902
62	Sean CONNOLLY	c	11:42.691	1:37.938
74	Tommy HENRY	b	11:43.904	1:39.816
171	Brian COOMEY	a	11:45.781	1:38.506
44	Mick JORDAN	a	11:46.037	1:39.231
97	William HARA	b	11:49.959	1:44.173
59	Anthony AMBLER	b	11:50.525	1:42.708
38	Derek WILKIE	b	11:50.903	1:42.790
42	Brian LOUGHLIN	b	11:56.565	1:42.365
40	Wayne HALL	c	12:05.239	1:41.222
75	Barry SHEEHAN	c	12:05.414	1:41.067
151	Philip DRENNAN	c	12:09.059	1:41.358
6	Leon MURPHY	c	12:11.201	1:43.062
47	Davie BLACK	c	12:12.127	1:44.842
11	John CAHILL	c	12:12.381	1:43.462

KDM HIRE COOKSTOWN 100

JUNIOR SUPPORT

Race 5 - Cookstown Caravans Junior Support B

Friday, 25 April 2014



Pos	Class	No	Name	Machine / Sponsor	Gp	Laps	Total Time	Behind	Speed	-----Best Lap-----		
										Time	Speed	On

Race Classification

1	SJUN	168	Noel MURPHY	Suzuki 650 - Smurf Racing	a	6	10:30.012		71.999	1:41.038	74.823	5
2	SJUN	99	Paul FALLON	Suzuki 650	a	6	10:34.559	4.547	71.483	1:43.084	73.338	6
3	SJUN	199	Jordan McGONIGLE	Suzuki 650	a	6	10:35.447	5.435	71.383	1:43.392	73.120	6
4	SJUN	81	Julian KIRK	Kawasaki 650	a	6	10:35.958	5.946	71.325	1:43.012	73.390	6
5	SJUN	80	Chris HILLIS	Suzuki 650	a	6	10:44.254	14.242	70.407	1:45.718	71.511	5
6	SJUN	53	Veronika HANKOCY	Kawasaki 650 - R T & E Racing	a	6	10:50.948	20.936	69.683	1:45.434	71.704	6
7	SJUN	131	Robert CAIRNS	Kawasaki 400 - LR Tyres Racing	b	6	10:57.977	27.965	68.939	1:47.261	70.482	6
8	SJUN	9	Kevin MURPHY	Honda 400	b	6	10:58.485	28.473	68.885	1:48.190	69.877	6
9	SJUN	96	Stephen CARR	Kawasaki 400	b	6	11:00.615	30.603	68.663	1:48.736	69.526	6
10	SJUN	316	Stephen MORRISON	Kawasaki 400 - SPM Racing / Moto-Tech	b	6	11:00.892	30.880	68.635	1:47.257	70.485	4
11	SJUN	176	Andrew BLACK	Suzuki 650	b	6	11:04.368	34.356	68.275	1:48.458	69.704	5
12	SJUN	49	Brendan FLYNN	Suzuki 650	a	6	11:06.541	36.529	68.053	1:49.339	69.143	5
13	SJUN	17	Stephen DAVISON	Kawasaki 400	b	6	11:06.913	36.901	68.015	1:48.342	69.779	6
14	SJUN	48	Darren O'ROURKE	SUZuki 650 - Team O'Rourke Racing	b	6	11:32.971	1:02.959	65.457	1:51.665	67.703	4
15	SJUN	16	Roy BEATTIE	Kawasaki 400 - BSR	c	6	11:33.296	1:03.284	65.427	1:52.968	66.922	4
16	SJUN	2	John McCANN	Suzuki 650 - MotoMerchants.com	c	6	11:33.515	1:03.503	65.406	1:52.612	67.133	6
17	SJUN	142	Stuart RAYNER	Kawasaki 400	c	6	11:34.354	1:04.342	65.327	1:53.547	66.580	6
18	SJUN	82	William McELROY	Kawasaki 400	c	5	10:17.842	1 Lap	61.181	1:50.716	68.283	4

Fastest Lap


SJUN	168	Noel MURPHY	Suzuki 650 - Smurf Racing	a						1:41.038	74.823	5
------	-----	-------------	---------------------------	---	--	--	--	--	--	----------	--------	---

Not Classified

DNF	SJUN	198	Paul O'ROURKE	Suzuki 650 - Team O'Rourke Racing	a	5	9:05.004	1 Lap	69.357	1:46.734	70.830	4
-----	------	-----	---------------	-----------------------------------	---	---	----------	-------	--------	----------	--------	---

Provisional result to be confirmed by the Stewards of the Meeting subject to completion of technical inspections & the time limit for protests

Page 1 / 1

Circuit	Orritor	Signed		Organising Club	Cookstown & District MCC
Length(miles)	2.1000		Chief Timekeeper	Race Started	17:10
Weather	Cloudy	Issued At:	17:24	Gp Time Diff - b 13 / c 13	
Track	Dry				


KDM HIRE COOKSTOWN 100

JUNIOR SUPPORT

Race 5 - Cookstown Caravans Junior Support B

Friday, 25 April 2014

DETAILED RESULT



Race Classification

1 168 Noel MURPHY

Total Time **10:30.012** Avg Speed **71.999** Behind
Best Time **1:41.038** Best Speed **74.823** On **5** Gp **a**

Lap	Elapsed Time	Lap Time	Lap Speed
1	1:52.372	1:52.372	67.277
2	3:38.502	1:46.130	71.233
3	5:22.484	1:43.982	72.705
4	7:07.779	1:45.295	71.798
5	8:48.817	1:41.038	74.823
6	10:30.012	1:41.195	74.707

2 99 Paul FALLON

Total Time **10:34.559** Avg Speed **71.483** Behind **4.547**
Best Time **1:43.084** Best Speed **73.338** On **6** Gp **a**

Lap	Elapsed Time	Lap Time	Lap Speed
1	1:51.544	1:51.544	67.776
2	3:36.587	1:45.043	71.971
3	5:21.672	1:45.085	71.942
4	7:07.410	1:45.738	71.497
5	8:51.475	1:44.065	72.647
6	10:34.559	1:43.084	73.338

3 199 Jordan McGONIGLE

Total Time **10:35.447** Avg Speed **71.383** Behind **5.435**
Best Time **1:43.392** Best Speed **73.120** On **6** Gp **a**

Lap	Elapsed Time	Lap Time	Lap Speed
1	1:52.012	1:52.012	67.493
2	3:36.988	1:44.976	72.016
3	5:22.050	1:45.062	71.958
4	7:07.577	1:45.527	71.640
5	8:52.055	1:44.478	72.360
6	10:35.447	1:43.392	73.120

4 81 Julian KIRK

Total Time **10:35.958** Avg Speed **71.325** Behind **5.946**
Best Time **1:43.012** Best Speed **73.390** On **6** Gp **a**

Lap	Elapsed Time	Lap Time	Lap Speed
1	1:54.438	1:54.438	66.062
2	3:40.314	1:45.876	71.404
3	5:25.360	1:45.046	71.968
4	7:09.528	1:44.168	72.575
5	8:52.946	1:43.418	73.101
6	10:35.958	1:43.012	73.390

Race Classification

5 80 Chris HILLIS

Total Time **10:44.254** Avg Speed **70.407** Behind **14.242**
Best Time **1:45.718** Best Speed **71.511** On **5** Gp **a**

Lap	Elapsed Time	Lap Time	Lap Speed
1	1:51.314	1:51.314	67.916
2	3:38.316	1:47.002	70.653
3	5:24.998	1:46.682	70.865
4	7:11.409	1:46.411	71.045
5	8:57.127	1:45.718	71.511
6	10:44.254	1:47.127	70.570

6 53 Veronika HANKOCY

Total Time **10:50.948** Avg Speed **69.683** Behind **20.936**
Best Time **1:45.434** Best Speed **71.704** On **6** Gp **a**

Lap	Elapsed Time	Lap Time	Lap Speed
1	1:55.070	1:55.070	65.699
2	3:44.097	1:49.027	69.341
3	5:31.643	1:47.546	70.296
4	7:18.358	1:46.715	70.843
5	9:05.514	1:47.156	70.551
6	10:50.948	1:45.434	71.704

7 131 Robert CAIRNS

Total Time **10:57.977** Avg Speed **68.939** Behind **27.965**
Best Time **1:47.261** Best Speed **70.482** On **6** Gp **b**

Lap	Elapsed Time	Lap Time	Lap Speed
1	1:54.060	1:54.060	66.281
2	3:43.706	1:49.646	68.949
3	5:32.587	1:48.881	69.434
4	7:21.936	1:49.349	69.136
5	9:10.716	1:48.780	69.498
6	10:57.977	1:47.261	70.482

8 9 Kevin MURPHY

Total Time **10:58.485** Avg Speed **68.885** Behind **28.473**
Best Time **1:48.190** Best Speed **69.877** On **6** Gp **b**

Lap	Elapsed Time	Lap Time	Lap Speed
1	1:53.624	1:53.624	66.535
2	3:43.366	1:49.742	68.889
3	5:32.247	1:48.881	69.434
4	7:21.570	1:49.323	69.153
5	9:10.295	1:48.725	69.533
6	10:58.485	1:48.190	69.877


KDM HIRE COOKSTOWN 100

JUNIOR SUPPORT

Race 5 - Cookstown Caravans Junior Support B

Friday, 25 April 2014

DETAILED RESULT



Race Classification

9 96 Stephen CARR

Total Time **11:00.615** Avg Speed **68.663** Behind **30.603**
Best Time **1:48.736** Best Speed **69.526** On **6** Gp **b**

Lap	Elapsed Time	Lap Time	Lap Speed
1	1:54.922	1:54.922	65.784
2	3:44.254	1:49.332	69.147
3	5:33.004	1:48.750	69.517
4	7:22.512	1:49.508	69.036
5	9:11.879	1:49.367	69.125
6	11:00.615	1:48.736	69.526

Race Classification

13 17 Stephen DAVISON

Total Time **11:06.913** Avg Speed **68.015** Behind **36.901**
Best Time **1:48.342** Best Speed **69.779** On **6** Gp **b**

Lap	Elapsed Time	Lap Time	Lap Speed
1	1:57.119	1:57.119	64.550
2	3:47.307	1:50.188	68.610
3	5:38.695	1:51.388	67.871
4	7:28.773	1:50.078	68.679
5	9:18.571	1:49.798	68.854
6	11:06.913	1:48.342	69.779

10 316 Stephen MORRISON

Total Time **11:00.892** Avg Speed **68.635** Behind **30.880**
Best Time **1:47.257** Best Speed **70.485** On **4** Gp **b**

Lap	Elapsed Time	Lap Time	Lap Speed
1	2:01.729	2:01.729	62.105
2	3:49.507	1:47.778	70.144
3	5:38.750	1:49.243	69.204
4	7:26.007	1:47.257	70.485
5	9:13.319	1:47.312	70.449
6	11:00.892	1:47.573	70.278

14 48 Darren O'ROURKE

Total Time **11:32.971** Avg Speed **65.457** Behind **1:02.959**
Best Time **1:51.665** Best Speed **67.703** On **4** Gp **b**

Lap	Elapsed Time	Lap Time	Lap Speed
1	2:02.572	2:02.572	61.678
2	3:57.736	1:55.164	65.646
3	5:52.253	1:54.517	66.016
4	7:43.918	1:51.665	67.703
5	9:38.005	1:54.087	66.265
6	11:32.971	1:54.966	65.759

11 176 Andrew BLACK

Total Time **11:04.368** Avg Speed **68.275** Behind **34.356**
Best Time **1:48.458** Best Speed **69.704** On **5** Gp **b**

Lap	Elapsed Time	Lap Time	Lap Speed
1	1:57.866	1:57.866	64.141
2	3:48.216	1:50.350	68.509
3	5:37.498	1:49.282	69.179
4	7:27.399	1:49.901	68.789
5	9:15.857	1:48.458	69.704
6	11:04.368	1:48.511	69.670

15 16 Roy BEATTIE

Total Time **11:33.296** Avg Speed **65.427** Behind **1:03.284**
Best Time **1:52.968** Best Speed **66.922** On **4** Gp **c**

Lap	Elapsed Time	Lap Time	Lap Speed
1	2:01.473	2:01.473	62.236
2	3:57.529	1:56.056	65.141
3	5:52.950	1:55.421	65.499
4	7:45.918	1:52.968	66.922
5	9:39.301	1:53.383	66.677
6	11:33.296	1:53.995	66.319

12 49 Brendan FLYNN

Total Time **11:06.541** Avg Speed **68.053** Behind **36.529**
Best Time **1:49.339** Best Speed **69.143** On **5** Gp **a**

Lap	Elapsed Time	Lap Time	Lap Speed
1	1:56.212	1:56.212	65.054
2	3:46.642	1:50.430	68.460
3	5:36.488	1:49.846	68.824
4	7:25.924	1:49.436	69.081
5	9:15.263	1:49.339	69.143
6	11:06.541	1:51.278	67.938

16 2 John McCANN

Total Time **11:33.515** Avg Speed **65.406** Behind **1:03.503**
Best Time **1:52.612** Best Speed **67.133** On **6** Gp **c**

Lap	Elapsed Time	Lap Time	Lap Speed
1	2:04.352	2:04.352	60.795
2	3:59.690	1:55.338	65.546
3	5:54.067	1:54.377	66.097
4	7:47.571	1:53.504	66.606
5	9:40.903	1:53.332	66.707
6	11:33.515	1:52.612	67.133



MCUI Ulster
Centre Timing
powered by
e-Laps timing software

www.elaps-timing.com




KDM HIRE COOKSTOWN 100

JUNIOR SUPPORT

Race 5 - Cookstown Caravans Junior Support B

Friday, 25 April 2014

DETAILED RESULT



Race Classification

17 142 Stuart RAYNER

Total Time **11:34.354** Avg Speed **65.327** Behind **1:04.342**

Best Time **1:53.547** Best Speed **66.580** On **6** Gp **c**

Lap	Elapsed Time	Lap Time	Lap Speed
1	2:03.493	2:03.493	61.218
2	3:59.047	1:55.554	65.424
3	5:53.114	1:54.067	66.277
4	7:46.914	1:53.800	66.432
5	9:40.807	1:53.893	66.378
6	11:34.354	1:53.547	66.580

18 82 William McELROY

Total Time **10:17.842** Avg Speed **61.181** Behind **1 Lap**

Best Time **1:50.716** Best Speed **68.283** On **4** Gp **c**

Lap	Elapsed Time	Lap Time	Lap Speed
1	2:03.864	2:03.864	61.035
2	3:58.166	1:54.302	66.141
3	5:51.138	1:52.972	66.919
4	7:41.854	1:50.716	68.283
5	10:17.842	2:35.988	48.465

Not Classified

DNF 198 Paul O'ROURKE

Total Time **9:05.004** Avg Speed **69.357** Behind **1 Lap**

Best Time **1:46.734** Best Speed **70.830** On **4** Gp **a**


Lap	Elapsed Time	Lap Time	Lap Speed
1	1:54.705	1:54.705	65.908
2	3:43.628	1:48.923	69.407
3	5:31.148	1:47.520	70.312
4	7:17.882	1:46.734	70.830
5	9:05.004	1:47.122	70.574

KDM HIRE COOKSTOWN 100

JUNIOR SUPPORT

Race 5 - Cookstown Caravans Junior Support B

LAP CHART



1					3					5				
No	Name	G	Elapsed Time	Lap Time	No	Name	G	Elapsed Time	Lap Time	No	Name	G	Elapsed Time	Lap Time
80	Chris HILLIS	a	1:51.314	1:51.314	99	Paul FALLON	a	5:21.672	1:45.085	168	Noel MURPHY	a	8:48.817	1:41.038
99	Paul FALLON	a	1:51.544	1:51.544	199	Jordan McGONIGLE	a	5:22.050	1:45.062	99	Paul FALLON	a	8:51.475	1:44.065
199	Jordan McGONIGLE	a	1:52.012	1:52.012	168	Noel MURPHY	a	5:22.484	1:43.982	199	Jordan McGONIGLE	a	8:52.055	1:44.478
168	Noel MURPHY	a	1:52.372	1:52.372	80	Chris HILLIS	a	5:24.998	1:46.682	81	Julian KIRK	a	8:52.946	1:43.418
9	Kevin MURPHY	b	1:53.624	1:53.624	81	Julian KIRK	a	5:25.360	1:45.046	80	Chris HILLIS	a	8:57.127	1:45.718
131	Robert CAIRNS	b	1:54.060	1:54.060	198	Paul O'ROURKE	a	5:31.148	1:47.520	198	Paul O'ROURKE	a	9:05.004	1:47.122
81	Julian KIRK	a	1:54.438	1:54.438	53	Veronika HANKOCY	a	5:31.643	1:47.546	53	Veronika HANKOCY	a	9:05.514	1:47.156
198	Paul O'ROURKE	a	1:54.705	1:54.705	9	Kevin MURPHY	b	5:32.247	1:48.881	9	Kevin MURPHY	b	9:10.295	1:48.725
96	Stephen CARR	b	1:54.922	1:54.922	131	Robert CAIRNS	b	5:32.587	1:48.881	131	Robert CAIRNS	b	9:10.716	1:48.780
53	Veronika HANKOCY	a	1:55.070	1:55.070	96	Stephen CARR	b	5:33.004	1:48.750	96	Stephen CARR	b	9:11.879	1:49.367
49	Brendan FLYNN	a	1:56.212	1:56.212	49	Brendan FLYNN	a	5:36.488	1:49.846	316	Stephen MORRISON	b	9:13.319	1:47.312
17	Stephen DAVISON	b	1:57.119	1:57.119	176	Andrew BLACK	b	5:37.498	1:49.282	49	Brendan FLYNN	a	9:15.263	1:49.339
176	Andrew BLACK	b	1:57.866	1:57.866	17	Stephen DAVISON	b	5:38.695	1:51.388	176	Andrew BLACK	b	9:15.857	1:48.458
16	Roy BEATTIE	c	2:01.473	2:01.473	316	Stephen MORRISON	b	5:38.750	1:49.243	17	Stephen DAVISON	b	9:18.571	1:49.798
316	Stephen MORRISON	b	2:01.729	2:01.729	82	William McELROY	c	5:51.138	1:52.972	48	Darren O'ROURKE	b	9:38.005	1:54.087
48	Darren O'ROURKE	b	2:02.572	2:02.572	48	Darren O'ROURKE	b	5:52.253	1:54.517	16	Roy BEATTIE	c	9:39.301	1:53.383
142	Stuart RAYNER	c	2:03.493	2:03.493	16	Roy BEATTIE	c	5:52.950	1:55.421	142	Stuart RAYNER	c	9:40.807	1:53.893
82	William McELROY	c	2:03.864	2:03.864	142	Stuart RAYNER	c	5:53.114	1:54.067	2	John McCANN	c	9:40.903	1:53.332
2	John McCANN	c	2:04.352	2:04.352	2	John McCANN	c	5:54.067	1:54.377	82	William McELROY	c	10:17.842	2:35.988

2					4					6				
No	Name	G	Elapsed Time	Lap Time	No	Name	G	Elapsed Time	Lap Time	No	Name	G	Elapsed Time	Lap Time
99	Paul FALLON	a	3:36.587	1:45.043	99	Paul FALLON	a	7:07.410	1:45.738	168	Noel MURPHY	a	10:30.012	1:41.195
199	Jordan McGONIGLE	a	3:36.988	1:44.976	199	Jordan McGONIGLE	a	7:07.577	1:45.527	99	Paul FALLON	a	10:34.559	1:43.084
80	Chris HILLIS	a	3:38.316	1:47.002	168	Noel MURPHY	a	7:07.779	1:45.295	199	Jordan McGONIGLE	a	10:35.447	1:43.392
168	Noel MURPHY	a	3:38.502	1:46.130	81	Julian KIRK	a	7:09.528	1:44.168	81	Julian KIRK	a	10:35.958	1:43.012
81	Julian KIRK	a	3:40.314	1:45.876	80	Chris HILLIS	a	7:11.409	1:46.411	80	Chris HILLIS	a	10:44.254	1:47.127
9	Kevin MURPHY	b	3:43.366	1:49.742	198	Paul O'ROURKE	a	7:17.882	1:46.734	53	Veronika HANKOCY	a	10:50.948	1:45.434
198	Paul O'ROURKE	a	3:43.628	1:48.923	53	Veronika HANKOCY	a	7:18.358	1:46.715	131	Robert CAIRNS	b	10:57.977	1:47.261
131	Robert CAIRNS	b	3:43.706	1:49.646	9	Kevin MURPHY	b	7:21.570	1:49.323	9	Kevin MURPHY	b	10:58.485	1:48.190
53	Veronika HANKOCY	a	3:44.097	1:49.027	131	Robert CAIRNS	b	7:21.936	1:49.349	96	Stephen CARR	b	11:00.615	1:48.736
96	Stephen CARR	b	3:44.254	1:49.332	96	Stephen CARR	b	7:22.512	1:49.508	316	Stephen MORRISON	b	11:00.892	1:47.573
49	Brendan FLYNN	a	3:46.642	1:50.430	49	Brendan FLYNN	a	7:25.924	1:49.436	176	Andrew BLACK	b	11:04.368	1:48.511
17	Stephen DAVISON	b	3:47.307	1:50.188	316	Stephen MORRISON	b	7:26.007	1:47.257	49	Brendan FLYNN	a	11:06.541	1:51.278
176	Andrew BLACK	b	3:48.216	1:50.350	176	Andrew BLACK	b	7:27.399	1:49.901	17	Stephen DAVISON	b	11:06.913	1:48.342
316	Stephen MORRISON	b	3:49.507	1:47.778	17	Stephen DAVISON	b	7:28.773	1:50.078	48	Darren O'ROURKE	b	11:32.971	1:54.966
16	Roy BEATTIE	c	3:57.529	1:56.056	82	William McELROY	c	7:41.854	1:50.716	16	Roy BEATTIE	c	11:33.296	1:53.995
48	Darren O'ROURKE	b	3:57.736	1:55.164	48	Darren O'ROURKE	b	7:43.918	1:51.665	2	John McCANN	c	11:33.515	1:52.612
82	William McELROY	c	3:58.166	1:54.302	16	Roy BEATTIE	c	7:45.918	1:52.968	142	Stuart RAYNER	c	11:34.354	1:53.547
142	Stuart RAYNER	c	3:59.047	1:55.554	142	Stuart RAYNER	c	7:46.914	1:53.800					
2	John McCANN	c	3:59.690	1:55.338	2	John McCANN	c	7:47.571	1:53.504					

ROAD RACE - IRISH JUNIOR SUPPORT

2014

					#1	
Pos	No.	Name	Total	Diff	Gap	R1
1	29	Alastair HAWORTH	25	0	0	25
2	41	Ben REA	20	5	5	20
3	103	Melvin HOLLINGSWORTH	16	9	4	16
4	117	Alastair BAYLEY	13	12	3	13
5	73	Derek COSTELLO	11	14	2	11
6	33	David HOWARD	10	15	1	10
7	62	Sean CONNOLLY	9	16	1	9
8	74	Tommy HENRY	8	17	1	8
9	171	Brian COOMEY	7	18	1	7
10	44	Mick JORDAN	6	19	1	6
11	97	William HARA	5	20	1	5
12	59	Anthony AMBLER	4	21	1	4
13	38	Derek WILKIE	3	22	1	3
14	42	Brian LOUGHLIN	2	23	1	2
15	40	Wayne HALL	1	24	1	1

Event Legend

#1 25/04/2014 KDM HIRE COOKSTOWN 100

ROAD RACE - ULSTER JUNIOR SUPPORT

2014

					#1	
Pos	No.	Name	Total	Diff	Gap	R1
1	29	Alastair HAWORTH	25	0	0	25
2	41	Ben REA	20	5	5	20
3	103	Melvin HOLLINGSWORTH	16	9	4	16
4	117	Alastair BAYLEY	13	12	3	13
5	73	Derek COSTELLO	11	14	2	11
6	33	David HOWARD	10	15	1	10
7	62	Sean CONNOLLY	9	16	1	9
8	74	Tommy HENRY	8	17	1	8
9	171	Brian COOMEY	7	18	1	7
10	44	Mick JORDAN	6	19	1	6
11	97	William HARA	5	20	1	5
12	59	Anthony AMBLER	4	21	1	4
13	38	Derek WILKIE	3	22	1	3
14	42	Brian LOUGHLIN	2	23	1	2
15	40	Wayne HALL	1	24	1	1

Event Legend

#1 25/04/2014 KDM HIRE COOKSTOWN 100