




COOKSTOWN 100

Friday 25th & Saturday 26th April 2014

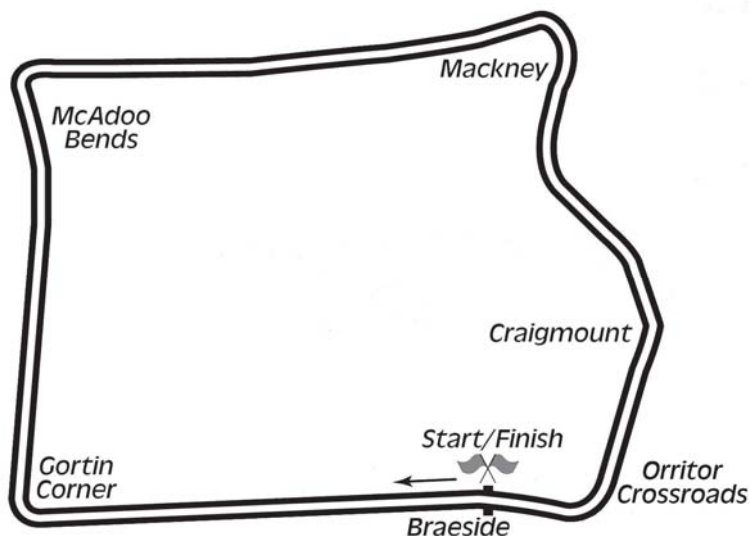
promoted by Cookstown & District MCC
www.cookstown100.com

The logo for Hayes Fuels, featuring the text 'Hayes Fuels' in a large, blue, italicized sans-serif font, with a small orange flame icon above the 'H'. Below it, the tagline '...for the future' is written in a smaller, orange, italicized sans-serif font.

**& DREW STEWART AUTO REPAIRS
SUPERTWIN**



Orritor Circuit 2.1 miles



LAP RECORDS

Class	Rider	Machine	m	s	mph	Year
125cc	William Dunlop	Honda	1	34.755	79.785	2010
Moto 3	Barry Davidson	Honda 250	1	39.075	76.306	2012
Moto 450	Ryan Farquhar	Kawasaki	1	35.432	79.219	2012
250cc	William Dunlop	Honda	1	29.658	84.320	2009
Supersport 400	Alastair Haworth	Yamaha	1	35.794	78.919	2013
Supertwin	Ryan Farquhar	Kawasaki 650	1	30.636	83.411	2012
Supersport	Michael Dunlop	Yamaha	1	24.783	89.169	2011
Superbike	Michael Dunlop	Honda	1	22.641	91.480	2013
Senior Support	Gary Robinson	Yamaha 600	1	29.956	84.041	2007
Junior Support	Mark Hanna	Honda 250	1	33.788	80.607	2013
Classic 1000cc	Wattie Brown	Norton 920	1	40.273	75.394	2006
Classic 500cc	Neill McWhirter	Norton	1	41.491	74.489	2010
Classic 350cc	Paul Coward	Honda	1	43.421	73.099	2004
Classic 250cc	Geoff McMullan	Suzuki	1	47.294	70.461	2006

MOST WINS at COOKSTOWN 100

Ryan Farquhar	26	1996 - 12
Ray McCullough	14	1967 - 79
Joey Dunlop	11	1977 - 98
Robert Dunlop	11	1985 - 08
Phillip McCallen	10	1987 - 96
William Dunlop	9	2006 - 13
Courtney Junk	8	1974 - 83
Mervyn Elwood	8	1987 - 97
Noel Hudson	7	1975 - 95
Bill Swallow	7	1987 - 00
Darran Lindsay	7	2000 - 05

ALL TIME IRISH ROAD RACE WINNERS (after Killalane 2013)

Most Wins at All Irish Road Race Meetings

1.	Ryan Farquhar	199	1995-12
2.	Joey Dunlop	156	1971-00
3.	Robert Dunlop	135	1980-08
4.	Ray McCullough	109	1960-82
	Phillip McCallen	109	1987-99
6.	William Dunlop	93	2005-13
7.	Michael Dunlop	81	2006-13
8.	Brian Reid	78	1980-94
9.	Darran Lindsay	74	1999-06
10.	James Courtney	66	1992-99

KDM HIRE COOKSTOWN 100

SUPERTWIN

Supertwin Group A Qualifying


Friday, 25 April 2014



Pos	Class	No	Name	Machine / Sponsor	----- Best Lap -----			Laps	
					Time	Behind	Speed		
Qualifying Classification									
1	STWN	3	Michael DUNLOP	Kawasaki 650 - McAdoo Racing	1:32.125		82.062	3	4
2	STWN	44	Jamie HAMILTON	Kawasaki 650 - VRS Racing	1:32.792	0.667	81.473	4	4
3	STWN	52	James COWTON	Kawasaki 650 - Stewart Smith Racing	1:34.221	2.096	80.237	4	4
4	STWN	23	Michal DOKOUPIL	Kawasaki 650 - R T & E Racing	1:35.778	3.653	78.933	4	4
5	STWN	57	Ian MORRELL	Suzuki 650 - Gordy Hogg	1:36.498	4.373	78.344	3	4
6	STWN	41	Ben REA	Kawasaki 650	1:37.328	5.203	77.675	3	4
7	STWN	4	Dan KNEEN	Kawasaki 650 - Cookstown BE Racing	1:37.467	5.342	77.565	3	4
8	STWN	7	Gareth KEYS	Kawasaki 650 - DNI3 Racing	1:38.206	6.081	76.981	4	4
9	STWN	28	Paul GARTLAND	Kawasaki 650 - Hotties	1:39.454	7.329	76.015	3	4
10	STWN	59	Anthony AMBLER	Suzuki 650 - Chris Ambler Race Fab	1:41.087	8.962	74.787	3	4
11	STWN	62	Sean CONNOLLY	Suzuki 650 - SKN Racing	1:41.457	9.332	74.514	3	4
12	STWN	103	Melvin HOLLINGSWORTH	Suzuki 650	1:41.504	9.379	74.480	4	4
13	STWN	10	Andy LAWSON	Kawasaki 650	1:41.686	9.561	74.347	4	4
14	STWN	40	Wayne HALL	Suzuki 650 - Gas Safety Systems	1:42.585	10.460	73.695	4	4
15	STWN	42	Brian LOUGHLIN	Suzuki 650	1:43.916	11.791	72.751	3	4
16	STWN	47	Davie BLACK	Suzuki 650 - John Hunter Racing	1:44.075	11.950	72.640	3	4
17	STWN	53	Veronica HANKOCY	Kawasaki 650 - R T & E Racing	1:46.353	14.228	71.084	4	4
18	STWN	1	Mark HANNA	Kawasaki 650 - Emerald Road Racing	1:48.820	16.695	69.473	3	3

Provisional result to be confirmed by the Stewards of the Meeting subject to completion of technical inspections & the time limit for protests

Page 1 / 1

Circuit	Orritor	Signed		Organising Club	Cookstown & District MCC
Length(miles)	2.1000		Chief Timekeeper	Qualifying Started	18:45
Weather	Sunny	Issued At:	18:55		
Track	Dry				

KDM HIRE COOKSTOWN 100

SUPERTWIN

Supertwin Group A Qualifying

Friday, 25 April 2014

DETAILED RESULT



Qualifying Classification

Position

1 3 Michael DUNLOP

Behind

Best Time **1:32.125** Best Speed **82.062** On **3** Gp **a**

Lap	Elapsed Time	Lap Time	Lap Speed
1	2:34.132	2:34.132	49.049
2	4:07.713	1:33.581	80.786
3	5:39.838	1:32.125	82.062
4	7:14.327	1:34.489	80.009

2 44 Jamie HAMILTON

Behind **0.667**

Best Time **1:32.792** Best Speed **81.473** On **4** Gp **a**

Lap	Elapsed Time	Lap Time	Lap Speed
1	2:02.948	2:02.948	61.489
2	3:38.990	1:36.042	78.716
3	5:13.211	1:34.221	80.237
4	6:46.003	1:32.792	81.473

3 52 James COWTON

Behind **2.096**

Best Time **1:34.221** Best Speed **80.237** On **4** Gp **a**

Lap	Elapsed Time	Lap Time	Lap Speed
1	1:58.872	1:58.872	63.598
2	3:34.420	1:35.548	79.123
3	5:08.643	1:34.223	80.235
4	6:42.864	1:34.221	80.237

4 23 Michal DOKOUPIL

Behind **3.653**

Best Time **1:35.778** Best Speed **78.933** On **4** Gp **a**

Lap	Elapsed Time	Lap Time	Lap Speed
1	2:18.475	2:18.475	54.595
2	3:56.013	1:37.538	77.508
3	5:33.025	1:37.012	77.929
4	7:08.803	1:35.778	78.933

5 57 Ian MORRELL

Behind **4.373**

Best Time **1:36.498** Best Speed **78.344** On **3** Gp **a**

Lap	Elapsed Time	Lap Time	Lap Speed
1	1:53.760	1:53.760	66.456
2	3:30.738	1:36.978	77.956
3	5:07.236	1:36.498	78.344
4	6:44.419	1:37.183	77.791

Qualifying Classification

Position

6 41 Ben REA

Behind **5.203**

Best Time **1:37.328** Best Speed **77.675** On **3** Gp **a**

Lap	Elapsed Time	Lap Time	Lap Speed
1	1:53.645	1:53.645	66.523
2	3:34.260	1:40.615	75.138
3	5:11.588	1:37.328	77.675
4	6:49.468	1:37.880	77.237

7 4 Dan KNEEN

Behind **5.342**

Best Time **1:37.467** Best Speed **77.565** On **3** Gp **a**

Lap	Elapsed Time	Lap Time	Lap Speed
1	1:44.487	1:44.487	72.353
2	3:24.951	1:40.464	75.251
3	5:02.418	1:37.467	77.565
4	6:41.695	1:39.277	76.151

8 7 Gareth KEYS

Behind **6.081**

Best Time **1:38.206** Best Speed **76.981** On **4** Gp **a**

Lap	Elapsed Time	Lap Time	Lap Speed
1	2:02.727	2:02.727	61.600
2	3:43.443	1:40.716	75.063
3	5:23.036	1:39.593	75.909
4	7:01.242	1:38.206	76.981

9 28 Paul GARTLAND

Behind **7.329**

Best Time **1:39.454** Best Speed **76.015** On **3** Gp **a**

Lap	Elapsed Time	Lap Time	Lap Speed
1	2:41.042	2:41.042	46.944
2	4:24.700	1:43.658	72.932
3	6:04.154	1:39.454	76.015
4	7:44.184	1:40.030	75.577

10 59 Anthony AMBLER

Behind **8.962**

Best Time **1:41.087** Best Speed **74.787** On **3** Gp **a**

Lap	Elapsed Time	Lap Time	Lap Speed
1	1:50.296	1:50.296	68.543
2	3:33.924	1:43.628	72.953
3	5:15.011	1:41.087	74.787
4	6:56.364	1:41.353	74.591

KDM HIRE COOKSTOWN 100

SUPERTWIN

Supertwin Group A Qualifying

Friday, 25 April 2014

DETAILED RESULT



Qualifying Classification

Position

11 62 Sean CONNOLLY

Behind 9.332

Best Time 1:41.457 Best Speed 74.514 On 3 Gp a

Lap	Elapsed Time	Lap Time	Lap Speed
1	2:00.409	2:00.409	62.786
2	3:43.948	1:43.539	73.016
3	5:25.405	1:41.457	74.514
4	7:08.129	1:42.724	73.595

12 103 Melvin HOLLINGSWORTH

Behind 9.379

Best Time 1:41.504 Best Speed 74.480 On 4 Gp a

Lap	Elapsed Time	Lap Time	Lap Speed
1	2:09.940	2:09.940	58.181
2	3:53.050	1:43.110	73.320
3	5:36.120	1:43.070	73.348
4	7:17.624	1:41.504	74.480

13 10 Andy LAWSON

Behind 9.561

Best Time 1:41.686 Best Speed 74.347 On 4 Gp a

Lap	Elapsed Time	Lap Time	Lap Speed
1	1:54.390	1:54.390	66.090
2	3:37.089	1:42.699	73.613
3	5:19.044	1:41.955	74.150
4	7:00.730	1:41.686	74.347

14 40 Wayne HALL

Behind 10.460

Best Time 1:42.585 Best Speed 73.695 On 4 Gp a

Lap	Elapsed Time	Lap Time	Lap Speed
1	2:18.226	2:18.226	54.693
2	4:03.142	1:44.916	72.058
3	5:46.525	1:43.383	73.126
4	7:29.110	1:42.585	73.695

15 42 Brian LOUGHLIN

Behind 11.791

Best Time 1:43.916 Best Speed 72.751 On 3 Gp a

Lap	Elapsed Time	Lap Time	Lap Speed
1	2:02.706	2:02.706	61.611
2	3:48.669	1:45.963	71.346
3	5:32.585	1:43.916	72.751
4	7:18.017	1:45.432	71.705

Qualifying Classification

Position

16 47 Davie BLACK

Behind 11.950

Best Time 1:44.075 Best Speed 72.640 On 3 Gp a

Lap	Elapsed Time	Lap Time	Lap Speed
1	2:01.613	2:01.613	62.164
2	3:48.074	1:46.461	71.012
3	5:32.149	1:44.075	72.640
4	7:17.262	1:45.113	71.923

17 53 Veronica HANKOCY

Behind 14.228

Best Time 1:46.353 Best Speed 71.084 On 4 Gp a

Lap	Elapsed Time	Lap Time	Lap Speed
1	2:18.965	2:18.965	54.402
2	4:06.685	1:47.720	70.182
3	5:53.680	1:46.995	70.658
4	7:40.033	1:46.353	71.084

18 1 Mark HANNA

Behind 16.695

Best Time 1:48.820 Best Speed 69.473 On 3 Gp a

Lap	Elapsed Time	Lap Time	Lap Speed
1	3:46.123	3:46.123	33.433
2	5:59.332	2:13.209	56.753
3	7:48.152	1:48.820	69.473

KDM HIRE COOKSTOWN 100

SUPERTWIN

Supertwin Group B Qualifying


Friday, 25 April 2014



Pos	Class	No	Name	Machine / Sponsor	----- Best Lap -----			On	Laps
					Time	Behind	Speed		
Qualifying Classification									
1	STWN	72	Connor BEHAN	Kawasaki 650 - KMR / SGS International	1:34.632		79.888	4	4
2	STWN	96	Andy FARRELL	Kawasaki 650 - Full Factory - winnerswear	1:34.834	0.202	79.718	4	5
3	STWN	71	Davy MORGAN	Kawasaki 650 - CMS	1:37.693	3.061	77.385	3	4
4	STWN	84	Maria COSTELLO	Kawasaki 650 - Hol-Taj	1:39.473	4.841	76.001	3	4
5	STWN	73	Derek COSTELLO	Kawasaki 650	1:41.722	7.090	74.320	4	4
6	STWN	69	Ronnie SCOTT	Kawasaki 650	1:43.508	8.876	73.038	4	4
7	STWN	151	Phillip DRENNAN	Suzuki 650	1:44.605	9.973	72.272	3	4
8	STWN	115	Damian HORAN	Suzuki 650 - Farren & Grogan	1:44.772	10.140	72.157	4	4
9	STWN	168	Noel MURPHY	Suzuki 650 - Smurf Racing	1:44.849	10.217	72.104	4	4
10	STWN	99	Paul FALLON	Suzuki 650	1:46.237	11.605	71.162	2	2
11	STWN	211	Tim STEPHENSON	Suzuki 650 - KSS	1:46.335	11.703	71.096	4	4
12	STWN	77	Mark SHIELS	Kawasaki 650	1:49.618	14.986	68.967	3	4
13	STWN	142	Stuart RAYNER	Suzuki 650	1:57.880	23.248	64.133	2	4

Provisional result to be confirmed by the Stewards of the Meeting subject to completion of technical inspections & the time limit for protests

Page 1 / 1

Circuit	Orritor	Signed		Organising Club	Cookstown & District MCC
Length(miles)	2.1000	Chief Timekeeper		Qualifying Started	19:16
Weather	Bright	Issued At:	19:26		
Track	Dry				



MCUI Ulster
Centre Timing
powered by
e-Laps timing software

www.elaps-timing.com



KDM HIRE COOKSTOWN 100

SUPERTWIN

Supertwin Group B Qualifying

Friday, 25 April 2014

DETAILED RESULT



Qualifying Classification

Position

1 72 Connor BEHAN

Behind

Best Time **1:34.632** Best Speed **79.888** On **4** Gp **a**

Lap	Elapsed Time	Lap Time	Lap Speed
1	2:45.124	2:45.124	45.784
2	4:24.342	1:39.218	76.196
3	5:59.949	1:35.607	79.074
4	7:34.581	1:34.632	79.888

2 96 Andy FARRELL

Behind **0.202**

Best Time **1:34.834** Best Speed **79.718** On **4** Gp **a**

Lap	Elapsed Time	Lap Time	Lap Speed
1	1:46.425	1:46.425	71.036
2	3:23.965	1:37.540	77.507
3	4:59.612	1:35.647	79.041
4	6:34.446	1:34.834	79.718
5	8:09.496	1:35.050	79.537

3 71 Davy MORGAN

Behind **3.061**

Best Time **1:37.693** Best Speed **77.385** On **3** Gp **a**

Lap	Elapsed Time	Lap Time	Lap Speed
1	2:23.740	2:23.740	52.595
2	4:03.924	1:40.184	75.461
3	5:41.617	1:37.693	77.385
4	7:21.007	1:39.390	76.064

4 84 Maria COSTELLO

Behind **4.841**

Best Time **1:39.473** Best Speed **76.001** On **3** Gp **a**

Lap	Elapsed Time	Lap Time	Lap Speed
1	2:04.367	2:04.367	60.788
2	3:45.102	1:40.735	75.048
3	5:24.575	1:39.473	76.001
4	7:06.005	1:41.430	74.534

5 73 Derek COSTELLO

Behind **7.090**

Best Time **1:41.722** Best Speed **74.320** On **4** Gp **a**

Lap	Elapsed Time	Lap Time	Lap Speed
1	1:55.335	1:55.335	65.548
2	3:41.651	1:46.316	71.109
3	5:23.953	1:42.302	73.899
4	7:05.675	1:41.722	74.320

Qualifying Classification

Position

6 69 Ronnie SCOTT

Behind **8.876**

Best Time **1:43.508** Best Speed **73.038** On **4** Gp **a**

Lap	Elapsed Time	Lap Time	Lap Speed
1	2:34.222	2:34.222	49.020
2	4:23.520	1:49.298	69.169
3	6:08.996	1:45.476	71.675
4	7:52.504	1:43.508	73.038

7 151 Phillip DRENNAN

Behind **9.973**

Best Time **1:44.605** Best Speed **72.272** On **3** Gp **a**

Lap	Elapsed Time	Lap Time	Lap Speed
1	2:07.214	2:07.214	59.427
2	3:52.859	1:45.645	71.560
3	5:37.464	1:44.605	72.272
4	7:22.511	1:45.047	71.968

8 115 Damian HORAN

Behind **10.140**

Best Time **1:44.772** Best Speed **72.157** On **4** Gp **a**

Lap	Elapsed Time	Lap Time	Lap Speed
1	2:05.168	2:05.168	60.399
2	3:50.610	1:45.442	71.698
3	5:36.037	1:45.427	71.708
4	7:20.809	1:44.772	72.157

9 168 Noel MURPHY

Behind **10.217**

Best Time **1:44.849** Best Speed **72.104** On **4** Gp **a**

Lap	Elapsed Time	Lap Time	Lap Speed
1	2:23.019	2:23.019	52.860
2	4:09.995	1:46.976	70.670
3	5:56.189	1:46.194	71.190
4	7:41.038	1:44.849	72.104

10 99 Paul FALLON

Behind **11.605**

Best Time **1:46.237** Best Speed **71.162** On **2** Gp **a**

Lap	Elapsed Time	Lap Time	Lap Speed
1	2:03.999	2:03.999	60.968
2	3:50.236	1:46.237	71.162

KDM HIRE COOKSTOWN 100

SUPERTWIN

Supertwin Group B Qualifying

Friday, 25 April 2014

DETAILED RESULT



Qualifying Classification

Position

11 211 Tim STEPHENSON

Behind 11.703

Best Time 1:46.335 Best Speed 71.096 On 4 Gp a

Lap	Elapsed Time	Lap Time	Lap Speed
1	2:34.965	2:34.965	48.785
2	4:23.952	1:48.987	69.366
3	6:10.408	1:46.456	71.015
4	7:56.743	1:46.335	71.096

12 77 Mark SHIELS

Behind 14.986

Best Time 1:49.618 Best Speed 68.967 On 3 Gp a

Lap	Elapsed Time	Lap Time	Lap Speed
1	2:52.254	2:52.254	43.889
2	4:43.321	1:51.067	68.067
3	6:32.939	1:49.618	68.967
4	8:24.297	1:51.358	67.889

13 142 Stuart RAYNER

Behind 23.248

Best Time 1:57.880 Best Speed 64.133 On 2 Gp a

Lap	Elapsed Time	Lap Time	Lap Speed
1	2:25.265	2:25.265	52.043
2	4:23.145	1:57.880	64.133
3	6:23.496	2:00.351	62.816
4	8:23.692	2:00.196	62.897

KDM HIRE COOKSTOWN 100


SUPERTWIN Combined Qualifying



Pos	Class	No	Name	-----Best Time / Qual Laps-----		Overall Best Time / Speed / Total Qual Laps
				Session A	Session B	
Qualifying Classification						
1	STWN	3	Michael DUNLOP	1:32.125	-----	1:32.125 82.062
2	STWN	44	Jamie HAMILTON	1:32.792	-----	1:32.792 81.473
3	STWN	52	James COWTON	1:34.221	-----	1:34.221 80.237
4	STWN	72	Connor BEHAN	-----	1:34.632	1:34.632 79.888
5	STWN	96	Andy FARRELL	-----	1:34.834	1:34.834 79.718
6	STWN	23	Michal DOKOUPIL	1:35.778	-----	1:35.778 78.933
7	STWN	57	Ian MORRELL	1:36.498	-----	1:36.498 78.344
8	STWN	41	Ben REA	1:37.328	-----	1:37.328 77.675
9	STWN	4	Dan KNEEN	1:37.467	-----	1:37.467 77.565
10	STWN	71	Davy MORGAN	-----	1:37.693	1:37.693 77.385
11	STWN	7	Gareth KEYS	1:38.206	-----	1:38.206 76.981
12	STWN	28	Paul GARTLAND	1:39.454	-----	1:39.454 76.015
13	STWN	84	Maria COSTELLO	-----	1:39.473	1:39.473 76.001
14	STWN	59	Anthony AMBLER	1:41.087	-----	1:41.087 74.787
15	STWN	62	Sean CONNOLLY	1:41.457	-----	1:41.457 74.514
16	STWN	103	Melvin HOLLINGSWORTH	1:41.504	-----	1:41.504 74.480
17	STWN	10	Andy LAWSON	1:41.686	-----	1:41.686 74.347
18	STWN	73	Derek COSTELLO	-----	1:41.722	1:41.722 74.320
19	STWN	40	Wayne HALL	1:42.585	-----	1:42.585 73.695
20	STWN	69	Ronnie SCOTT	-----	1:43.508	1:43.508 73.038
21	STWN	42	Brian LOUGHLIN	1:43.916	-----	1:43.916 72.751
22	STWN	47	Davie BLACK	1:44.075	-----	1:44.075 72.640
23	STWN	151	Phillip DRENNAN	-----	1:44.605	1:44.605 72.272
24	STWN	115	Damian HORAN	-----	1:44.772	1:44.772 72.157
25	STWN	168	Noel MURPHY	-----	1:44.849	1:44.849 72.104
26	STWN	99	Paul FALLON	-----	1:46.237	1:46.237 71.162
27	STWN	211	Tim STEPHENSON	-----	1:46.335	1:46.335 71.096
28	STWN	53	Veronica HANKOCY	1:46.353	-----	1:46.353 71.084
29	STWN	1	Mark HANNA	1:48.820	-----	1:48.820 69.473
30	STWN	77	Mark SHIELS	-----	1:49.618	1:49.618 68.967
31	STWN	142	Stuart RAYNER	-----	1:57.880	1:57.880 64.133

Provisional result to be confirmed by the Stewards of the Meeting subject to completion of technical inspections & the time limit for protests

Page 1 / 1

Circuit	Orritor	Signed	 Chief Timekeeper	Organising Club	Cookstown & District MCC
Length(miles)	2.1000	Issued At:			
Weather					
Track					

KDM HIRE COOKSTOWN 100

SUPERTWIN

Orritor 2.100 miles

R17: Drew Stewart Auto Repairs Supertwin B

26/04/2014 17:10

Race (6 Laps)

RACE 17 - SUPERTWIN B

3

77
A

142
B

1
C

2

211
A

53
B

99
C

1


115
A

168
B

POLE POSITION A

B

C



KDM HIRE COOKSTOWN 100

SUPERTWIN

Orritor 2.100 miles

R18: Hayes Fuels Supertwin A

26/04/2014 17:35

Race (7 Laps)

RACE 18 - SUPERTWIN A

11	47 A	151 B	
10	40 A	69 B	42 C
9	103 A	10 B	73 C
8			
7	59 A	62 B	
6	7 A	28 B	84 C
5	41 A	4 B	71 C
4			
3	57 A		
2	72 A	96 B	23 C
1	3 A	44 B	52 C

POLE POSITION A

C

B

A



KDM HIRE COOKSTOWN 100

SUPERTWIN

Race 17 - Drew Stewart Auto Repairs Supertwin B


Saturday, 26 April 2014



Pos	Class	No	Name	Machine / Sponsor	Gp	Laps	Total Time	Behind	Speed	-----Best Lap-----		On
										Time	Speed	
Race Classification												
1	STWN	73	Derek COSTELLO	Kawasaki 650	a	6	10:03.084		75.213	1:37.740	77.348	2
2	STWN	77	Mark SHIELS	Kawasaki 650	a	6	10:03.532	0.448	75.158	1:37.975	77.163	5
3	STWN	168	Noel MURPHY	Suzuki 650 - Smurf Racing	a	6	10:08.590	5.506	74.533	1:39.844	75.718	5
4	STWN	115	Damian HORAN	Suzuki 650 - Farren & Grogan	a	6	10:09.172	6.088	74.462	1:39.351	76.094	4
5	STWN	99	Paul FALLON	Suzuki 650	a	6	10:40.615	37.531	70.807	1:44.363	72.439	2
6	STWN	211	Tim STEPHENSON	Suzuki 650 - KSS	a	6	10:41.047	37.963	70.759	1:44.019	72.679	2
7	STWN	53	Veronica HANKOCY	Kawasaki 650 - R T & E Racing	a	6	10:41.552	38.468	70.704	1:43.993	72.697	2
8	STWN	142	Stuart RAYNER	Suzuki 650	a	6	11:30.404	1:27.320	65.701	1:52.744	67.055	2
Fastest Lap												
	STWN	73	Derek COSTELLO	Kawasaki 650	a					1:37.740	77.348	2
Not Classified												
DNF	STWN	1	Mark HANNA	Kawasaki 650	a	1	1:43.431	5 Laps	73.092	1:43.431	73.092	1

Provisional result to be confirmed by the Stewards of the Meeting subject to completion of technical inspections & the time limit for protests

Page 1 / 1

Circuit	Orritor	Signed		Organising Club	Cookstown & District MCC
Length(miles)	2.1000		Chief Timekeeper	Race Started	17:15
Weather	Cloudy	Issued At:	17:27		
Track	Dry				

KDM HIRE COOKSTOWN 100

SUPERTWIN

Race 17 - Drew Stewart Auto Repairs Supertwin B

Saturday, 26 April 2014

DETAILED RESULT



Race Classification

1 73 Derek COSTELLO

Total Time **10:03.084** Avg Speed **75.213** Behind
Best Time **1:37.740** Best Speed **77.348** On **2** Gp **a**

Lap	Elapsed Time	Lap Time	Lap Speed
1	1:46.478	1:46.478	71.001
2	3:24.218	1:37.740	77.348
3	5:03.849	1:39.631	75.880
4	6:45.225	1:41.376	74.574
5	8:24.415	1:39.190	76.217
6	10:03.084	1:38.669	76.620

2 77 Mark SHIELS

Total Time **10:03.532** Avg Speed **75.158** Behind **0.448**
Best Time **1:37.975** Best Speed **77.163** On **5** Gp **a**

Lap	Elapsed Time	Lap Time	Lap Speed
1	1:50.615	1:50.615	68.345
2	3:28.985	1:38.370	76.853
3	5:08.498	1:39.513	75.970
4	6:47.034	1:38.536	76.723
5	8:25.009	1:37.975	77.163
6	10:03.532	1:38.523	76.733

3 168 Noel MURPHY

Total Time **10:08.590** Avg Speed **74.533** Behind **5.506**
Best Time **1:39.844** Best Speed **75.718** On **5** Gp **a**

Lap	Elapsed Time	Lap Time	Lap Speed
1	1:46.042	1:46.042	71.293
2	3:27.392	1:41.350	74.593
3	5:08.162	1:40.770	75.022
4	6:48.755	1:40.593	75.154
5	8:28.599	1:39.844	75.718
6	10:08.590	1:39.991	75.607

4 115 Damian HORAN

Total Time **10:09.172** Avg Speed **74.462** Behind **6.088**
Best Time **1:39.351** Best Speed **76.094** On **4** Gp **a**

Lap	Elapsed Time	Lap Time	Lap Speed
1	1:50.086	1:50.086	68.674
2	3:30.424	1:40.338	75.345
3	5:10.103	1:39.679	75.843
4	6:49.454	1:39.351	76.094
5	8:28.852	1:39.398	76.058
6	10:09.172	1:40.320	75.359

Race Classification

5 99 Paul FALLON

Total Time **10:40.615** Avg Speed **70.807** Behind **37.531**
Best Time **1:44.363** Best Speed **72.439** On **2** Gp **a**

Lap	Elapsed Time	Lap Time	Lap Speed
1	1:49.868	1:49.868	68.810
2	3:34.231	1:44.363	72.439
3	5:21.104	1:46.873	70.738
4	7:07.474	1:46.370	71.073
5	8:54.339	1:46.865	70.743
6	10:40.615	1:46.276	71.136

6 211 Tim STEPHENSON

Total Time **10:41.047** Avg Speed **70.759** Behind **37.963**
Best Time **1:44.019** Best Speed **72.679** On **2** Gp **a**

Lap	Elapsed Time	Lap Time	Lap Speed
1	1:50.950	1:50.950	68.139
2	3:34.969	1:44.019	72.679
3	5:20.690	1:45.721	71.509
4	7:08.186	1:47.496	70.328
5	8:54.733	1:46.547	70.955
6	10:41.047	1:46.314	71.110

7 53 Veronica HANKOCY

Total Time **10:41.552** Avg Speed **70.704** Behind **38.468**
Best Time **1:43.993** Best Speed **72.697** On **2** Gp **a**

Lap	Elapsed Time	Lap Time	Lap Speed
1	1:51.555	1:51.555	67.769
2	3:35.548	1:43.993	72.697
3	5:21.556	1:46.008	71.315
4	7:08.652	1:47.096	70.591
5	8:55.177	1:46.525	70.969
6	10:41.552	1:46.375	71.069

8 142 Stuart RAYNER

Total Time **11:30.404** Avg Speed **65.701** Behind **1:27.320**
Best Time **1:52.744** Best Speed **67.055** On **2** Gp **a**

Lap	Elapsed Time	Lap Time	Lap Speed
1	1:55.834	1:55.834	65.266
2	3:48.578	1:52.744	67.055
3	5:42.294	1:53.716	66.481
4	7:40.767	1:58.473	63.812
5	9:36.205	1:55.438	65.490
6	11:30.404	1:54.199	66.200

Not Classified


KDM HIRE COOKSTOWN 100

SUPERTWIN

Race 17 - Drew Stewart Auto Repairs Supertwin B

Saturday, 26 April 2014

DETAILED RESULT



Not Classified

DNF 1 Mark HANNA

Total Time 1:43.431 Avg Speed 73.092 Behind 5 Laps

Best Time 1:43.431 Best Speed 73.092 On 1 Gp a


Lap	Elapsed Time	Lap Time	Lap Speed
1	1:43.431	1:43.431	73.092

KDM HIRE COOKSTOWN 100

SUPERTWIN

Race 17 - Drew Stewart Auto Repairs Supertwin B

LAP CHART

**1**

No	Name	G	Elapsed Time	Lap Time
1	Mark HANNA	a	1:43.431	1:43.431
168	Noel MURPHY	a	1:46.042	1:46.042
73	Derek COSTELLO	a	1:46.478	1:46.478
99	Paul FALLON	a	1:49.868	1:49.868
115	Damian HORAN	a	1:50.086	1:50.086
77	Mark SHIELS	a	1:50.615	1:50.615
211	Tim STEPHENSON	a	1:50.950	1:50.950
53	Veronica HANKOCY	a	1:51.555	1:51.555
142	Stuart RAYNER	a	1:55.834	1:55.834

2

No	Name	G	Elapsed Time	Lap Time
73	Derek COSTELLO	a	3:24.218	1:37.740
168	Noel MURPHY	a	3:27.392	1:41.350
77	Mark SHIELS	a	3:28.985	1:38.370
115	Damian HORAN	a	3:30.424	1:40.338
99	Paul FALLON	a	3:34.231	1:44.363
211	Tim STEPHENSON	a	3:34.969	1:44.019
53	Veronica HANKOCY	a	3:35.548	1:43.993
142	Stuart RAYNER	a	3:48.578	1:52.744

3

No	Name	G	Elapsed Time	Lap Time
73	Derek COSTELLO	a	5:03.849	1:39.631
168	Noel MURPHY	a	5:08.162	1:40.770
77	Mark SHIELS	a	5:08.498	1:39.513
115	Damian HORAN	a	5:10.103	1:39.679
211	Tim STEPHENSON	a	5:20.690	1:45.721
99	Paul FALLON	a	5:21.104	1:46.873
53	Veronica HANKOCY	a	5:21.556	1:46.008
142	Stuart RAYNER	a	5:42.294	1:53.716

4

No	Name	G	Elapsed Time	Lap Time
73	Derek COSTELLO	a	6:45.225	1:41.376
77	Mark SHIELS	a	6:47.034	1:38.536
168	Noel MURPHY	a	6:48.755	1:40.593
115	Damian HORAN	a	6:49.454	1:39.351
99	Paul FALLON	a	7:07.474	1:46.370
211	Tim STEPHENSON	a	7:08.186	1:47.496
53	Veronica HANKOCY	a	7:08.652	1:47.096
142	Stuart RAYNER	a	7:40.767	1:58.473

5

No	Name	G	Elapsed Time	Lap Time
73	Derek COSTELLO	a	8:24.415	1:39.190
77	Mark SHIELS	a	8:25.009	1:37.975
168	Noel MURPHY	a	8:28.599	1:39.844
115	Damian HORAN	a	8:28.852	1:39.398
99	Paul FALLON	a	8:54.339	1:46.865
211	Tim STEPHENSON	a	8:54.733	1:46.547
53	Veronica HANKOCY	a	8:55.177	1:46.525
142	Stuart RAYNER	a	9:36.205	1:55.438

6

No	Name	G	Elapsed Time	Lap Time
73	Derek COSTELLO	a	10:03.084	1:38.669
77	Mark SHIELS	a	10:03.532	1:38.523
168	Noel MURPHY	a	10:08.590	1:39.991
115	Damian HORAN	a	10:09.172	1:40.320
99	Paul FALLON	a	10:40.615	1:46.276
211	Tim STEPHENSON	a	10:41.047	1:46.314
53	Veronica HANKOCY	a	10:41.552	1:46.375
142	Stuart RAYNER	a	11:30.404	1:54.199

KDM HIRE COOKSTOWN 100

SUPERTWIN

Race 18 - Hayes Fuels Supertwin A

Saturday, 26 April 2014



Pos	Class	No	Name	Machine / Sponsor	Gp	Laps	Total Time	Behind	Speed	-----Best Lap-----		
										Time	Speed	On
Race Classification												
1	STWN	3	Michael DUNLOP	Kawasaki 650 - MD Racing	a	7	10:45.412		81.994	1:31.058	83.024	6
2	STWN	52	James COWTON	Kawasaki 650 - Kendo Racing	a	7	10:46.395	0.983	81.869	1:30.919	83.151	7
3	STWN	44	Jamie HAMILTON	Kawasaki 650 - VRS Racing	a	7	10:48.319	2.907	81.626	1:30.813	83.248	6
4	STWN	72	Connor BEHAN	Kawasaki 650 - KMR / SGS International	a	7	10:55.688	10.276	80.709	1:32.238	81.962	5
5	STWN	23	Michal DOKOUPIL	Kawasaki 650 - R T & E Racing	a	7	10:57.162	11.750	80.528	1:31.503	82.620	6
6	STWN	65	Michael SWEENEY	Kawasaki 650 - Kiely Heating Racing	c	7	10:59.495	14.083	80.243	1:32.651	81.597	6
7	STWN	96	Andy FARRELL	Kawasaki 650 - Full Factory - winnerswear	a	7	10:59.987	14.575	80.183	1:32.538	81.696	6
8	STWN	71	Davy MORGAN	Kawasaki 650 - CMS	b	7	11:06.796	21.384	79.365	1:33.573	80.793	3
9	STWN	41	Ben REA	Kawasaki 650	b	7	11:13.953	28.541	78.522	1:34.878	79.681	5
10	STWN	57	Ian MORRELL	Suzuki 650 - Gordy Hogg	a	7	11:19.184	33.772	77.917	1:35.330	79.303	2
11	STWN	84	Maria COSTELLO	Kawasaki 650 - Hol-Taj	b	7	11:19.317	33.905	77.902	1:35.145	79.458	5
12	STWN	7	Gareth KEYS	Kawasaki 650 - DNI3 Racing	b	7	11:23.239	37.827	77.455	1:35.515	79.150	5
13	STWN	10	Andy LAWSON	Kawasaki 650	c	7	11:30.075	44.663	76.687	1:36.720	78.164	6
14	STWN	62	Sean CONNOLLY	Suzuki 650 - SKN Racing	b	7	11:39.340	53.928	75.671	1:37.615	77.447	7
15	STWN	28	Paul GARTLAND	Kawasaki 650 - Hotties	b	7	11:45.153	59.741	75.048	1:35.852	78.872	6
16	STWN	59	Anthony AMBLER	Suzuki 650 - Chris Ambler Race Fab	b	7	11:45.655	1:00.243	74.994	1:38.987	76.374	6
17	STWN	42	Brian LOUGHLIN	Suzuki 650	c	7	11:53.214	1:07.802	74.199	1:40.297	75.376	5
18	STWN	69	Ronnie SCOTT	Kawasaki 650	c	7	11:53.454	1:08.042	74.174	1:40.072	75.546	2
19	STWN	40	Wayne HALL	Suzuki 650 - Gas Safety Systems	c	7	12:03.110	1:17.698	73.184	1:40.760	75.030	6
20	STWN	151	Phillip DRENNAN	Suzuki 650	c	6	10:22.806	1 Lap	72.832	1:41.466	74.508	6

Fastest Lap


STWN	44	Jamie HAMILTON	Kawasaki 650 - VRS Racing	a						1:30.813	83.248	6
------	----	----------------	---------------------------	---	--	--	--	--	--	----------	--------	---

Not Classified

DNF	STWN	4	Dan KNEEN	Kawasaki 650 - Cookstown BE Racing	b	6	9:43.643	1 Lap	77.719	1:34.734	79.802	5
DNF	STWN	47	Davie BLACK	Suzuki 650 - John Hunter Racing	c	2	3:45.186	5 Laps	67.144	1:52.439	67.236	2

Provisional result to be confirmed by the Stewards of the Meeting subject to completion of technical inspections & the time limit for protests

Page 1 / 1

Circuit	Orritor	Signed	 Chief Timekeeper	Organising Club	Cookstown & District MCC
Length(miles)	2.1000	Issued At:	17:50	Race Started	17:35
Weather	Sunny	Gp Time Diff - b 11.21 / c 23.42			
Track	Dry				


KDM HIRE COOKSTOWN 100

SUPERTWIN

Race 18 - Hayes Fuels Supertwin A

Saturday, 26 April 2014

DETAILED RESULT



Race Classification

1 3 Michael DUNLOP

Total Time **10:45.412** Avg Speed **81.994** Behind
Best Time **1:31.058** Best Speed **83.024** On **6** Gp **a**

Lap	Elapsed Time	Lap Time	Lap Speed
1	1:35.934	1:35.934	78.804
2	3:07.150	1:31.216	82.880
3	4:38.996	1:31.846	82.312
4	6:11.289	1:32.293	81.913
5	7:42.715	1:31.426	82.690
6	9:13.773	1:31.058	83.024
7	10:45.412	1:31.639	82.498

2 52 James COWTON

Total Time **10:46.395** Avg Speed **81.869** Behind **0.983**
Best Time **1:30.919** Best Speed **83.151** On **7** Gp **a**

Lap	Elapsed Time	Lap Time	Lap Speed
1	1:38.848	1:38.848	76.481
2	3:10.550	1:31.702	82.441
3	4:42.223	1:31.673	82.467
4	6:13.352	1:31.129	82.959
5	7:44.433	1:31.081	83.003
6	9:15.476	1:31.043	83.038
7	10:46.395	1:30.919	83.151

3 44 Jamie HAMILTON

Total Time **10:48.319** Avg Speed **81.626** Behind **2.907**
Best Time **1:30.813** Best Speed **83.248** On **6** Gp **a**

Lap	Elapsed Time	Lap Time	Lap Speed
1	1:38.623	1:38.623	76.656
2	3:11.880	1:33.257	81.066
3	4:43.955	1:32.075	82.107
4	6:15.277	1:31.322	82.784
5	7:46.171	1:30.894	83.174
6	9:16.984	1:30.813	83.248
7	10:48.319	1:31.335	82.772

4 72 Connor BEHAN

Total Time **10:55.688** Avg Speed **80.709** Behind **10.276**
Best Time **1:32.238** Best Speed **81.962** On **5** Gp **a**

Lap	Elapsed Time	Lap Time	Lap Speed
1	1:38.548	1:38.548	76.714
2	3:11.810	1:33.262	81.062
3	4:44.811	1:33.001	81.289
4	6:17.078	1:32.267	81.936
5	7:49.316	1:32.238	81.962
6	9:22.006	1:32.690	81.562
7	10:55.688	1:33.682	80.699

Race Classification

5 23 Michal DOKOUPIL

Total Time **10:57.162** Avg Speed **80.528** Behind **11.750**
Best Time **1:31.503** Best Speed **82.620** On **6** Gp **a**

Lap	Elapsed Time	Lap Time	Lap Speed
1	1:40.709	1:40.709	75.068
2	3:14.680	1:33.971	80.450
3	4:46.839	1:32.159	82.032
4	6:20.757	1:33.918	80.496
5	7:52.713	1:31.956	82.213
6	9:24.216	1:31.503	82.620
7	10:57.162	1:32.946	81.338

6 65 Michael SWEENEY

Total Time **10:59.495** Avg Speed **80.243** Behind **14.083**
Best Time **1:32.651** Best Speed **81.597** On **6** Gp **c**

Lap	Elapsed Time	Lap Time	Lap Speed
1	1:38.712	1:38.712	76.586
2	3:12.781	1:34.069	80.367
3	4:45.842	1:33.061	81.237
4	6:20.508	1:34.666	79.860
5	7:53.907	1:33.399	80.943
6	9:26.558	1:32.651	81.597
7	10:59.495	1:32.937	81.345

7 96 Andy FARRELL

Total Time **10:59.987** Avg Speed **80.183** Behind **14.575**
Best Time **1:32.538** Best Speed **81.696** On **6** Gp **a**

Lap	Elapsed Time	Lap Time	Lap Speed
1	1:39.177	1:39.177	76.227
2	3:13.213	1:34.036	80.395
3	4:46.134	1:32.921	81.359
4	6:20.641	1:34.507	79.994
5	7:53.670	1:33.029	81.265
6	9:26.208	1:32.538	81.696
7	10:59.987	1:33.779	80.615

8 71 Davy MORGAN

Total Time **11:06.796** Avg Speed **79.365** Behind **21.384**
Best Time **1:33.573** Best Speed **80.793** On **3** Gp **b**

Lap	Elapsed Time	Lap Time	Lap Speed
1	1:42.008	1:42.008	74.112
2	3:16.738	1:34.730	79.806
3	4:50.311	1:33.573	80.793
4	6:24.287	1:33.976	80.446
5	7:58.476	1:34.189	80.264
6	9:32.275	1:33.799	80.598
7	11:06.796	1:34.521	79.982


KDM HIRE COOKSTOWN 100

SUPERTWIN

Race 18 - Hayes Fuels Supertwin A

Saturday, 26 April 2014

DETAILED RESULT



Race Classification

9 41 Ben REA

Total Time **11:13.953** Avg Speed **78.522** Behind **28.541**
Best Time **1:34.878** Best Speed **79.681** On **5** Gp **b**

Lap	Elapsed Time	Lap Time	Lap Speed
1	1:41.892	1:41.892	74.196
2	3:17.848	1:35.956	78.786
3	4:52.785	1:34.937	79.632
4	6:28.235	1:35.450	79.204
5	8:03.113	1:34.878	79.681
6	9:38.582	1:35.469	79.188
7	11:13.953	1:35.371	79.269

Race Classification

13 10 Andy LAWSON

Total Time **11:30.075** Avg Speed **76.687** Behind **44.663**
Best Time **1:36.720** Best Speed **78.164** On **6** Gp **c**

Lap	Elapsed Time	Lap Time	Lap Speed
1	1:44.323	1:44.323	72.467
2	3:23.035	1:38.712	76.586
3	5:00.803	1:37.768	77.326
4	6:38.460	1:37.657	77.414
5	8:15.995	1:37.535	77.511
6	9:52.715	1:36.720	78.164
7	11:30.075	1:37.360	77.650

10 57 Ian MORRELL

Total Time **11:19.184** Avg Speed **77.917** Behind **33.772**
Best Time **1:35.330** Best Speed **79.303** On **2** Gp **a**

Lap	Elapsed Time	Lap Time	Lap Speed
1	1:40.558	1:40.558	75.180
2	3:15.888	1:35.330	79.303
3	4:51.969	1:36.081	78.684
4	6:28.685	1:36.716	78.167
5	8:05.451	1:36.766	78.127
6	9:41.909	1:36.458	78.376
7	11:19.184	1:37.275	77.718

14 62 Sean CONNOLLY

Total Time **11:39.340** Avg Speed **75.671** Behind **53.928**
Best Time **1:37.615** Best Speed **77.447** On **7** Gp **b**

Lap	Elapsed Time	Lap Time	Lap Speed
1	1:45.600	1:45.600	71.591
2	3:25.804	1:40.204	75.446
3	5:05.161	1:39.357	76.089
4	6:44.659	1:39.498	75.981
5	8:24.043	1:39.384	76.069
6	10:01.725	1:37.682	77.394
7	11:39.340	1:37.615	77.447

11 84 Maria COSTELLO

Total Time **11:19.317** Avg Speed **77.902** Behind **33.905**
Best Time **1:35.145** Best Speed **79.458** On **5** Gp **b**

Lap	Elapsed Time	Lap Time	Lap Speed
1	1:43.272	1:43.272	73.205
2	3:20.109	1:36.837	78.069
3	4:56.397	1:36.288	78.514
4	6:33.338	1:36.941	77.986
5	8:08.483	1:35.145	79.458
6	9:43.913	1:35.430	79.220
7	11:19.317	1:35.404	79.242

15 28 Paul GARTLAND

Total Time **11:45.153** Avg Speed **75.048** Behind **59.741**
Best Time **1:35.852** Best Speed **78.872** On **6** Gp **b**

Lap	Elapsed Time	Lap Time	Lap Speed
1	1:43.552	1:43.552	73.007
2	3:19.460	1:35.908	78.826
3	4:55.763	1:36.303	78.502
4	6:55.780	2:00.017	62.991
5	8:32.064	1:36.284	78.518
6	10:07.916	1:35.852	78.872
7	11:45.153	1:37.237	77.748

12 7 Gareth KEYS

Total Time **11:23.239** Avg Speed **77.455** Behind **37.827**
Best Time **1:35.515** Best Speed **79.150** On **5** Gp **b**

Lap	Elapsed Time	Lap Time	Lap Speed
1	1:43.729	1:43.729	72.882
2	3:20.429	1:36.700	78.180
3	4:56.645	1:36.216	78.573
4	6:33.636	1:36.991	77.945
5	8:09.151	1:35.515	79.150
6	9:45.744	1:36.593	78.267
7	11:23.239	1:37.495	77.542

16 59 Anthony AMBLER

Total Time **11:45.655** Avg Speed **74.994** Behind **1:00.243**
Best Time **1:38.987** Best Speed **76.374** On **6** Gp **b**

Lap	Elapsed Time	Lap Time	Lap Speed
1	1:46.943	1:46.943	70.692
2	3:26.615	1:39.672	75.849
3	5:06.625	1:40.010	75.592
4	6:46.206	1:39.581	75.918
5	8:25.531	1:39.325	76.114
6	10:04.518	1:38.987	76.374
7	11:45.655	1:41.137	74.750



MCUI Ulster
Centre Timing
powered by
e-Laps timing software

www.elaps-timing.com



KDM HIRE COOKSTOWN 100

SUPERTWIN

Race 18 - Hayes Fuels Supertwin A

Saturday, 26 April 2014

DETAILED RESULT



Race Classification

17 42 Brian LOUGHLIN

Total Time **11:53.214** Avg Speed **74.199** Behind **1:07.802**
Best Time **1:40.297** Best Speed **75.376** On **5** Gp **c**

Lap	Elapsed Time	Lap Time	Lap Speed
1	1:48.522	1:48.522	69.663
2	3:28.886	1:40.364	75.326
3	5:09.849	1:40.963	74.879
4	6:51.541	1:41.692	74.342
5	8:31.838	1:40.297	75.376
6	10:12.353	1:40.515	75.213
7	11:53.214	1:40.861	74.955

18 69 Ronnie SCOTT

Total Time **11:53.454** Avg Speed **74.174** Behind **1:08.042**
Best Time **1:40.072** Best Speed **75.546** On **2** Gp **c**

Lap	Elapsed Time	Lap Time	Lap Speed
1	1:47.988	1:47.988	70.008
2	3:28.060	1:40.072	75.546
3	5:09.248	1:41.188	74.712
4	6:51.261	1:42.013	74.108
5	8:32.567	1:41.306	74.625
6	10:13.081	1:40.514	75.213
7	11:53.454	1:40.373	75.319

19 40 Wayne HALL

Total Time **12:03.110** Avg Speed **73.184** Behind **1:17.698**
Best Time **1:40.760** Best Speed **75.030** On **6** Gp **c**

Lap	Elapsed Time	Lap Time	Lap Speed
1	1:50.438	1:50.438	68.455
2	3:32.881	1:42.443	73.797
3	5:16.202	1:43.321	73.170
4	6:59.034	1:42.832	73.518
5	8:40.674	1:41.640	74.380
6	10:21.434	1:40.760	75.030
7	12:03.110	1:41.676	74.354

20 151 Phillip DRENNAN

Total Time **10:22.806** Avg Speed **72.832** Behind **1 Lap**
Best Time **1:41.466** Best Speed **74.508** On **6** Gp **c**

Lap	Elapsed Time	Lap Time	Lap Speed
1	1:50.812	1:50.812	68.224
2	3:34.028	1:43.216	73.244
3	5:17.109	1:43.081	73.340
4	6:59.564	1:42.455	73.788
5	8:41.340	1:41.776	74.281
6	10:22.806	1:41.466	74.508

Not Classified

DNF 4 Dan KNEEN

Total Time **9:43.643** Avg Speed **77.719** Behind **1 Lap**
Best Time **1:34.734** Best Speed **79.802** On **5** Gp **b**

Lap	Elapsed Time	Lap Time	Lap Speed
1	1:42.903	1:42.903	73.467
2	3:18.689	1:35.786	78.926
3	4:55.324	1:36.635	78.233
4	6:32.506	1:37.182	77.792
5	8:07.240	1:34.734	79.802
6	9:43.643	1:36.403	78.421

DNF 47 Davie BLACK

Total Time **3:45.186** Avg Speed **67.144** Behind **5 Laps**
Best Time **1:52.439** Best Speed **67.236** On **2** Gp **c**

Lap	Elapsed Time	Lap Time	Lap Speed
1	1:52.747	1:52.747	67.053
2	3:45.186	1:52.439	67.236


Not Classified

KDM HIRE COOKSTOWN 100

SUPERTWIN

Race 18 - Hayes Fuels Supertwin A

LAP CHART



1					3					5				
No	Name	G	Elapsed Time	Lap Time	No	Name	G	Elapsed Time	Lap Time	No	Name	G	Elapsed Time	Lap Time
3	Michael DUNLOP	a	1:35.934	1:35.934	3	Michael DUNLOP	a	4:38.996	1:31.846	3	Michael DUNLOP	a	7:42.715	1:31.426
72	Connor BEHAN	a	1:38.548	1:38.548	52	James COWTON	a	4:42.223	1:31.673	52	James COWTON	a	7:44.433	1:31.081
44	Jamie HAMILTON	a	1:38.623	1:38.623	44	Jamie HAMILTON	a	4:43.955	1:32.075	44	Jamie HAMILTON	a	7:46.171	1:30.894
65	Michael SWEENEY	c	1:38.712	1:38.712	72	Connor BEHAN	a	4:44.811	1:33.001	72	Connor BEHAN	a	7:49.316	1:32.238
52	James COWTON	a	1:38.848	1:38.848	65	Michael SWEENEY	c	4:45.842	1:33.061	23	Michal DOKOUPIL	a	7:52.713	1:31.956
96	Andy FARRELL	a	1:39.177	1:39.177	96	Andy FARRELL	a	4:46.134	1:32.921	96	Andy FARRELL	a	7:53.670	1:33.029
57	Ian MORRELL	a	1:40.558	1:40.558	23	Michal DOKOUPIL	a	4:46.839	1:32.159	65	Michael SWEENEY	c	7:53.907	1:33.399
23	Michal DOKOUPIL	a	1:40.709	1:40.709	71	Davy MORGAN	b	4:50.311	1:33.573	71	Davy MORGAN	b	7:58.476	1:34.189
41	Ben REA	b	1:41.892	1:41.892	57	Ian MORRELL	a	4:51.969	1:36.081	41	Ben REA	b	8:03.113	1:34.878
71	Davy MORGAN	b	1:42.008	1:42.008	41	Ben REA	b	4:52.785	1:34.937	57	Ian MORRELL	a	8:05.451	1:36.766
4	Dan KNEEN	b	1:42.903	1:42.903	4	Dan KNEEN	b	4:55.324	1:36.635	4	Dan KNEEN	b	8:07.240	1:34.734
84	Maria COSTELLO	b	1:43.272	1:43.272	28	Paul GARTLAND	b	4:55.763	1:36.303	84	Maria COSTELLO	b	8:08.483	1:35.145
28	Paul GARTLAND	b	1:43.552	1:43.552	84	Maria COSTELLO	b	4:56.397	1:36.288	7	Gareth KEYS	b	8:09.151	1:35.515
7	Gareth KEYS	b	1:43.729	1:43.729	7	Gareth KEYS	b	4:56.645	1:36.216	10	Andy LAWSON	c	8:15.995	1:37.535
10	Andy LAWSON	c	1:44.323	1:44.323	10	Andy LAWSON	c	5:00.803	1:37.768	62	Sean CONNOLLY	b	8:24.043	1:39.384
62	Sean CONNOLLY	b	1:45.600	1:45.600	62	Sean CONNOLLY	b	5:05.161	1:39.357	59	Anthony AMBLER	b	8:25.531	1:39.325
59	Anthony AMBLER	b	1:46.943	1:46.943	59	Anthony AMBLER	b	5:06.625	1:40.010	42	Brian LOUGHLIN	c	8:31.838	1:40.297
69	Ronnie SCOTT	c	1:47.988	1:47.988	69	Ronnie SCOTT	c	5:09.248	1:41.188	28	Paul GARTLAND	b	8:32.064	1:36.284
42	Brian LOUGHLIN	c	1:48.522	1:48.522	42	Brian LOUGHLIN	c	5:09.849	1:40.963	69	Ronnie SCOTT	c	8:32.567	1:41.306
40	Wayne HALL	c	1:50.438	1:50.438	40	Wayne HALL	c	5:16.202	1:43.321	40	Wayne HALL	c	8:40.674	1:41.640
151	Phillip DRENNAN	c	1:50.812	1:50.812	151	Phillip DRENNAN	c	5:17.109	1:43.081	151	Phillip DRENNAN	c	8:41.340	1:41.776
47	Davie BLACK	c	1:52.747	1:52.747										


2					4					6				
No	Name	G	Elapsed Time	Lap Time	No	Name	G	Elapsed Time	Lap Time	No	Name	G	Elapsed Time	Lap Time
3	Michael DUNLOP	a	3:07.150	1:31.216	3	Michael DUNLOP	a	6:11.289	1:32.293	3	Michael DUNLOP	a	9:13.773	1:31.058
52	James COWTON	a	3:10.550	1:31.702	52	James COWTON	a	6:13.352	1:31.129	52	James COWTON	a	9:15.476	1:31.043
72	Connor BEHAN	a	3:11.810	1:33.262	44	Jamie HAMILTON	a	6:15.277	1:31.322	44	Jamie HAMILTON	a	9:16.984	1:30.813
44	Jamie HAMILTON	a	3:11.880	1:33.257	72	Connor BEHAN	a	6:17.078	1:32.267	72	Connor BEHAN	a	9:22.006	1:32.690
65	Michael SWEENEY	c	3:12.781	1:34.069	65	Michael SWEENEY	c	6:20.508	1:34.666	23	Michal DOKOUPIL	a	9:24.216	1:31.503
96	Andy FARRELL	a	3:13.213	1:34.036	96	Andy FARRELL	a	6:20.641	1:34.507	96	Andy FARRELL	a	9:26.208	1:32.538
23	Michal DOKOUPIL	a	3:14.680	1:33.971	23	Michal DOKOUPIL	a	6:20.757	1:33.918	65	Michael SWEENEY	c	9:26.558	1:32.651
57	Ian MORRELL	a	3:15.888	1:35.330	71	Davy MORGAN	b	6:24.287	1:33.976	71	Davy MORGAN	b	9:32.275	1:33.799
71	Davy MORGAN	b	3:16.738	1:34.730	41	Ben REA	b	6:28.235	1:35.450	41	Ben REA	b	9:38.582	1:35.469
41	Ben REA	b	3:17.848	1:35.956	57	Ian MORRELL	a	6:28.685	1:36.716	57	Ian MORRELL	a	9:41.909	1:36.458
4	Dan KNEEN	b	3:18.689	1:35.786	4	Dan KNEEN	b	6:32.506	1:37.182	4	Dan KNEEN	b	9:43.643	1:36.403
28	Paul GARTLAND	b	3:19.460	1:35.908	84	Maria COSTELLO	b	6:33.338	1:36.941	84	Maria COSTELLO	b	9:43.913	1:35.430
84	Maria COSTELLO	b	3:20.109	1:36.837	7	Gareth KEYS	b	6:33.636	1:36.991	7	Gareth KEYS	b	9:45.744	1:36.593
7	Gareth KEYS	b	3:20.429	1:36.700	10	Andy LAWSON	c	6:38.460	1:37.657	10	Andy LAWSON	c	9:52.715	1:36.720
10	Andy LAWSON	c	3:23.035	1:38.712	62	Sean CONNOLLY	b	6:44.659	1:39.498	62	Sean CONNOLLY	b	10:01.725	1:37.682
62	Sean CONNOLLY	b	3:25.804	1:40.204	59	Anthony AMBLER	b	6:46.206	1:39.581	59	Anthony AMBLER	b	10:04.518	1:38.987
59	Anthony AMBLER	b	3:26.615	1:39.672	69	Ronnie SCOTT	c	6:51.261	1:42.013	28	Paul GARTLAND	b	10:07.916	1:35.852
69	Ronnie SCOTT	c	3:28.060	1:40.072	42	Brian LOUGHLIN	c	6:51.541	1:41.692	42	Brian LOUGHLIN	c	10:12.353	1:40.515
42	Brian LOUGHLIN	c	3:28.886	1:40.364	28	Paul GARTLAND	b	6:55.780	2:00.017	69	Ronnie SCOTT	c	10:13.081	1:40.514
40	Wayne HALL	c	3:32.881	1:42.443	40	Wayne HALL	c	6:59.034	1:42.832	40	Wayne HALL	c	10:21.434	1:40.760
151	Phillip DRENNAN	c	3:34.028	1:43.216	151	Phillip DRENNAN	c	6:59.564	1:42.455	151	Phillip DRENNAN	c	10:22.806	1:41.466
47	Davie BLACK	c	3:45.186	1:52.439										

KDM HIRE COOKSTOWN 100

SUPERTWIN

Race 18 - Hayes Fuels Supertwin A

LAP CHART



7

No	Name	G	Elapsed Time	Lap Time
3	Michael DUNLOP	a	10:45.412	1:31.639
52	James COWTON	a	10:46.395	1:30.919
44	Jamie HAMILTON	a	10:48.319	1:31.335
72	Connor BEHAN	a	10:55.688	1:33.682
23	Michal DOKOUPIL	a	10:57.162	1:32.946
65	Michael SWEENEY	c	10:59.495	1:32.937
96	Andy FARRELL	a	10:59.987	1:33.779
71	Davy MORGAN	b	11:06.796	1:34.521
41	Ben REA	b	11:13.953	1:35.371
57	Ian MORRELL	a	11:19.184	1:37.275
84	Maria COSTELLO	b	11:19.317	1:35.404
7	Gareth KEYS	b	11:23.239	1:37.495
10	Andy LAWSON	c	11:30.075	1:37.360
62	Sean CONNOLLY	b	11:39.340	1:37.615
28	Paul GARTLAND	b	11:45.153	1:37.237
59	Anthony AMBLER	b	11:45.655	1:41.137
42	Brian LOUGHLIN	c	11:53.214	1:40.861
69	Ronnie SCOTT	c	11:53.454	1:40.373
40	Wayne HALL	c	12:03.110	1:41.676

ROAD RACE - IRISH SUPERTWIN

2014

					#1	
Pos	No.	Name	Total	Diff	Gap	R1
1	3	Michael DUNLOP	25	0	0	25
2	52	James COWTON	20	5	5	20
3	44	Jamie HAMILTON	16	9	4	16
4	72	Connor BEHAN	13	12	3	13
5	23	Michal DOKOUPIL	11	14	2	11
6	65	Michael SWEENEY	10	15	1	10
7	96	Andy FARRELL	9	16	1	9
8	71	Davy MORGAN	8	17	1	8
9	41	Ben REA	7	18	1	7
10	57	Ian MORRELL	6	19	1	6
11	84	Maria COSTELLO	5	20	1	5
12	7	Gareth KEYS	4	21	1	4
13	10	Andy LAWSON	3	22	1	3
14	62	Sean CONNOLLY	2	23	1	2
15	28	Paul GARTLAND	1	24	1	1

Event Legend

#1 **25/04/2014** KDM HIRE COOKSTOWN 100

ROAD RACE - ULSTER SUPERTWIN

2014

					#1	
Pos	No.	Name	Total	Diff	Gap	R1
1	3	Michael DUNLOP	25	0	0	25
2	52	James COWTON	20	5	5	20
3	44	Jamie HAMILTON	16	9	4	16
4	72	Connor BEHAN	13	12	3	13
5	23	Michal DOKOUPIL	11	14	2	11
6	65	Michael SWEENEY	10	15	1	10
7	96	Andy FARRELL	9	16	1	9
8	71	Davy MORGAN	8	17	1	8
9	41	Ben REA	7	18	1	7
10	57	Ian MORRELL	6	19	1	6
11	84	Maria COSTELLO	5	20	1	5
12	7	Gareth KEYS	4	21	1	4
13	10	Andy LAWSON	3	22	1	3
14	62	Sean CONNOLLY	2	23	1	2
15	28	Paul GARTLAND	1	24	1	1

Event Legend

#1 25/04/2014 KDM HIRE COOKSTOWN 100