




COOKSTOWN 100

Friday 25th & Saturday 26th April 2014

promoted by Cookstown & District MCC
www.cookstown100.com

THE BRAESIDE BAR & RESTAURANT SUPERSPORT B

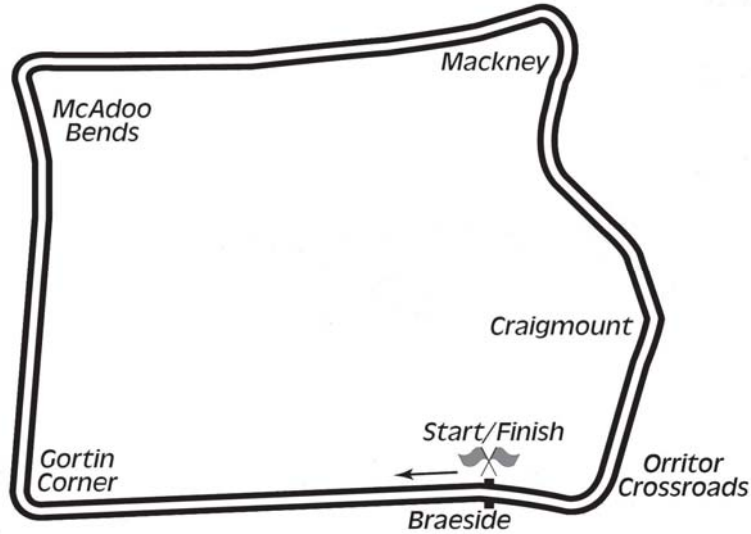


2&4
WHEEL MOTORSPORT
STEERING GROUP LTD.



northernireland
tourist board

Orritor Circuit 2.1 miles



LAP RECORDS

Class	Rider	Machine	m	s	mph	Year
125cc	William Dunlop	Honda	1	34.755	79.785	2010
Moto 3	Barry Davidson	Honda 250	1	39.075	76.306	2012
Moto 450	Ryan Farquhar	Kawasaki	1	35.432	79.219	2012
250cc	William Dunlop	Honda	1	29.658	84.320	2009
Supersport 400	Alastair Haworth	Yamaha	1	35.794	78.919	2013
Supertwin	Ryan Farquhar	Kawasaki 650	1	30.636	83.411	2012
Supersport	Michael Dunlop	Yamaha	1	24.783	89.169	2011
Superbike	Michael Dunlop	Honda	1	22.641	91.480	2013
Senior Support	Gary Robinson	Yamaha 600	1	29.956	84.041	2007
Junior Support	Mark Hanna	Honda 250	1	33.788	80.607	2013
Classic 1000cc	Wattie Brown	Norton 920	1	40.273	75.394	2006
Classic 500cc	Neill McWhirter	Norton	1	41.491	74.489	2010
Classic 350cc	Paul Coward	Honda	1	43.421	73.099	2004
Classic 250cc	Geoff McMullan	Suzuki	1	47.294	70.461	2006

MOST WINS at COOKSTOWN 100

Ryan Farquhar	26	1996 - 12
Ray McCullough	14	1967 - 79
Joey Dunlop	11	1977 - 98
Robert Dunlop	11	1985 - 08
Phillip McCallen	10	1987 - 96
William Dunlop	9	2006 - 13
Courtney Junk	8	1974 - 83
Mervyn Elwood	8	1987 - 97
Noel Hudson	7	1975 - 95
Bill Swallow	7	1987 - 00
Darran Lindsay	7	2000 - 05

ALL TIME IRISH ROAD RACE WINNERS (after Killalane 2013)

Most Wins at All Irish Road Race Meetings

1. Ryan Farquhar	199	1995-12
2. Joey Dunlop	156	1971-00
3. Robert Dunlop	135	1980-08
4. Ray McCullough	109	1960-82
Phillip McCallen	109	1987-99
6. William Dunlop	93	2005-13
7. Michael Dunlop	81	2006-13
8. Brian Reid	78	1980-94
9. Darran Lindsay	74	1999-06
10. James Courtney	66	1992-99

KDM HIRE COOKSTOWN 100

SUPERSPORT

Supersport Group A Qualifying


Friday, 25 April 2014



Pos	Class	No	Name	Machine / Sponsor	----- Best Lap -----				Laps
					Time	Behind	Speed	On	
Qualifying Classification									
1	SSPR	6	William DUNLOP	Suzuki - Tyco Suzuki by TAS Racing	1:28.710		85.222	4	4
2	SSPR	3	Michael DUNLOP	Honda - MD Racing	1:29.662	0.952	84.317	4	4
3	SSPR	36	Michael PEARSON	Kawasaki - NEI Kawasaki by Hotties	1:29.783	1.073	84.203	4	4
4	SSPR	122	Alan BONNER	Yamaha - Das Trans	1:30.738	2.028	83.317	4	4
5	SSPR	33	Mark HANNA	Triumph 675 - Roy Hanna Motors	1:31.382	2.672	82.730	4	4
6	SSPR	4	Dan KNEEN	Honda - Cookstown BE Racing	1:31.776	3.066	82.374	4	4
7	SSPR	26	Dennis BOOTH	Yamaha	1:32.935	4.225	81.347	4	4
8	SSPR	22	Stephen McLVENNA	Yamaha	1:32.991	4.281	81.298	4	4
9	SSPR	31	Shaun ANDERSON	Suzuki - Doons Stores	1:33.590	4.880	80.778	4	4
10	SSPR	21	Paul JORDAN	Honda - Moira MRC	1:33.921	5.211	80.493	2	4
11	SSPR	17	Nuno CAETANO	Kawasaki - KS Team of Portugal	1:34.985	6.275	79.592	4	4
12	SSPR	29	Richard McLOUGHLIN	Yamaha	1:35.209	6.499	79.404	4	4
13	SSPR	35	Mark GOODINGS	Kawasaki - IPG Racing	1:35.328	6.618	79.305	4	4
14	SSPR	13	Neil LYONS	Yamaha - Amigo	1:35.388	6.678	79.255	2	4
15	SSPR	28	Paul GARTLAND	Suzuki - Hotties	1:35.721	7.011	78.980	3	4
16	SSPR	34	Colin STEPHENSON	Yamaha	1:35.906	7.196	78.827	4	4
17	SSPR	38	Derek WILKIE	Triumph 675	1:37.945	9.235	77.186	3	4
18	SSPR	7	Davide ANSALDI	Yamaha - MotoMerchants.com	1:41.763	13.053	74.290	4	4
19	SSPR	14	Rodney LITTLE	Yamaha	1:41.795	13.085	74.267	4	4
20	SSPR	41	Nigel REA	Yamaha	1:43.098	14.388	73.328	4	4

Provisional result to be confirmed by the Stewards of the Meeting subject to completion of technical inspections & the time limit for protests

Page 1 / 1

Circuit	Orritor	Signed		Organising Club	Cookstown & District MCC
Length(miles)	2.1000		Chief Timekeeper	Qualifying Started	15:18
Weather	Bright	Issued At:	15:28		
Track	Dry				

KDM HIRE COOKSTOWN 100

SUPERSPORT

Supersport Group A Qualifying

Friday, 25 April 2014

DETAILED RESULT



Qualifying Classification

Position

1 6 William DUNLOP

Behind

Best Time **1:28.710** Best Speed **85.222** On **4** Gp **a**

Lap	Elapsed Time	Lap Time	Lap Speed
1	2:49.927	2:49.927	44.490
2	4:20.137	1:30.210	83.804
3	5:49.624	1:29.487	84.482
4	7:18.334	1:28.710	85.222

2 3 Michael DUNLOP

Behind **0.952**

Best Time **1:29.662** Best Speed **84.317** On **4** Gp **a**

Lap	Elapsed Time	Lap Time	Lap Speed
1	2:44.434	2:44.434	45.976
2	4:23.599	1:39.165	76.237
3	6:01.906	1:38.307	76.902
4	7:31.568	1:29.662	84.317

3 36 Michael PEARSON

Behind **1.073**

Best Time **1:29.783** Best Speed **84.203** On **4** Gp **a**

Lap	Elapsed Time	Lap Time	Lap Speed
1	2:16.952	2:16.952	55.202
2	3:50.760	1:33.808	80.590
3	5:21.534	1:30.774	83.284
4	6:51.317	1:29.783	84.203

4 122 Alan BONNER

Behind **2.028**

Best Time **1:30.738** Best Speed **83.317** On **4** Gp **a**

Lap	Elapsed Time	Lap Time	Lap Speed
1	1:55.883	1:55.883	65.238
2	3:29.560	1:33.677	80.703
3	5:01.437	1:31.877	82.284
4	6:32.175	1:30.738	83.317

5 33 Mark HANNA

Behind **2.672**

Best Time **1:31.382** Best Speed **82.730** On **4** Gp **a**

Lap	Elapsed Time	Lap Time	Lap Speed
1	2:16.022	2:16.022	55.579
2	3:51.306	1:35.284	79.342
3	5:23.867	1:32.561	81.676
4	6:55.249	1:31.382	82.730

Qualifying Classification

Position

6 4 Dan KNEEN

Behind **3.066**

Best Time **1:31.776** Best Speed **82.374** On **4** Gp **a**

Lap	Elapsed Time	Lap Time	Lap Speed
1	1:41.340	1:41.340	74.600
2	3:14.904	1:33.564	80.800
3	4:52.118	1:37.214	77.767
4	6:23.894	1:31.776	82.374

7 26 Dennis BOOTH

Behind **4.225**

Best Time **1:32.935** Best Speed **81.347** On **4** Gp **a**

Lap	Elapsed Time	Lap Time	Lap Speed
1	1:57.661	1:57.661	64.252
2	3:33.406	1:35.745	78.960
3	5:09.138	1:35.732	78.970
4	6:42.073	1:32.935	81.347

8 22 Stephen McILVENNA

Behind **4.281**

Best Time **1:32.991** Best Speed **81.298** On **4** Gp **a**

Lap	Elapsed Time	Lap Time	Lap Speed
1	1:41.824	1:41.824	74.246
2	3:15.494	1:33.670	80.709
3	4:49.030	1:33.536	80.824
4	6:22.021	1:32.991	81.298

9 31 Shaun ANDERSON

Behind **4.880**

Best Time **1:33.590** Best Speed **80.778** On **4** Gp **a**

Lap	Elapsed Time	Lap Time	Lap Speed
1	2:11.469	2:11.469	57.504
2	3:50.446	1:38.977	76.381
3	5:26.885	1:36.439	78.392
4	7:00.475	1:33.590	80.778

10 21 Paul JORDAN

Behind **5.211**

Best Time **1:33.921** Best Speed **80.493** On **2** Gp **a**

Lap	Elapsed Time	Lap Time	Lap Speed
1	2:06.922	2:06.922	59.564
2	3:40.843	1:33.921	80.493
3	5:38.666	1:57.823	64.164
4	7:12.866	1:34.200	80.255

KDM HIRE COOKSTOWN 100

SUPERSPORT

Supersport Group A Qualifying

Friday, 25 April 2014

DETAILED RESULT



Qualifying Classification

Position

11 17 Nuno CAETANO

Behind 6.275

Best Time 1:34.985 Best Speed 79.592 On 4 Gp a

Lap	Elapsed Time	Lap Time	Lap Speed
1	2:10.122	2:10.122	58.099
2	3:46.826	1:36.704	78.177
3	5:23.303	1:36.477	78.361
4	6:58.288	1:34.985	79.592

12 29 Richard McLOUGHLIN

Behind 6.499

Best Time 1:35.209 Best Speed 79.404 On 4 Gp a

Lap	Elapsed Time	Lap Time	Lap Speed
1	2:08.955	2:08.955	58.625
2	3:50.005	1:41.050	74.814
3	5:27.388	1:37.383	77.632
4	7:02.597	1:35.209	79.404

13 35 Mark GOODINGS

Behind 6.618

Best Time 1:35.328 Best Speed 79.305 On 4 Gp a

Lap	Elapsed Time	Lap Time	Lap Speed
1	2:12.589	2:12.589	57.018
2	3:51.700	1:39.111	76.278
3	5:28.111	1:36.411	78.414
4	7:03.439	1:35.328	79.305

14 13 Neil LYONS

Behind 6.678

Best Time 1:35.388 Best Speed 79.255 On 2 Gp a

Lap	Elapsed Time	Lap Time	Lap Speed
1	1:57.431	1:57.431	64.378
2	3:32.819	1:35.388	79.255
3	5:09.437	1:36.618	78.246
4	6:44.983	1:35.546	79.124

15 28 Paul GARTLAND

Behind 7.011

Best Time 1:35.721 Best Speed 78.980 On 3 Gp a

Lap	Elapsed Time	Lap Time	Lap Speed
1	2:23.464	2:23.464	52.696
2	4:00.548	1:37.084	77.871
3	5:36.269	1:35.721	78.980
4	7:12.586	1:36.317	78.491

Qualifying Classification

Position

16 34 Colin STEPHENSON

Behind 7.196

Best Time 1:35.906 Best Speed 78.827 On 4 Gp a

Lap	Elapsed Time	Lap Time	Lap Speed
1	1:51.271	1:51.271	67.942
2	3:29.352	1:38.081	77.079
3	5:05.460	1:36.108	78.662
4	6:41.366	1:35.906	78.827

17 38 Derek WILKIE

Behind 9.235

Best Time 1:37.945 Best Speed 77.186 On 3 Gp a

Lap	Elapsed Time	Lap Time	Lap Speed
1	1:50.162	1:50.162	68.626
2	3:31.075	1:40.913	74.916
3	5:09.020	1:37.945	77.186
4	6:47.868	1:38.848	76.481

18 7 Davide ANSALDI

Behind 13.053

Best Time 1:41.763 Best Speed 74.290 On 4 Gp a

Lap	Elapsed Time	Lap Time	Lap Speed
1	2:23.117	2:23.117	52.824
2	4:06.770	1:43.653	72.936
3	5:49.522	1:42.752	73.575
4	7:31.285	1:41.763	74.290

19 14 Rodney LITTLE

Behind 13.085

Best Time 1:41.795 Best Speed 74.267 On 4 Gp a

Lap	Elapsed Time	Lap Time	Lap Speed
1	2:22.967	2:22.967	52.879
2	4:06.647	1:43.680	72.917
3	5:49.411	1:42.764	73.567
4	7:31.206	1:41.795	74.267

20 41 Nigel REA

Behind 14.388

Best Time 1:43.098 Best Speed 73.328 On 4 Gp a

Lap	Elapsed Time	Lap Time	Lap Speed
1	2:06.681	2:06.681	59.677
2	3:51.214	1:44.533	72.322
3	5:34.663	1:43.449	73.079
4	7:17.761	1:43.098	73.328

KDM HIRE COOKSTOWN 100

SUPERSPORT

Supersport Group B Qualifying


Friday, 25 April 2014



Pos	Class	No	Name	Machine / Sponsor	----- Best Lap -----			Laps	
					Time	Behind	Speed		
Qualifying Classification									
1	SSPR	86	Derek McGEE	Yamaha	1:28.255		85.661	3	4
2	SSPR	82	Derek SHEILS	Yamaha - CD-IC Racing	1:28.501	0.246	85.423	4	4
3	SSPR	65	Michael SWEENEY	Yamaha - Tracblast	1:29.037	0.782	84.909	2	5
4	SSPR	56	Sam WILSON	Yamaha - NJT Racing	1:29.521	1.266	84.449	3	4
5	SSPR	44	Jamie HAMILTON	Honda - Wilson Craig Racing	1:29.874	1.619	84.118	4	4
6	SSPR	97	Seamus ELLIOTT	Yamaha - D & G W Racing	1:29.901	1.646	84.093	4	4
7	SSPR	96	Andy FARRELL	Kawasaki - Full Factory winnerswear	1:31.143	2.888	82.947	4	4
8	SSPR	73	James KELLY	Yamaha - Lifewest	1:31.378	3.123	82.733	4	4
9	SSPR	72	Connor BEHAN	Kawasaki - KMR / SGS International	1:31.434	3.179	82.683	3	4
10	SSPR	61	John WALSH	Yamaha - OD Racing	1:31.475	3.220	82.646	4	4
11	SSPR	93	Paul CRANSTON	Honda - P & J Fuel Haulage	1:31.508	3.253	82.616	4	4
12	SSPR	104	Daley MATHISON	Suzuki - Hol-Taj	1:31.711	3.456	82.433	4	4
13	SSPR	63	Tom ROBINSON	Kawasaki	1:32.494	4.239	81.735	3	4
14	SSPR	55	Scott CAMPBELL	Yamaha - Ian Bell Motorcycles	1:35.171	6.916	79.436	4	4
15	SSPR	51	Thomas MAXWELL	Yamaha	1:37.357	9.102	77.652	4	4
16	SSPR	84	Maria COSTELLO	Suzuki - Hol-Taj	1:37.903	9.648	77.219	4	4
17	SSPR	80	Phill ARCHER	Yamaha	1:38.715	10.460	76.584	4	4
18	SSPR	68	Gareth EVANS	Suzuki - Joe Evans Garage	1:38.965	10.710	76.391	3	4
19	SSPR	91	James NEESOM	Kawasaki	1:39.514	11.259	75.969	2	2
20	SSPR	43	Stephen DEGNAN	Suzuki	1:40.536	12.281	75.197	2	4
21	SSPR	70	Brendan MERRIGAN	Yamaha	1:40.970	12.715	74.874	4	4
22	SSPR	52	Robert WILSON	Kawasaki - Stoddart Racing	1:53.045	24.790	66.876	2	2

Provisional result to be confirmed by the Stewards of the Meeting subject to completion of technical inspections & the time limit for protests

Page 1 / 1

Circuit	Orritor	Signed		Organising Club	Cookstown & District MCC
Length(miles)	2.1000		Chief Timekeeper	Qualifying Started	15:32
Weather	Bright	Issued At:	15:43		
Track	Dry				

KDM HIRE COOKSTOWN 100

SUPERSPORT

Supersport Group B Qualifying

Friday, 25 April 2014

DETAILED RESULT



Qualifying Classification

Position

1 86 Derek McGEE

Behind

Best Time **1:28.255** Best Speed **85.661** On **3** Gp **a**

Lap	Elapsed Time	Lap Time	Lap Speed
1	1:40.737	1:40.737	75.047
2	3:10.007	1:29.270	84.687
3	4:38.262	1:28.255	85.661
4	6:06.649	1:28.387	85.533

2 82 Derek SHEILS

Behind **0.246**

Best Time **1:28.501** Best Speed **85.423** On **4** Gp **a**

Lap	Elapsed Time	Lap Time	Lap Speed
1	2:03.132	2:03.132	61.398
2	3:36.046	1:32.914	81.366
3	5:06.272	1:30.226	83.790
4	6:34.773	1:28.501	85.423

3 65 Michael SWEENEY

Behind **0.782**

Best Time **1:29.037** Best Speed **84.909** On **2** Gp **a**

Lap	Elapsed Time	Lap Time	Lap Speed
1	1:35.621	1:35.621	79.062
2	3:04.658	1:29.037	84.909
3	4:33.999	1:29.341	84.620
4	6:03.552	1:29.553	84.419
5	7:33.184	1:29.632	84.345

4 56 Sam WILSON

Behind **1.266**

Best Time **1:29.521** Best Speed **84.449** On **3** Gp **a**

Lap	Elapsed Time	Lap Time	Lap Speed
1	1:50.866	1:50.866	68.190
2	3:22.743	1:31.877	82.284
3	4:52.264	1:29.521	84.449
4	6:21.958	1:29.694	84.287

5 44 Jamie HAMILTON

Behind **1.619**

Best Time **1:29.874** Best Speed **84.118** On **4** Gp **a**

Lap	Elapsed Time	Lap Time	Lap Speed
1	1:59.462	1:59.462	63.284
2	3:31.055	1:31.593	82.539
3	5:01.958	1:30.903	83.166
4	6:31.832	1:29.874	84.118

Qualifying Classification

Position

6 97 Seamus ELLIOTT

Behind **1.646**

Best Time **1:29.901** Best Speed **84.093** On **4** Gp **a**

Lap	Elapsed Time	Lap Time	Lap Speed
1	1:58.311	1:58.311	63.899
2	3:30.821	1:32.510	81.721
3	5:01.799	1:30.978	83.097
4	6:31.700	1:29.901	84.093

7 96 Andy FARRELL

Behind **2.888**

Best Time **1:31.143** Best Speed **82.947** On **4** Gp **a**

Lap	Elapsed Time	Lap Time	Lap Speed
1	1:42.903	1:42.903	73.467
2	3:15.193	1:32.290	81.916
3	4:47.348	1:32.155	82.036
4	6:18.491	1:31.143	82.947

8 73 James KELLY

Behind **3.123**

Best Time **1:31.378** Best Speed **82.733** On **4** Gp **a**

Lap	Elapsed Time	Lap Time	Lap Speed
1	2:02.992	2:02.992	61.467
2	3:35.929	1:32.937	81.345
3	5:08.348	1:32.419	81.801
4	6:39.726	1:31.378	82.733

9 72 Connor BEHAN

Behind **3.179**

Best Time **1:31.434** Best Speed **82.683** On **3** Gp **a**

Lap	Elapsed Time	Lap Time	Lap Speed
1	2:17.138	2:17.138	55.127
2	3:49.968	1:32.830	81.439
3	5:21.402	1:31.434	82.683
4	6:53.014	1:31.612	82.522

10 61 John WALSH

Behind **3.220**

Best Time **1:31.475** Best Speed **82.646** On **4** Gp **a**

Lap	Elapsed Time	Lap Time	Lap Speed
1	2:24.445	2:24.445	52.338
2	3:58.515	1:34.070	80.366
3	5:31.142	1:32.627	81.618
4	7:02.617	1:31.475	82.646

KDM HIRE COOKSTOWN 100

SUPERSPORT

Supersport Group B Qualifying

Friday, 25 April 2014

DETAILED RESULT



Qualifying Classification

Position

11 **93 Paul CRANSTON**
Behind **3.253**
Best Time **1:31.508** Best Speed **82.616** On **4** Gp **a**

Lap	Elapsed Time	Lap Time	Lap Speed
1	1:43.243	1:43.243	73.225
2	3:16.976	1:33.733	80.655
3	4:49.247	1:32.271	81.933
4	6:20.755	1:31.508	82.616

12 **104 Daley MATHISON**
Behind **3.456**
Best Time **1:31.711** Best Speed **82.433** On **4** Gp **a**

Lap	Elapsed Time	Lap Time	Lap Speed
1	2:05.496	2:05.496	60.241
2	3:39.917	1:34.421	80.067
3	5:12.441	1:32.524	81.709
4	6:44.152	1:31.711	82.433

13 **63 Tom ROBINSON**
Behind **4.239**
Best Time **1:32.494** Best Speed **81.735** On **3** Gp **a**

Lap	Elapsed Time	Lap Time	Lap Speed
1	2:15.878	2:15.878	55.638
2	3:50.687	1:34.809	79.739
3	5:23.181	1:32.494	81.735
4	6:56.545	1:33.364	80.973

14 **55 Scott CAMPBELL**
Behind **6.916**
Best Time **1:35.171** Best Speed **79.436** On **4** Gp **a**

Lap	Elapsed Time	Lap Time	Lap Speed
1	1:53.295	1:53.295	66.728
2	3:30.745	1:37.450	77.578
3	5:08.735	1:37.990	77.151
4	6:43.906	1:35.171	79.436

15 **51 Thomas MAXWELL**
Behind **9.102**
Best Time **1:37.357** Best Speed **77.652** On **4** Gp **a**

Lap	Elapsed Time	Lap Time	Lap Speed
1	2:01.513	2:01.513	62.216
2	3:41.764	1:40.251	75.411
3	5:19.732	1:37.968	77.168
4	6:57.089	1:37.357	77.652

Qualifying Classification

Position

16 **84 Maria COSTELLO**
Behind **9.648**
Best Time **1:37.903** Best Speed **77.219** On **4** Gp **a**

Lap	Elapsed Time	Lap Time	Lap Speed
1	2:28.761	2:28.761	50.820
2	4:08.877	1:40.116	75.512
3	5:47.621	1:38.744	76.562
4	7:25.524	1:37.903	77.219

17 **80 Phill ARCHER**
Behind **10.460**
Best Time **1:38.715** Best Speed **76.584** On **4** Gp **a**

Lap	Elapsed Time	Lap Time	Lap Speed
1	2:37.170	2:37.170	48.101
2	4:17.218	1:40.048	75.564
3	5:56.791	1:39.573	75.924
4	7:35.506	1:38.715	76.584

18 **68 Gareth EVANS**
Behind **10.710**
Best Time **1:38.965** Best Speed **76.391** On **3** Gp **a**

Lap	Elapsed Time	Lap Time	Lap Speed
1	2:24.323	2:24.323	52.383
2	4:04.030	1:39.707	75.822
3	5:42.995	1:38.965	76.391
4	7:22.820	1:39.825	75.733

19 **91 James NEESOM**
Behind **11.259**
Best Time **1:39.514** Best Speed **75.969** On **2** Gp **a**

Lap	Elapsed Time	Lap Time	Lap Speed
1	1:48.833	1:48.833	69.464
2	3:28.347	1:39.514	75.969

20 **43 Stephen DEGNAN**
Behind **12.281**
Best Time **1:40.536** Best Speed **75.197** On **2** Gp **a**

Lap	Elapsed Time	Lap Time	Lap Speed
1	2:17.829	2:17.829	54.851
2	3:58.365	1:40.536	75.197
3	5:39.193	1:40.828	74.979
4	7:20.112	1:40.919	74.912

KDM HIRE COOKSTOWN 100

SUPERSPORT

Supersport Group B Qualifying

Friday, 25 April 2014

DETAILED RESULT



Qualifying Classification

Position

21 70 Brendan MERRIGAN

Behind 12.715

Best Time 1:40.970 Best Speed 74.874 On 4 Gp a

Lap	Elapsed Time	Lap Time	Lap Speed
1	2:16.880	2:16.880	55.231
2	3:57.940	1:41.060	74.807
3	5:38.917	1:40.977	74.869
4	7:19.887	1:40.970	74.874

22 52 Robert WILSON

Behind 24.790

Best Time 1:53.045 Best Speed 66.876 On 2 Gp a

Lap	Elapsed Time	Lap Time	Lap Speed
1	2:44.697	2:44.697	45.902
2	4:37.742	1:53.045	66.876

KDM HIRE COOKSTOWN 100

SUPERSPORT

Supersport Group C Qualifying


Friday, 25 April 2014



Pos	Class	No	Name	Machine / Sponsor	----- Best Lap -----		On	Laps	
					Time	Behind Speed			
Qualifying Classification									
1	SSPR	71	Davy MORGAN	Yamaha - CSC Racing	1:30.128		83.881	4	4
2	SSPR	152	James COWTON	Honda	1:32.371	2.243	81.844	4	4
3	SSPR	119	Dave HEWSON	Yamaha - Obsession Engineering	1:33.782	3.654	80.612	3	4
4	SSPR	117	Gary MILLER	Suzuki	1:37.047	6.919	77.900	4	4
5	SSPR	173	John ELLA	Triumph 675	1:37.198	7.070	77.779	4	4
6	SSPR	144	Emmett BURKE	Honda - Sunflame	1:38.148	8.020	77.027	4	4

Provisional result to be confirmed by the Stewards of the Meeting subject to completion of technical inspections & the time limit for protests

Page 1 / 1

Circuit	Orritor	Signed		Organising Club	Cookstown & District MCC
Length(miles)	2.1000		Chief Timekeeper	Qualifying Started	15:47
Weather	Bright	Issued At:	15:54		
Track	Dry				

KDM HIRE COOKSTOWN 100

SUPERSPORT

Supersport Group C Qualifying

Friday, 25 April 2014

DETAILED RESULT



Qualifying Classification

Position

1 71 Davy MORGAN

Behind

Best Time **1:30.128** Best Speed **83.881** On **4** Gp **a**

Lap	Elapsed Time	Lap Time	Lap Speed
1	1:48.133	1:48.133	69.914
2	3:21.562	1:33.429	80.917
3	4:52.758	1:31.196	82.898
4	6:22.886	1:30.128	83.881

2 152 James COWTON

Behind **2.243**

Best Time **1:32.371** Best Speed **81.844** On **4** Gp **a**

Lap	Elapsed Time	Lap Time	Lap Speed
1	1:34.469	1:34.469	80.026
2	3:10.597	1:36.128	78.645
3	4:44.090	1:33.493	80.862
4	6:16.461	1:32.371	81.844

3 119 Dave HEWSON

Behind **3.654**

Best Time **1:33.782** Best Speed **80.612** On **3** Gp **a**

Lap	Elapsed Time	Lap Time	Lap Speed
1	1:34.311	1:34.311	80.160
2	3:10.209	1:35.898	78.834
3	4:43.991	1:33.782	80.612
4	6:17.807	1:33.816	80.583

4 117 Gary MILLER

Behind **6.919**

Best Time **1:37.047** Best Speed **77.900** On **4** Gp **a**

Lap	Elapsed Time	Lap Time	Lap Speed
1	2:00.982	2:00.982	62.489
2	3:39.939	1:38.957	76.397
3	5:17.462	1:37.523	77.520
4	6:54.509	1:37.047	77.900

5 173 John ELLA

Behind **7.070**

Best Time **1:37.198** Best Speed **77.779** On **4** Gp **a**

Lap	Elapsed Time	Lap Time	Lap Speed
1	1:52.888	1:52.888	66.969
2	3:32.478	1:39.590	75.911
3	5:10.415	1:37.937	77.192
4	6:47.613	1:37.198	77.779

Qualifying Classification

Position

6 144 Emmett BURKE

Behind **8.020**

Best Time **1:38.148** Best Speed **77.027** On **4** Gp **a**

Lap	Elapsed Time	Lap Time	Lap Speed
1	2:02.457	2:02.457	61.736
2	3:41.105	1:38.648	76.636
3	5:19.326	1:38.221	76.969
4	6:57.474	1:38.148	77.027

KDM HIRE COOKSTOWN 100

SUPERSPORT

Combined Qualifying




-----Best Time / Qual Laps-----

Pos	Class	No	Name	Session A	Session B	Session C	Session D	Overall Best Time / Speed / Total Qual Laps
Qualifying Classification								
1	SSPR	86	Derek McGEE	----	1:28.255	----	----	1:28.255 85.661
2	SSPR	82	Derek SHEILS	----	1:28.501	----	----	1:28.501 85.423
3	SSPR	6	William DUNLOP	1:28.710	----	----	----	1:28.710 85.222
4	SSPR	65	Michael SWEENEY	----	1:29.037	----	----	1:29.037 84.909
5	SSPR	56	Sam WILSON	----	1:29.521	----	----	1:29.521 84.449
6	SSPR	3	Michael DUNLOP	1:29.662	----	----	----	1:29.662 84.317
7	SSPR	36	Michael PEARSON	1:29.783	----	----	----	1:29.783 84.203
8	SSPR	44	Jamie HAMILTON	----	1:29.874	----	----	1:29.874 84.118
9	SSPR	97	Seamus ELLIOTT	----	1:29.901	----	----	1:29.901 84.093
10	SSPR	71	Davy MORGAN	----	----	1:30.128	----	1:30.128 83.881
11	SSPR	122	Alan BONNER	1:30.738	----	----	----	1:30.738 83.317
12	SSPR	96	Andy FARRELL	----	1:31.143	----	----	1:31.143 82.947
13	SSPR	73	James KELLY	----	1:31.378	----	----	1:31.378 82.733
14	SSPR	33	Mark HANNA	1:31.382	----	----	----	1:31.382 82.730
15	SSPR	72	Connor BEHAN	----	1:31.434	----	----	1:31.434 82.683
16	SSPR	61	John WALSH	----	1:31.475	----	----	1:31.475 82.646
17	SSPR	93	Paul CRANSTON	----	1:31.508	----	----	1:31.508 82.616
18	SSPR	104	Daley MATHISON	----	1:31.711	----	----	1:31.711 82.433
19	SSPR	4	Dan KNEEN	1:31.776	----	----	----	1:31.776 82.374
20	SSPR	152	James COWTON	----	----	1:32.371	----	1:32.371 81.844
21	SSPR	63	Tom ROBINSON	----	1:32.494	----	----	1:32.494 81.735
22	SSPR	26	Dennis BOOTH	1:32.935	----	----	----	1:32.935 81.347
23	SSPR	22	Stephen McILVENNA	1:32.991	----	----	----	1:32.991 81.298
24	SSPR	31	Shaun ANDERSON	1:33.590	----	----	----	1:33.590 80.778
25	SSPR	119	Dave HEWSON	----	----	1:33.782	----	1:33.782 80.612
26	SSPR	21	Paul JORDAN	1:33.921	----	----	----	1:33.921 80.493
27	SSPR	17	Nuno CAETANO	1:34.985	----	----	----	1:34.985 79.592
28	SSPR	55	Scott CAMPBELL	----	1:35.171	----	----	1:35.171 79.436
29	SSPR	29	Richard McLOUGHLIN	1:35.209	----	----	----	1:35.209 79.404
30	SSPR	35	Mark GOODINGS	1:35.328	----	----	----	1:35.328 79.305
31	SSPR	13	Neil LYONS	1:35.388	----	----	----	1:35.388 79.255
32	SSPR	28	Paul GARTLAND	1:35.721	----	----	----	1:35.721 78.980
33	SSPR	34	Colin STEPHENSON	1:35.906	----	----	----	1:35.906 78.827
34	SSPR	117	Gary MILLER	----	----	1:37.047	----	1:37.047 77.900
35	SSPR	173	John ELLA	----	----	1:37.198	----	1:37.198 77.779
36	SSPR	51	Thomas MAXWELL	----	1:37.357	----	----	1:37.357 77.652
37	SSPR	84	Maria COSTELLO	----	1:37.903	----	----	1:37.903 77.219
38	SSPR	38	Derek WILKIE	1:37.945	----	----	----	1:37.945 77.186
39	SSPR	144	Emmett BURKE	----	----	1:38.148	----	1:38.148 77.027
40	SSPR	80	Phill ARCHER	----	1:38.715	----	----	1:38.715 76.584
41	SSPR	68	Gareth EVANS	----	1:38.965	----	----	1:38.965 76.391
42	SSPR	91	James NEESOM	----	1:39.514	----	----	1:39.514 75.969
43	SSPR	43	Stephen DEGNAN	----	1:40.536	----	----	1:40.536 75.197
44	SSPR	70	Brendan MERRIGAN	----	1:40.970	----	----	1:40.970 74.874
45	SSPR	7	Davide ANSALDI	1:41.763	----	----	----	1:41.763 74.290
46	SSPR	14	Rodney LITTLE	1:41.795	----	----	----	1:41.795 74.267
47	SSPR	41	Nigel REA	1:43.098	----	----	----	1:43.098 73.328
48	SSPR	52	Robert WILSON	----	1:53.045	----	----	1:53.045 66.876

Provisional result to be confirmed by the Stewards of the Meeting subject to completion of technical inspections & the time limit for protests

Page 1 / 1

Circuit	Orritor	Signed		Organising Club	Cookstown & District MCC
Length(miles)	2.1000	Chief Timekeeper			
Weather		Issued At:			
Track					

KDM HIRE COOKSTOWN 100

SUPERSPORT

Orritor 2.100 miles


R8: Braeside Bar & Restaurant Supersport B

26/04/2014 13:25

Race (6 Laps)

RACE 8 - SUPERSPORT B

11	7 A	14 B		
10	91 A	43 B	70 C	
9	144 A	80 B	68 C	C
8				
7	84 A	38 B		
6	117 A	173 B	51 C	
5	13 A	28 B	34 C	B
4				
3	35 A			
2	17 A	55 B	29 C	
1	31 A POLE POSITION	119 B	21 C	A



KDM HIRE COOKSTOWN 100

SUPERSPORT

Race 8 - Braeside Bar & Restaurant Supersport B


Saturday, 26 April 2014



Pos	Class	No	Name	Machine / Sponsor	Gp	Laps	Total Time	Behind	Speed	-----Best Lap-----		
										Time	Speed	On
Race Classification												
1	SSPR	119	Dave HEWSON	Yamaha - Obsession Engineering	a	6	9:14.765		81.764	1:30.379	83.648	5
2	SSPR	31	Shaun ANDERSON	Suzuki - Doons Stores	a	6	9:14.932	0.167	81.740	1:30.044	83.959	6
3	SSPR	21	Paul JORDAN	Honda - Moira MRC	a	6	9:19.501	4.736	81.072	1:32.313	81.895	4
4	SSPR	29	Richard McLOUGHLIN	Yamaha	a	6	9:22.544	7.779	80.634	1:32.344	81.868	6
5	SSPR	91	James NEESOM	Kawasaki	c	6	9:22.629	7.864	80.622	1:31.863	82.296	5
6	SSPR	28	Paul GARTLAND	Suzuki - Hotties	b	6	9:27.685	12.920	79.903	1:32.495	81.734	6
7	SSPR	55	Scott CAMPBELL	Yamaha - Ian Bell Motorcycles	a	6	9:28.721	13.956	79.758	1:32.661	81.588	6
8	SSPR	17	Nuno CAETANO	Kawasaki - KS Team of Portugal	a	6	9:29.880	15.115	79.596	1:33.240	81.081	6
9	SSPR	51	Thomas MAXWELL	Yamaha	b	6	9:33.825	19.060	79.048	1:33.310	81.020	4
10	SSPR	13	Neil LYONS	Yamaha - Amigo	b	6	9:35.848	21.083	78.771	1:33.963	80.457	3
11	SSPR	173	John ELLA	Triumph 675	b	6	9:43.974	29.209	77.675	1:35.227	79.389	4
12	SSPR	84	Maria COSTELLO	Suzuki - Hol-Taj	b	6	9:46.393	31.628	77.354	1:35.081	79.511	6
13	SSPR	144	Emmett BURKE	Honda - Sunflame	c	6	9:48.899	34.134	77.025	1:35.531	79.137	3
14	SSPR	43	Stephen DEGNAN	Suzuki	c	6	9:49.827	35.062	76.904	1:35.903	78.830	6
15	SSPR	70	Brendan MERRIGAN	Yamaha	c	6	9:56.304	41.539	76.069	1:36.887	78.029	4
16	SSPR	38	Derek WILKIE	Triumph 675	b	6	9:57.538	42.773	75.911	1:36.705	78.176	3
17	SSPR	7	Davide ANSALDI	Yamaha - MotoMerchants.com	c	6	9:58.855	44.090	75.745	1:37.297	77.700	5
18	SSPR	68	Gareth EVANS	Suzuki - Joe Evans Garage	c	6	9:59.301	44.536	75.688	1:37.377	77.636	4
19	SSPR	117	Gary MILLER	Suzuki	b	6	10:02.737	47.972	75.257	1:35.466	79.190	6
20	SSPR	14	Rodney LITTLE	Yamaha	c	6	10:03.029	48.264	75.220	1:38.174	77.006	5
Fastest Lap												
	SSPR	31	Shaun ANDERSON	Suzuki - Doons Stores	a					1:30.044	83.959	6
Not Classified												
DNF	SSPR	80	Phill ARCHER	Yamaha	c	3	5:03.722	3 Laps	74.674	1:38.440	76.798	3

Provisional result to be confirmed by the Stewards of the Meeting subject to completion of technical inspections & the time limit for protests

Page 1 / 1

Circuit	Orritor	Signed		Organising Club	Cookstown & District MCC
Length(miles)	2.1000		Chief Timekeeper	Race Started	14:41
Weather	Sunny	Issued At:	14:52	Gp Time Diff - b 16.17 / c 30.47	
Track	Dry				


KDM HIRE COOKSTOWN 100

SUPERSPORT

Race 8 - Braeside Bar & Restaurant Supersport B

Saturday, 26 April 2014

DETAILED RESULT



Race Classification

1 119 Dave HEWSON

Total Time **9:14.765** Avg Speed **81.764** Behind
Best Time **1:30.379** Best Speed **83.648** On **5** Gp **a**

Lap	Elapsed Time	Lap Time	Lap Speed
1	1:37.225	1:37.225	77.758
2	3:09.723	1:32.498	81.731
3	4:41.912	1:32.189	82.005
4	6:13.808	1:31.896	82.267
5	7:44.187	1:30.379	83.648
6	9:14.765	1:30.578	83.464

2 31 Shaun ANDERSON

Total Time **9:14.932** Avg Speed **81.740** Behind **0.167**
Best Time **1:30.044** Best Speed **83.959** On **6** Gp **a**

Lap	Elapsed Time	Lap Time	Lap Speed
1	1:36.597	1:36.597	78.263
2	3:09.262	1:32.665	81.584
3	4:41.508	1:32.246	81.955
4	6:13.982	1:32.474	81.753
5	7:44.888	1:30.906	83.163
6	9:14.932	1:30.044	83.959

3 21 Paul JORDAN

Total Time **9:19.501** Avg Speed **81.072** Behind **4.736**
Best Time **1:32.313** Best Speed **81.895** On **4** Gp **a**

Lap	Elapsed Time	Lap Time	Lap Speed
1	1:36.362	1:36.362	78.454
2	3:08.912	1:32.550	81.686
3	4:41.237	1:32.325	81.885
4	6:13.550	1:32.313	81.895
5	7:46.329	1:32.779	81.484
6	9:19.501	1:33.172	81.140

4 29 Richard McLOUGHLIN

Total Time **9:22.544** Avg Speed **80.634** Behind **7.779**
Best Time **1:32.344** Best Speed **81.868** On **6** Gp **a**

Lap	Elapsed Time	Lap Time	Lap Speed
1	1:38.570	1:38.570	76.697
2	3:11.594	1:33.024	81.269
3	4:44.389	1:32.795	81.470
4	6:17.694	1:33.305	81.025
5	7:50.200	1:32.506	81.724
6	9:22.544	1:32.344	81.868

Race Classification

5 91 James NEESOM

Total Time **9:22.629** Avg Speed **80.622** Behind **7.864**
Best Time **1:31.863** Best Speed **82.296** On **5** Gp **c**

Lap	Elapsed Time	Lap Time	Lap Speed
1	1:41.785	1:41.785	74.274
2	3:13.855	1:32.070	82.111
3	4:46.214	1:32.359	81.855
4	6:18.870	1:32.656	81.592
5	7:50.733	1:31.863	82.296
6	9:22.629	1:31.896	82.267

6 28 Paul GARTLAND

Total Time **9:27.685** Avg Speed **79.903** Behind **12.920**
Best Time **1:32.495** Best Speed **81.734** On **6** Gp **b**

Lap	Elapsed Time	Lap Time	Lap Speed
1	1:40.262	1:40.262	75.402
2	3:15.914	1:35.652	79.037
3	4:49.249	1:33.335	80.999
4	6:21.984	1:32.735	81.523
5	7:55.190	1:33.206	81.111
6	9:27.685	1:32.495	81.734

7 55 Scott CAMPBELL

Total Time **9:28.721** Avg Speed **79.758** Behind **13.956**
Best Time **1:32.661** Best Speed **81.588** On **6** Gp **a**

Lap	Elapsed Time	Lap Time	Lap Speed
1	1:39.589	1:39.589	75.912
2	3:14.421	1:34.832	79.720
3	4:48.617	1:34.196	80.258
4	6:22.602	1:33.985	80.438
5	7:56.060	1:33.458	80.892
6	9:28.721	1:32.661	81.588

8 17 Nuno CAETANO

Total Time **9:29.880** Avg Speed **79.596** Behind **15.115**
Best Time **1:33.240** Best Speed **81.081** On **6** Gp **a**

Lap	Elapsed Time	Lap Time	Lap Speed
1	1:39.940	1:39.940	75.645
2	3:14.744	1:34.804	79.743
3	4:48.841	1:34.097	80.343
4	6:23.111	1:34.270	80.195
5	7:56.640	1:33.529	80.831
6	9:29.880	1:33.240	81.081



MCUI Ulster
Centre Timing
powered by
e-Laps timing software

www.elaps-timing.com




KDM HIRE COOKSTOWN 100

SUPERSPORT

Race 8 - Braeside Bar & Restaurant Supersport B

Saturday, 26 April 2014

DETAILED RESULT



Race Classification

9 51 Thomas MAXWELL

Total Time **9:33.825** Avg Speed **79.048** Behind **19.060**
Best Time **1:33.310** Best Speed **81.020** On **4** Gp **b**

Lap	Elapsed Time	Lap Time	Lap Speed
1	1:44.374	1:44.374	72.432
2	3:18.917	1:34.543	79.964
3	4:52.261	1:33.344	80.991
4	6:25.571	1:33.310	81.020
5	7:59.755	1:34.184	80.268
6	9:33.825	1:34.070	80.366

10 13 Neil LYONS

Total Time **9:35.848** Avg Speed **78.771** Behind **21.083**
Best Time **1:33.963** Best Speed **80.457** On **3** Gp **b**

Lap	Elapsed Time	Lap Time	Lap Speed
1	1:40.919	1:40.919	74.912
2	3:17.292	1:36.373	78.445
3	4:51.255	1:33.963	80.457
4	6:26.130	1:34.875	79.684
5	8:00.611	1:34.481	80.016
6	9:35.848	1:35.237	79.381

11 173 John ELLA

Total Time **9:43.974** Avg Speed **77.675** Behind **29.209**
Best Time **1:35.227** Best Speed **79.389** On **4** Gp **b**

Lap	Elapsed Time	Lap Time	Lap Speed
1	1:46.124	1:46.124	71.237
2	3:22.358	1:36.234	78.559
3	4:57.813	1:35.455	79.200
4	6:33.040	1:35.227	79.389
5	8:08.355	1:35.315	79.316
6	9:43.974	1:35.619	79.064

12 84 Maria COSTELLO

Total Time **9:46.393** Avg Speed **77.354** Behind **31.628**
Best Time **1:35.081** Best Speed **79.511** On **6** Gp **b**

Lap	Elapsed Time	Lap Time	Lap Speed
1	1:47.291	1:47.291	70.463
2	3:24.744	1:37.453	77.576
3	5:00.978	1:36.234	78.559
4	6:36.169	1:35.191	79.419
5	8:11.312	1:35.143	79.459
6	9:46.393	1:35.081	79.511

Race Classification

13 144 Emmett BURKE

Total Time **9:48.899** Avg Speed **77.025** Behind **34.134**
Best Time **1:35.531** Best Speed **79.137** On **3** Gp **c**

Lap	Elapsed Time	Lap Time	Lap Speed
1	1:44.945	1:44.945	72.038
2	3:22.919	1:37.974	77.163
3	4:58.450	1:35.531	79.137
4	6:35.441	1:36.991	77.945
5	8:12.616	1:37.175	77.798
6	9:48.899	1:36.283	78.519

14 43 Stephen DEGNAN

Total Time **9:49.827** Avg Speed **76.904** Behind **35.062**
Best Time **1:35.903** Best Speed **78.830** On **6** Gp **c**

Lap	Elapsed Time	Lap Time	Lap Speed
1	1:44.748	1:44.748	72.173
2	3:23.837	1:39.089	76.295
3	5:00.561	1:36.724	78.161
4	6:37.255	1:36.694	78.185
5	8:13.924	1:36.669	78.205
6	9:49.827	1:35.903	78.830

15 70 Brendan MERRIGAN

Total Time **9:56.304** Avg Speed **76.069** Behind **41.539**
Best Time **1:36.887** Best Speed **78.029** On **4** Gp **c**

Lap	Elapsed Time	Lap Time	Lap Speed
1	1:45.839	1:45.839	71.429
2	3:24.512	1:38.673	76.617
3	5:01.898	1:37.386	77.629
4	6:38.785	1:36.887	78.029
5	8:17.040	1:38.255	76.943
6	9:56.304	1:39.264	76.161

16 38 Derek WILKIE

Total Time **9:57.538** Avg Speed **75.911** Behind **42.773**
Best Time **1:36.705** Best Speed **78.176** On **3** Gp **b**

Lap	Elapsed Time	Lap Time	Lap Speed
1	1:48.264	1:48.264	69.829
2	3:26.815	1:38.551	76.712
3	5:03.520	1:36.705	78.176
4	6:41.284	1:37.764	77.329
5	8:20.010	1:38.726	76.576
6	9:57.538	1:37.528	77.516



MCUI Ulster
Centre Timing
powered by
e-Laps timing software

www.elaps-timing.com




KDM HIRE COOKSTOWN 100

SUPERSPORT

Race 8 - Braeside Bar & Restaurant Supersport B

Saturday, 26 April 2014

DETAILED RESULT



Race Classification

17 7 Davide ANSALDI

Total Time **9:58.855** Avg Speed **75.745** Behind **44.090**

Best Time **1:37.297** Best Speed **77.700** On **5** Gp **c**

Lap	Elapsed Time	Lap Time	Lap Speed
1	1:48.269	1:48.269	69.826
2	3:27.726	1:39.457	76.013
3	5:06.078	1:38.352	76.867
4	6:43.457	1:37.379	77.635
5	8:20.754	1:37.297	77.700
6	9:58.855	1:38.101	77.063

18 68 Gareth EVANS

Total Time **9:59.301** Avg Speed **75.688** Behind **44.536**

Best Time **1:37.377** Best Speed **77.636** On **4** Gp **c**

Lap	Elapsed Time	Lap Time	Lap Speed
1	1:48.595	1:48.595	69.616
2	3:28.053	1:39.458	76.012
3	5:05.907	1:37.854	77.258
4	6:43.284	1:37.377	77.636
5	8:21.081	1:37.797	77.303
6	9:59.301	1:38.220	76.970

19 117 Gary MILLER

Total Time **10:02.737** Avg Speed **75.257** Behind **47.972**

Best Time **1:35.466** Best Speed **79.190** On **6** Gp **b**

Lap	Elapsed Time	Lap Time	Lap Speed
1	1:58.842	1:58.842	63.614
2	3:36.933	1:38.091	77.071
3	5:14.118	1:37.185	77.790
4	6:50.379	1:36.261	78.536
5	8:27.271	1:36.892	78.025
6	10:02.737	1:35.466	79.190

20 14 Rodney LITTLE

Total Time **10:03.029** Avg Speed **75.220** Behind **48.264**

Best Time **1:38.174** Best Speed **77.006** On **5** Gp **c**

Lap	Elapsed Time	Lap Time	Lap Speed
1	1:49.643	1:49.643	68.951
2	3:29.072	1:39.429	76.034
3	5:07.973	1:38.901	76.440
4	6:46.450	1:38.477	76.769
5	8:24.624	1:38.174	77.006
6	10:03.029	1:38.405	76.825

Not Classified

Not Classified

DNF 80 Phill ARCHER

Total Time **5:03.722** Avg Speed **74.674** Behind **3 Laps**

Best Time **1:38.440** Best Speed **76.798** On **3** Gp **c**

Lap	Elapsed Time	Lap Time	Lap Speed
1	1:46.533	1:46.533	70.964
2	3:25.282	1:38.749	76.558
3	5:03.722	1:38.440	76.798



MCUI Ulster
Centre Timing
powered by
e-Laps timing software

www.elaps-timing.com




KDM HIRE COOKSTOWN 100

SUPERSPORT

Race 8 - Braeside Bar & Restaurant Supersport B

LAP CHART



1					3					5				
No	Name	G	Elapsed Time	Lap Time	No	Name	G	Elapsed Time	Lap Time	No	Name	G	Elapsed Time	Lap Time
21	Paul JORDAN	a	1:36.362	1:36.362	21	Paul JORDAN	a	4:41.237	1:32.325	119	Dave HEWSON	a	7:44.187	1:30.379
31	Shaun ANDERSON	a	1:36.597	1:36.597	31	Shaun ANDERSON	a	4:41.508	1:32.246	31	Shaun ANDERSON	a	7:44.888	1:30.906
119	Dave HEWSON	a	1:37.225	1:37.225	119	Dave HEWSON	a	4:41.912	1:32.189	21	Paul JORDAN	a	7:46.329	1:32.779
29	Richard McLOUGHLIN	a	1:38.570	1:38.570	29	Richard McLOUGHLIN	a	4:44.389	1:32.795	29	Richard McLOUGHLIN	a	7:50.200	1:32.506
55	Scott CAMPBELL	a	1:39.589	1:39.589	91	James NEESOM	c	4:46.214	1:32.359	91	James NEESOM	c	7:50.733	1:31.863
17	Nuno CAETANO	a	1:39.940	1:39.940	55	Scott CAMPBELL	a	4:48.617	1:34.196	28	Paul GARTLAND	b	7:55.190	1:33.206
28	Paul GARTLAND	b	1:40.262	1:40.262	17	Nuno CAETANO	a	4:48.841	1:34.097	55	Scott CAMPBELL	a	7:56.060	1:33.458
13	Neil LYONS	b	1:40.919	1:40.919	28	Paul GARTLAND	b	4:49.249	1:33.335	17	Nuno CAETANO	a	7:56.640	1:33.529
91	James NEESOM	c	1:41.785	1:41.785	13	Neil LYONS	b	4:51.255	1:33.963	51	Thomas MAXWELL	b	7:59.755	1:34.184
51	Thomas MAXWELL	b	1:44.374	1:44.374	51	Thomas MAXWELL	b	4:52.261	1:33.344	13	Neil LYONS	b	8:00.611	1:34.481
43	Stephen DEGNAN	c	1:44.748	1:44.748	173	John ELLA	b	4:57.813	1:35.455	173	John ELLA	b	8:08.355	1:35.315
144	Emmett BURKE	c	1:44.945	1:44.945	144	Emmett BURKE	c	4:58.450	1:35.531	84	Maria COSTELLO	b	8:11.312	1:35.143
70	Brendan MERRIGAN	c	1:45.839	1:45.839	43	Stephen DEGNAN	c	5:00.561	1:36.724	144	Emmett BURKE	c	8:12.616	1:37.175
173	John ELLA	b	1:46.124	1:46.124	84	Maria COSTELLO	b	5:00.978	1:36.234	43	Stephen DEGNAN	c	8:13.924	1:36.669
80	Phill ARCHER	c	1:46.533	1:46.533	70	Brendan MERRIGAN	c	5:01.898	1:37.386	70	Brendan MERRIGAN	c	8:17.040	1:38.255
84	Maria COSTELLO	b	1:47.291	1:47.291	38	Derek WILKIE	b	5:03.520	1:36.705	38	Derek WILKIE	b	8:20.010	1:38.726
38	Derek WILKIE	b	1:48.264	1:48.264	80	Phill ARCHER	c	5:03.722	1:38.440	7	Davide ANSALDI	c	8:20.754	1:37.297
7	Davide ANSALDI	c	1:48.269	1:48.269	68	Gareth EVANS	c	5:05.907	1:37.854	68	Gareth EVANS	c	8:21.081	1:37.797
68	Gareth EVANS	c	1:48.595	1:48.595	7	Davide ANSALDI	c	5:06.078	1:38.352	14	Rodney LITTLE	c	8:24.624	1:38.174
14	Rodney LITTLE	c	1:49.643	1:49.643	14	Rodney LITTLE	c	5:07.973	1:38.901	117	Gary MILLER	b	8:27.271	1:36.892
117	Gary MILLER	b	1:58.842	1:58.842	117	Gary MILLER	b	5:14.118	1:37.185					

2					4					6				
No	Name	G	Elapsed Time	Lap Time	No	Name	G	Elapsed Time	Lap Time	No	Name	G	Elapsed Time	Lap Time
21	Paul JORDAN	a	3:08.912	1:32.550	21	Paul JORDAN	a	6:13.550	1:32.313	119	Dave HEWSON	a	9:14.765	1:30.578
31	Shaun ANDERSON	a	3:09.262	1:32.665	119	Dave HEWSON	a	6:13.808	1:31.896	31	Shaun ANDERSON	a	9:14.932	1:30.044
119	Dave HEWSON	a	3:09.723	1:32.498	31	Shaun ANDERSON	a	6:13.982	1:32.474	21	Paul JORDAN	a	9:19.501	1:33.172
29	Richard McLOUGHLIN	a	3:11.594	1:33.024	29	Richard McLOUGHLIN	a	6:17.694	1:33.305	29	Richard McLOUGHLIN	a	9:22.544	1:32.344
91	James NEESOM	c	3:13.855	1:32.070	91	James NEESOM	c	6:18.870	1:32.656	91	James NEESOM	c	9:22.629	1:31.896
55	Scott CAMPBELL	a	3:14.421	1:34.832	28	Paul GARTLAND	b	6:21.984	1:32.735	28	Paul GARTLAND	b	9:27.685	1:32.495
17	Nuno CAETANO	a	3:14.744	1:34.804	55	Scott CAMPBELL	a	6:22.602	1:33.985	55	Scott CAMPBELL	a	9:28.721	1:32.661
28	Paul GARTLAND	b	3:15.914	1:35.652	17	Nuno CAETANO	a	6:23.111	1:34.270	17	Nuno CAETANO	a	9:29.880	1:33.240
13	Neil LYONS	b	3:17.292	1:36.373	51	Thomas MAXWELL	b	6:25.571	1:33.310	51	Thomas MAXWELL	b	9:33.825	1:34.070
51	Thomas MAXWELL	b	3:18.917	1:34.543	13	Neil LYONS	b	6:26.130	1:34.875	13	Neil LYONS	b	9:35.848	1:35.237
173	John ELLA	b	3:22.358	1:36.234	173	John ELLA	b	6:33.040	1:35.227	173	John ELLA	b	9:43.974	1:35.619
144	Emmett BURKE	c	3:22.919	1:37.974	144	Emmett BURKE	c	6:35.441	1:36.991	84	Maria COSTELLO	b	9:46.393	1:35.081
43	Stephen DEGNAN	c	3:23.837	1:39.089	84	Maria COSTELLO	b	6:36.169	1:35.191	144	Emmett BURKE	c	9:48.899	1:36.283
70	Brendan MERRIGAN	c	3:24.512	1:38.673	43	Stephen DEGNAN	c	6:37.255	1:36.694	43	Stephen DEGNAN	c	9:49.827	1:35.903
84	Maria COSTELLO	b	3:24.744	1:37.453	70	Brendan MERRIGAN	c	6:38.785	1:36.887	70	Brendan MERRIGAN	c	9:56.304	1:39.264
80	Phill ARCHER	c	3:25.282	1:38.749	38	Derek WILKIE	b	6:41.284	1:37.764	38	Derek WILKIE	b	9:57.538	1:37.528
38	Derek WILKIE	b	3:26.815	1:38.551	68	Gareth EVANS	c	6:43.284	1:37.377	7	Davide ANSALDI	c	9:58.855	1:38.101
7	Davide ANSALDI	c	3:27.726	1:39.457	7	Davide ANSALDI	c	6:43.457	1:37.379	68	Gareth EVANS	c	9:59.301	1:38.220
68	Gareth EVANS	c	3:28.053	1:39.458	14	Rodney LITTLE	c	6:46.450	1:38.477	117	Gary MILLER	b	10:02.737	1:35.466
14	Rodney LITTLE	c	3:29.072	1:39.429	117	Gary MILLER	b	6:50.379	1:36.261	14	Rodney LITTLE	c	10:03.029	1:38.405