



COOKSTOWN 100

Friday 25th & Saturday 26th April 2014

promoted by Cookstown & District MCC
www.cookstown100.com


**COOKSTOWN DISTRICT COUNCIL
SUPERSPORT A**

&



Royal Hotel

INVITATION

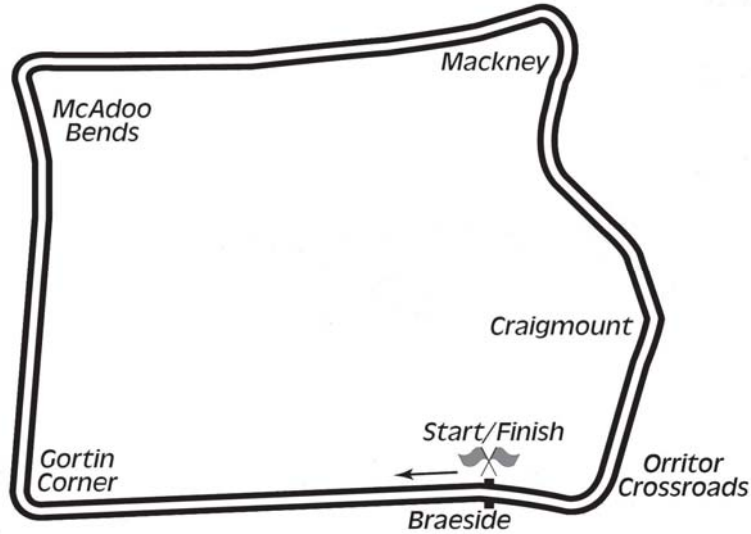


2&4
WHEEL MOTORSPORT
STEERING GROUP LTD.



**northernireland
tourist board**

Orritor Circuit 2.1 miles



LAP RECORDS

Class	Rider	Machine	m	s	mph	Year
125cc	William Dunlop	Honda	1	34.755	79.785	2010
Moto 3	Barry Davidson	Honda 250	1	39.075	76.306	2012
Moto 450	Ryan Farquhar	Kawasaki	1	35.432	79.219	2012
250cc	William Dunlop	Honda	1	29.658	84.320	2009
Supersport 400	Alastair Haworth	Yamaha	1	35.794	78.919	2013
Supertwin	Ryan Farquhar	Kawasaki 650	1	30.636	83.411	2012
Supersport	Michael Dunlop	Yamaha	1	24.783	89.169	2011
Superbike	Michael Dunlop	Honda	1	22.641	91.480	2013
Senior Support	Gary Robinson	Yamaha 600	1	29.956	84.041	2007
Junior Support	Mark Hanna	Honda 250	1	33.788	80.607	2013
Classic 1000cc	Wattie Brown	Norton 920	1	40.273	75.394	2006
Classic 500cc	Neill McWhirter	Norton	1	41.491	74.489	2010
Classic 350cc	Paul Coward	Honda	1	43.421	73.099	2004
Classic 250cc	Geoff McMullan	Suzuki	1	47.294	70.461	2006

MOST WINS at COOKSTOWN 100

Ryan Farquhar	26	1996 - 12
Ray McCullough	14	1967 - 79
Joey Dunlop	11	1977 - 98
Robert Dunlop	11	1985 - 08
Phillip McCallen	10	1987 - 96
William Dunlop	9	2006 - 13
Courtney Junk	8	1974 - 83
Mervyn Elwood	8	1987 - 97
Noel Hudson	7	1975 - 95
Bill Swallow	7	1987 - 00
Darran Lindsay	7	2000 - 05

ALL TIME IRISH ROAD RACE WINNERS (after Killalane 2013)

Most Wins at All Irish Road Race Meetings

1. Ryan Farquhar	199	1995-12
2. Joey Dunlop	156	1971-00
3. Robert Dunlop	135	1980-08
4. Ray McCullough	109	1960-82
Phillip McCallen	109	1987-99
6. William Dunlop	93	2005-13
7. Michael Dunlop	81	2006-13
8. Brian Reid	78	1980-94
9. Darran Lindsay	74	1999-06
10. James Courtney	66	1992-99

KDM HIRE COOKSTOWN 100

SUPERSPORT

Supersport Group A Qualifying


Friday, 25 April 2014



Pos	Class	No	Name	Machine / Sponsor	----- Best Lap -----				Laps
					Time	Behind	Speed	On	
Qualifying Classification									
1	SSPR	6	William DUNLOP	Suzuki - Tyco Suzuki by TAS Racing	1:28.710		85.222	4	4
2	SSPR	3	Michael DUNLOP	Honda - MD Racing	1:29.662	0.952	84.317	4	4
3	SSPR	36	Michael PEARSON	Kawasaki - NEI Kawasaki by Hotties	1:29.783	1.073	84.203	4	4
4	SSPR	122	Alan BONNER	Yamaha - Das Trans	1:30.738	2.028	83.317	4	4
5	SSPR	33	Mark HANNA	Triumph 675 - Roy Hanna Motors	1:31.382	2.672	82.730	4	4
6	SSPR	4	Dan KNEEN	Honda - Cookstown BE Racing	1:31.776	3.066	82.374	4	4
7	SSPR	26	Dennis BOOTH	Yamaha	1:32.935	4.225	81.347	4	4
8	SSPR	22	Stephen McLVENNA	Yamaha	1:32.991	4.281	81.298	4	4
9	SSPR	31	Shaun ANDERSON	Suzuki - Doons Stores	1:33.590	4.880	80.778	4	4
10	SSPR	21	Paul JORDAN	Honda - Moira MRC	1:33.921	5.211	80.493	2	4
11	SSPR	17	Nuno CAETANO	Kawasaki - KS Team of Portugal	1:34.985	6.275	79.592	4	4
12	SSPR	29	Richard McLOUGHLIN	Yamaha	1:35.209	6.499	79.404	4	4
13	SSPR	35	Mark GOODINGS	Kawasaki - IPG Racing	1:35.328	6.618	79.305	4	4
14	SSPR	13	Neil LYONS	Yamaha - Amigo	1:35.388	6.678	79.255	2	4
15	SSPR	28	Paul GARTLAND	Suzuki - Hotties	1:35.721	7.011	78.980	3	4
16	SSPR	34	Colin STEPHENSON	Yamaha	1:35.906	7.196	78.827	4	4
17	SSPR	38	Derek WILKIE	Triumph 675	1:37.945	9.235	77.186	3	4
18	SSPR	7	Davide ANSALDI	Yamaha - MotoMerchants.com	1:41.763	13.053	74.290	4	4
19	SSPR	14	Rodney LITTLE	Yamaha	1:41.795	13.085	74.267	4	4
20	SSPR	41	Nigel REA	Yamaha	1:43.098	14.388	73.328	4	4

Provisional result to be confirmed by the Stewards of the Meeting subject to completion of technical inspections & the time limit for protests

Page 1 / 1

Circuit	Orritor	Signed		Organising Club	Cookstown & District MCC
Length(miles)	2.1000		Chief Timekeeper	Qualifying Started	15:18
Weather	Bright	Issued At:	15:28		
Track	Dry				

KDM HIRE COOKSTOWN 100

SUPERSPORT

Supersport Group A Qualifying

Friday, 25 April 2014

DETAILED RESULT



Qualifying Classification

Position

1 6 William DUNLOP

Behind

Best Time **1:28.710** Best Speed **85.222** On **4** Gp **a**

Lap	Elapsed Time	Lap Time	Lap Speed
1	2:49.927	2:49.927	44.490
2	4:20.137	1:30.210	83.804
3	5:49.624	1:29.487	84.482
4	7:18.334	1:28.710	85.222

2 3 Michael DUNLOP

Behind **0.952**

Best Time **1:29.662** Best Speed **84.317** On **4** Gp **a**

Lap	Elapsed Time	Lap Time	Lap Speed
1	2:44.434	2:44.434	45.976
2	4:23.599	1:39.165	76.237
3	6:01.906	1:38.307	76.902
4	7:31.568	1:29.662	84.317

3 36 Michael PEARSON

Behind **1.073**

Best Time **1:29.783** Best Speed **84.203** On **4** Gp **a**

Lap	Elapsed Time	Lap Time	Lap Speed
1	2:16.952	2:16.952	55.202
2	3:50.760	1:33.808	80.590
3	5:21.534	1:30.774	83.284
4	6:51.317	1:29.783	84.203

4 122 Alan BONNER

Behind **2.028**

Best Time **1:30.738** Best Speed **83.317** On **4** Gp **a**

Lap	Elapsed Time	Lap Time	Lap Speed
1	1:55.883	1:55.883	65.238
2	3:29.560	1:33.677	80.703
3	5:01.437	1:31.877	82.284
4	6:32.175	1:30.738	83.317

5 33 Mark HANNA

Behind **2.672**

Best Time **1:31.382** Best Speed **82.730** On **4** Gp **a**

Lap	Elapsed Time	Lap Time	Lap Speed
1	2:16.022	2:16.022	55.579
2	3:51.306	1:35.284	79.342
3	5:23.867	1:32.561	81.676
4	6:55.249	1:31.382	82.730

Qualifying Classification

Position

6 4 Dan KNEEN

Behind **3.066**

Best Time **1:31.776** Best Speed **82.374** On **4** Gp **a**

Lap	Elapsed Time	Lap Time	Lap Speed
1	1:41.340	1:41.340	74.600
2	3:14.904	1:33.564	80.800
3	4:52.118	1:37.214	77.767
4	6:23.894	1:31.776	82.374

7 26 Dennis BOOTH

Behind **4.225**

Best Time **1:32.935** Best Speed **81.347** On **4** Gp **a**

Lap	Elapsed Time	Lap Time	Lap Speed
1	1:57.661	1:57.661	64.252
2	3:33.406	1:35.745	78.960
3	5:09.138	1:35.732	78.970
4	6:42.073	1:32.935	81.347

8 22 Stephen McILVENNA

Behind **4.281**

Best Time **1:32.991** Best Speed **81.298** On **4** Gp **a**

Lap	Elapsed Time	Lap Time	Lap Speed
1	1:41.824	1:41.824	74.246
2	3:15.494	1:33.670	80.709
3	4:49.030	1:33.536	80.824
4	6:22.021	1:32.991	81.298

9 31 Shaun ANDERSON

Behind **4.880**

Best Time **1:33.590** Best Speed **80.778** On **4** Gp **a**

Lap	Elapsed Time	Lap Time	Lap Speed
1	2:11.469	2:11.469	57.504
2	3:50.446	1:38.977	76.381
3	5:26.885	1:36.439	78.392
4	7:00.475	1:33.590	80.778

10 21 Paul JORDAN

Behind **5.211**

Best Time **1:33.921** Best Speed **80.493** On **2** Gp **a**

Lap	Elapsed Time	Lap Time	Lap Speed
1	2:06.922	2:06.922	59.564
2	3:40.843	1:33.921	80.493
3	5:38.666	1:57.823	64.164
4	7:12.866	1:34.200	80.255

KDM HIRE COOKSTOWN 100

SUPERSPORT

Supersport Group A Qualifying

Friday, 25 April 2014

DETAILED RESULT



Qualifying Classification

Position

11 17 Nuno CAETANO

Behind 6.275

Best Time 1:34.985 Best Speed 79.592 On 4 Gp a

Lap	Elapsed Time	Lap Time	Lap Speed
1	2:10.122	2:10.122	58.099
2	3:46.826	1:36.704	78.177
3	5:23.303	1:36.477	78.361
4	6:58.288	1:34.985	79.592

12 29 Richard McLOUGHLIN

Behind 6.499

Best Time 1:35.209 Best Speed 79.404 On 4 Gp a

Lap	Elapsed Time	Lap Time	Lap Speed
1	2:08.955	2:08.955	58.625
2	3:50.005	1:41.050	74.814
3	5:27.388	1:37.383	77.632
4	7:02.597	1:35.209	79.404

13 35 Mark GOODINGS

Behind 6.618

Best Time 1:35.328 Best Speed 79.305 On 4 Gp a

Lap	Elapsed Time	Lap Time	Lap Speed
1	2:12.589	2:12.589	57.018
2	3:51.700	1:39.111	76.278
3	5:28.111	1:36.411	78.414
4	7:03.439	1:35.328	79.305

14 13 Neil LYONS

Behind 6.678

Best Time 1:35.388 Best Speed 79.255 On 2 Gp a

Lap	Elapsed Time	Lap Time	Lap Speed
1	1:57.431	1:57.431	64.378
2	3:32.819	1:35.388	79.255
3	5:09.437	1:36.618	78.246
4	6:44.983	1:35.546	79.124

15 28 Paul GARTLAND

Behind 7.011

Best Time 1:35.721 Best Speed 78.980 On 3 Gp a

Lap	Elapsed Time	Lap Time	Lap Speed
1	2:23.464	2:23.464	52.696
2	4:00.548	1:37.084	77.871
3	5:36.269	1:35.721	78.980
4	7:12.586	1:36.317	78.491

Qualifying Classification

Position

16 34 Colin STEPHENSON

Behind 7.196

Best Time 1:35.906 Best Speed 78.827 On 4 Gp a

Lap	Elapsed Time	Lap Time	Lap Speed
1	1:51.271	1:51.271	67.942
2	3:29.352	1:38.081	77.079
3	5:05.460	1:36.108	78.662
4	6:41.366	1:35.906	78.827

17 38 Derek WILKIE

Behind 9.235

Best Time 1:37.945 Best Speed 77.186 On 3 Gp a

Lap	Elapsed Time	Lap Time	Lap Speed
1	1:50.162	1:50.162	68.626
2	3:31.075	1:40.913	74.916
3	5:09.020	1:37.945	77.186
4	6:47.868	1:38.848	76.481

18 7 Davide ANSALDI

Behind 13.053

Best Time 1:41.763 Best Speed 74.290 On 4 Gp a

Lap	Elapsed Time	Lap Time	Lap Speed
1	2:23.117	2:23.117	52.824
2	4:06.770	1:43.653	72.936
3	5:49.522	1:42.752	73.575
4	7:31.285	1:41.763	74.290

19 14 Rodney LITTLE

Behind 13.085

Best Time 1:41.795 Best Speed 74.267 On 4 Gp a

Lap	Elapsed Time	Lap Time	Lap Speed
1	2:22.967	2:22.967	52.879
2	4:06.647	1:43.680	72.917
3	5:49.411	1:42.764	73.567
4	7:31.206	1:41.795	74.267

20 41 Nigel REA

Behind 14.388

Best Time 1:43.098 Best Speed 73.328 On 4 Gp a

Lap	Elapsed Time	Lap Time	Lap Speed
1	2:06.681	2:06.681	59.677
2	3:51.214	1:44.533	72.322
3	5:34.663	1:43.449	73.079
4	7:17.761	1:43.098	73.328

KDM HIRE COOKSTOWN 100

SUPERSPORT

Supersport Group B Qualifying


Friday, 25 April 2014



Pos	Class	No	Name	Machine / Sponsor	----- Best Lap -----			Laps	
					Time	Behind	Speed		
Qualifying Classification									
1	SSPR	86	Derek McGEE	Yamaha	1:28.255		85.661	3	4
2	SSPR	82	Derek SHEILS	Yamaha - CD-IC Racing	1:28.501	0.246	85.423	4	4
3	SSPR	65	Michael SWEENEY	Yamaha - Tracblast	1:29.037	0.782	84.909	2	5
4	SSPR	56	Sam WILSON	Yamaha - NJT Racing	1:29.521	1.266	84.449	3	4
5	SSPR	44	Jamie HAMILTON	Honda - Wilson Craig Racing	1:29.874	1.619	84.118	4	4
6	SSPR	97	Seamus ELLIOTT	Yamaha - D & G W Racing	1:29.901	1.646	84.093	4	4
7	SSPR	96	Andy FARRELL	Kawasaki - Full Factory winnerswear	1:31.143	2.888	82.947	4	4
8	SSPR	73	James KELLY	Yamaha - Lifewest	1:31.378	3.123	82.733	4	4
9	SSPR	72	Connor BEHAN	Kawasaki - KMR / SGS International	1:31.434	3.179	82.683	3	4
10	SSPR	61	John WALSH	Yamaha - OD Racing	1:31.475	3.220	82.646	4	4
11	SSPR	93	Paul CRANSTON	Honda - P & J Fuel Haulage	1:31.508	3.253	82.616	4	4
12	SSPR	104	Daley MATHISON	Suzuki - Hol-Taj	1:31.711	3.456	82.433	4	4
13	SSPR	63	Tom ROBINSON	Kawasaki	1:32.494	4.239	81.735	3	4
14	SSPR	55	Scott CAMPBELL	Yamaha - Ian Bell Motorcycles	1:35.171	6.916	79.436	4	4
15	SSPR	51	Thomas MAXWELL	Yamaha	1:37.357	9.102	77.652	4	4
16	SSPR	84	Maria COSTELLO	Suzuki - Hol-Taj	1:37.903	9.648	77.219	4	4
17	SSPR	80	Phill ARCHER	Yamaha	1:38.715	10.460	76.584	4	4
18	SSPR	68	Gareth EVANS	Suzuki - Joe Evans Garage	1:38.965	10.710	76.391	3	4
19	SSPR	91	James NEESOM	Kawasaki	1:39.514	11.259	75.969	2	2
20	SSPR	43	Stephen DEGNAN	Suzuki	1:40.536	12.281	75.197	2	4
21	SSPR	70	Brendan MERRIGAN	Yamaha	1:40.970	12.715	74.874	4	4
22	SSPR	52	Robert WILSON	Kawasaki - Stoddart Racing	1:53.045	24.790	66.876	2	2

Provisional result to be confirmed by the Stewards of the Meeting subject to completion of technical inspections & the time limit for protests

Page 1 / 1

Circuit	Orritor	Signed		Organising Club	Cookstown & District MCC
Length(miles)	2.1000		Chief Timekeeper	Qualifying Started	15:32
Weather	Bright	Issued At:	15:43		
Track	Dry				

KDM HIRE COOKSTOWN 100

SUPERSPORT

Supersport Group B Qualifying

Friday, 25 April 2014

DETAILED RESULT



Qualifying Classification

Position

1 86 Derek McGEE

Behind

Best Time **1:28.255** Best Speed **85.661** On **3** Gp **a**

Lap	Elapsed Time	Lap Time	Lap Speed
1	1:40.737	1:40.737	75.047
2	3:10.007	1:29.270	84.687
3	4:38.262	1:28.255	85.661
4	6:06.649	1:28.387	85.533

2 82 Derek SHEILS

Behind **0.246**

Best Time **1:28.501** Best Speed **85.423** On **4** Gp **a**

Lap	Elapsed Time	Lap Time	Lap Speed
1	2:03.132	2:03.132	61.398
2	3:36.046	1:32.914	81.366
3	5:06.272	1:30.226	83.790
4	6:34.773	1:28.501	85.423

3 65 Michael SWEENEY

Behind **0.782**

Best Time **1:29.037** Best Speed **84.909** On **2** Gp **a**

Lap	Elapsed Time	Lap Time	Lap Speed
1	1:35.621	1:35.621	79.062
2	3:04.658	1:29.037	84.909
3	4:33.999	1:29.341	84.620
4	6:03.552	1:29.553	84.419
5	7:33.184	1:29.632	84.345

4 56 Sam WILSON

Behind **1.266**

Best Time **1:29.521** Best Speed **84.449** On **3** Gp **a**

Lap	Elapsed Time	Lap Time	Lap Speed
1	1:50.866	1:50.866	68.190
2	3:22.743	1:31.877	82.284
3	4:52.264	1:29.521	84.449
4	6:21.958	1:29.694	84.287

5 44 Jamie HAMILTON

Behind **1.619**

Best Time **1:29.874** Best Speed **84.118** On **4** Gp **a**

Lap	Elapsed Time	Lap Time	Lap Speed
1	1:59.462	1:59.462	63.284
2	3:31.055	1:31.593	82.539
3	5:01.958	1:30.903	83.166
4	6:31.832	1:29.874	84.118

Qualifying Classification

Position

6 97 Seamus ELLIOTT

Behind **1.646**

Best Time **1:29.901** Best Speed **84.093** On **4** Gp **a**

Lap	Elapsed Time	Lap Time	Lap Speed
1	1:58.311	1:58.311	63.899
2	3:30.821	1:32.510	81.721
3	5:01.799	1:30.978	83.097
4	6:31.700	1:29.901	84.093

7 96 Andy FARRELL

Behind **2.888**

Best Time **1:31.143** Best Speed **82.947** On **4** Gp **a**

Lap	Elapsed Time	Lap Time	Lap Speed
1	1:42.903	1:42.903	73.467
2	3:15.193	1:32.290	81.916
3	4:47.348	1:32.155	82.036
4	6:18.491	1:31.143	82.947

8 73 James KELLY

Behind **3.123**

Best Time **1:31.378** Best Speed **82.733** On **4** Gp **a**

Lap	Elapsed Time	Lap Time	Lap Speed
1	2:02.992	2:02.992	61.467
2	3:35.929	1:32.937	81.345
3	5:08.348	1:32.419	81.801
4	6:39.726	1:31.378	82.733

9 72 Connor BEHAN

Behind **3.179**

Best Time **1:31.434** Best Speed **82.683** On **3** Gp **a**

Lap	Elapsed Time	Lap Time	Lap Speed
1	2:17.138	2:17.138	55.127
2	3:49.968	1:32.830	81.439
3	5:21.402	1:31.434	82.683
4	6:53.014	1:31.612	82.522

10 61 John WALSH

Behind **3.220**

Best Time **1:31.475** Best Speed **82.646** On **4** Gp **a**

Lap	Elapsed Time	Lap Time	Lap Speed
1	2:24.445	2:24.445	52.338
2	3:58.515	1:34.070	80.366
3	5:31.142	1:32.627	81.618
4	7:02.617	1:31.475	82.646

KDM HIRE COOKSTOWN 100

SUPERSPORT

Supersport Group B Qualifying

Friday, 25 April 2014

DETAILED RESULT



Qualifying Classification

Position

11 **93 Paul CRANSTON**
Behind **3.253**
Best Time **1:31.508** Best Speed **82.616** On **4** Gp **a**

Lap	Elapsed Time	Lap Time	Lap Speed
1	1:43.243	1:43.243	73.225
2	3:16.976	1:33.733	80.655
3	4:49.247	1:32.271	81.933
4	6:20.755	1:31.508	82.616

12 **104 Daley MATHISON**
Behind **3.456**
Best Time **1:31.711** Best Speed **82.433** On **4** Gp **a**

Lap	Elapsed Time	Lap Time	Lap Speed
1	2:05.496	2:05.496	60.241
2	3:39.917	1:34.421	80.067
3	5:12.441	1:32.524	81.709
4	6:44.152	1:31.711	82.433

13 **63 Tom ROBINSON**
Behind **4.239**
Best Time **1:32.494** Best Speed **81.735** On **3** Gp **a**

Lap	Elapsed Time	Lap Time	Lap Speed
1	2:15.878	2:15.878	55.638
2	3:50.687	1:34.809	79.739
3	5:23.181	1:32.494	81.735
4	6:56.545	1:33.364	80.973

14 **55 Scott CAMPBELL**
Behind **6.916**
Best Time **1:35.171** Best Speed **79.436** On **4** Gp **a**

Lap	Elapsed Time	Lap Time	Lap Speed
1	1:53.295	1:53.295	66.728
2	3:30.745	1:37.450	77.578
3	5:08.735	1:37.990	77.151
4	6:43.906	1:35.171	79.436

15 **51 Thomas MAXWELL**
Behind **9.102**
Best Time **1:37.357** Best Speed **77.652** On **4** Gp **a**

Lap	Elapsed Time	Lap Time	Lap Speed
1	2:01.513	2:01.513	62.216
2	3:41.764	1:40.251	75.411
3	5:19.732	1:37.968	77.168
4	6:57.089	1:37.357	77.652

Qualifying Classification

Position

16 **84 Maria COSTELLO**
Behind **9.648**
Best Time **1:37.903** Best Speed **77.219** On **4** Gp **a**

Lap	Elapsed Time	Lap Time	Lap Speed
1	2:28.761	2:28.761	50.820
2	4:08.877	1:40.116	75.512
3	5:47.621	1:38.744	76.562
4	7:25.524	1:37.903	77.219

17 **80 Phill ARCHER**
Behind **10.460**
Best Time **1:38.715** Best Speed **76.584** On **4** Gp **a**

Lap	Elapsed Time	Lap Time	Lap Speed
1	2:37.170	2:37.170	48.101
2	4:17.218	1:40.048	75.564
3	5:56.791	1:39.573	75.924
4	7:35.506	1:38.715	76.584

18 **68 Gareth EVANS**
Behind **10.710**
Best Time **1:38.965** Best Speed **76.391** On **3** Gp **a**

Lap	Elapsed Time	Lap Time	Lap Speed
1	2:24.323	2:24.323	52.383
2	4:04.030	1:39.707	75.822
3	5:42.995	1:38.965	76.391
4	7:22.820	1:39.825	75.733

19 **91 James NEESOM**
Behind **11.259**
Best Time **1:39.514** Best Speed **75.969** On **2** Gp **a**

Lap	Elapsed Time	Lap Time	Lap Speed
1	1:48.833	1:48.833	69.464
2	3:28.347	1:39.514	75.969

20 **43 Stephen DEGNAN**
Behind **12.281**
Best Time **1:40.536** Best Speed **75.197** On **2** Gp **a**

Lap	Elapsed Time	Lap Time	Lap Speed
1	2:17.829	2:17.829	54.851
2	3:58.365	1:40.536	75.197
3	5:39.193	1:40.828	74.979
4	7:20.112	1:40.919	74.912

KDM HIRE COOKSTOWN 100

SUPERSPORT

Supersport Group B Qualifying

Friday, 25 April 2014

DETAILED RESULT



Qualifying Classification

Position

21 70 Brendan MERRIGAN

Behind 12.715

Best Time 1:40.970 Best Speed 74.874 On 4 Gp a

Lap	Elapsed Time	Lap Time	Lap Speed
1	2:16.880	2:16.880	55.231
2	3:57.940	1:41.060	74.807
3	5:38.917	1:40.977	74.869
4	7:19.887	1:40.970	74.874

22 52 Robert WILSON

Behind 24.790

Best Time 1:53.045 Best Speed 66.876 On 2 Gp a

Lap	Elapsed Time	Lap Time	Lap Speed
1	2:44.697	2:44.697	45.902
2	4:37.742	1:53.045	66.876

KDM HIRE COOKSTOWN 100

SUPERSPORT

Supersport Group C Qualifying


Friday, 25 April 2014



Pos	Class	No	Name	Machine / Sponsor	----- Best Lap -----		On	Laps	
					Time	Behind Speed			
Qualifying Classification									
1	SSPR	71	Davy MORGAN	Yamaha - CSC Racing	1:30.128		83.881	4	4
2	SSPR	152	James COWTON	Honda	1:32.371	2.243	81.844	4	4
3	SSPR	119	Dave HEWSON	Yamaha - Obsession Engineering	1:33.782	3.654	80.612	3	4
4	SSPR	117	Gary MILLER	Suzuki	1:37.047	6.919	77.900	4	4
5	SSPR	173	John ELLA	Triumph 675	1:37.198	7.070	77.779	4	4
6	SSPR	144	Emmett BURKE	Honda - Sunflame	1:38.148	8.020	77.027	4	4

Provisional result to be confirmed by the Stewards of the Meeting subject to completion of technical inspections & the time limit for protests

Page 1 / 1

Circuit	Orritor	Signed		Organising Club	Cookstown & District MCC
Length(miles)	2.1000		Chief Timekeeper	Qualifying Started	15:47
Weather	Bright	Issued At:	15:54		
Track	Dry				

KDM HIRE COOKSTOWN 100

SUPERSPORT

Supersport Group C Qualifying

Friday, 25 April 2014

DETAILED RESULT



Qualifying Classification

Position

1 71 Davy MORGAN

Behind

Best Time **1:30.128** Best Speed **83.881** On **4** Gp **a**

Lap	Elapsed Time	Lap Time	Lap Speed
1	1:48.133	1:48.133	69.914
2	3:21.562	1:33.429	80.917
3	4:52.758	1:31.196	82.898
4	6:22.886	1:30.128	83.881

2 152 James COWTON

Behind **2.243**

Best Time **1:32.371** Best Speed **81.844** On **4** Gp **a**

Lap	Elapsed Time	Lap Time	Lap Speed
1	1:34.469	1:34.469	80.026
2	3:10.597	1:36.128	78.645
3	4:44.090	1:33.493	80.862
4	6:16.461	1:32.371	81.844

3 119 Dave HEWSON

Behind **3.654**

Best Time **1:33.782** Best Speed **80.612** On **3** Gp **a**

Lap	Elapsed Time	Lap Time	Lap Speed
1	1:34.311	1:34.311	80.160
2	3:10.209	1:35.898	78.834
3	4:43.991	1:33.782	80.612
4	6:17.807	1:33.816	80.583

4 117 Gary MILLER

Behind **6.919**

Best Time **1:37.047** Best Speed **77.900** On **4** Gp **a**

Lap	Elapsed Time	Lap Time	Lap Speed
1	2:00.982	2:00.982	62.489
2	3:39.939	1:38.957	76.397
3	5:17.462	1:37.523	77.520
4	6:54.509	1:37.047	77.900

5 173 John ELLA

Behind **7.070**

Best Time **1:37.198** Best Speed **77.779** On **4** Gp **a**

Lap	Elapsed Time	Lap Time	Lap Speed
1	1:52.888	1:52.888	66.969
2	3:32.478	1:39.590	75.911
3	5:10.415	1:37.937	77.192
4	6:47.613	1:37.198	77.779

Qualifying Classification

Position

6 144 Emmett BURKE

Behind **8.020**

Best Time **1:38.148** Best Speed **77.027** On **4** Gp **a**

Lap	Elapsed Time	Lap Time	Lap Speed
1	2:02.457	2:02.457	61.736
2	3:41.105	1:38.648	76.636
3	5:19.326	1:38.221	76.969
4	6:57.474	1:38.148	77.027

KDM HIRE COOKSTOWN 100

SUPERSPORT

Combined Qualifying




-----Best Time / Qual Laps-----

Pos	Class	No	Name	Session A	Session B	Session C	Session D	Overall Best Time / Speed / Total Qual Laps
1	SSPR	86	Derek McGEE	----	1:28.255	----	----	1:28.255 85.661
2	SSPR	82	Derek SHEILS	----	1:28.501	----	----	1:28.501 85.423
3	SSPR	6	William DUNLOP	1:28.710	----	----	----	1:28.710 85.222
4	SSPR	65	Michael SWEENEY	----	1:29.037	----	----	1:29.037 84.909
5	SSPR	56	Sam WILSON	----	1:29.521	----	----	1:29.521 84.449
6	SSPR	3	Michael DUNLOP	1:29.662	----	----	----	1:29.662 84.317
7	SSPR	36	Michael PEARSON	1:29.783	----	----	----	1:29.783 84.203
8	SSPR	44	Jamie HAMILTON	----	1:29.874	----	----	1:29.874 84.118
9	SSPR	97	Seamus ELLIOTT	----	1:29.901	----	----	1:29.901 84.093
10	SSPR	71	Davy MORGAN	----	----	1:30.128	----	1:30.128 83.881
11	SSPR	122	Alan BONNER	1:30.738	----	----	----	1:30.738 83.317
12	SSPR	96	Andy FARRELL	----	1:31.143	----	----	1:31.143 82.947
13	SSPR	73	James KELLY	----	1:31.378	----	----	1:31.378 82.733
14	SSPR	33	Mark HANNA	1:31.382	----	----	----	1:31.382 82.730
15	SSPR	72	Connor BEHAN	----	1:31.434	----	----	1:31.434 82.683
16	SSPR	61	John WALSH	----	1:31.475	----	----	1:31.475 82.646
17	SSPR	93	Paul CRANSTON	----	1:31.508	----	----	1:31.508 82.616
18	SSPR	104	Daley MATHISON	----	1:31.711	----	----	1:31.711 82.433
19	SSPR	4	Dan KNEEN	1:31.776	----	----	----	1:31.776 82.374
20	SSPR	152	James COWTON	----	----	1:32.371	----	1:32.371 81.844
21	SSPR	63	Tom ROBINSON	----	1:32.494	----	----	1:32.494 81.735
22	SSPR	26	Dennis BOOTH	1:32.935	----	----	----	1:32.935 81.347
23	SSPR	22	Stephen McILVENNA	1:32.991	----	----	----	1:32.991 81.298
24	SSPR	31	Shaun ANDERSON	1:33.590	----	----	----	1:33.590 80.778
25	SSPR	119	Dave HEWSON	----	----	1:33.782	----	1:33.782 80.612
26	SSPR	21	Paul JORDAN	1:33.921	----	----	----	1:33.921 80.493
27	SSPR	17	Nuno CAETANO	1:34.985	----	----	----	1:34.985 79.592
28	SSPR	55	Scott CAMPBELL	----	1:35.171	----	----	1:35.171 79.436
29	SSPR	29	Richard McLOUGHLIN	1:35.209	----	----	----	1:35.209 79.404
30	SSPR	35	Mark GOODINGS	1:35.328	----	----	----	1:35.328 79.305
31	SSPR	13	Neil LYONS	1:35.388	----	----	----	1:35.388 79.255
32	SSPR	28	Paul GARTLAND	1:35.721	----	----	----	1:35.721 78.980
33	SSPR	34	Colin STEPHENSON	1:35.906	----	----	----	1:35.906 78.827
34	SSPR	117	Gary MILLER	----	----	1:37.047	----	1:37.047 77.900
35	SSPR	173	John ELLA	----	----	1:37.198	----	1:37.198 77.779
36	SSPR	51	Thomas MAXWELL	----	1:37.357	----	----	1:37.357 77.652
37	SSPR	84	Maria COSTELLO	----	1:37.903	----	----	1:37.903 77.219
38	SSPR	38	Derek WILKIE	1:37.945	----	----	----	1:37.945 77.186
39	SSPR	144	Emmett BURKE	----	----	1:38.148	----	1:38.148 77.027
40	SSPR	80	Phill ARCHER	----	1:38.715	----	----	1:38.715 76.584
41	SSPR	68	Gareth EVANS	----	1:38.965	----	----	1:38.965 76.391
42	SSPR	91	James NEESOM	----	1:39.514	----	----	1:39.514 75.969
43	SSPR	43	Stephen DEGNAN	----	1:40.536	----	----	1:40.536 75.197
44	SSPR	70	Brendan MERRIGAN	----	1:40.970	----	----	1:40.970 74.874
45	SSPR	7	Davide ANSALDI	1:41.763	----	----	----	1:41.763 74.290
46	SSPR	14	Rodney LITTLE	1:41.795	----	----	----	1:41.795 74.267
47	SSPR	41	Nigel REA	1:43.098	----	----	----	1:43.098 73.328
48	SSPR	52	Robert WILSON	----	1:53.045	----	----	1:53.045 66.876

Provisional result to be confirmed by the Stewards of the Meeting subject to completion of technical inspections & the time limit for protests

Page 1 / 1

Circuit	Orritor	Signed		Organising Club	Cookstown & District MCC
Length(miles)	2.1000		Chief Timekeeper		
Weather		Issued At:			
Track					



MCUI Ulster
Centre Timing
powered by
e-Laps timing software

www.elaps-timing.com



KDM HIRE COOKSTOWN 100

SUPERSPORT

Orritor 2.100 miles


R7: Cookstown District Council Supersport A

26/04/2014 13:00

Race (8 Laps)

RACE 7 - SUPERSPORT A

11	26 A	22 B	
10	4 A	152 B	63 C
9	61 A	93 B	104 C
8			
7	33 A	72 B	
6	122 A	96 B	73 C
5	44 A	97 B	71 C
4			
3	36 A		
2	65 A	56 B	3 C
1	86 A POLE POSITION	82 B	6 C



KDM HIRE COOKSTOWN 100

SUPERSPORT

Orritor 2.100 miles

R14: The Royal Hotel Supersport Invitation

25/04/2014 20:20

Race (8 Laps)

RACE 14 - SUPERSPORT INVITATION

10	55 A	41 B	52 C	
9	22 A	31 B	119 C	C
8				
7	4 A	26 B		
6	96 A	73 B	93 C	
5	97 A	71 B	122 C	B
4				
3	44 A			
2	65 A	3 B	36 C	
1	86 A	82 B	6 C	A

POLE POSITION



KDM HIRE COOKSTOWN 100

SUPERSPORT

Race 7 - Cookstown District Council Supersport A

Saturday, 26 April 2014



Pos	Class	No	Name	Machine / Sponsor	Gp	Laps	Total Time	Behind	Speed	-----Best Lap-----		
										Time	Speed	On
Race Classification												
1	SSPR	3	Michael DUNLOP	Honda - MD Racing	a	8	11:39.894		86.413	1:25.296	88.633	8
2	SSPR	86	Derek McGEE	Yamaha	a	8	11:41.370	1.476	86.231	1:26.253	87.649	7
3	SSPR	82	Derek SHEILS	Yamaha - CD-IC Racing	a	8	11:41.534	1.640	86.211	1:26.221	87.682	7
4	SSPR	6	William DUNLOP	Suzuki - Tyco Suzuki by TAS Racing	a	8	11:42.159	2.265	86.134	1:26.739	87.158	8
5	SSPR	4	Dan KNEEN	Honda - Cookstown BE Racing	c	8	11:46.373	6.479	85.620	1:26.890	87.007	7
6	SSPR	44	Jamie HAMILTON	Honda - Wilson Craig Racing	b	8	11:48.312	8.418	85.386	1:27.118	86.779	7
7	SSPR	73	James KELLY	Yamaha - Lifewest	b	8	11:51.618	11.724	84.989	1:27.461	86.439	8
8	SSPR	97	Seamus ELLIOTT	Yamaha - D & G W Racing	b	8	11:54.355	14.461	84.664	1:28.009	85.900	8
9	SSPR	56	Sam WILSON	Yamaha - NJT Racing	a	8	11:54.924	15.030	84.596	1:28.389	85.531	4
10	SSPR	65	Michael SWEENEY	Yamaha - Tracblast	a	8	11:55.227	15.333	84.561	1:28.171	85.742	5
11	SSPR	72	Connor BEHAN	Kawasaki - KMR / SGS International	b	8	11:55.592	15.698	84.517	1:28.275	85.641	4
12	SSPR	71	Davy MORGAN	Yamaha - CSC Racing	b	8	11:59.965	20.071	84.004	1:28.532	85.393	8
13	SSPR	33	Mark HANNA	Triumph 675 - Roy Hanna Motors	b	8	12:00.411	20.517	83.952	1:28.596	85.331	6
14	SSPR	96	Andy FARRELL	Kawasaki - Full Factory winnerswear	b	8	12:01.160	21.266	83.865	1:28.434	85.487	6
15	SSPR	152	James COWTON	Honda	c	8	12:04.643	24.749	83.462	1:29.153	84.798	4
16	SSPR	122	Alan BONNER	Yamaha - Das Trans	b	8	12:04.784	24.890	83.446	1:28.986	84.957	5
17	SSPR	61	John WALSH	Yamaha - OD Racing	c	8	12:10.934	31.040	82.743	1:29.707	84.274	3
18	SSPR	104	Daley MATHISON	Suzuki - Hol-Taj	c	8	12:13.225	33.331	82.485	1:30.073	83.932	6
19	SSPR	93	Paul CRANSTON	Honda - P & J Fuel Haulage	c	8	12:13.328	33.434	82.473	1:30.139	83.870	8
20	SSPR	63	Tom ROBINSON	Kawasaki	c	8	12:16.232	36.338	82.148	1:30.792	83.267	6
21	SSPR	26	Dennis BOOTH	Yamaha	c	8	12:23.326	43.432	81.364	1:31.509	82.615	6
22	SSPR	22	Stephen McILVENNA	Yamaha	c	8	12:23.683	43.789	81.325	1:31.415	82.700	6

Fastest Lap


SSPR	3	Michael DUNLOP	Honda - MD Racing	a						1:25.296	88.633	8
------	---	----------------	-------------------	---	--	--	--	--	--	----------	--------	---

Not Classified

DNF	SSPR	36	Michael PEARSON	Kawasaki - NEI Kawasaki by Hotties	a	2	3:01.989	6 Laps	83.082	1:28.893	85.046	2
------------	------	----	-----------------	------------------------------------	---	---	----------	--------	--------	----------	--------	---

Provisional result to be confirmed by the Stewards of the Meeting subject to completion of technical inspections & the time limit for protests

Page 1 / 1

Circuit	Orritor	Signed	 Chief Timekeeper	Organising Club	Cookstown & District MCC
Length(miles)	2.1000	Issued At:	14:31	Race Started	14:17
Weather	Sunny	Gp Time Diff - b 14.66 / c 28.74			
Track	Dry				


KDM HIRE COOKSTOWN 100

SUPERSPORT

Race 7 - Cookstown District Council Supersport A

Saturday, 26 April 2014

DETAILED RESULT



Race Classification

1 3 Michael DUNLOP

Total Time **11:39.894** Avg Speed **86.413** Behind
Best Time **1:25.296** Best Speed **88.633** On **8** Gp **a**

Lap	Elapsed Time	Lap Time	Lap Speed
1	1:34.632	1:34.632	79.888
2	3:01.876	1:27.244	86.654
3	4:27.960	1:26.084	87.821
4	5:54.897	1:26.937	86.960
5	7:21.690	1:26.793	87.104
6	8:48.604	1:26.914	86.983
7	10:14.598	1:25.994	87.913
8	11:39.894	1:25.296	88.633

2 86 Derek McGEE

Total Time **11:41.370** Avg Speed **86.231** Behind **1.476**
Best Time **1:26.253** Best Speed **87.649** On **7** Gp **a**

Lap	Elapsed Time	Lap Time	Lap Speed
1	1:31.857	1:31.857	82.302
2	3:00.369	1:28.512	85.412
3	4:27.384	1:27.015	86.882
4	5:54.178	1:26.794	87.103
5	7:21.052	1:26.874	87.023
6	8:48.100	1:27.048	86.849
7	10:14.353	1:26.253	87.649
8	11:41.370	1:27.017	86.880

3 82 Derek SHEILS

Total Time **11:41.534** Avg Speed **86.211** Behind **1.640**
Best Time **1:26.221** Best Speed **87.682** On **7** Gp **a**

Lap	Elapsed Time	Lap Time	Lap Speed
1	1:32.229	1:32.229	81.970
2	2:59.667	1:27.438	86.461
3	4:26.882	1:27.215	86.682
4	5:53.889	1:27.007	86.890
5	7:21.256	1:27.367	86.532
6	8:48.247	1:26.991	86.906
7	10:14.468	1:26.221	87.682
8	11:41.534	1:27.066	86.831

Race Classification

4 6 William DUNLOP

Total Time **11:42.159** Avg Speed **86.134** Behind **2.265**
Best Time **1:26.739** Best Speed **87.158** On **8** Gp **a**

Lap	Elapsed Time	Lap Time	Lap Speed
1	1:32.625	1:32.625	81.619
2	2:59.856	1:27.231	86.666
3	4:27.767	1:27.911	85.996
4	5:54.649	1:26.882	87.015
5	7:21.562	1:26.913	86.984
6	8:48.488	1:26.926	86.971
7	10:15.420	1:26.932	86.965
8	11:42.159	1:26.739	87.158

5 4 Dan KNEEN

Total Time **11:46.373** Avg Speed **85.620** Behind **6.479**
Best Time **1:26.890** Best Speed **87.007** On **7** Gp **c**

Lap	Elapsed Time	Lap Time	Lap Speed
1	1:33.758	1:33.758	80.633
2	3:01.697	1:27.939	85.969
3	4:29.462	1:27.765	86.139
4	5:56.873	1:27.411	86.488
5	7:24.295	1:27.422	86.477
6	8:51.715	1:27.420	86.479
7	10:18.605	1:26.890	87.007
8	11:46.373	1:27.768	86.136

6 44 Jamie HAMILTON

Total Time **11:48.312** Avg Speed **85.386** Behind **8.418**
Best Time **1:27.118** Best Speed **86.779** On **7** Gp **b**

Lap	Elapsed Time	Lap Time	Lap Speed
1	1:34.364	1:34.364	80.115
2	3:02.226	1:27.862	86.044
3	4:29.973	1:27.747	86.157
4	5:57.939	1:27.966	85.942
5	7:25.765	1:27.826	86.079
6	8:53.557	1:27.792	86.113
7	10:20.675	1:27.118	86.779
8	11:48.312	1:27.637	86.265



MCUI Ulster
Centre Timing
powered by
e-Laps timing software

www.elaps-timing.com




KDM HIRE COOKSTOWN 100

SUPERSPORT

Race 7 - Cookstown District Council Supersport A

Saturday, 26 April 2014

DETAILED RESULT



Race Classification

7 73 James KELLY

Total Time **11:51.618** Avg Speed **84.989** Behind **11.724**
Best Time **1:27.461** Best Speed **86.439** On **8** Gp **b**

Lap	Elapsed Time	Lap Time	Lap Speed
1	1:35.267	1:35.267	79.356
2	3:03.426	1:28.159	85.754
3	4:31.047	1:27.621	86.281
4	5:59.033	1:27.986	85.923
5	7:27.357	1:28.324	85.594
6	8:56.044	1:28.687	85.244
7	10:24.157	1:28.113	85.799
8	11:51.618	1:27.461	86.439

8 97 Seamus ELLIOTT

Total Time **11:54.355** Avg Speed **84.664** Behind **14.461**
Best Time **1:28.009** Best Speed **85.900** On **8** Gp **b**

Lap	Elapsed Time	Lap Time	Lap Speed
1	1:35.047	1:35.047	79.540
2	3:04.833	1:29.786	84.200
3	4:32.926	1:28.093	85.818
4	6:01.077	1:28.151	85.762
5	7:29.231	1:28.154	85.759
6	8:57.693	1:28.462	85.460
7	10:26.346	1:28.653	85.276
8	11:54.355	1:28.009	85.900

9 56 Sam WILSON

Total Time **11:54.924** Avg Speed **84.596** Behind **15.030**
Best Time **1:28.389** Best Speed **85.531** On **4** Gp **a**

Lap	Elapsed Time	Lap Time	Lap Speed
1	1:34.370	1:34.370	80.110
2	3:03.403	1:29.033	84.912
3	4:31.836	1:28.433	85.488
4	6:00.225	1:28.389	85.531
5	7:28.699	1:28.474	85.449
6	8:57.179	1:28.480	85.443
7	10:25.971	1:28.792	85.143
8	11:54.924	1:28.953	84.989

Race Classification

10 65 Michael SWEENEY

Total Time **11:55.227** Avg Speed **84.561** Behind **15.333**
Best Time **1:28.171** Best Speed **85.742** On **5** Gp **a**

Lap	Elapsed Time	Lap Time	Lap Speed
1	1:33.537	1:33.537	80.824
2	3:02.324	1:28.787	85.148
3	4:33.302	1:30.978	83.097
4	6:01.703	1:28.401	85.519
5	7:29.874	1:28.171	85.742
6	8:58.077	1:28.203	85.711
7	10:26.440	1:28.363	85.556
8	11:55.227	1:28.787	85.148

11 72 Connor BEHAN

Total Time **11:55.592** Avg Speed **84.517** Behind **15.698**
Best Time **1:28.275** Best Speed **85.641** On **4** Gp **b**

Lap	Elapsed Time	Lap Time	Lap Speed
1	1:34.081	1:34.081	80.356
2	3:03.086	1:29.005	84.939
3	4:31.859	1:28.773	85.161
4	6:00.134	1:28.275	85.641
5	7:28.574	1:28.440	85.482
6	8:57.305	1:28.731	85.201
7	10:26.160	1:28.855	85.082
8	11:55.592	1:29.432	84.534

12 71 Davy MORGAN

Total Time **11:59.965** Avg Speed **84.004** Behind **20.071**
Best Time **1:28.532** Best Speed **85.393** On **8** Gp **b**

Lap	Elapsed Time	Lap Time	Lap Speed
1	1:37.147	1:37.147	77.820
2	3:06.706	1:29.559	84.414
3	4:35.733	1:29.027	84.918
4	6:05.230	1:29.497	84.472
5	7:33.842	1:28.612	85.316
6	9:02.775	1:28.933	85.008
7	10:31.433	1:28.658	85.271
8	11:59.965	1:28.532	85.393



MCUI Ulster
Centre Timing
powered by
e-Laps timing software

www.elaps-timing.com




KDM HIRE COOKSTOWN 100

SUPERSPORT

Race 7 - Cookstown District Council Supersport A

Saturday, 26 April 2014

DETAILED RESULT



Race Classification

13 33 Mark HANNA

Total Time **12:00.411** Avg Speed **83.952** Behind **20.517**
Best Time **1:28.596** Best Speed **85.331** On **6** Gp **b**

Lap	Elapsed Time	Lap Time	Lap Speed
1	1:36.531	1:36.531	78.317
2	3:07.875	1:31.344	82.764
3	4:36.673	1:28.798	85.137
4	6:05.620	1:28.947	84.994
5	7:34.325	1:28.705	85.226
6	9:02.921	1:28.596	85.331
7	10:31.604	1:28.683	85.247
8	12:00.411	1:28.807	85.128

14 96 Andy FARRELL

Total Time **12:01.160** Avg Speed **83.865** Behind **21.266**
Best Time **1:28.434** Best Speed **85.487** On **6** Gp **b**

Lap	Elapsed Time	Lap Time	Lap Speed
1	1:36.728	1:36.728	78.157
2	3:07.196	1:30.468	83.565
3	4:37.479	1:30.283	83.737
4	6:06.031	1:28.552	85.374
5	7:34.863	1:28.832	85.104
6	9:03.297	1:28.434	85.487
7	10:32.472	1:29.175	84.777
8	12:01.160	1:28.688	85.243

15 152 James COWTON

Total Time **12:04.643** Avg Speed **83.462** Behind **24.749**
Best Time **1:29.153** Best Speed **84.798** On **4** Gp **c**

Lap	Elapsed Time	Lap Time	Lap Speed
1	1:35.239	1:35.239	79.379
2	3:05.625	1:30.386	83.641
3	4:35.066	1:29.441	84.525
4	6:04.219	1:29.153	84.798
5	7:34.763	1:30.544	83.495
6	9:04.549	1:29.786	84.200
7	10:35.217	1:30.668	83.381
8	12:04.643	1:29.426	84.539

Race Classification

16 122 Alan BONNER

Total Time **12:04.784** Avg Speed **83.446** Behind **24.890**
Best Time **1:28.986** Best Speed **84.957** On **5** Gp **b**

Lap	Elapsed Time	Lap Time	Lap Speed
1	1:37.348	1:37.348	77.660
2	3:07.399	1:30.051	83.952
3	4:37.638	1:30.239	83.778
4	6:06.778	1:29.140	84.810
5	7:35.764	1:28.986	84.957
6	9:05.394	1:29.630	84.347
7	10:35.792	1:30.398	83.630
8	12:04.784	1:28.992	84.951

17 61 John WALSH

Total Time **12:10.934** Avg Speed **82.743** Behind **31.040**
Best Time **1:29.707** Best Speed **84.274** On **3** Gp **c**

Lap	Elapsed Time	Lap Time	Lap Speed
1	1:37.604	1:37.604	77.456
2	3:09.463	1:31.859	82.300
3	4:39.170	1:29.707	84.274
4	6:09.334	1:30.164	83.847
5	7:39.824	1:30.490	83.545
6	9:09.868	1:30.044	83.959
7	10:40.244	1:30.376	83.651
8	12:10.934	1:30.690	83.361

18 104 Daley MATHISON

Total Time **12:13.225** Avg Speed **82.485** Behind **33.331**
Best Time **1:30.073** Best Speed **83.932** On **6** Gp **c**


Lap	Elapsed Time	Lap Time	Lap Speed
1	1:37.232	1:37.232	77.752
2	3:09.344	1:32.112	82.074
3	4:40.738	1:31.394	82.719
4	6:11.900	1:31.162	82.929
5	7:42.403	1:30.503	83.533
6	9:12.476	1:30.073	83.932
7	10:42.692	1:30.216	83.799
8	12:13.225	1:30.533	83.505



MCUI Ulster
Centre Timing
powered by
e-Laps timing software

www.elaps-timing.com





Race Classification

19 **93 Paul CRANSTON**

Total Time **12:13.328** Avg Speed **82.473** Behind **33.434**
 Best Time **1:30.139** Best Speed **83.870** On **8** Gp **c**

Lap	Elapsed Time	Lap Time	Lap Speed
1	1:39.013	1:39.013	76.354
2	3:10.761	1:31.748	82.400
3	4:41.728	1:30.967	83.107
4	6:12.302	1:30.574	83.468
5	7:42.566	1:30.264	83.754
6	9:12.888	1:30.322	83.701
7	10:43.189	1:30.301	83.720
8	12:13.328	1:30.139	83.870

20 **63 Tom ROBINSON**

Total Time **12:16.232** Avg Speed **82.148** Behind **36.338**
 Best Time **1:30.792** Best Speed **83.267** On **6** Gp **c**

Lap	Elapsed Time	Lap Time	Lap Speed
1	1:37.398	1:37.398	77.620
2	3:09.983	1:32.585	81.655
3	4:40.930	1:30.947	83.125
4	6:12.115	1:31.185	82.908
5	7:43.371	1:31.256	82.844
6	9:14.163	1:30.792	83.267
7	10:45.137	1:30.974	83.101
8	12:16.232	1:31.095	82.990

21 **26 Dennis BOOTH**

Total Time **12:23.326** Avg Speed **81.364** Behind **43.432**
 Best Time **1:31.509** Best Speed **82.615** On **6** Gp **c**

Lap	Elapsed Time	Lap Time	Lap Speed
1	1:38.744	1:38.744	76.562
2	3:10.593	1:31.849	82.309
3	4:43.584	1:32.991	81.298
4	6:15.617	1:32.033	82.144
5	7:47.559	1:31.942	82.226
6	9:19.068	1:31.509	82.615
7	10:51.274	1:32.206	81.990
8	12:23.326	1:32.052	82.127

Race Classification

22 **22 Stephen McILVENNA**

Total Time **12:23.683** Avg Speed **81.325** Behind **43.789**
 Best Time **1:31.415** Best Speed **82.700** On **6** Gp **c**

Lap	Elapsed Time	Lap Time	Lap Speed
1	1:39.465	1:39.465	76.007
2	3:11.222	1:31.757	82.392
3	4:43.897	1:32.675	81.575
4	6:15.873	1:31.976	82.195
5	7:47.956	1:32.083	82.100
6	9:19.371	1:31.415	82.700
7	10:51.505	1:32.134	82.054
8	12:23.683	1:32.178	82.015

Not Classified

DNF **36 Michael PEARSON**

Total Time **3:01.989** Avg Speed **83.082** Behind **6 Laps**
 Best Time **1:28.893** Best Speed **85.046** On **2** Gp **a**


Lap	Elapsed Time	Lap Time	Lap Speed
1	1:33.096	1:33.096	81.206
2	3:01.989	1:28.893	85.046

KDM HIRE COOKSTOWN 100

SUPERSPORT


Race 7 - Cookstown District Council Supersport A

LAP CHART



1					2					4				
No	Name	G	Elapsed Time	Lap Time	No	Name	G	Elapsed Time	Lap Time	No	Name	G	Elapsed Time	Lap Time
86	Derek McGEE	a	1:31.857	1:31.857	82	Derek SHEILS	a	2:59.667	1:27.438	82	Derek SHEILS	a	5:53.889	1:27.007
82	Derek SHEILS	a	1:32.229	1:32.229	6	William DUNLOP	a	2:59.856	1:27.231	86	Derek McGEE	a	5:54.178	1:26.794
6	William DUNLOP	a	1:32.625	1:32.625	86	Derek McGEE	a	3:00.369	1:28.512	6	William DUNLOP	a	5:54.649	1:26.882
36	Michael PEARSON	a	1:33.096	1:33.096	4	Dan KNEEN	c	3:01.697	1:27.939	3	Michael DUNLOP	a	5:54.897	1:26.937
65	Michael SWEENEY	a	1:33.537	1:33.537	3	Michael DUNLOP	a	3:01.876	1:27.244	4	Dan KNEEN	c	5:56.873	1:27.411
4	Dan KNEEN	c	1:33.758	1:33.758	36	Michael PEARSON	a	3:01.989	1:28.893	44	Jamie HAMILTON	b	5:57.939	1:27.966
72	Connor BEHAN	b	1:34.081	1:34.081	44	Jamie HAMILTON	b	3:02.226	1:27.862	73	James KELLY	b	5:59.033	1:27.986
44	Jamie HAMILTON	b	1:34.364	1:34.364	65	Michael SWEENEY	a	3:02.324	1:28.787	72	Connor BEHAN	b	6:00.134	1:28.275
56	Sam WILSON	a	1:34.370	1:34.370	72	Connor BEHAN	b	3:03.086	1:29.005	56	Sam WILSON	a	6:00.225	1:28.389
3	Michael DUNLOP	a	1:34.632	1:34.632	56	Sam WILSON	a	3:03.403	1:29.033	97	Seamus ELLIOTT	b	6:01.077	1:28.151
97	Seamus ELLIOTT	b	1:35.047	1:35.047	73	James KELLY	b	3:03.426	1:28.159	65	Michael SWEENEY	a	6:01.703	1:28.401
152	James COWTON	c	1:35.239	1:35.239	97	Seamus ELLIOTT	b	3:04.833	1:29.786	152	James COWTON	c	6:04.219	1:29.153
73	James KELLY	b	1:35.267	1:35.267	152	James COWTON	c	3:05.625	1:30.386	71	Davy MORGAN	b	6:05.230	1:29.497
33	Mark HANNA	b	1:36.531	1:36.531	71	Davy MORGAN	b	3:06.706	1:29.559	33	Mark HANNA	b	6:05.620	1:28.947
96	Andy FARRELL	b	1:36.728	1:36.728	96	Andy FARRELL	b	3:07.196	1:30.468	96	Andy FARRELL	b	6:06.031	1:28.552
71	Davy MORGAN	b	1:37.147	1:37.147	122	Alan BONNER	b	3:07.399	1:30.051	122	Alan BONNER	b	6:06.778	1:29.140
104	Daley MATHISON	c	1:37.232	1:37.232	33	Mark HANNA	b	3:07.875	1:31.344	61	John WALSH	c	6:09.334	1:30.164
122	Alan BONNER	b	1:37.348	1:37.348	104	Daley MATHISON	c	3:09.344	1:32.112	104	Daley MATHISON	c	6:11.900	1:31.162
63	Tom ROBINSON	c	1:37.398	1:37.398	61	John WALSH	c	3:09.463	1:31.859	63	Tom ROBINSON	c	6:12.115	1:31.185
61	John WALSH	c	1:37.604	1:37.604	63	Tom ROBINSON	c	3:09.983	1:32.585	93	Paul CRANSTON	c	6:12.302	1:30.574
26	Dennis BOOTH	c	1:38.744	1:38.744	26	Dennis BOOTH	c	3:10.593	1:31.849	26	Dennis BOOTH	c	6:15.617	1:32.033
93	Paul CRANSTON	c	1:39.013	1:39.013	93	Paul CRANSTON	c	3:10.761	1:31.748	22	Stephen McILVENNA	c	6:15.873	1:31.976
22	Stephen McILVENNA	c	1:39.465	1:39.465	22	Stephen McILVENNA	c	3:11.222	1:31.757					

3					5				
No	Name	G	Elapsed Time	Lap Time	No	Name	G	Elapsed Time	Lap Time
82	Derek SHEILS	a	4:26.882	1:27.215	86	Derek McGEE	a	7:21.052	1:26.874
86	Derek McGEE	a	4:27.384	1:27.015	82	Derek SHEILS	a	7:21.256	1:27.367
6	William DUNLOP	a	4:27.767	1:27.911	6	William DUNLOP	a	7:21.562	1:26.913
3	Michael DUNLOP	a	4:27.960	1:26.084	3	Michael DUNLOP	a	7:21.690	1:26.793
4	Dan KNEEN	c	4:29.462	1:27.765	4	Dan KNEEN	c	7:24.295	1:27.422
44	Jamie HAMILTON	b	4:29.973	1:27.747	44	Jamie HAMILTON	b	7:25.765	1:27.826
73	James KELLY	b	4:31.047	1:27.621	73	James KELLY	b	7:27.357	1:28.324
56	Sam WILSON	a	4:31.836	1:28.433	72	Connor BEHAN	b	7:28.574	1:28.440
72	Connor BEHAN	b	4:31.859	1:28.773	56	Sam WILSON	a	7:28.699	1:28.474
97	Seamus ELLIOTT	b	4:32.926	1:28.093	97	Seamus ELLIOTT	b	7:29.231	1:28.154
65	Michael SWEENEY	a	4:33.302	1:30.978	65	Michael SWEENEY	a	7:29.874	1:28.171
152	James COWTON	c	4:35.066	1:29.441	71	Davy MORGAN	b	7:33.842	1:28.612
71	Davy MORGAN	b	4:35.733	1:29.027	33	Mark HANNA	b	7:34.325	1:28.705
33	Mark HANNA	b	4:36.673	1:28.798	152	James COWTON	c	7:34.763	1:30.544
96	Andy FARRELL	b	4:37.479	1:30.283	96	Andy FARRELL	b	7:34.863	1:28.832
122	Alan BONNER	b	4:37.638	1:30.239	122	Alan BONNER	b	7:35.764	1:28.986
61	John WALSH	c	4:39.170	1:29.707	61	John WALSH	c	7:39.824	1:30.490
104	Daley MATHISON	c	4:40.738	1:31.394	104	Daley MATHISON	c	7:42.403	1:30.503
63	Tom ROBINSON	c	4:40.930	1:30.947	93	Paul CRANSTON	c	7:42.566	1:30.264
93	Paul CRANSTON	c	4:41.728	1:30.967	63	Tom ROBINSON	c	7:43.371	1:31.256
26	Dennis BOOTH	c	4:43.584	1:32.991	26	Dennis BOOTH	c	7:47.559	1:31.942
22	Stephen McILVENNA	c	4:43.897	1:32.675	22	Stephen McILVENNA	c	7:47.956	1:32.083



6

No	Name	G	Elapsed Time	Lap Time
86	Derek McGEE	a	8:48.100	1:27.048
82	Derek SHEILS	a	8:48.247	1:26.991
6	William DUNLOP	a	8:48.488	1:26.926
3	Michael DUNLOP	a	8:48.604	1:26.914
4	Dan KNEEN	c	8:51.715	1:27.420
44	Jamie HAMILTON	b	8:53.557	1:27.792
73	James KELLY	b	8:56.044	1:28.687
56	Sam WILSON	a	8:57.179	1:28.480
72	Connor BEHAN	b	8:57.305	1:28.731
97	Seamus ELLIOTT	b	8:57.693	1:28.462
65	Michael SWEENEY	a	8:58.077	1:28.203
71	Davy MORGAN	b	9:02.775	1:28.933
33	Mark HANNA	b	9:02.921	1:28.596
96	Andy FARRELL	b	9:03.297	1:28.434
152	James COWTON	c	9:04.549	1:29.786
122	Alan BONNER	b	9:05.394	1:29.630
61	John WALSH	c	9:09.868	1:30.044
104	Daley MATHISON	c	9:12.476	1:30.073
93	Paul CRANSTON	c	9:12.888	1:30.322
63	Tom ROBINSON	c	9:14.163	1:30.792
26	Dennis BOOTH	c	9:19.068	1:31.509
22	Stephen McILVENNA	c	9:19.371	1:31.415

8

No	Name	G	Elapsed Time	Lap Time
3	Michael DUNLOP	a	11:39.894	1:25.296
86	Derek McGEE	a	11:41.370	1:27.017
82	Derek SHEILS	a	11:41.534	1:27.066
6	William DUNLOP	a	11:42.159	1:26.739
4	Dan KNEEN	c	11:46.373	1:27.768
44	Jamie HAMILTON	b	11:48.312	1:27.637
73	James KELLY	b	11:51.618	1:27.461
97	Seamus ELLIOTT	b	11:54.355	1:28.009
56	Sam WILSON	a	11:54.924	1:28.953
65	Michael SWEENEY	a	11:55.227	1:28.787
72	Connor BEHAN	b	11:55.592	1:29.432
71	Davy MORGAN	b	11:59.965	1:28.532
33	Mark HANNA	b	12:00.411	1:28.807
96	Andy FARRELL	b	12:01.160	1:28.688
152	James COWTON	c	12:04.643	1:29.426
122	Alan BONNER	b	12:04.784	1:28.992
61	John WALSH	c	12:10.934	1:30.690
104	Daley MATHISON	c	12:13.225	1:30.533
93	Paul CRANSTON	c	12:13.328	1:30.139
63	Tom ROBINSON	c	12:16.232	1:31.095
26	Dennis BOOTH	c	12:23.326	1:32.052
22	Stephen McILVENNA	c	12:23.683	1:32.178

7

No	Name	G	Elapsed Time	Lap Time
86	Derek McGEE	a	10:14.353	1:26.253
82	Derek SHEILS	a	10:14.468	1:26.221
3	Michael DUNLOP	a	10:14.598	1:25.994
6	William DUNLOP	a	10:15.420	1:26.932
4	Dan KNEEN	c	10:18.605	1:26.890
44	Jamie HAMILTON	b	10:20.675	1:27.118
73	James KELLY	b	10:24.157	1:28.113
56	Sam WILSON	a	10:25.971	1:28.792
72	Connor BEHAN	b	10:26.160	1:28.855
97	Seamus ELLIOTT	b	10:26.346	1:28.653
65	Michael SWEENEY	a	10:26.440	1:28.363
71	Davy MORGAN	b	10:31.433	1:28.658
33	Mark HANNA	b	10:31.604	1:28.683
96	Andy FARRELL	b	10:32.472	1:29.175
152	James COWTON	c	10:35.217	1:30.668
122	Alan BONNER	b	10:35.792	1:30.398
61	John WALSH	c	10:40.244	1:30.376
104	Daley MATHISON	c	10:42.692	1:30.216
93	Paul CRANSTON	c	10:43.189	1:30.301
63	Tom ROBINSON	c	10:45.137	1:30.974
26	Dennis BOOTH	c	10:51.274	1:32.206
22	Stephen McILVENNA	c	10:51.505	1:32.134

KDM HIRE COOKSTOWN 100

SUPERSPORT

Race 14 - The Royal Hotel Supersport Invitation

Friday, 25 April 2014




Pos	Class	No	Name	Machine / Sponsor	Gp	Laps	Total Time	Behind	Speed	-----Best Lap-----		
										Time	Speed	On
Race Classification												
1	SSPR	82	Derek SHEILS	Yamaha - CD-IC Racing	a	8	11:45.059		85.780	1:26.987	86.910	8
2	SSPR	86	Derek McGEE	Yamaha	a	8	11:45.343	0.284	85.746	1:26.566	87.332	6
3	SSPR	6	William DUNLOP	Suzuki - Tyco Suzuki by TAS Racing	a	8	11:47.244	2.185	85.515	1:27.071	86.826	8
4	SSPR	3	Michael DUNLOP	Honda - MD Racing	a	8	11:47.424	2.365	85.493	1:27.132	86.765	8
5	SSPR	65	Michael SWEENEY	Yamaha - Tracblast	a	8	11:49.126	4.067	85.288	1:26.916	86.981	8
6	SSPR	36	Michael PEARSON	Kawasaki - NEI Kawasaki by Hotties	a	8	11:52.200	7.141	84.920	1:27.827	86.078	3
7	SSPR	44	Jamie HAMILTON	Honda - Wilson Craig Racing	a	8	11:55.652	10.593	84.510	1:27.457	86.442	6
8	SSPR	4	Dan KNEEN	Honda - Cookstown BE Racing	b	8	12:04.222	19.163	83.510	1:28.023	85.887	7
9	SSPR	97	Seamus ELLIOTT	Yamaha - D & G W Racing	b	8	12:05.431	20.372	83.371	1:28.928	85.013	8
10	SSPR	71	Davy MORGAN	Yamaha - CSC Racing	b	8	12:08.395	23.336	83.032	1:29.216	84.738	6
11	SSPR	56	Sam WILSON	Yamaha - NJT Racing	c	8	12:09.131	24.072	82.948	1:29.578	84.396	5
12	SSPR	96	Andy FARRELL	Kawasaki - Full Factory winnerswear	b	8	12:09.259	24.200	82.933	1:29.635	84.342	6
13	SSPR	73	James KELLY	Yamaha - Lifewest	b	8	12:10.110	25.051	82.837	1:29.896	84.097	6
14	SSPR	93	Paul CRANSTON	Honda - P & J Fuel Haulage	b	8	12:16.595	31.536	82.108	1:30.821	83.241	5
15	SSPR	31	Shaun ANDERSON	Suzuki - Doons Stores	c	8	12:24.135	39.076	81.276	1:31.237	82.861	7
16	SSPR	119	Dave HEWSON	Yamaha - Obsession Engineering	c	8	12:24.964	39.905	81.185	1:31.420	82.695	7
17	SSPR	26	Dennis BOOTH	Yamaha	b	8	12:25.226	40.167	81.157	1:31.016	83.062	3
18	SSPR	122	Alan BONNER	Yamaha - Das Trans	b	8	12:33.249	48.190	80.292	1:28.779	85.155	7
19	SSPR	55	Scott CAMPBELL	Yamaha - Ian Bell Motorcycles	c	8	12:41.634	56.575	79.408	1:33.448	80.901	8
20	SSPR	22	Stephen McILVENNA	Yamaha	c	8	12:41.786	56.727	79.392	1:33.470	80.882	8
21	SSPR	41	Nigel REA	Yamaha	c	7	11:34.788	1 Lap	76.167	1:37.066	77.885	7

Fastest Lap

SSPR	86	Derek McGEE	Yamaha	a						1:26.566	87.332	6
------	----	-------------	--------	---	--	--	--	--	--	----------	--------	---

Provisional result to be confirmed by the Stewards of the Meeting subject to completion of technical inspections & the time limit for protests

Page 1 / 1

Circuit	Orritor	Signed		Organising Club	Cookstown & District MCC
Length(miles)	2.1000		Chief Timekeeper	Race Started	18:03
Weather	Cloudy	Issued At:	18:20	Gp Time Diff - b 13.25 / c 27.69	
Track	Dry				



MCUI Ulster
Centre Timing
powered by
e-Laps timing software

www.elaps-timing.com



KDM HIRE COOKSTOWN 100

SUPERSPORT

Race 14 - The Royal Hotel Supersport Invitation

Friday, 25 April 2014

DETAILED RESULT



Race Classification

1 82 Derek SHEILS

Total Time **11:45.059** Avg Speed **85.780** Behind
Best Time **1:26.987** Best Speed **86.910** On **8** Gp **a**

Lap	Elapsed Time	Lap Time	Lap Speed
1	1:32.860	1:32.860	81.413
2	3:00.581	1:27.721	86.182
3	4:28.257	1:27.676	86.227
4	5:56.133	1:27.876	86.030
5	7:23.644	1:27.511	86.389
6	8:50.681	1:27.037	86.860
7	10:18.072	1:27.391	86.508
8	11:45.059	1:26.987	86.910

2 86 Derek McGEE

Total Time **11:45.343** Avg Speed **85.746** Behind **0.284**
Best Time **1:26.566** Best Speed **87.332** On **6** Gp **a**

Lap	Elapsed Time	Lap Time	Lap Speed
1	1:33.581	1:33.581	80.786
2	3:01.234	1:27.653	86.249
3	4:28.537	1:27.303	86.595
4	5:56.500	1:27.963	85.945
5	7:23.796	1:27.296	86.602
6	8:50.362	1:26.566	87.332
7	10:18.552	1:28.190	85.724
8	11:45.343	1:26.791	87.106

3 6 William DUNLOP

Total Time **11:47.244** Avg Speed **85.515** Behind **2.185**
Best Time **1:27.071** Best Speed **86.826** On **8** Gp **a**

Lap	Elapsed Time	Lap Time	Lap Speed
1	1:33.263	1:33.263	81.061
2	3:00.984	1:27.721	86.182
3	4:28.870	1:27.886	86.021
4	5:57.079	1:28.209	85.706
5	7:24.442	1:27.363	86.535
6	8:51.925	1:27.483	86.417
7	10:20.173	1:28.248	85.668
8	11:47.244	1:27.071	86.826

Race Classification

4 3 Michael DUNLOP

Total Time **11:47.424** Avg Speed **85.493** Behind **2.365**
Best Time **1:27.132** Best Speed **86.765** On **8** Gp **a**

Lap	Elapsed Time	Lap Time	Lap Speed
1	1:33.859	1:33.859	80.546
2	3:01.488	1:27.629	86.273
3	4:29.002	1:27.514	86.386
4	5:57.190	1:28.188	85.726
5	7:24.559	1:27.369	86.530
6	8:52.036	1:27.477	86.423
7	10:20.292	1:28.256	85.660
8	11:47.424	1:27.132	86.765

5 65 Michael SWEENEY

Total Time **11:49.126** Avg Speed **85.288** Behind **4.067**
Best Time **1:26.916** Best Speed **86.981** On **8** Gp **a**

Lap	Elapsed Time	Lap Time	Lap Speed
1	1:35.954	1:35.954	78.788
2	3:03.563	1:27.609	86.293
3	4:31.856	1:28.293	85.624
4	5:59.425	1:27.569	86.332
5	7:27.494	1:28.069	85.842
6	8:55.090	1:27.596	86.305
7	10:22.210	1:27.120	86.777
8	11:49.126	1:26.916	86.981

6 36 Michael PEARSON

Total Time **11:52.200** Avg Speed **84.920** Behind **7.141**
Best Time **1:27.827** Best Speed **86.078** On **3** Gp **a**


Lap	Elapsed Time	Lap Time	Lap Speed
1	1:34.285	1:34.285	80.182
2	3:02.473	1:28.188	85.726
3	4:30.300	1:27.827	86.078
4	5:58.754	1:28.454	85.468
5	7:27.218	1:28.464	85.458
6	8:55.742	1:28.524	85.401
7	10:24.152	1:28.410	85.511
8	11:52.200	1:28.048	85.862



MCUI Ulster
Centre Timing
powered by
e-Laps timing software

www.elaps-timing.com





Race Classification

7 44 Jamie HAMILTON

Total Time **11:55.652** Avg Speed **84.510** Behind **10.593**
 Best Time **1:27.457** Best Speed **86.442** On **6** Gp **a**

Lap	Elapsed Time	Lap Time	Lap Speed
1	1:35.764	1:35.764	78.944
2	3:05.254	1:29.490	84.479
3	4:34.556	1:29.302	84.657
4	6:03.081	1:28.525	85.400
5	7:31.462	1:28.381	85.539
6	8:58.919	1:27.457	86.442
7	10:26.840	1:27.921	85.986
8	11:55.652	1:28.812	85.124

8 4 Dan KNEEN

Total Time **12:04.222** Avg Speed **83.510** Behind **19.163**
 Best Time **1:28.023** Best Speed **85.887** On **7** Gp **b**

Lap	Elapsed Time	Lap Time	Lap Speed
1	1:37.721	1:37.721	77.363
2	3:07.098	1:29.377	84.586
3	4:37.483	1:30.385	83.642
4	6:07.572	1:30.089	83.917
5	7:37.520	1:29.948	84.049
6	9:06.627	1:29.107	84.842
7	10:34.650	1:28.023	85.887
8	12:04.222	1:29.572	84.401

9 97 Seamus ELLIOTT

Total Time **12:05.431** Avg Speed **83.371** Behind **20.372**
 Best Time **1:28.928** Best Speed **85.013** On **8** Gp **b**

Lap	Elapsed Time	Lap Time	Lap Speed
1	1:35.574	1:35.574	79.101
2	3:06.503	1:30.929	83.142
3	4:37.202	1:30.699	83.353
4	6:07.479	1:30.277	83.742
5	7:37.192	1:29.713	84.269
6	9:07.373	1:30.181	83.831
7	10:36.503	1:29.130	84.820
8	12:05.431	1:28.928	85.013

Race Classification

10 71 Davy MORGAN

Total Time **12:08.395** Avg Speed **83.032** Behind **23.336**
 Best Time **1:29.216** Best Speed **84.738** On **6** Gp **b**

Lap	Elapsed Time	Lap Time	Lap Speed
1	1:36.385	1:36.385	78.435
2	3:06.703	1:30.318	83.704
3	4:37.366	1:30.663	83.386
4	6:06.984	1:29.618	84.358
5	7:37.304	1:30.320	83.702
6	9:06.520	1:29.216	84.738
7	10:36.246	1:29.726	84.257
8	12:08.395	1:32.149	82.041

11 56 Sam WILSON

Total Time **12:09.131** Avg Speed **82.948** Behind **24.072**
 Best Time **1:29.578** Best Speed **84.396** On **5** Gp **c**

Lap	Elapsed Time	Lap Time	Lap Speed
1	1:36.070	1:36.070	78.693
2	3:06.731	1:30.661	83.388
3	4:36.981	1:30.250	83.767
4	6:07.258	1:30.277	83.742
5	7:36.836	1:29.578	84.396
6	9:07.168	1:30.332	83.691
7	10:38.454	1:31.286	82.817
8	12:09.131	1:30.677	83.373

12 96 Andy FARRELL

Total Time **12:09.259** Avg Speed **82.933** Behind **24.200**
 Best Time **1:29.635** Best Speed **84.342** On **6** Gp **b**

Lap	Elapsed Time	Lap Time	Lap Speed
1	1:35.814	1:35.814	78.903
2	3:05.853	1:30.039	83.964
3	4:37.000	1:31.147	82.943
4	6:08.350	1:31.350	82.759
5	7:38.341	1:29.991	84.008
6	9:07.976	1:29.635	84.342
7	10:38.966	1:30.990	83.086
8	12:09.259	1:30.293	83.727


KDM HIRE COOKSTOWN 100

SUPERSPORT

Race 14 - The Royal Hotel Supersport Invitation

Friday, 25 April 2014

DETAILED RESULT



Race Classification

13 73 James KELLY

Total Time **12:10.110** Avg Speed **82.837** Behind **25.051**
Best Time **1:29.896** Best Speed **84.097** On **6** Gp **b**

Lap	Elapsed Time	Lap Time	Lap Speed
1	1:37.599	1:37.599	77.460
2	3:08.498	1:30.899	83.169
3	4:38.550	1:30.052	83.951
4	6:09.104	1:30.554	83.486
5	7:39.083	1:29.979	84.020
6	9:08.979	1:29.896	84.097
7	10:39.656	1:30.677	83.373
8	12:10.110	1:30.454	83.578

14 93 Paul CRANSTON

Total Time **12:16.595** Avg Speed **82.108** Behind **31.536**
Best Time **1:30.821** Best Speed **83.241** On **5** Gp **b**

Lap	Elapsed Time	Lap Time	Lap Speed
1	1:38.236	1:38.236	76.958
2	3:09.193	1:30.957	83.116
3	4:40.393	1:31.200	82.895
4	6:11.580	1:31.187	82.907
5	7:42.401	1:30.821	83.241
6	9:14.011	1:31.610	82.524
7	10:45.358	1:31.347	82.761
8	12:16.595	1:31.237	82.861

15 31 Shaun ANDERSON

Total Time **12:24.135** Avg Speed **81.276** Behind **39.076**
Best Time **1:31.237** Best Speed **82.861** On **7** Gp **c**

Lap	Elapsed Time	Lap Time	Lap Speed
1	1:40.215	1:40.215	75.438
2	3:14.337	1:34.122	80.321
3	4:45.764	1:31.427	82.689
4	6:17.381	1:31.617	82.517
5	7:49.282	1:31.901	82.262
6	9:21.511	1:32.229	81.970
7	10:52.748	1:31.237	82.861
8	12:24.135	1:31.387	82.725

Race Classification

16 119 Dave HEWSON

Total Time **12:24.964** Avg Speed **81.185** Behind **39.905**
Best Time **1:31.420** Best Speed **82.695** On **7** Gp **c**

Lap	Elapsed Time	Lap Time	Lap Speed
1	1:40.047	1:40.047	75.564
2	3:12.276	1:32.229	81.970
3	4:44.639	1:32.363	81.851
4	6:17.012	1:32.373	81.842
5	7:49.048	1:32.036	82.142
6	9:21.146	1:32.098	82.086
7	10:52.566	1:31.420	82.695
8	12:24.964	1:32.398	81.820

17 26 Dennis BOOTH

Total Time **12:25.226** Avg Speed **81.157** Behind **40.167**
Best Time **1:31.016** Best Speed **83.062** On **3** Gp **b**

Lap	Elapsed Time	Lap Time	Lap Speed
1	1:39.573	1:39.573	75.924
2	3:10.807	1:31.234	82.864
3	4:41.823	1:31.016	83.062
4	6:14.414	1:32.591	81.649
5	7:47.173	1:32.759	81.502
6	9:20.467	1:33.294	81.034
7	10:52.665	1:32.198	81.997
8	12:25.226	1:32.561	81.676

18 122 Alan BONNER

Total Time **12:33.249** Avg Speed **80.292** Behind **48.190**
Best Time **1:28.779** Best Speed **85.155** On **7** Gp **b**

Lap	Elapsed Time	Lap Time	Lap Speed
1	2:04.308	2:04.308	60.817
2	3:34.775	1:30.467	83.566
3	5:05.125	1:30.350	83.675
4	6:34.506	1:29.381	84.582
5	8:03.818	1:29.312	84.647
6	9:34.044	1:30.226	83.790
7	11:02.823	1:28.779	85.155
8	12:33.249	1:30.426	83.604



MCUI Ulster
Centre Timing
powered by
e-Laps timing software

www.elaps-timing.com




KDM HIRE COOKSTOWN 100

SUPERSPORT

Race 14 - The Royal Hotel Supersport Invitation

Friday, 25 April 2014

DETAILED RESULT



Race Classification

19 55 Scott CAMPBELL

Total Time **12:41.634** Avg Speed **79.408** Behind **56.575**

Best Time **1:33.448** Best Speed **80.901** On **8** Gp **c**

Lap	Elapsed Time	Lap Time	Lap Speed
1	1:39.754	1:39.754	75.786
2	3:15.112	1:35.358	79.280
3	4:50.491	1:35.379	79.263
4	6:25.401	1:34.910	79.654
5	8:00.182	1:34.781	79.763
6	9:34.606	1:34.424	80.064
7	11:08.186	1:33.580	80.786
8	12:41.634	1:33.448	80.901

20 22 Stephen McILVENNA

Total Time **12:41.786** Avg Speed **79.392** Behind **56.727**

Best Time **1:33.470** Best Speed **80.882** On **8** Gp **c**

Lap	Elapsed Time	Lap Time	Lap Speed
1	1:40.501	1:40.501	75.223
2	3:15.203	1:34.702	79.829
3	4:50.592	1:35.389	79.254
4	6:25.508	1:34.916	79.649
5	8:00.342	1:34.834	79.718
6	9:34.693	1:34.351	80.126
7	11:08.316	1:33.623	80.749
8	12:41.786	1:33.470	80.882

21 41 Nigel REA

Total Time **11:34.788** Avg Speed **76.167** Behind **1 Lap**

Best Time **1:37.066** Best Speed **77.885** On **7** Gp **c**


Lap	Elapsed Time	Lap Time	Lap Speed
1	1:43.405	1:43.405	73.111
2	3:21.525	1:38.120	77.049
3	4:59.657	1:38.132	77.039
4	6:39.667	1:40.010	75.592
5	8:19.156	1:39.489	75.988
6	9:57.722	1:38.566	76.700
7	11:34.788	1:37.066	77.885

KDM HIRE COOKSTOWN 100

SUPERSPORT

Race 14 - The Royal Hotel Supersport Invitation

LAP CHART



1					3					5				
No	Name	G	Elapsed Time	Lap Time	No	Name	G	Elapsed Time	Lap Time	No	Name	G	Elapsed Time	Lap Time
82	Derek SHEILS	a	1:32.860	1:32.860	82	Derek SHEILS	a	4:28.257	1:27.676	82	Derek SHEILS	a	7:23.644	1:27.511
6	William DUNLOP	a	1:33.263	1:33.263	86	Derek McGEE	a	4:28.537	1:27.303	86	Derek McGEE	a	7:23.796	1:27.296
86	Derek McGEE	a	1:33.581	1:33.581	6	William DUNLOP	a	4:28.870	1:27.886	6	William DUNLOP	a	7:24.442	1:27.363
3	Michael DUNLOP	a	1:33.859	1:33.859	3	Michael DUNLOP	a	4:29.002	1:27.514	3	Michael DUNLOP	a	7:24.559	1:27.369
36	Michael PEARSON	a	1:34.285	1:34.285	36	Michael PEARSON	a	4:30.300	1:27.827	36	Michael PEARSON	a	7:27.218	1:28.464
97	Seamus ELLIOTT	b	1:35.574	1:35.574	65	Michael SWEENEY	a	4:31.856	1:28.293	65	Michael SWEENEY	a	7:27.494	1:28.069
44	Jamie HAMILTON	a	1:35.764	1:35.764	44	Jamie HAMILTON	a	4:34.556	1:29.302	44	Jamie HAMILTON	a	7:31.462	1:28.381
96	Andy FARRELL	b	1:35.814	1:35.814	56	Sam WILSON	c	4:36.981	1:30.250	56	Sam WILSON	c	7:36.836	1:29.578
65	Michael SWEENEY	a	1:35.954	1:35.954	96	Andy FARRELL	b	4:37.000	1:31.147	97	Seamus ELLIOTT	b	7:37.192	1:29.713
56	Sam WILSON	c	1:36.070	1:36.070	97	Seamus ELLIOTT	b	4:37.202	1:30.699	71	Davy MORGAN	b	7:37.304	1:30.320
71	Davy MORGAN	b	1:36.385	1:36.385	71	Davy MORGAN	b	4:37.366	1:30.663	4	Dan KNEEN	b	7:37.520	1:29.948
73	James KELLY	b	1:37.599	1:37.599	4	Dan KNEEN	b	4:37.483	1:30.385	96	Andy FARRELL	b	7:38.341	1:29.991
4	Dan KNEEN	b	1:37.721	1:37.721	73	James KELLY	b	4:38.550	1:30.052	73	James KELLY	b	7:39.083	1:29.979
93	Paul CRANSTON	b	1:38.236	1:38.236	93	Paul CRANSTON	b	4:40.393	1:31.200	93	Paul CRANSTON	b	7:42.401	1:30.821
26	Dennis BOOTH	b	1:39.573	1:39.573	26	Dennis BOOTH	b	4:41.823	1:31.016	26	Dennis BOOTH	b	7:47.173	1:32.759
55	Scott CAMPBELL	c	1:39.754	1:39.754	119	Dave HEWSON	c	4:44.639	1:32.363	119	Dave HEWSON	c	7:49.048	1:32.036
119	Dave HEWSON	c	1:40.047	1:40.047	31	Shaun ANDERSON	c	4:45.764	1:31.427	31	Shaun ANDERSON	c	7:49.282	1:31.901
31	Shaun ANDERSON	c	1:40.215	1:40.215	55	Scott CAMPBELL	c	4:50.491	1:35.379	55	Scott CAMPBELL	c	8:00.182	1:34.781
22	Stephen McILVENNA	c	1:40.501	1:40.501	22	Stephen McILVENNA	c	4:50.592	1:35.389	22	Stephen McILVENNA	c	8:00.342	1:34.834
41	Nigel REA	c	1:43.405	1:43.405	41	Nigel REA	c	4:59.657	1:38.132	122	Alan BONNER	b	8:03.818	1:29.312
122	Alan BONNER	b	2:04.308	2:04.308	122	Alan BONNER	b	5:05.125	1:30.350	41	Nigel REA	c	8:19.156	1:39.489


2					4					6				
No	Name	G	Elapsed Time	Lap Time	No	Name	G	Elapsed Time	Lap Time	No	Name	G	Elapsed Time	Lap Time
82	Derek SHEILS	a	3:00.581	1:27.721	82	Derek SHEILS	a	5:56.133	1:27.876	86	Derek McGEE	a	8:50.362	1:26.566
6	William DUNLOP	a	3:00.984	1:27.721	86	Derek McGEE	a	5:56.500	1:27.963	82	Derek SHEILS	a	8:50.681	1:27.037
86	Derek McGEE	a	3:01.234	1:27.653	6	William DUNLOP	a	5:57.079	1:28.209	6	William DUNLOP	a	8:51.925	1:27.483
3	Michael DUNLOP	a	3:01.488	1:27.629	3	Michael DUNLOP	a	5:57.190	1:28.188	3	Michael DUNLOP	a	8:52.036	1:27.477
36	Michael PEARSON	a	3:02.473	1:28.188	36	Michael PEARSON	a	5:58.754	1:28.454	65	Michael SWEENEY	a	8:55.090	1:27.596
65	Michael SWEENEY	a	3:03.563	1:27.609	65	Michael SWEENEY	a	5:59.425	1:27.569	36	Michael PEARSON	a	8:55.742	1:28.524
44	Jamie HAMILTON	a	3:05.254	1:29.490	44	Jamie HAMILTON	a	6:03.081	1:28.525	44	Jamie HAMILTON	a	8:58.919	1:27.457
96	Andy FARRELL	b	3:05.853	1:30.039	71	Davy MORGAN	b	6:06.984	1:29.618	71	Davy MORGAN	b	9:06.520	1:29.216
97	Seamus ELLIOTT	b	3:06.503	1:30.929	56	Sam WILSON	c	6:07.258	1:30.277	4	Dan KNEEN	b	9:06.627	1:29.107
71	Davy MORGAN	b	3:06.703	1:30.318	97	Seamus ELLIOTT	b	6:07.479	1:30.277	56	Sam WILSON	c	9:07.168	1:30.332
56	Sam WILSON	c	3:06.731	1:30.661	4	Dan KNEEN	b	6:07.572	1:30.089	97	Seamus ELLIOTT	b	9:07.373	1:30.181
4	Dan KNEEN	b	3:07.098	1:29.377	96	Andy FARRELL	b	6:08.350	1:31.350	96	Andy FARRELL	b	9:07.976	1:29.635
73	James KELLY	b	3:08.498	1:30.899	73	James KELLY	b	6:09.104	1:30.554	73	James KELLY	b	9:08.979	1:29.896
93	Paul CRANSTON	b	3:09.193	1:30.957	93	Paul CRANSTON	b	6:11.580	1:31.187	93	Paul CRANSTON	b	9:14.011	1:31.610
26	Dennis BOOTH	b	3:10.807	1:31.234	26	Dennis BOOTH	b	6:14.414	1:32.591	26	Dennis BOOTH	b	9:20.467	1:33.294
119	Dave HEWSON	c	3:12.276	1:32.229	119	Dave HEWSON	c	6:17.012	1:32.373	119	Dave HEWSON	c	9:21.146	1:32.098
31	Shaun ANDERSON	c	3:14.337	1:34.122	31	Shaun ANDERSON	c	6:17.381	1:31.617	31	Shaun ANDERSON	c	9:21.511	1:32.229
55	Scott CAMPBELL	c	3:15.112	1:35.358	55	Scott CAMPBELL	c	6:25.401	1:34.910	122	Alan BONNER	b	9:34.044	1:30.226
22	Stephen McILVENNA	c	3:15.203	1:34.702	22	Stephen McILVENNA	c	6:25.508	1:34.916	55	Scott CAMPBELL	c	9:34.606	1:34.424
41	Nigel REA	c	3:21.525	1:38.120	122	Alan BONNER	b	6:34.506	1:29.381	22	Stephen McILVENNA	c	9:34.693	1:34.351
122	Alan BONNER	b	3:34.775	1:30.467	41	Nigel REA	c	6:39.667	1:40.010	41	Nigel REA	c	9:57.722	1:38.566

KDM HIRE COOKSTOWN 100

SUPERSPORT

Race 14 - The Royal Hotel Supersport Invitation

LAP CHART



7

No	Name	G	Elapsed Time	Lap Time
82	Derek SHEILS	a	10:18.072	1:27.391
86	Derek McGEE	a	10:18.552	1:28.190
6	William DUNLOP	a	10:20.173	1:28.248
3	Michael DUNLOP	a	10:20.292	1:28.256
65	Michael SWEENEY	a	10:22.210	1:27.120
36	Michael PEARSON	a	10:24.152	1:28.410
44	Jamie HAMILTON	a	10:26.840	1:27.921
4	Dan KNEEN	b	10:34.650	1:28.023
71	Davy MORGAN	b	10:36.246	1:29.726
97	Seamus ELLIOTT	b	10:36.503	1:29.130
56	Sam WILSON	c	10:38.454	1:31.286
96	Andy FARRELL	b	10:38.966	1:30.990
73	James KELLY	b	10:39.656	1:30.677
93	Paul CRANSTON	b	10:45.358	1:31.347
119	Dave HEWSON	c	10:52.566	1:31.420
26	Dennis BOOTH	b	10:52.665	1:32.198
31	Shaun ANDERSON	c	10:52.748	1:31.237
122	Alan BONNER	b	11:02.823	1:28.779
55	Scott CAMPBELL	c	11:08.186	1:33.580
22	Stephen McLVENNA	c	11:08.316	1:33.623
41	Nigel REA	c	11:34.788	1:37.066

8

No	Name	G	Elapsed Time	Lap Time
82	Derek SHEILS	a	11:45.059	1:26.987
86	Derek McGEE	a	11:45.343	1:26.791
6	William DUNLOP	a	11:47.244	1:27.071
3	Michael DUNLOP	a	11:47.424	1:27.132
65	Michael SWEENEY	a	11:49.126	1:26.916
36	Michael PEARSON	a	11:52.200	1:28.048
44	Jamie HAMILTON	a	11:55.652	1:28.812
4	Dan KNEEN	b	12:04.222	1:29.572
97	Seamus ELLIOTT	b	12:05.431	1:28.928
71	Davy MORGAN	b	12:08.395	1:32.149
56	Sam WILSON	c	12:09.131	1:30.677
96	Andy FARRELL	b	12:09.259	1:30.293
73	James KELLY	b	12:10.110	1:30.454
93	Paul CRANSTON	b	12:16.595	1:31.237
31	Shaun ANDERSON	c	12:24.135	1:31.387
119	Dave HEWSON	c	12:24.964	1:32.398
26	Dennis BOOTH	b	12:25.226	1:32.561
122	Alan BONNER	b	12:33.249	1:30.426
55	Scott CAMPBELL	c	12:41.634	1:33.448
22	Stephen McLVENNA	c	12:41.786	1:33.470

ROAD RACE - IRISH SUPERSPORT

2014

					#1	
Pos	No.	Name	Total	Diff	Gap	R1
1	3	Michael DUNLOP	25	0	0	25
2	86	Derek McGEE	20	5	5	20
3	82	Derek SHEILS	16	9	4	16
4	6	William DUNLOP	13	12	3	13
5	4	Dan KNEEN	11	14	2	11
6	44	Jamie HAMILTON	10	15	1	10
7	73	James KELLY	9	16	1	9
8	97	Seamus ELLIOTT	8	17	1	8
9	56	Sam WILSON	7	18	1	7
10	65	Michael SWEENEY	6	19	1	6
11	72	Connor BEHAN	5	20	1	5
12	71	Davy MORGAN	4	21	1	4
13	33	Mark HANNA	3	22	1	3
14	96	Andy FARRELL	2	23	1	2
15	152	James COWTON	1	24	1	1

Event Legend

#1 25/04/2014 KDM HIRE COOKSTOWN 100

ROAD RACE - ULSTER SUPERSPORT

2014

					#1	
Pos	No.	Name	Total	Diff	Gap	R1
1	3	Michael DUNLOP	25	0	0	25
2	86	Derek McGEE	20	5	5	20
3	82	Derek SHEILS	16	9	4	16
4	6	William DUNLOP	13	12	3	13
5	4	Dan KNEEN	11	14	2	11
6	44	Jamie HAMILTON	10	15	1	10
7	73	James KELLY	9	16	1	9
8	97	Seamus ELLIOTT	8	17	1	8
9	56	Sam WILSON	7	18	1	7
10	65	Michael SWEENEY	6	19	1	6
11	72	Connor BEHAN	5	20	1	5
12	71	Davy MORGAN	4	21	1	4
13	33	Mark HANNA	3	22	1	3
14	96	Andy FARRELL	2	23	1	2
15	152	James COWTON	1	24	1	1

Event Legend

#1 25/04/2014 KDM HIRE COOKSTOWN 100