




**COOKSTOWN 100**

**Friday 25<sup>th</sup> & Saturday 26<sup>th</sup> April 2014**

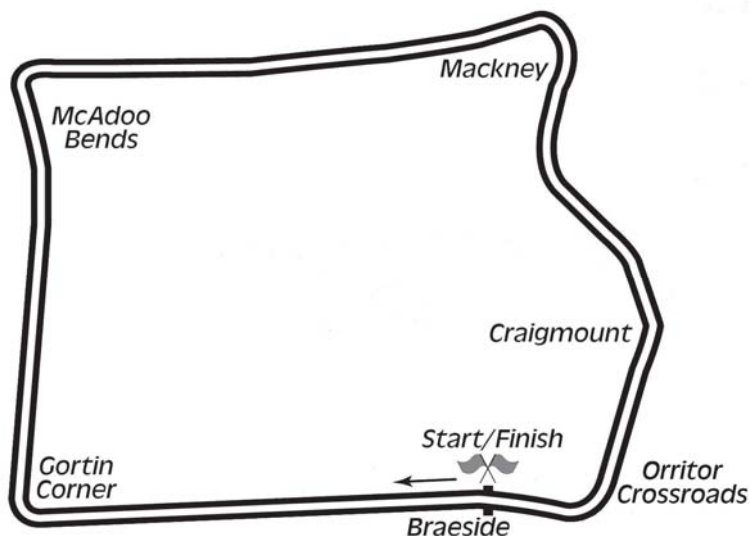
**promoted by Cookstown & District MCC**  
[www.cookstown100.com](http://www.cookstown100.com)



**OPEN A  
&  
KDM HIRE  
COOKSTOWN 100 A**



# Orritor Circuit 2.1 miles



## LAP RECORDS

Class	Rider	Machine	m	s	mph	Year
125cc	William Dunlop	Honda	1	34.755	79.785	2010
Moto 3	Barry Davidson	Honda 250	1	39.075	76.306	2012
Moto 450	Ryan Farquhar	Kawasaki	1	35.432	79.219	2012
250cc	William Dunlop	Honda	1	29.658	84.320	2009
Supersport 400	Alastair Haworth	Yamaha	1	35.794	78.919	2013
Supertwin	Ryan Farquhar	Kawasaki 650	1	30.636	83.411	2012
Supersport	Michael Dunlop	Yamaha	1	24.783	89.169	2011
Superbike	Michael Dunlop	Honda	1	22.641	91.480	2013
Senior Support	Gary Robinson	Yamaha 600	1	29.956	84.041	2007
Junior Support	Mark Hanna	Honda 250	1	33.788	80.607	2013
Classic 1000cc	Wattie Brown	Norton 920	1	40.273	75.394	2006
Classic 500cc	Neill McWhirter	Norton	1	41.491	74.489	2010
Classic 350cc	Paul Coward	Honda	1	43.421	73.099	2004
Classic 250cc	Geoff McMullan	Suzuki	1	47.294	70.461	2006

## MOST WINS at COOKSTOWN 100

Ryan Farquhar	26	1996 - 12
Ray McCullough	14	1967 - 79
Joey Dunlop	11	1977 - 98
Robert Dunlop	11	1985 - 08
Phillip McCallen	10	1987 - 96
William Dunlop	9	2006 - 13
Courtney Junk	8	1974 - 83
Mervyn Elwood	8	1987 - 97
Noel Hudson	7	1975 - 95
Bill Swallow	7	1987 - 00
Darran Lindsay	7	2000 - 05

## ALL TIME IRISH ROAD RACE WINNERS (after Killalane 2013)

### Most Wins at All Irish Road Race Meetings

1.	Ryan Farquhar	199	1995-12
2.	Joey Dunlop	156	1971-00
3.	Robert Dunlop	135	1980-08
4.	Ray McCullough	109	1960-82
	Phillip McCallen	109	1987-99
6.	William Dunlop	93	2005-13
7.	Michael Dunlop	81	2006-13
8.	Brian Reid	78	1980-94
9.	Darran Lindsay	74	1999-06
10.	James Courtney	66	1992-99

# KDM HIRE COOKSTOWN 100

## SUPERBIKE

### Superbike Group A Qualifying


Friday, 25 April 2014



Pos	Class	No	Name	Machine / Sponsor	----- Best Lap -----			On	Laps
					Time	Behind	Speed		
<b>Qualifying Classification</b>									
1	SBKR	3	Michael DUNLOP	BMW - MD Racing	1:27.714		86.189	7	7
2	SBKR	44	Jamie HAMILTON	Honda - Wilson Craig Racing	1:28.242	0.528	85.673	7	7
3	SBKR	31	Shaun ANDERSON	Suzuki - CN Racing	1:30.540	2.826	83.499	7	7
4	SBKR	4	Dan KNEEN	Suzuki - Cookstown BE Racing	1:30.836	3.122	83.227	5	7
5	SBKR	1	Stephen THOMPSON	BMW - Bathams prize winning ales	1:31.652	3.938	82.486	4	7
6	SBKR	36	Michael PEARSON	Kawasaki - NEI Kawasaki by Hotties	1:32.092	4.378	82.092	3	6
7	SBKR	33	Mark HANNA	Triumph 675 - Roy Hanna Motors	1:32.468	4.754	81.758	6	7
8	SBKR	11	Callum LAIDLAW	Honda - www.laidlawracing.co.uk	1:32.886	5.172	81.390	7	7
9	SBKR	22	Stephen McLVENNA	Yamaha 600	1:32.986	5.272	81.303	6	7
10	SBKR	17	Nuno CAETANO	Kawasaki - KS Team of Portugal	1:33.408	5.694	80.935	7	7
11	SBKR	8	Anthony McCOLGAN	Honda	1:34.281	6.567	80.186	7	7
12	SBKR	28	Paul GARTLAND	Suzuki 600 - Hotties	1:34.972	7.258	79.602	6	7
13	SBKR	21	Paul JORDAN	Honda 600 - Moira MRC	1:35.323	7.609	79.309	5	7
14	SBKR	29	Richard McLOUGHLIN	Honda	1:35.374	7.660	79.267	5	7
15	SBKR	26	Dennis BOOTH	Yamaha 600	1:36.129	8.415	78.644	7	7
16	SBKR	35	Mark GOODINGS	Kawasaki - IPG Racing	1:37.325	9.611	77.678	4	7
17	SBKR	43	Stephen DEGNAN	Suzuki	1:38.606	10.892	76.669	3	7
18	SBKR	34	Colin STEPHENSON	Honda	1:39.926	12.212	75.656	5	6
19	SBKR	24	Andrew SELLARS	Honda	1:39.966	12.252	75.626	7	7
20	SBKR	68	Gareth EVANS	Suzuki - Joe Evans Garage	1:40.620	12.906	75.134	6	6
21	SBKR	30	Aron HATCH	Suzuki 750 - Mongey Transport	1:42.638	14.924	73.657	6	6

Provisional result to be confirmed by the Stewards of the Meeting subject to completion of technical inspections & the time limit for protests

Page 1 / 1

Circuit	<b>Orritor</b>	Signed		Organising Club	<b>Cookstown &amp; District MCC</b>
Length(miles)	<b>2.1000</b>		Chief Timekeeper	Qualifying Started	<b>12:57</b>
Weather	<b>Bright</b>	Issued At:	13:12		
Track	<b>Dry</b>				

# KDM HIRE COOKSTOWN 100

## SUPERBIKE

### Superbike Group A Qualifying

Friday, 25 April 2014

## DETAILED RESULT



### Qualifying Classification

Position

**1** 3 Michael DUNLOP

Behind

Best Time **1:27.714** Best Speed **86.189** On **7** Gp **a**

Lap	Elapsed Time	Lap Time	Lap Speed
1	2:41.693	2:41.693	46.755
2	4:23.087	1:41.394	74.561
3	6:02.907	1:39.820	75.736
4	7:38.382	1:35.475	79.183
5	9:08.105	1:29.723	84.259
6	10:36.016	1:27.911	85.996
7	12:03.730	1:27.714	86.189

**2** 44 Jamie HAMILTON

Behind **0.528**

Best Time **1:28.242** Best Speed **85.673** On **7** Gp **a**

Lap	Elapsed Time	Lap Time	Lap Speed
1	1:49.192	1:49.192	69.236
2	3:21.639	1:32.447	81.777
3	4:53.239	1:31.600	82.533
4	6:22.107	1:28.868	85.070
5	7:53.000	1:30.893	83.175
6	9:22.231	1:29.231	84.724
7	10:50.473	1:28.242	85.673

**3** 31 Shaun ANDERSON

Behind **2.826**

Best Time **1:30.540** Best Speed **83.499** On **7** Gp **a**

Lap	Elapsed Time	Lap Time	Lap Speed
1	2:42.192	2:42.192	46.611
2	4:20.520	1:38.328	76.886
3	5:55.595	1:35.075	79.516
4	7:31.662	1:36.067	78.695
5	9:04.070	1:32.408	81.811
6	10:35.917	1:31.847	82.311
7	12:06.457	1:30.540	83.499

**4** 4 Dan KNEEN

Behind **3.122**

Best Time **1:30.836** Best Speed **83.227** On **5** Gp **a**

Lap	Elapsed Time	Lap Time	Lap Speed
1	1:49.722	1:49.722	68.901
2	3:24.862	1:35.140	79.462
3	4:58.789	1:33.927	80.488
4	6:31.368	1:32.579	81.660
5	8:02.204	1:30.836	83.227
6	9:34.978	1:32.774	81.488
7	11:08.040	1:33.062	81.236

### Qualifying Classification

Position

**5** 1 Stephen THOMPSON

Behind **3.938**

Best Time **1:31.652** Best Speed **82.486** On **4** Gp **a**

Lap	Elapsed Time	Lap Time	Lap Speed
1	1:39.880	1:39.880	75.691
2	3:14.844	1:34.964	79.609
3	4:48.155	1:33.311	81.019
4	6:19.807	1:31.652	82.486
5	7:52.551	1:32.744	81.515
6	9:26.382	1:33.831	80.570
7	10:58.750	1:32.368	81.847

**6** 36 Michael PEARSON

Behind **4.378**

Best Time **1:32.092** Best Speed **82.092** On **3** Gp **a**

Lap	Elapsed Time	Lap Time	Lap Speed
1	2:02.461	2:02.461	61.734
2	3:37.645	1:35.184	79.425
3	5:09.737	1:32.092	82.092
4	7:59.810	2:50.073	44.452
5	9:37.396	1:37.586	77.470
6	11:40.816	2:03.420	61.254

**7** 33 Mark HANNA

Behind **4.754**

Best Time **1:32.468** Best Speed **81.758** On **6** Gp **a**

Lap	Elapsed Time	Lap Time	Lap Speed
1	2:22.857	2:22.857	52.920
2	3:59.325	1:36.468	78.368
3	5:35.941	1:36.616	78.248
4	7:09.686	1:33.745	80.644
5	8:43.389	1:33.703	80.680
6	10:15.857	1:32.468	81.758
7	11:51.741	1:35.884	78.845

**8** 11 Callum LAIDLAW

Behind **5.172**

Best Time **1:32.886** Best Speed **81.390** On **7** Gp **a**

Lap	Elapsed Time	Lap Time	Lap Speed
1	1:43.677	1:43.677	72.919
2	3:20.567	1:36.890	78.027
3	4:56.326	1:35.759	78.948
4	6:30.952	1:34.626	79.893
5	8:04.497	1:33.545	80.817
6	9:38.155	1:33.658	80.719
7	11:11.041	1:32.886	81.390

# KDM HIRE COOKSTOWN 100

## SUPERBIKE

### Superbike Group A Qualifying

Friday, 25 April 2014

## DETAILED RESULT



### Qualifying Classification

Position

#### **9** 22 Stephen McILVENNA

Behind 5.272

Best Time 1:32.986 Best Speed 81.303 On 6 Gp a

Lap	Elapsed Time	Lap Time	Lap Speed
1	1:46.653	1:46.653	70.884
2	3:24.352	1:37.699	77.381
3	5:00.230	1:35.878	78.850
4	6:35.867	1:35.637	79.049
5	8:10.162	1:34.295	80.174
6	9:43.148	1:32.986	81.303
7	11:17.359	1:34.211	80.245

#### **10** 17 Nuno CAETANO

Behind 5.694

Best Time 1:33.408 Best Speed 80.935 On 7 Gp a

Lap	Elapsed Time	Lap Time	Lap Speed
1	2:24.675	2:24.675	52.255
2	4:00.414	1:35.739	78.965
3	5:36.616	1:36.202	78.585
4	7:10.310	1:33.694	80.688
5	8:48.621	1:38.311	76.899
6	10:23.697	1:35.076	79.515
7	11:57.105	1:33.408	80.935

#### **11** 8 Anthony McCOLGAN

Behind 6.567

Best Time 1:34.281 Best Speed 80.186 On 7 Gp a

Lap	Elapsed Time	Lap Time	Lap Speed
1	2:22.695	2:22.695	52.980
2	4:01.776	1:39.081	76.301
3	5:37.446	1:35.670	79.022
4	7:11.987	1:34.541	79.965
5	8:48.982	1:36.995	77.942
6	10:27.654	1:38.672	76.617
7	12:01.935	1:34.281	80.186

#### **12** 28 Paul GARTLAND

Behind 7.258

Best Time 1:34.972 Best Speed 79.602 On 6 Gp a

Lap	Elapsed Time	Lap Time	Lap Speed
1	2:04.756	2:04.756	60.598
2	3:42.640	1:37.884	77.234
3	5:20.728	1:38.088	77.074
4	6:57.941	1:37.213	77.767
5	8:38.822	1:40.881	74.940
6	10:13.794	1:34.972	79.602
7	11:51.666	1:37.872	77.244

### Qualifying Classification

Position

#### **13** 21 Paul JORDAN

Behind 7.609

Best Time 1:35.323 Best Speed 79.309 On 5 Gp a

Lap	Elapsed Time	Lap Time	Lap Speed
1	2:12.107	2:12.107	57.226
2	3:52.030	1:39.923	75.658
3	5:30.797	1:38.767	76.544
4	7:07.604	1:36.807	78.094
5	8:42.927	1:35.323	79.309
6	10:19.629	1:36.702	78.178
7	12:01.434	1:41.805	74.260

#### **14** 29 Richard McLOUGHLIN

Behind 7.660

Best Time 1:35.374 Best Speed 79.267 On 5 Gp a

Lap	Elapsed Time	Lap Time	Lap Speed
1	1:51.162	1:51.162	68.009
2	3:32.970	1:41.808	74.257
3	5:11.379	1:38.409	76.822
4	6:48.432	1:37.053	77.896
5	8:23.806	1:35.374	79.267
6	10:01.294	1:37.488	77.548
7	11:36.675	1:35.381	79.261

#### **15** 26 Dennis BOOTH

Behind 8.415

Best Time 1:36.129 Best Speed 78.644 On 7 Gp a

Lap	Elapsed Time	Lap Time	Lap Speed
1	2:13.782	2:13.782	56.510
2	3:55.398	1:41.616	74.398
3	5:32.133	1:36.735	78.152
4	7:09.563	1:37.430	77.594
5	8:48.477	1:38.914	76.430
6	10:28.112	1:39.635	75.877
7	12:04.241	1:36.129	78.644

#### **16** 35 Mark GOODINGS

Behind 9.611

Best Time 1:37.325 Best Speed 77.678 On 4 Gp a

Lap	Elapsed Time	Lap Time	Lap Speed
1	2:00.208	2:00.208	62.891
2	3:41.585	1:41.377	74.573
3	5:20.200	1:38.615	76.662
4	6:57.525	1:37.325	77.678
5	8:35.157	1:37.632	77.434
6	10:13.317	1:38.160	77.017
7	11:51.310	1:37.993	77.148

# KDM HIRE COOKSTOWN 100

## SUPERBIKE

### Superbike Group A Qualifying

Friday, 25 April 2014

## DETAILED RESULT



### Qualifying Classification

Position

**17** 43 Stephen DEGNAN

Behind 10.892

Best Time 1:38.606 Best Speed 76.669 On 3 Gp a

Lap	Elapsed Time	Lap Time	Lap Speed
1	2:11.844	2:11.844	57.340
2	3:51.603	1:39.759	75.783
3	5:30.209	1:38.606	76.669
4	7:09.311	1:39.102	76.285
5	8:48.277	1:38.966	76.390
6	10:27.487	1:39.210	76.202
7	12:07.207	1:39.720	75.812

**18** 34 Colin STEPHENSON

Behind 12.212

Best Time 1:39.926 Best Speed 75.656 On 5 Gp a

Lap	Elapsed Time	Lap Time	Lap Speed
1	2:35.246	2:35.246	48.697
2	4:20.421	1:45.175	71.880
3	6:02.209	1:41.788	74.272
4	7:43.906	1:41.697	74.338
5	9:23.832	1:39.926	75.656
6	11:04.389	1:40.557	75.181

**19** 24 Andrew SELLARS

Behind 12.252

Best Time 1:39.966 Best Speed 75.626 On 7 Gp a

Lap	Elapsed Time	Lap Time	Lap Speed
1	2:11.643	2:11.643	57.428
2	3:55.254	1:43.611	72.965
3	5:37.057	1:41.803	74.261
4	7:18.536	1:41.479	74.498
5	9:00.046	1:41.510	74.475
6	10:41.594	1:41.548	74.448
7	12:21.560	1:39.966	75.626

**20** 68 Gareth EVANS

Behind 12.906

Best Time 1:40.620 Best Speed 75.134 On 6 Gp a

Lap	Elapsed Time	Lap Time	Lap Speed
1	2:25.175	2:25.175	52.075
2	4:10.567	1:45.392	71.732
3	5:53.550	1:42.983	73.410
4	7:34.871	1:41.321	74.614
5	9:16.230	1:41.359	74.586
6	10:56.850	1:40.620	75.134

### Qualifying Classification

Position

**21** 30 Aron HATCH

Behind 14.924

Best Time 1:42.638 Best Speed 73.657 On 6 Gp a

Lap	Elapsed Time	Lap Time	Lap Speed
1	2:24.263	2:24.263	52.404
2	4:09.696	1:45.433	71.704
3	5:54.610	1:44.914	72.059
4	7:38.162	1:43.552	73.007
5	9:21.303	1:43.141	73.298
6	11:03.941	1:42.638	73.657

# KDM HIRE COOKSTOWN 100

## SUPERBIKE

### Superbike Group B Qualifying


Friday, 25 April 2014



Pos	Class	No	Name	Machine / Sponsor	----- Best Lap -----			Laps
					Time	Behind	Speed	
<b>Qualifying Classification</b>								
1	SBKR	86	Derek McGEE	Kawasaki	1:26.169		87.735	8
2	SBKR	65	Michael SWEENEY	Kawasaki - MJR Racing	1:26.900	0.731	86.997	6
3	SBKR	82	Derek SHEILS	Kawasaki - CD Racing	1:27.210	1.041	86.687	6
4	SBKR	6	William DUNLOP	Suzuki - Tyco Suzuki by TAS	1:27.535	1.366	86.365	7
5	SBKR	61	John WALSH	BMW - Nolan	1:28.933	2.764	85.008	7
6	SBKR	97	Seamus ELLIOTT	Kawasaki - D & G W Racing	1:30.158	3.989	83.853	7
7	SBKR	56	Sam WILSON	Yamaha - NJT Racing	1:30.989	4.820	83.087	5
8	SBKR	52	Robert WILSON	Kawasaki 600 - Stoddart Racing	1:31.257	5.088	82.843	7
9	SBKR	96	Andy FARRELL	Kawasaki 600 - Full Factory winnerswear	1:31.487	5.318	82.635	6
10	SBKR	73	James KELLY	Yamaha 600 - Lifewest	1:33.215	7.046	81.103	7
11	SBKR	119	Dave HEWSON	Aprilia - Obsession Engineering	1:33.448	7.279	80.901	5
12	SBKR	104	Daley MATHISON	Suzuki - Hol-Taj	1:33.570	7.401	80.795	7
13	SBKR	63	Tom ROBINSON	Kawasaki 600	1:33.675	7.506	80.705	7
14	SBKR	91	James NEESOM	Kawasaki 600	1:33.679	7.510	80.701	7
15	SBKR	101	Shane EGAN	Suzuki 750	1:35.062	8.893	79.527	6
16	SBKR	72	Gareth KEYS	BMW - HKR / Mototech	1:35.269	9.100	79.354	7
17	SBKR	55	Scott CAMPBELL	Yamaha 600 - Ian Bell Motorcycles	1:36.017	9.848	78.736	5
18	SBKR	117	Gary MILLER	Suzuki	1:38.976	12.807	76.382	5
19	SBKR	80	Phill ARCHER	Yamaha 600	1:39.054	12.885	76.322	6
20	SBKR	115	Damian HORAN	Suzuki 750 - Horan Racing	1:39.928	13.759	75.654	4
21	SBKR	131	Robert CAIRNS	Suzuki 750 - LR Tyres Racing	1:44.810	18.641	72.131	6

Provisional result to be confirmed by the Stewards of the Meeting subject to completion of technical inspections & the time limit for protests

Page 1 / 1

Circuit	<b>Orritor</b>	Signed		Organising Club	<b>Cookstown &amp; District MCC</b>
Length(miles)	<b>2.1000</b>		Chief Timekeeper	Qualifying Started	<b>13:15</b>
Weather	<b>Bright</b>	Issued At:	13:29		
Track	<b>Dry</b>				



MCUI Ulster  
Centre Timing  
powered by  
e-Laps timing software

www.elaps-timing.com



# KDM HIRE COOKSTOWN 100

## SUPERBIKE

### Superbike Group B Qualifying

Friday, 25 April 2014

## DETAILED RESULT



### Qualifying Classification

Position

**1** 86 Derek McGEE

Behind

Best Time **1:26.169** Best Speed **87.735** On **8** Gp **a**

Lap	Elapsed Time	Lap Time	Lap Speed
1	1:54.102	1:54.102	66.257
2	3:26.290	1:32.188	82.006
3	4:55.638	1:29.348	84.613
4	6:23.760	1:28.122	85.790
5	7:52.050	1:28.290	85.627
6	9:19.925	1:27.875	86.031
7	10:48.645	1:28.720	85.212
8	12:14.814	1:26.169	87.735

**2** 65 Michael SWEENEY

Behind **0.731**

Best Time **1:26.900** Best Speed **86.997** On **6** Gp **a**

Lap	Elapsed Time	Lap Time	Lap Speed
1	1:48.967	1:48.967	69.379
2	3:22.535	1:33.568	80.797
3	4:55.480	1:32.945	81.338
4	6:27.701	1:32.221	81.977
5	7:56.188	1:28.487	85.436
6	9:23.088	1:26.900	86.997
7	10:53.171	1:30.083	83.923

**3** 82 Derek SHEILS

Behind **1.041**

Best Time **1:27.210** Best Speed **86.687** On **6** Gp **a**

Lap	Elapsed Time	Lap Time	Lap Speed
1	1:56.829	1:56.829	64.710
2	3:28.807	1:31.978	82.194
3	4:58.547	1:29.740	84.243
4	6:27.076	1:28.529	85.396
5	7:55.540	1:28.464	85.458
6	9:22.750	1:27.210	86.687
7	10:51.112	1:28.362	85.557

**4** 6 William DUNLOP

Behind **1.366**

Best Time **1:27.535** Best Speed **86.365** On **7** Gp **a**

Lap	Elapsed Time	Lap Time	Lap Speed
1	2:14.840	2:14.840	56.066
2	3:48.332	1:33.492	80.863
3	5:18.422	1:30.090	83.916
4	6:46.448	1:28.026	85.884
5	8:14.172	1:27.724	86.179
6	9:57.008	1:42.836	73.515
7	11:24.543	1:27.535	86.365

### Qualifying Classification

Position

**5** 61 John WALSH

Behind **2.764**

Best Time **1:28.933** Best Speed **85.008** On **7** Gp **a**

Lap	Elapsed Time	Lap Time	Lap Speed
1	2:00.105	2:00.105	62.945
2	3:36.235	1:36.130	78.644
3	5:08.035	1:31.800	82.353
4	6:38.198	1:30.163	83.848
5	8:09.381	1:31.183	82.910
6	9:44.453	1:35.072	79.519
7	11:13.386	1:28.933	85.008

**6** 97 Seamus ELLIOTT

Behind **3.989**

Best Time **1:30.158** Best Speed **83.853** On **7** Gp **a**

Lap	Elapsed Time	Lap Time	Lap Speed
1	1:53.832	1:53.832	66.414
2	3:28.563	1:34.731	79.805
3	5:01.388	1:32.825	81.444
4	6:33.436	1:32.048	82.131
5	8:04.271	1:30.835	83.228
6	9:35.790	1:31.519	82.606
7	11:05.948	1:30.158	83.853

**7** 56 Sam WILSON

Behind **4.820**

Best Time **1:30.989** Best Speed **83.087** On **5** Gp **a**

Lap	Elapsed Time	Lap Time	Lap Speed
1	1:55.938	1:55.938	65.207
2	3:29.751	1:33.813	80.586
3	5:01.869	1:32.118	82.069
4	6:34.040	1:32.171	82.021
5	8:05.029	1:30.989	83.087
6	9:37.647	1:32.618	81.626
7	11:10.197	1:32.550	81.686

**8** 52 Robert WILSON

Behind **5.088**

Best Time **1:31.257** Best Speed **82.843** On **7** Gp **a**

Lap	Elapsed Time	Lap Time	Lap Speed
1	2:09.409	2:09.409	58.419
2	3:48.197	1:38.788	76.528
3	5:21.816	1:33.619	80.753
4	6:56.564	1:34.748	79.791
5	8:29.657	1:33.093	81.209
6	10:01.468	1:31.811	82.343
7	11:32.725	1:31.257	82.843



# KDM HIRE COOKSTOWN 100

## SUPERBIKE

### Superbike Group B Qualifying

Friday, 25 April 2014

## DETAILED RESULT



### Qualifying Classification

Position

**9** 96 Andy FARRELL

Behind 5.318

Best Time 1:31.487 Best Speed 82.635 On 6 Gp a

Lap	Elapsed Time	Lap Time	Lap Speed
1	1:57.162	1:57.162	64.526
2	3:31.746	1:34.584	79.929
3	5:04.565	1:32.819	81.449
4	7:06.298	2:01.733	62.103
5	8:39.044	1:32.746	81.513
6	10:10.531	1:31.487	82.635
7	11:42.132	1:31.601	82.532

**10** 73 James KELLY

Behind 7.046

Best Time 1:33.215 Best Speed 81.103 On 7 Gp a

Lap	Elapsed Time	Lap Time	Lap Speed
1	2:34.134	2:34.134	49.048
2	4:14.738	1:40.604	75.146
3	5:52.364	1:37.626	77.438
4	7:30.777	1:38.413	76.819
5	9:06.641	1:35.864	78.862
6	10:40.603	1:33.962	80.458
7	12:13.818	1:33.215	81.103

**11** 119 Dave HEWSON

Behind 7.279

Best Time 1:33.448 Best Speed 80.901 On 5 Gp a

Lap	Elapsed Time	Lap Time	Lap Speed
1	2:08.417	2:08.417	58.871
2	3:47.944	1:39.527	75.959
3	5:24.642	1:36.698	78.182
4	6:59.632	1:34.990	79.587
5	8:33.080	1:33.448	80.901
6	10:06.837	1:33.757	80.634
7	11:41.515	1:34.678	79.850

**12** 104 Daley MATHISON

Behind 7.401

Best Time 1:33.570 Best Speed 80.795 On 7 Gp a

Lap	Elapsed Time	Lap Time	Lap Speed
1	2:15.519	2:15.519	55.786
2	3:53.114	1:37.595	77.463
3	5:28.457	1:35.343	79.293
4	7:03.519	1:35.062	79.527
5	8:39.579	1:36.060	78.701
6	10:13.317	1:33.738	80.650
7	11:46.887	1:33.570	80.795

### Qualifying Classification

Position

**13** 63 Tom ROBINSON

Behind 7.506

Best Time 1:33.675 Best Speed 80.705 On 7 Gp a

Lap	Elapsed Time	Lap Time	Lap Speed
1	2:36.215	2:36.215	48.395
2	4:14.986	1:38.771	76.541
3	5:52.724	1:37.738	77.350
4	7:30.905	1:38.181	77.001
5	9:05.234	1:34.329	80.145
6	10:39.249	1:34.015	80.413
7	12:12.924	1:33.675	80.705

**14** 91 James NEESOM

Behind 7.510

Best Time 1:33.679 Best Speed 80.701 On 7 Gp a

Lap	Elapsed Time	Lap Time	Lap Speed
1	2:37.779	2:37.779	47.915
2	4:15.393	1:37.614	77.448
3	5:52.974	1:37.581	77.474
4	7:30.024	1:37.050	77.898
5	9:04.561	1:34.537	79.969
6	10:39.008	1:34.447	80.045
7	12:12.687	1:33.679	80.701

**15** 101 Shane EGAN

Behind 8.893

Best Time 1:35.062 Best Speed 79.527 On 6 Gp a

Lap	Elapsed Time	Lap Time	Lap Speed
1	2:01.214	2:01.214	62.369
2	3:40.490	1:39.276	76.151
3	5:18.316	1:37.826	77.280
4	6:54.387	1:36.071	78.692
5	8:30.305	1:35.918	78.817
6	10:05.367	1:35.062	79.527
7	11:41.119	1:35.752	78.954

**16** 72 Gareth KEYS

Behind 9.100

Best Time 1:35.269 Best Speed 79.354 On 7 Gp a

Lap	Elapsed Time	Lap Time	Lap Speed
1	2:17.501	2:17.501	54.981
2	3:59.302	1:41.801	74.263
3	5:38.120	1:38.818	76.504
4	7:16.048	1:37.928	77.200
5	8:53.052	1:37.004	77.935
6	10:29.205	1:36.153	78.625
7	12:04.474	1:35.269	79.354

# KDM HIRE COOKSTOWN 100

## SUPERBIKE

### Superbike Group B Qualifying

Friday, 25 April 2014

## DETAILED RESULT



### Qualifying Classification

Position

**17** 55 Scott CAMPBELL

Behind 9.848

Best Time 1:36.017 Best Speed 78.736 On 5 Gp a

Lap	Elapsed Time	Lap Time	Lap Speed
1	2:38.513	2:38.513	47.693
2	4:22.416	1:43.903	72.760
3	6:00.721	1:38.305	76.904
4	7:37.439	1:36.718	78.165
5	9:13.456	1:36.017	78.736
6	10:53.619	1:40.163	75.477

**18** 117 Gary MILLER

Behind 12.807

Best Time 1:38.976 Best Speed 76.382 On 5 Gp a

Lap	Elapsed Time	Lap Time	Lap Speed
1	2:37.523	2:37.523	47.993
2	4:23.737	1:46.214	71.177
3	6:03.155	1:39.418	76.043
4	7:42.280	1:39.125	76.267
5	9:21.256	1:38.976	76.382
6	11:00.741	1:39.485	75.991

**19** 80 Phill ARCHER

Behind 12.885

Best Time 1:39.054 Best Speed 76.322 On 6 Gp a

Lap	Elapsed Time	Lap Time	Lap Speed
1	1:53.761	1:53.761	66.455
2	3:37.278	1:43.517	73.031
3	5:17.802	1:40.524	75.206
4	6:59.070	1:41.268	74.653
5	8:38.979	1:39.909	75.669
6	10:18.033	1:39.054	76.322
7	11:57.099	1:39.066	76.313

**20** 115 Damian HORAN

Behind 13.759

Best Time 1:39.928 Best Speed 75.654 On 4 Gp a

Lap	Elapsed Time	Lap Time	Lap Speed
1	2:06.975	2:06.975	59.539
2	4:09.268	2:02.293	61.819
3	5:50.006	1:40.738	75.046
4	7:29.934	1:39.928	75.654
5	9:10.796	1:40.862	74.954
6	10:53.332	1:42.536	73.730

### Qualifying Classification

Position

**21** 131 Robert CAIRNS

Behind 18.641

Best Time 1:44.810 Best Speed 72.131 On 6 Gp a

Lap	Elapsed Time	Lap Time	Lap Speed
1	2:36.118	2:36.118	48.425
2	4:27.540	1:51.422	67.850
3	6:14.906	1:47.366	70.413
4	8:01.217	1:46.311	71.112
5	9:46.926	1:45.709	71.517
6	11:31.736	1:44.810	72.131

# KDM HIRE COOKSTOWN 100

## SUPERBIKE

### Superbike Group C Qualifying


Friday, 25 April 2014



Pos	Class	No	Name	Machine / Sponsor	----- Best Lap -----				Laps
					Time	Behind	Speed	On	
<b>Qualifying Classification</b>									
1	SBKR	71	Davy MORGAN	Honda - Strangford Holiday Park	1:29.501		84.468	6	7
2	SBKR	93	Paul CRANSTON	Honda - P & J Fuel Haulage	1:30.967	1.466	83.107	6	7
3	SBKR	172	Connor BEHAN	Kawasaki 600 - KMR / SGS International	1:32.812	3.311	81.455	4	6
4	SBKR	144	Emmett BURKE	Honda 600 - Sunflame	1:38.400	8.899	76.829	7	7

Provisional result to be confirmed by the Stewards of the Meeting subject to completion of technical inspections & the time limit for protests

Page 1 / 1

Circuit	<b>Orritor</b>	Signed		Organising Club	<b>Cookstown &amp; District MCC</b>
Length(miles)	<b>2.1000</b>		Chief Timekeeper	Qualifying Started	<b>13:33</b>
Weather	<b>Bright</b>	Issued At:	13:46		
Track	<b>Dry</b>				

# KDM HIRE COOKSTOWN 100

## SUPERBIKE

### Superbike Group C Qualifying

Friday, 25 April 2014

## DETAILED RESULT



### Qualifying Classification

Position

#### **1** 71 Davy MORGAN

Behind

Best Time **1:29.501** Best Speed **84.468** On **6** Gp **a**

Lap	Elapsed Time	Lap Time	Lap Speed
1	1:51.702	1:51.702	67.680
2	3:25.447	1:33.745	80.644
3	4:58.056	1:32.609	81.634
4	6:29.670	1:31.614	82.520
5	7:59.402	1:29.732	84.251
6	9:28.903	1:29.501	84.468
7	10:58.973	1:30.070	83.935

#### **2** 93 Paul CRANSTON

Behind **1.466**

Best Time **1:30.967** Best Speed **83.107** On **6** Gp **a**

Lap	Elapsed Time	Lap Time	Lap Speed
1	1:50.580	1:50.580	68.367
2	3:24.301	1:33.721	80.665
3	4:57.184	1:32.883	81.393
4	6:29.208	1:32.024	82.152
5	8:00.992	1:31.784	82.367
6	9:31.959	1:30.967	83.107
7	11:03.206	1:31.247	82.852

#### **3** 172 Connor BEHAN

Behind **3.311**

Best Time **1:32.812** Best Speed **81.455** On **4** Gp **a**

Lap	Elapsed Time	Lap Time	Lap Speed
1	1:51.315	1:51.315	67.915
2	3:28.197	1:36.882	78.033
3	6:37.136	3:08.939	40.013
4	8:09.948	1:32.812	81.455
5	9:52.034	1:42.086	74.055
6	11:25.143	1:33.109	81.195

#### **4** 144 Emmett BURKE

Behind **8.899**

Best Time **1:38.400** Best Speed **76.829** On **7** Gp **a**

Lap	Elapsed Time	Lap Time	Lap Speed
1	1:57.619	1:57.619	64.275
2	3:39.573	1:41.954	74.151
3	5:20.710	1:41.137	74.750
4	7:01.503	1:40.793	75.005
5	8:41.242	1:39.739	75.798
6	10:21.177	1:39.935	75.649
7	11:59.577	1:38.400	76.829

# KDM HIRE COOKSTOWN 100

## SUPERBIKE

### Combined Qualifying



-----Best Time / Qual Laps-----


Pos Class No Name Session A Session B Session C Session D Overall Best Time / Speed / Total Qual Laps

#### Qualifying Classification

Pos	Class	No	Name	Session A	Session B	Session C	Session D	Overall Best Time / Speed / Total Qual Laps
1	SBKR	86	Derek McGEE	----	1:26.169	----	----	1:26.169 87.735
2	SBKR	65	Michael SWEENEY	----	1:26.900	----	----	1:26.900 86.997
3	SBKR	82	Derek SHEILS	----	1:27.210	----	----	1:27.210 86.687
4	SBKR	6	William DUNLOP	----	1:27.535	----	----	1:27.535 86.365
5	SBKR	3	Michael DUNLOP	1:27.714	----	----	----	1:27.714 86.189
6	SBKR	44	Jamie HAMILTON	1:28.242	----	----	----	1:28.242 85.673
7	SBKR	61	John WALSH	----	1:28.933	----	----	1:28.933 85.008
8	SBKR	71	Davy MORGAN	----	----	1:29.501	----	1:29.501 84.468
9	SBKR	97	Seamus ELLIOTT	----	1:30.158	----	----	1:30.158 83.853
10	SBKR	31	Shaun ANDERSON	1:30.540	----	----	----	1:30.540 83.499
11	SBKR	4	Dan KNEEN	1:30.836	----	----	----	1:30.836 83.227
12	SBKR	93	Paul CRANSTON	----	----	1:30.967	----	1:30.967 83.107
13	SBKR	56	Sam WILSON	----	1:30.989	----	----	1:30.989 83.087
14	SBKR	52	Robert WILSON	----	1:31.257	----	----	1:31.257 82.843
15	SBKR	96	Andy FARRELL	----	1:31.487	----	----	1:31.487 82.635
16	SBKR	1	Stephen THOMPSON	1:31.652	----	----	----	1:31.652 82.486
17	SBKR	36	Michael PEARSON	1:32.092	----	----	----	1:32.092 82.092
18	SBKR	33	Mark HANNA	1:32.468	----	----	----	1:32.468 81.758
19	SBKR	172	Connor BEHAN	----	----	1:32.812	----	1:32.812 81.455
20	SBKR	11	Callum LAIDLAW	1:32.886	----	----	----	1:32.886 81.390
21	SBKR	22	Stephen McILVENNA	1:32.986	----	----	----	1:32.986 81.303
22	SBKR	73	James KELLY	----	1:33.215	----	----	1:33.215 81.103
23	SBKR	17	Nuno CAETANO	1:33.408	----	----	----	1:33.408 80.935
24	SBKR	119	Dave HEWSON	----	1:33.448	----	----	1:33.448 80.901
25	SBKR	104	Daley MATHISON	----	1:33.570	----	----	1:33.570 80.795
26	SBKR	63	Tom ROBINSON	----	1:33.675	----	----	1:33.675 80.705
27	SBKR	91	James NEESOM	----	1:33.679	----	----	1:33.679 80.701
28	SBKR	8	Anthony McCOLGAN	1:34.281	----	----	----	1:34.281 80.186
29	SBKR	28	Paul GARTLAND	1:34.972	----	----	----	1:34.972 79.602
30	SBKR	101	Shane EGAN	----	1:35.062	----	----	1:35.062 79.527
31	SBKR	72	Gareth KEYS	----	1:35.269	----	----	1:35.269 79.354
32	SBKR	21	Paul JORDAN	1:35.323	----	----	----	1:35.323 79.309
33	SBKR	29	Richard McLOUGHLIN	1:35.374	----	----	----	1:35.374 79.267
34	SBKR	55	Scott CAMPBELL	----	1:36.017	----	----	1:36.017 78.736
35	SBKR	26	Dennis BOOTH	1:36.129	----	----	----	1:36.129 78.644
36	SBKR	35	Mark GOODINGS	1:37.325	----	----	----	1:37.325 77.678
37	SBKR	144	Emmett BURKE	----	----	1:38.400	----	1:38.400 76.829
38	SBKR	43	Stephen DEGNAN	1:38.606	----	----	----	1:38.606 76.669
39	SBKR	117	Gary MILLER	----	1:38.976	----	----	1:38.976 76.382
40	SBKR	80	Phill ARCHER	----	1:39.054	----	----	1:39.054 76.322
41	SBKR	34	Colin STEPHENSON	1:39.926	----	----	----	1:39.926 75.656
42	SBKR	115	Damian HORAN	----	1:39.928	----	----	1:39.928 75.654
43	SBKR	24	Andrew SELLARS	1:39.966	----	----	----	1:39.966 75.626
44	SBKR	68	Gareth EVANS	1:40.620	----	----	----	1:40.620 75.134
45	SBKR	30	Aron HATCH	1:42.638	----	----	----	1:42.638 73.657
46	SBKR	131	Robert CAIRNS	----	1:44.810	----	----	1:44.810 72.131

Provisional result to be confirmed by the Stewards of the Meeting subject to completion of technical inspections & the time limit for protests

Page 1 / 1

Circuit	<b>Orritor</b>	Signed	 Chief Timekeeper	Organising Club	<b>Cookstown &amp; District MCC</b>
Length(miles)	<b>2.1000</b>	Issued At:			
Weather					
Track					

KDM HIRE COOKSTOWN 100

SUPERBIKE

Orritor 2.100 miles

R1: The Royal Hotel Open A

26/04/2014 10:30

Race (8 Laps)

RACE 1 - OPEN A

11	17 A	119 B	122 C	
10	11 A	22 B	73 C	
9	36 A	33 B	172 C	C
8				
7	96 A	1 B		
6	4 A	93 B	52 C	
5	71 A	97 B	31 C	B
4				
3	61 A			
2	6 A	3 B	44 C	
1	86 A POLE POSITION	65 B	82 C	A

KDM HIRE COOKSTOWN 100

SUPERBIKE

Orritor 2.100 miles


R16: KDM Hire Cookstown 100 A

26/04/2014 16:45

Race (10 Laps)

RACE 16 - COOKSTOWN 100 A

11	119 A	104 B		
10	11 A	73 B	17 C	
9	1 A	36 B	172 C	C
8				
7	52 A	96 B		
6	4 A	93 B	56 C	
5	71 A	97 B	31 C	B
4				
3	61 A			
2	6 A	3 B	44 C	
1	86 A POLE POSITION	65 B	82 C	A



# KDM HIRE COOKSTOWN 100

## SUPERBIKE

### Race 1- The Royal Hotel Open A

Saturday, 26 April 2014



Pos	Class	No	Name	Machine / Sponsor	Gp	Laps	Total Time	Behind	Speed	-----Best Lap-----		
										Time	Speed	On
<b>Race Classification</b>												
1	SBKR	82	Derek SHEILS	Kawasaki - CD Racing	a	8	11:28.706		87.817	1:24.602	89.360	8
2	SBKR	86	Derek McGEE	Kawasaki	a	8	11:29.461	0.755	87.721	1:24.784	89.168	6
3	SBKR	6	William DUNLOP	Suzuki - Tyco Suzuki by TAS	a	8	11:31.878	3.172	87.414	1:24.806	89.145	6
4	SBKR	44	Jamie HAMILTON	Honda - Wilson Craig Racing	a	8	11:37.468	8.762	86.714	1:25.773	88.140	3
5	SBKR	65	Michael SWEENEY	Kawasaki - MJR Racing	a	8	11:44.410	15.704	85.859	1:26.618	87.280	4
6	SBKR	97	Seamus ELLIOTT	Kawasaki - D & G W Racing	b	8	11:45.690	16.984	85.703	1:26.636	87.262	5
7	SBKR	4	Dan KNEEN	Suzuki - Cookstown BE Racing	b	8	11:45.838	17.132	85.685	1:26.123	87.781	7
8	SBKR	122	Alan BONNER	Honda	c	8	11:56.410	27.704	84.421	1:27.310	86.588	8
9	SBKR	61	John WALSH	BMW - Nolan	a	8	11:56.987	28.281	84.353	1:27.618	86.284	7
10	SBKR	71	Davy MORGAN	Honda - CMS	b	8	11:57.682	28.976	84.271	1:27.926	85.981	6
11	SBKR	31	Shaun ANDERSON	Suzuki - CN Racing	b	8	12:00.278	31.572	83.968	1:28.570	85.356	8
12	SBKR	172	Connor BEHAN	Kawasaki 600 - KMR / SGS International	c	8	12:02.768	34.062	83.678	1:28.910	85.030	6
13	SBKR	33	Mark HANNA	Triumph 675 - Roy Hanna Motors	c	8	12:02.869	34.163	83.667	1:29.161	84.790	2
14	SBKR	73	James KELLY	Yamaha 600 - Lifewest	c	8	12:09.804	41.098	82.872	1:29.474	84.494	8
15	SBKR	96	Andy FARRELL	Kawasaki 600 - Full Factory winnerswear	b	8	12:10.737	42.031	82.766	1:30.068	83.937	4
16	SBKR	93	Paul CRANSTON	Honda - P & J Fuel Haulage	b	8	12:11.567	42.861	82.672	1:30.056	83.948	7
17	SBKR	52	Robert WILSON	Kawasaki 600 - Stoddart Racing	b	8	12:15.346	46.640	82.247	1:29.953	84.044	7
18	SBKR	119	Dave HEWSON	Aprilia - Obsession Engineering	c	8	12:15.690	46.984	82.209	1:30.209	83.805	7
19	SBKR	11	Callum LAIDLAW	Honda - www.laidlawracing.co.uk	c	8	12:26.804	58.098	80.985	1:31.948	82.220	3
20	SBKR	22	Stephen McILVENNA	Yamaha 600	c	8	12:27.009	58.303	80.963	1:31.923	82.243	3

### Fastest Lap


SBKR	82	Derek SHEILS	Kawasaki - CD Racing	a						1:24.602	89.360	8
------	----	--------------	----------------------	---	--	--	--	--	--	----------	--------	---

### Not Classified

DNF	SBKR	36	Michael PEARSON	Kawasaki - NEI Kawasaki by Hotties	c	5	7:26.971	3 Laps	84.569	1:27.307	86.591	5
DNF	SBKR	3	Michael DUNLOP	BMW - MD Racing	a	4	5:53.747	4 Laps	85.485	1:26.619	87.279	4

Provisional result to be confirmed by the Stewards of the Meeting subject to completion of technical inspections & the time limit for protests

Page 1 / 1

Circuit	<b>Orritor</b>	Signed	 Chief Timekeeper	Organising Club	<b>Cookstown &amp; District MCC</b>
Length(miles)	<b>2.1000</b>	Issued At:	11:51	Race Started	<b>11:37</b>
Weather	<b>Sunny</b>	Gp Time Diff - <b>b 16.34 / c 31.78</b>			
Track	<b>Dry</b>				



# KDM HIRE COOKSTOWN 100

## SUPERBIKE

### Race 1- The Royal Hotel Open A

Saturday, 26 April 2014

## DETAILED RESULT



### Race Classification

#### **1** 82 Derek SHEILS

Total Time **11:28.706** Avg Speed **87.817** Behind  
Best Time **1:24.602** Best Speed **89.360** On **8** Gp **a**

Lap	Elapsed Time	Lap Time	Lap Speed
1	1:31.195	1:31.195	82.899
2	2:57.151	1:25.956	87.952
3	4:23.001	1:25.850	88.061
4	5:48.972	1:25.971	87.937
5	7:14.235	1:25.263	88.667
6	8:39.106	1:24.871	89.076
7	10:04.104	1:24.998	88.943
8	11:28.706	1:24.602	89.360

#### **2** 86 Derek McGEE

Total Time **11:29.461** Avg Speed **87.721** Behind **0.755**  
Best Time **1:24.784** Best Speed **89.168** On **6** Gp **a**

Lap	Elapsed Time	Lap Time	Lap Speed
1	1:32.311	1:32.311	81.897
2	2:59.268	1:26.957	86.940
3	4:24.784	1:25.516	88.405
4	5:49.759	1:24.975	88.967
5	7:14.858	1:25.099	88.838
6	8:39.642	1:24.784	89.168
7	10:04.529	1:24.887	89.060
8	11:29.461	1:24.932	89.012

#### **3** 6 William DUNLOP

Total Time **11:31.878** Avg Speed **87.414** Behind **3.172**  
Best Time **1:24.806** Best Speed **89.145** On **6** Gp **a**

Lap	Elapsed Time	Lap Time	Lap Speed
1	1:32.515	1:32.515	81.716
2	2:59.469	1:26.954	86.943
3	4:25.407	1:25.938	87.970
4	5:50.643	1:25.236	88.695
5	7:15.854	1:25.211	88.721
6	8:40.660	1:24.806	89.145
7	10:05.710	1:25.050	88.889
8	11:31.878	1:26.168	87.736

### Race Classification

#### **4** 44 Jamie HAMILTON

Total Time **11:37.468** Avg Speed **86.714** Behind **8.762**  
Best Time **1:25.773** Best Speed **88.140** On **3** Gp **a**

Lap	Elapsed Time	Lap Time	Lap Speed
1	1:33.095	1:33.095	81.207
2	3:00.212	1:27.117	86.780
3	4:25.985	1:25.773	88.140
4	5:51.901	1:25.916	87.993
5	7:18.358	1:26.457	87.442
6	8:44.186	1:25.828	88.083
7	10:10.253	1:26.067	87.839
8	11:37.468	1:27.215	86.682

#### **5** 65 Michael SWEENEY

Total Time **11:44.410** Avg Speed **85.859** Behind **15.704**  
Best Time **1:26.618** Best Speed **87.280** On **4** Gp **a**

Lap	Elapsed Time	Lap Time	Lap Speed
1	1:32.796	1:32.796	81.469
2	2:59.956	1:27.160	86.737
3	4:26.939	1:26.983	86.914
4	5:53.557	1:26.618	87.280
5	7:20.906	1:27.349	86.549
6	8:48.130	1:27.224	86.673
7	10:15.741	1:27.611	86.291
8	11:44.410	1:28.669	85.261

#### **6** 97 Seamus ELLIOTT

Total Time **11:45.690** Avg Speed **85.703** Behind **16.984**  
Best Time **1:26.636** Best Speed **87.262** On **5** Gp **b**

Lap	Elapsed Time	Lap Time	Lap Speed
1	1:33.889	1:33.889	80.521
2	3:02.600	1:28.711	85.221
3	4:30.276	1:27.676	86.227
4	5:57.353	1:27.077	86.820
5	7:23.989	1:26.636	87.262
6	8:51.351	1:27.362	86.536
7	10:18.677	1:27.326	86.572
8	11:45.690	1:27.013	86.884



MCUI Ulster  
Centre Timing  
powered by  
e-Laps timing software

[www.elaps-timing.com](http://www.elaps-timing.com)



# KDM HIRE COOKSTOWN 100

## SUPERBIKE

### Race 1- The Royal Hotel Open A

Saturday, 26 April 2014

## DETAILED RESULT



### Race Classification

#### **7** 4 Dan KNEEN

Total Time **11:45.838** Avg Speed **85.685** Behind **17.132**  
Best Time **1:26.123** Best Speed **87.781** On **7** Gp **b**

Lap	Elapsed Time	Lap Time	Lap Speed
1	1:36.448	1:36.448	78.384
2	3:05.101	1:28.653	85.276
3	4:32.167	1:27.066	86.831
4	5:59.185	1:27.018	86.879
5	7:26.712	1:27.527	86.373
6	8:53.580	1:26.868	87.029
7	10:19.703	1:26.123	87.781
8	11:45.838	1:26.135	87.769

#### **8** 122 Alan BONNER

Total Time **11:56.410** Avg Speed **84.421** Behind **27.704**  
Best Time **1:27.310** Best Speed **86.588** On **8** Gp **c**

Lap	Elapsed Time	Lap Time	Lap Speed
1	1:35.242	1:35.242	79.377
2	3:03.804	1:28.562	85.364
3	4:33.194	1:29.390	84.573
4	6:01.831	1:28.637	85.292
5	7:31.680	1:29.849	84.141
6	9:00.751	1:29.071	84.876
7	10:29.100	1:28.349	85.570
8	11:56.410	1:27.310	86.588

#### **9** 61 John WALSH

Total Time **11:56.987** Avg Speed **84.353** Behind **28.281**  
Best Time **1:27.618** Best Speed **86.284** On **7** Gp **a**

Lap	Elapsed Time	Lap Time	Lap Speed
1	1:35.307	1:35.307	79.323
2	3:04.247	1:28.940	85.001
3	4:32.252	1:28.005	85.904
4	6:00.845	1:28.593	85.334
5	7:29.795	1:28.950	84.992
6	8:58.230	1:28.435	85.487
7	10:25.848	1:27.618	86.284
8	11:56.987	1:31.139	82.950

### Race Classification

#### **10** 71 Davy MORGAN

Total Time **11:57.682** Avg Speed **84.271** Behind **28.976**  
Best Time **1:27.926** Best Speed **85.981** On **6** Gp **b**

Lap	Elapsed Time	Lap Time	Lap Speed
1	1:36.154	1:36.154	78.624
2	3:06.330	1:30.176	83.836
3	4:35.242	1:28.912	85.028
4	6:03.624	1:28.382	85.538
5	7:31.638	1:28.014	85.895
6	8:59.564	1:27.926	85.981
7	10:28.122	1:28.558	85.368
8	11:57.682	1:29.560	84.413

#### **11** 31 Shaun ANDERSON

Total Time **12:00.278** Avg Speed **83.968** Behind **31.572**  
Best Time **1:28.570** Best Speed **85.356** On **8** Gp **b**

Lap	Elapsed Time	Lap Time	Lap Speed
1	1:35.876	1:35.876	78.852
2	3:06.054	1:30.178	83.834
3	4:36.153	1:30.099	83.908
4	6:05.228	1:29.075	84.872
5	7:34.279	1:29.051	84.895
6	9:02.998	1:28.719	85.213
7	10:31.708	1:28.710	85.222
8	12:00.278	1:28.570	85.356

#### **12** 172 Connor BEHAN

Total Time **12:02.768** Avg Speed **83.678** Behind **34.062**  
Best Time **1:28.910** Best Speed **85.030** On **6** Gp **c**

Lap	Elapsed Time	Lap Time	Lap Speed
1	1:36.044	1:36.044	78.714
2	3:05.229	1:29.185	84.768
3	4:37.022	1:31.793	82.359
4	6:06.004	1:28.982	84.961
5	7:35.505	1:29.501	84.468
6	9:04.415	1:28.910	85.030
7	10:33.768	1:29.353	84.608
8	12:02.768	1:29.000	84.944



MCUI Ulster  
Centre Timing  
powered by  
e-Laps timing software

[www.elaps-timing.com](http://www.elaps-timing.com)




# KDM HIRE COOKSTOWN 100

## SUPERBIKE

Race 1- The Royal Hotel Open A

Saturday, 26 April 2014

### DETAILED RESULT



#### Race Classification

**13** 33 Mark HANNA

Total Time **12:02.869** Avg Speed **83.667** Behind **34.163**  
Best Time **1:29.161** Best Speed **84.790** On **2** Gp **c**

Lap	Elapsed Time	Lap Time	Lap Speed
1	1:36.312	1:36.312	78.495
2	3:05.473	1:29.161	84.790
3	4:34.930	1:29.457	84.510
4	6:04.849	1:29.919	84.076
5	7:34.517	1:29.668	84.311
6	9:04.019	1:29.502	84.467
7	10:33.310	1:29.291	84.667
8	12:02.869	1:29.559	84.414

**14** 73 James KELLY

Total Time **12:09.804** Avg Speed **82.872** Behind **41.098**  
Best Time **1:29.474** Best Speed **84.494** On **8** Gp **c**

Lap	Elapsed Time	Lap Time	Lap Speed
1	1:38.878	1:38.878	76.458
2	3:09.618	1:30.740	83.315
3	4:40.557	1:30.939	83.133
4	6:10.728	1:30.171	83.841
5	7:41.003	1:30.275	83.744
6	9:10.826	1:29.823	84.166
7	10:40.330	1:29.504	84.465
8	12:09.804	1:29.474	84.494

**15** 96 Andy FARRELL

Total Time **12:10.737** Avg Speed **82.766** Behind **42.031**  
Best Time **1:30.068** Best Speed **83.937** On **4** Gp **b**

Lap	Elapsed Time	Lap Time	Lap Speed
1	1:36.876	1:36.876	78.038
2	3:07.731	1:30.855	83.210
3	4:37.938	1:30.207	83.807
4	6:08.006	1:30.068	83.937
5	7:38.160	1:30.154	83.857
6	9:08.831	1:30.671	83.378
7	10:39.841	1:31.010	83.068
8	12:10.737	1:30.896	83.172

#### Race Classification

**16** 93 Paul CRANSTON

Total Time **12:11.567** Avg Speed **82.672** Behind **42.861**  
Best Time **1:30.056** Best Speed **83.948** On **7** Gp **b**

Lap	Elapsed Time	Lap Time	Lap Speed
1	1:37.240	1:37.240	77.746
2	3:08.496	1:31.256	82.844
3	4:39.147	1:30.651	83.397
4	6:09.704	1:30.557	83.483
5	7:39.918	1:30.214	83.801
6	9:11.397	1:31.479	82.642
7	10:41.453	1:30.056	83.948
8	12:11.567	1:30.114	83.894

**17** 52 Robert WILSON

Total Time **12:15.346** Avg Speed **82.247** Behind **46.640**  
Best Time **1:29.953** Best Speed **84.044** On **7** Gp **b**

Lap	Elapsed Time	Lap Time	Lap Speed
1	1:39.770	1:39.770	75.774
2	3:11.648	1:31.878	82.283
3	4:42.880	1:31.232	82.866
4	6:13.088	1:30.208	83.806
5	7:43.655	1:30.567	83.474
6	9:14.295	1:30.640	83.407
7	10:44.248	1:29.953	84.044
8	12:15.346	1:31.098	82.988

**18** 119 Dave HEWSON

Total Time **12:15.690** Avg Speed **82.209** Behind **46.984**  
Best Time **1:30.209** Best Speed **83.805** On **7** Gp **c**

Lap	Elapsed Time	Lap Time	Lap Speed
1	1:37.803	1:37.803	77.298
2	3:09.538	1:31.735	82.411
3	4:41.466	1:31.928	82.238
4	6:12.629	1:31.163	82.928
5	7:43.810	1:31.181	82.912
6	9:14.833	1:31.023	83.056
7	10:45.042	1:30.209	83.805
8	12:15.690	1:30.648	83.400



MCUI Ulster  
Centre Timing  
powered by  
e-Laps timing software

[www.elaps-timing.com](http://www.elaps-timing.com)



# KDM HIRE COOKSTOWN 100

## SUPERBIKE

Race 1- The Royal Hotel Open A

Saturday, 26 April 2014

## DETAILED RESULT



### Race Classification

#### 19 11 Callum LAIDLAW

Total Time **12:26.804** Avg Speed **80.985** Behind **58.098**

Best Time **1:31.948** Best Speed **82.220** On **3** Gp **c**

Lap	Elapsed Time	Lap Time	Lap Speed
1	1:38.624	1:38.624	76.655
2	3:11.209	1:32.585	81.655
3	4:43.157	1:31.948	82.220
4	6:15.155	1:31.998	82.176
5	7:47.346	1:32.191	82.004
6	9:20.153	1:32.807	81.459
7	10:53.393	1:33.240	81.081
8	12:26.804	1:33.411	80.933

#### 20 22 Stephen McILVENNA

Total Time **12:27.009** Avg Speed **80.963** Behind **58.303**

Best Time **1:31.923** Best Speed **82.243** On **3** Gp **c**

Lap	Elapsed Time	Lap Time	Lap Speed
1	1:39.202	1:39.202	76.208
2	3:11.338	1:32.136	82.053
3	4:43.261	1:31.923	82.243
4	6:15.297	1:32.036	82.142
5	7:47.453	1:32.156	82.035
6	9:20.428	1:32.975	81.312
7	10:53.601	1:33.173	81.139
8	12:27.009	1:33.408	80.935

### Not Classified

#### DNF 36 Michael PEARSON

Total Time **7:26.971** Avg Speed **84.569** Behind **3 Laps**

Best Time **1:27.307** Best Speed **86.591** On **5** Gp **c**

Lap	Elapsed Time	Lap Time	Lap Speed
1	1:34.432	1:34.432	80.058
2	3:03.267	1:28.835	85.102
3	4:32.115	1:28.848	85.089
4	5:59.664	1:27.549	86.352
5	7:26.971	1:27.307	86.591

#### DNF 3 Michael DUNLOP

Total Time **5:53.747** Avg Speed **85.485** Behind **4 Laps**

Best Time **1:26.619** Best Speed **87.279** On **4** Gp **a**

Lap	Elapsed Time	Lap Time	Lap Speed
1	1:33.422	1:33.422	80.923
2	3:00.454	1:27.032	86.865
3	4:27.128	1:26.674	87.223
4	5:53.747	1:26.619	87.279



MCUI Ulster  
Centre Timing  
powered by  
e-Laps timing software

[www.elaps-timing.com](http://www.elaps-timing.com)




# KDM HIRE COOKSTOWN 100

## SUPERBIKE

### Race 1- The Royal Hotel Open A

## LAP CHART



1					3					5				
No	Name	G	Elapsed Time	Lap Time	No	Name	G	Elapsed Time	Lap Time	No	Name	G	Elapsed Time	Lap Time
82	Derek SHEILS	a	1:31.195	1:31.195	82	Derek SHEILS	a	4:23.001	1:25.850	82	Derek SHEILS	a	7:14.235	1:25.263
86	Derek McGEE	a	1:32.311	1:32.311	86	Derek McGEE	a	4:24.784	1:25.516	86	Derek McGEE	a	7:14.858	1:25.099
6	William DUNLOP	a	1:32.515	1:32.515	6	William DUNLOP	a	4:25.407	1:25.938	6	William DUNLOP	a	7:15.854	1:25.211
65	Michael SWEENEY	a	1:32.796	1:32.796	44	Jamie HAMILTON	a	4:25.985	1:25.773	44	Jamie HAMILTON	a	7:18.358	1:26.457
44	Jamie HAMILTON	a	1:33.095	1:33.095	65	Michael SWEENEY	a	4:26.939	1:26.983	65	Michael SWEENEY	a	7:20.906	1:27.349
3	Michael DUNLOP	a	1:33.422	1:33.422	3	Michael DUNLOP	a	4:27.128	1:26.674	97	Seamus ELLIOTT	b	7:23.989	1:26.636
97	Seamus ELLIOTT	b	1:33.889	1:33.889	97	Seamus ELLIOTT	b	4:30.276	1:27.676	4	Dan KNEEN	b	7:26.712	1:27.527
36	Michael PEARSON	c	1:34.432	1:34.432	36	Michael PEARSON	c	4:32.115	1:28.848	36	Michael PEARSON	c	7:26.971	1:27.307
122	Alan BONNER	c	1:35.242	1:35.242	4	Dan KNEEN	b	4:32.167	1:27.066	61	John WALSH	a	7:29.795	1:28.950
61	John WALSH	a	1:35.307	1:35.307	61	John WALSH	a	4:32.252	1:28.005	71	Davy MORGAN	b	7:31.638	1:28.014
31	Shaun ANDERSON	b	1:35.876	1:35.876	122	Alan BONNER	c	4:33.194	1:29.390	122	Alan BONNER	c	7:31.680	1:29.849
172	Connor BEHAN	c	1:36.044	1:36.044	33	Mark HANNA	c	4:34.930	1:29.457	31	Shaun ANDERSON	b	7:34.279	1:29.051
71	Davy MORGAN	b	1:36.154	1:36.154	71	Davy MORGAN	b	4:35.242	1:28.912	33	Mark HANNA	c	7:34.517	1:29.668
33	Mark HANNA	c	1:36.312	1:36.312	31	Shaun ANDERSON	b	4:36.153	1:30.099	172	Connor BEHAN	c	7:35.505	1:29.501
4	Dan KNEEN	b	1:36.448	1:36.448	172	Connor BEHAN	c	4:37.022	1:31.793	96	Andy FARRELL	b	7:38.160	1:30.154
96	Andy FARRELL	b	1:36.876	1:36.876	96	Andy FARRELL	b	4:37.938	1:30.207	93	Paul CRANSTON	b	7:39.918	1:30.214
93	Paul CRANSTON	b	1:37.240	1:37.240	93	Paul CRANSTON	b	4:39.147	1:30.651	73	James KELLY	c	7:41.003	1:30.275
119	Dave HEWSON	c	1:37.803	1:37.803	73	James KELLY	c	4:40.557	1:30.939	52	Robert WILSON	b	7:43.655	1:30.567
11	Callum LAIDLAW	c	1:38.624	1:38.624	119	Dave HEWSON	c	4:41.466	1:31.928	119	Dave HEWSON	c	7:43.810	1:31.181
73	James KELLY	c	1:38.878	1:38.878	52	Robert WILSON	b	4:42.880	1:31.232	11	Callum LAIDLAW	c	7:47.346	1:32.191
22	Stephen McILVENNA	c	1:39.202	1:39.202	11	Callum LAIDLAW	c	4:43.157	1:31.948	22	Stephen McILVENNA	c	7:47.453	1:32.156
52	Robert WILSON	b	1:39.770	1:39.770	22	Stephen McILVENNA	c	4:43.261	1:31.923					


2					4					6				
No	Name	G	Elapsed Time	Lap Time	No	Name	G	Elapsed Time	Lap Time	No	Name	G	Elapsed Time	Lap Time
82	Derek SHEILS	a	2:57.151	1:25.956	82	Derek SHEILS	a	5:48.972	1:25.971	82	Derek SHEILS	a	8:39.106	1:24.871
86	Derek McGEE	a	2:59.268	1:26.957	86	Derek McGEE	a	5:49.759	1:24.975	86	Derek McGEE	a	8:39.642	1:24.784
6	William DUNLOP	a	2:59.469	1:26.954	6	William DUNLOP	a	5:50.643	1:25.236	6	William DUNLOP	a	8:40.660	1:24.806
65	Michael SWEENEY	a	2:59.956	1:27.160	6	William DUNLOP	a	5:50.643	1:25.236	44	Jamie HAMILTON	a	8:44.186	1:25.828
44	Jamie HAMILTON	a	3:00.212	1:27.117	44	Jamie HAMILTON	a	5:51.901	1:25.916	65	Michael SWEENEY	a	8:48.130	1:27.224
3	Michael DUNLOP	a	3:00.454	1:27.032	65	Michael SWEENEY	a	5:53.557	1:26.618	97	Seamus ELLIOTT	b	8:51.351	1:27.362
97	Seamus ELLIOTT	b	3:02.600	1:28.711	3	Michael DUNLOP	a	5:53.747	1:26.619	97	Seamus ELLIOTT	b	8:51.351	1:27.362
36	Michael PEARSON	c	3:03.267	1:28.835	97	Seamus ELLIOTT	b	5:57.353	1:27.077	4	Dan KNEEN	b	8:53.580	1:26.868
122	Alan BONNER	c	3:03.804	1:28.562	4	Dan KNEEN	b	5:59.185	1:27.018	61	John WALSH	a	8:58.230	1:28.435
61	John WALSH	a	3:04.247	1:28.940	36	Michael PEARSON	c	5:59.664	1:27.549	71	Davy MORGAN	b	8:59.564	1:27.926
4	Dan KNEEN	b	3:05.101	1:28.653	61	John WALSH	a	6:00.845	1:28.593	122	Alan BONNER	c	9:00.751	1:29.071
172	Connor BEHAN	c	3:05.229	1:29.185	122	Alan BONNER	c	6:01.831	1:28.637	31	Shaun ANDERSON	b	9:02.998	1:28.719
33	Mark HANNA	c	3:05.473	1:29.161	71	Davy MORGAN	b	6:03.624	1:28.382	33	Mark HANNA	c	9:04.019	1:29.502
31	Shaun ANDERSON	b	3:06.054	1:30.178	33	Mark HANNA	c	6:04.849	1:29.919	172	Connor BEHAN	c	9:04.415	1:28.910
71	Davy MORGAN	b	3:06.330	1:30.176	31	Shaun ANDERSON	b	6:05.228	1:29.075	96	Andy FARRELL	b	9:08.831	1:30.671
96	Andy FARRELL	b	3:07.731	1:30.855	172	Connor BEHAN	c	6:06.004	1:28.982	73	James KELLY	c	9:10.826	1:29.823
93	Paul CRANSTON	b	3:08.496	1:31.256	96	Andy FARRELL	b	6:08.006	1:30.068	93	Paul CRANSTON	b	9:11.397	1:31.479
119	Dave HEWSON	c	3:09.538	1:31.735	93	Paul CRANSTON	b	6:09.704	1:30.557	52	Robert WILSON	b	9:14.295	1:30.640
73	James KELLY	c	3:09.618	1:30.740	119	Dave HEWSON	c	6:12.629	1:31.163	119	Dave HEWSON	c	9:14.833	1:31.023
11	Callum LAIDLAW	c	3:11.209	1:32.585	73	James KELLY	c	6:10.728	1:30.171	11	Callum LAIDLAW	c	9:20.153	1:32.807
22	Stephen McILVENNA	c	3:11.338	1:32.136	119	Dave HEWSON	c	6:12.629	1:31.163	22	Stephen McILVENNA	c	9:20.428	1:32.975
52	Robert WILSON	b	3:11.648	1:31.878	52	Robert WILSON	b	6:13.088	1:30.208					
					11	Callum LAIDLAW	c	6:15.155	1:31.998					
					22	Stephen McILVENNA	c	6:15.297	1:32.036					

# KDM HIRE COOKSTOWN 100

## SUPERBIKE

### Race 1- The Royal Hotel Open A

## LAP CHART



7

No	Name	G	Elapsed Time	Lap Time
82	Derek SHEILS	a	10:04.104	1:24.998
86	Derek McGEE	a	10:04.529	1:24.887
6	William DUNLOP	a	10:05.710	1:25.050
44	Jamie HAMILTON	a	10:10.253	1:26.067
65	Michael SWEENEY	a	10:15.741	1:27.611
97	Seamus ELLIOTT	b	10:18.677	1:27.326
4	Dan KNEEN	b	10:19.703	1:26.123
61	John WALSH	a	10:25.848	1:27.618
71	Davy MORGAN	b	10:28.122	1:28.558
122	Alan BONNER	c	10:29.100	1:28.349
31	Shaun ANDERSON	b	10:31.708	1:28.710
33	Mark HANNA	c	10:33.310	1:29.291
172	Connor BEHAN	c	10:33.768	1:29.353
96	Andy FARRELL	b	10:39.841	1:31.010
73	James KELLY	c	10:40.330	1:29.504
93	Paul CRANSTON	b	10:41.453	1:30.056
52	Robert WILSON	b	10:44.248	1:29.953
119	Dave HEWSON	c	10:45.042	1:30.209
11	Callum LAIDLAW	c	10:53.393	1:33.240
22	Stephen McLIVENNA	c	10:53.601	1:33.173

8

No	Name	G	Elapsed Time	Lap Time
82	Derek SHEILS	a	11:28.706	1:24.602
86	Derek McGEE	a	11:29.461	1:24.932
6	William DUNLOP	a	11:31.878	1:26.168
44	Jamie HAMILTON	a	11:37.468	1:27.215
65	Michael SWEENEY	a	11:44.410	1:28.669
97	Seamus ELLIOTT	b	11:45.690	1:27.013
4	Dan KNEEN	b	11:45.838	1:26.135
122	Alan BONNER	c	11:56.410	1:27.310
61	John WALSH	a	11:56.987	1:31.139
71	Davy MORGAN	b	11:57.682	1:29.560
31	Shaun ANDERSON	b	12:00.278	1:28.570
172	Connor BEHAN	c	12:02.768	1:29.000
33	Mark HANNA	c	12:02.869	1:29.559
73	James KELLY	c	12:09.804	1:29.474
96	Andy FARRELL	b	12:10.737	1:30.896
93	Paul CRANSTON	b	12:11.567	1:30.114
52	Robert WILSON	b	12:15.346	1:31.098
119	Dave HEWSON	c	12:15.690	1:30.648
11	Callum LAIDLAW	c	12:26.804	1:33.411
22	Stephen McLIVENNA	c	12:27.009	1:33.408

# KDM HIRE COOKSTOWN 100

## SUPERBIKE

### Race 16 - KDM Hire Cookstown 100 A

Saturday, 26 April 2014



Pos	Class	No	Name	Machine / Sponsor	Gp	Laps	Total Time	Behind	Speed	-----Best Lap-----		
										Time	Speed	On
<b>Race Classification</b>												
1	SBKR	4	Dan KNEEN	Suzuki - Cookstown BE Racing	b	8	11:27.532		87.967	1:24.364	89.612	8
2	SBKR	6	William DUNLOP	Suzuki - Tyco Suzuki by TAS	a	8	11:27.881	0.349	87.922	1:24.307	89.672	8
3	SBKR	86	Derek McGEE	Kawasaki	a	8	11:29.645	2.113	87.697	1:24.456	89.514	6
4	SBKR	82	Derek SHEILS	Kawasaki - CD Racing	a	8	11:29.779	2.247	87.680	1:24.764	89.189	6
5	SBKR	65	Michael SWEENEY	Kawasaki - MJR Racing	a	8	11:34.909	7.377	87.033	1:24.884	89.063	4
6	SBKR	61	John WALSH	BMW - Nolan	a	8	11:46.922	19.390	85.554	1:26.758	87.139	4
7	SBKR	122	Alan BONNER	Honda	c	8	11:47.499	19.967	85.484	1:27.029	86.868	5
8	SBKR	97	Seamus ELLIOTT	Kawasaki - D & G W Racing	b	8	11:50.682	23.150	85.101	1:27.240	86.657	8
9	SBKR	31	Shaun ANDERSON	Suzuki - CN Racing	b	8	11:50.850	23.318	85.081	1:26.651	87.247	6
10	SBKR	71	Davy MORGAN	Honda - Strangford Holiday Park	b	8	11:58.799	31.267	84.140	1:28.156	85.757	5
11	SBKR	56	Sam WILSON	Yamaha - NJT Racing	b	8	12:01.044	33.512	83.878	1:28.697	85.234	3
12	SBKR	96	Andy FARRELL	Kawasaki 600 - Full Factory winnerswear	b	8	12:07.852	40.320	83.094	1:29.455	84.512	5
13	SBKR	52	Robert WILSON	Kawasaki 600 - Stoddart Racing	b	8	12:10.367	42.835	82.808	1:29.829	84.160	5
14	SBKR	93	Paul CRANSTON	Honda - P & J Fuel Haulage	b	8	12:12.155	44.623	82.605	1:29.719	84.263	8
15	SBKR	119	Dave HEWSON	Aprilia - Obsession Engineering	c	7	10:37.131	1 Lap	83.060	1:29.206	84.748	6
16	SBKR	104	Daley MATHISON	Suzuki - Hol-Taj	c	7	10:44.409	7.278	82.122	1:29.277	84.680	6
17	SBKR	11	Callum LAIDLAW	Honda - www.laidlawracing.co.uk	c	7	10:46.001	8.870	81.919	1:30.777	83.281	3
18	SBKR	17	Nuno CAETANO	Kawasaki - KS Team of Portugal	c	7	10:52.917	15.786	81.052	1:31.457	82.662	4

#### Fastest Lap


SBKR	6	William DUNLOP	Suzuki - Tyco Suzuki by TAS	a						1:24.307	89.672	8
------	---	----------------	-----------------------------	---	--	--	--	--	--	----------	--------	---

#### Not Classified

DNF	SBKR	73	James KELLY	Yamaha 600 - Lifewest	c	2	3:25.150	6 Laps	73.702	1:42.359	73.858	1
-----	------	----	-------------	-----------------------	---	---	----------	--------	--------	----------	--------	---

Provisional result to be confirmed by the Stewards of the Meeting subject to completion of technical inspections & the time limit for protests

Page 1 / 1

Circuit	<b>Orritor</b>	Signed		Organising Club	<b>Cookstown &amp; District MCC</b>
Length(miles)	<b>2.1000</b>		Chief Timekeeper	Race Started	<b>16:49</b>
Weather	<b>Sunny</b>	Issued At:	17:06	Gp Time Diff - b 22.17 / c 50.36	
Track	<b>Dry</b>				


# KDM HIRE COOKSTOWN 100

## SUPERBIKE

### Race 16 - KDM Hire Cookstown 100 A

Saturday, 26 April 2014

## DETAILED RESULT



### Race Classification

#### **1** 4 Dan KNEEN

Total Time **11:27.532** Avg Speed **87.967** Behind  
Best Time **1:24.364** Best Speed **89.612** On **8** Gp **b**

Lap	Elapsed Time	Lap Time	Lap Speed
1	1:31.551	1:31.551	82.577
2	2:57.199	1:25.648	88.268
3	4:22.996	1:25.797	88.115
4	5:47.956	1:24.960	88.983
5	7:12.824	1:24.868	89.080
6	8:37.862	1:25.038	88.901
7	10:03.168	1:25.306	88.622
8	11:27.532	1:24.364	89.612

#### **2** 6 William DUNLOP

Total Time **11:27.881** Avg Speed **87.922** Behind **0.349**  
Best Time **1:24.307** Best Speed **89.672** On **8** Gp **a**

Lap	Elapsed Time	Lap Time	Lap Speed
1	1:31.021	1:31.021	83.058
2	2:58.563	1:27.542	86.359
3	4:23.770	1:25.207	88.725
4	5:48.910	1:25.140	88.795
5	7:13.828	1:24.918	89.027
6	8:38.600	1:24.772	89.180
7	10:03.574	1:24.974	88.968
8	11:27.881	1:24.307	89.672

#### **3** 86 Derek McGEE

Total Time **11:29.645** Avg Speed **87.697** Behind **2.113**  
Best Time **1:24.456** Best Speed **89.514** On **6** Gp **a**

Lap	Elapsed Time	Lap Time	Lap Speed
1	1:30.929	1:30.929	83.142
2	2:58.486	1:27.557	86.344
3	4:24.998	1:26.512	87.387
4	5:49.935	1:24.937	89.007
5	7:15.055	1:25.120	88.816
6	8:39.511	1:24.456	89.514
7	10:04.664	1:25.153	88.781
8	11:29.645	1:24.981	88.961

### Race Classification

#### **4** 82 Derek SHEILS

Total Time **11:29.779** Avg Speed **87.680** Behind **2.247**  
Best Time **1:24.764** Best Speed **89.189** On **6** Gp **a**

Lap	Elapsed Time	Lap Time	Lap Speed
1	1:31.548	1:31.548	82.580
2	2:58.773	1:27.225	86.672
3	4:25.123	1:26.350	87.551
4	5:50.095	1:24.972	88.970
5	7:15.407	1:25.312	88.616
6	8:40.171	1:24.764	89.189
7	10:05.011	1:24.840	89.109
8	11:29.779	1:24.768	89.185

#### **5** 65 Michael SWEENEY

Total Time **11:34.909** Avg Speed **87.033** Behind **7.377**  
Best Time **1:24.884** Best Speed **89.063** On **4** Gp **a**

Lap	Elapsed Time	Lap Time	Lap Speed
1	1:34.465	1:34.465	80.030
2	3:00.538	1:26.073	87.832
3	4:26.174	1:25.636	88.281
4	5:51.058	1:24.884	89.063
5	7:16.303	1:25.245	88.686
6	8:41.967	1:25.664	88.252
7	10:08.130	1:26.163	87.741
8	11:34.909	1:26.779	87.118

#### **6** 61 John WALSH

Total Time **11:46.922** Avg Speed **85.554** Behind **19.390**  
Best Time **1:26.758** Best Speed **87.139** On **4** Gp **a**

Lap	Elapsed Time	Lap Time	Lap Speed
1	1:35.071	1:35.071	79.520
2	3:02.630	1:27.559	86.342
3	4:29.865	1:27.235	86.662
4	5:56.623	1:26.758	87.139
5	7:24.105	1:27.482	86.418
6	8:51.247	1:27.142	86.755
7	10:18.719	1:27.472	86.428
8	11:46.922	1:28.203	85.711



MCUI Ulster  
Centre Timing  
powered by  
e-Laps timing software

[www.elaps-timing.com](http://www.elaps-timing.com)





# KDM HIRE COOKSTOWN 100

## SUPERBIKE

### Race 16 - KDM Hire Cookstown 100 A

Saturday, 26 April 2014

## DETAILED RESULT



### Race Classification

#### **7** 122 Alan BONNER

Total Time **11:47.499** Avg Speed **85.484** Behind **19.967**  
Best Time **1:27.029** Best Speed **86.868** On **5** Gp **c**

Lap	Elapsed Time	Lap Time	Lap Speed
1	1:36.062	1:36.062	78.699
2	3:03.430	1:27.368	86.531
3	4:30.534	1:27.104	86.793
4	5:57.671	1:27.137	86.760
5	7:24.700	1:27.029	86.868
6	8:51.940	1:27.240	86.657
7	10:20.213	1:28.273	85.643
8	11:47.499	1:27.286	86.612

#### **8** 97 Seamus ELLIOTT

Total Time **11:50.682** Avg Speed **85.101** Behind **23.150**  
Best Time **1:27.240** Best Speed **86.657** On **8** Gp **b**

Lap	Elapsed Time	Lap Time	Lap Speed
1	1:35.455	1:35.455	79.200
2	3:04.628	1:29.173	84.779
3	4:32.226	1:27.598	86.303
4	6:00.272	1:28.046	85.864
5	7:27.973	1:27.701	86.202
6	8:55.404	1:27.431	86.468
7	10:23.442	1:28.038	85.872
8	11:50.682	1:27.240	86.657

#### **9** 31 Shaun ANDERSON

Total Time **11:50.850** Avg Speed **85.081** Behind **23.318**  
Best Time **1:26.651** Best Speed **87.247** On **6** Gp **b**

Lap	Elapsed Time	Lap Time	Lap Speed
1	1:37.193	1:37.193	77.783
2	3:06.401	1:29.208	84.746
3	4:35.133	1:28.732	85.200
4	6:03.359	1:28.226	85.689
5	7:30.132	1:26.773	87.124
6	8:56.783	1:26.651	87.247
7	10:24.001	1:27.218	86.679
8	11:50.850	1:26.849	87.048

### Race Classification

#### **10** 71 Davy MORGAN

Total Time **11:58.799** Avg Speed **84.140** Behind **31.267**  
Best Time **1:28.156** Best Speed **85.757** On **5** Gp **b**

Lap	Elapsed Time	Lap Time	Lap Speed
1	1:36.503	1:36.503	78.340
2	3:05.567	1:29.064	84.883
3	4:34.313	1:28.746	85.187
4	6:03.613	1:29.300	84.658
5	7:31.769	1:28.156	85.757
6	9:00.095	1:28.326	85.592
7	10:29.450	1:29.355	84.606
8	11:58.799	1:29.349	84.612

#### **11** 56 Sam WILSON

Total Time **12:01.044** Avg Speed **83.878** Behind **33.512**  
Best Time **1:28.697** Best Speed **85.234** On **3** Gp **b**

Lap	Elapsed Time	Lap Time	Lap Speed
1	1:36.576	1:36.576	78.280
2	3:05.797	1:29.221	84.733
3	4:34.494	1:28.697	85.234
4	6:04.064	1:29.570	84.403
5	7:33.160	1:29.096	84.852
6	9:02.372	1:29.212	84.742
7	10:31.464	1:29.092	84.856
8	12:01.044	1:29.580	84.394

#### **12** 96 Andy FARRELL

Total Time **12:07.852** Avg Speed **83.094** Behind **40.320**  
Best Time **1:29.455** Best Speed **84.512** On **5** Gp **b**

Lap	Elapsed Time	Lap Time	Lap Speed
1	1:37.876	1:37.876	77.241
2	3:07.871	1:29.995	84.005
3	4:38.168	1:30.297	83.724
4	6:08.085	1:29.917	84.078
5	7:37.540	1:29.455	84.512
6	9:07.425	1:29.885	84.107
7	10:37.297	1:29.872	84.120
8	12:07.852	1:30.555	83.485



MCUI Ulster  
Centre Timing  
powered by  
e-Laps timing software

[www.elaps-timing.com](http://www.elaps-timing.com)



# KDM HIRE COOKSTOWN 100

## SUPERBIKE

### Race 16 - KDM Hire Cookstown 100 A

Saturday, 26 April 2014

## DETAILED RESULT



### Race Classification

#### **13** 52 Robert WILSON

Total Time **12:10.367** Avg Speed **82.808** Behind **42.835**  
Best Time **1:29.829** Best Speed **84.160** On **5** Gp **b**

Lap	Elapsed Time	Lap Time	Lap Speed
1	1:39.002	1:39.002	76.362
2	3:09.748	1:30.746	83.309
3	4:40.466	1:30.718	83.335
4	6:10.487	1:30.021	83.980
5	7:40.316	1:29.829	84.160
6	9:10.352	1:30.036	83.966
7	10:40.513	1:30.161	83.850
8	12:10.367	1:29.854	84.136

#### **14** 93 Paul CRANSTON

Total Time **12:12.155** Avg Speed **82.605** Behind **44.623**  
Best Time **1:29.719** Best Speed **84.263** On **8** Gp **b**

Lap	Elapsed Time	Lap Time	Lap Speed
1	1:38.370	1:38.370	76.853
2	3:10.004	1:31.634	82.502
3	4:40.802	1:30.798	83.262
4	6:11.465	1:30.663	83.386
5	7:41.748	1:30.283	83.737
6	9:11.677	1:29.929	84.066
7	10:42.436	1:30.759	83.298
8	12:12.155	1:29.719	84.263

#### **15** 119 Dave HEWSON

Total Time **10:37.131** Avg Speed **83.060** Behind **1 Lap**  
Best Time **1:29.206** Best Speed **84.748** On **6** Gp **c**

Lap	Elapsed Time	Lap Time	Lap Speed
1	1:37.299	1:37.299	77.699
2	3:08.403	1:31.104	82.982
3	4:38.513	1:30.110	83.897
4	6:08.320	1:29.807	84.181
5	7:38.065	1:29.745	84.239
6	9:07.271	1:29.206	84.748
7	10:37.131	1:29.860	84.131

#### **16** 104 Daley MATHISON

Total Time **10:44.409** Avg Speed **82.122** Behind **7.278**  
Best Time **1:29.277** Best Speed **84.680** On **6** Gp **c**

Lap	Elapsed Time	Lap Time	Lap Speed
1	1:39.035	1:39.035	76.337
2	3:10.854	1:31.819	82.336
3	4:42.452	1:31.598	82.535
4	6:13.186	1:30.734	83.320
5	7:43.295	1:30.109	83.898
6	9:12.572	1:29.277	84.680
7	10:44.409	1:31.837	82.320

### Race Classification

#### **17** 11 Callum LAIDLAW

Total Time **10:46.001** Avg Speed **81.919** Behind **8.870**  
Best Time **1:30.777** Best Speed **83.281** On **3** Gp **c**

Lap	Elapsed Time	Lap Time	Lap Speed
1	1:38.413	1:38.413	76.819
2	3:09.515	1:31.102	82.984
3	4:40.292	1:30.777	83.281
4	6:11.385	1:31.093	82.992
5	7:42.619	1:31.234	82.864
6	9:14.056	1:31.437	82.680
7	10:46.001	1:31.945	82.223

#### **18** 17 Nuno CAETANO

Total Time **10:52.917** Avg Speed **81.052** Behind **15.786**  
Best Time **1:31.457** Best Speed **82.662** On **4** Gp **c**

Lap	Elapsed Time	Lap Time	Lap Speed
1	1:39.614	1:39.614	75.893
2	3:11.580	1:31.966	82.204
3	4:43.471	1:31.891	82.271
4	6:14.928	1:31.457	82.662
5	7:46.943	1:32.015	82.161
6	9:20.306	1:33.363	80.974
7	10:52.917	1:32.611	81.632

### Not Classified

#### **DNF** 73 James KELLY

Total Time **3:25.150** Avg Speed **73.702** Behind **6 Laps**  
Best Time **1:42.359** Best Speed **73.858** On **1** Gp **c**

Lap	Elapsed Time	Lap Time	Lap Speed
1	1:42.359	1:42.359	73.858
2	3:25.150	1:42.791	73.547



MCUI Ulster  
Centre Timing  
powered by  
e-Laps timing software

[www.elaps-timing.com](http://www.elaps-timing.com)




# KDM HIRE COOKSTOWN 100

## SUPERBIKE

### Race 16 - KDM Hire Cookstown 100 A

## LAP CHART



1					3					5				
No	Name	G	Elapsed Time	Lap Time	No	Name	G	Elapsed Time	Lap Time	No	Name	G	Elapsed Time	Lap Time
86	Derek McGEE	a	1:30.929	1:30.929	4	Dan KNEEN	b	4:22.996	1:25.797	4	Dan KNEEN	b	7:12.824	1:24.868
6	William DUNLOP	a	1:31.021	1:31.021	6	William DUNLOP	a	4:23.770	1:25.207	6	William DUNLOP	a	7:13.828	1:24.918
82	Derek SHEILS	a	1:31.548	1:31.548	86	Derek McGEE	a	4:24.998	1:26.512	86	Derek McGEE	a	7:15.055	1:25.120
4	Dan KNEEN	b	1:31.551	1:31.551	82	Derek SHEILS	a	4:25.123	1:26.350	82	Derek SHEILS	a	7:15.407	1:25.312
65	Michael SWEENEY	a	1:34.465	1:34.465	65	Michael SWEENEY	a	4:26.174	1:25.636	65	Michael SWEENEY	a	7:16.303	1:25.245
61	John WALSH	a	1:35.071	1:35.071	61	John WALSH	a	4:29.865	1:27.235	61	John WALSH	a	7:24.105	1:27.482
97	Seamus ELLIOTT	b	1:35.455	1:35.455	122	Alan BONNER	c	4:30.534	1:27.104	122	Alan BONNER	c	7:24.700	1:27.029
122	Alan BONNER	c	1:36.062	1:36.062	97	Seamus ELLIOTT	b	4:32.226	1:27.598	97	Seamus ELLIOTT	b	7:27.973	1:27.701
71	Davy MORGAN	b	1:36.503	1:36.503	71	Davy MORGAN	b	4:34.313	1:28.746	31	Shaun ANDERSON	b	7:30.132	1:26.773
56	Sam WILSON	b	1:36.576	1:36.576	56	Sam WILSON	b	4:34.494	1:28.697	71	Davy MORGAN	b	7:31.769	1:28.156
31	Shaun ANDERSON	b	1:37.193	1:37.193	31	Shaun ANDERSON	b	4:35.133	1:28.732	56	Sam WILSON	b	7:33.160	1:29.096
119	Dave HEWSON	c	1:37.299	1:37.299	96	Andy FARRELL	b	4:38.168	1:30.297	96	Andy FARRELL	b	7:37.540	1:29.455
96	Andy FARRELL	b	1:37.876	1:37.876	119	Dave HEWSON	c	4:38.513	1:30.110	119	Dave HEWSON	c	7:38.065	1:29.745
93	Paul CRANSTON	b	1:38.370	1:38.370	11	Callum LAIDLAW	c	4:40.292	1:30.777	52	Robert WILSON	b	7:40.316	1:29.829
11	Callum LAIDLAW	c	1:38.413	1:38.413	52	Robert WILSON	b	4:40.466	1:30.718	93	Paul CRANSTON	b	7:41.748	1:30.283
52	Robert WILSON	b	1:39.002	1:39.002	93	Paul CRANSTON	b	4:40.802	1:30.798	11	Callum LAIDLAW	c	7:42.619	1:31.234
104	Daley MATHISON	c	1:39.035	1:39.035	104	Daley MATHISON	c	4:42.452	1:31.598	104	Daley MATHISON	c	7:43.295	1:30.109
17	Nuno CAETANO	c	1:39.614	1:39.614	17	Nuno CAETANO	c	4:43.471	1:31.891	17	Nuno CAETANO	c	7:46.943	1:32.015
73	James KELLY	c	1:42.359	1:42.359										


2					4					6				
No	Name	G	Elapsed Time	Lap Time	No	Name	G	Elapsed Time	Lap Time	No	Name	G	Elapsed Time	Lap Time
4	Dan KNEEN	b	2:57.199	1:25.648	4	Dan KNEEN	b	5:47.956	1:24.960	4	Dan KNEEN	b	8:37.862	1:25.038
86	Derek McGEE	a	2:58.486	1:27.557	6	William DUNLOP	a	5:48.910	1:25.140	6	William DUNLOP	a	8:38.600	1:24.772
6	William DUNLOP	a	2:58.563	1:27.542	86	Derek McGEE	a	5:49.935	1:24.937	86	Derek McGEE	a	8:39.511	1:24.456
82	Derek SHEILS	a	2:58.773	1:27.225	82	Derek SHEILS	a	5:50.095	1:24.972	82	Derek SHEILS	a	8:40.171	1:24.764
65	Michael SWEENEY	a	3:00.538	1:26.073	65	Michael SWEENEY	a	5:51.058	1:24.884	65	Michael SWEENEY	a	8:41.967	1:25.664
61	John WALSH	a	3:02.630	1:27.559	61	John WALSH	a	5:56.623	1:26.758	61	John WALSH	a	8:51.247	1:27.142
122	Alan BONNER	c	3:03.430	1:27.368	122	Alan BONNER	c	5:57.671	1:27.137	122	Alan BONNER	c	8:51.940	1:27.240
97	Seamus ELLIOTT	b	3:04.628	1:29.173	97	Seamus ELLIOTT	b	6:00.272	1:28.046	97	Seamus ELLIOTT	b	8:55.404	1:27.431
71	Davy MORGAN	b	3:05.567	1:29.064	31	Shaun ANDERSON	b	6:03.359	1:28.226	31	Shaun ANDERSON	b	8:56.783	1:26.651
56	Sam WILSON	b	3:05.797	1:29.221	71	Davy MORGAN	b	6:03.613	1:29.300	71	Davy MORGAN	b	9:00.095	1:28.326
31	Shaun ANDERSON	b	3:06.401	1:29.208	56	Sam WILSON	b	6:04.064	1:29.570	56	Sam WILSON	b	9:02.372	1:29.212
96	Andy FARRELL	b	3:07.871	1:29.995	96	Andy FARRELL	b	6:08.085	1:29.917	119	Dave HEWSON	c	9:07.271	1:29.206
119	Dave HEWSON	c	3:08.403	1:31.104	119	Dave HEWSON	c	6:08.320	1:29.807	96	Andy FARRELL	b	9:07.425	1:29.885
11	Callum LAIDLAW	c	3:09.515	1:31.102	52	Robert WILSON	b	6:10.487	1:30.021	52	Robert WILSON	b	9:10.352	1:30.036
52	Robert WILSON	b	3:09.748	1:30.746	11	Callum LAIDLAW	c	6:11.385	1:31.093	93	Paul CRANSTON	b	9:11.677	1:29.929
93	Paul CRANSTON	b	3:10.004	1:31.634	93	Paul CRANSTON	b	6:11.465	1:30.663	104	Daley MATHISON	c	9:12.572	1:29.277
104	Daley MATHISON	c	3:10.854	1:31.819	104	Daley MATHISON	c	6:13.186	1:30.734	11	Callum LAIDLAW	c	9:14.056	1:31.437
17	Nuno CAETANO	c	3:11.580	1:31.966	17	Nuno CAETANO	c	6:14.928	1:31.457	17	Nuno CAETANO	c	9:20.306	1:33.363
73	James KELLY	c	3:25.150	1:42.791										

# KDM HIRE COOKSTOWN 100

## SUPERBIKE

### Race 16 - KDM Hire Cookstown 100 A

## LAP CHART



7

No	Name	G	Elapsed Time	Lap Time
4	Dan KNEEN	b	10:03.168	1:25.306
6	William DUNLOP	a	10:03.574	1:24.974
86	Derek McGEE	a	10:04.664	1:25.153
82	Derek SHEILS	a	10:05.011	1:24.840
65	Michael SWEENEY	a	10:08.130	1:26.163
61	John WALSH	a	10:18.719	1:27.472
122	Alan BONNER	c	10:20.213	1:28.273
97	Seamus ELLIOTT	b	10:23.442	1:28.038
31	Shaun ANDERSON	b	10:24.001	1:27.218
71	Davy MORGAN	b	10:29.450	1:29.355
56	Sam WILSON	b	10:31.464	1:29.092
119	Dave HEWSON	c	10:37.131	1:29.860
96	Andy FARRELL	b	10:37.297	1:29.872
52	Robert WILSON	b	10:40.513	1:30.161
93	Paul CRANSTON	b	10:42.436	1:30.759
104	Daley MATHISON	c	10:44.409	1:31.837
11	Callum LAIDLAW	c	10:46.001	1:31.945
17	Nuno CAETANO	c	10:52.917	1:32.611

8

No	Name	G	Elapsed Time	Lap Time
4	Dan KNEEN	b	11:27.532	1:24.364
6	William DUNLOP	a	11:27.881	1:24.307
86	Derek McGEE	a	11:29.645	1:24.981
82	Derek SHEILS	a	11:29.779	1:24.768
65	Michael SWEENEY	a	11:34.909	1:26.779
61	John WALSH	a	11:46.922	1:28.203
122	Alan BONNER	c	11:47.499	1:27.286
97	Seamus ELLIOTT	b	11:50.682	1:27.240
31	Shaun ANDERSON	b	11:50.850	1:26.849
71	Davy MORGAN	b	11:58.799	1:29.349
56	Sam WILSON	b	12:01.044	1:29.580
96	Andy FARRELL	b	12:07.852	1:30.555
52	Robert WILSON	b	12:10.367	1:29.854
93	Paul CRANSTON	b	12:12.155	1:29.719

**ROAD RACE - IRISH SUPERBIKE**

2014

					#1	
Pos	No.	Name	Total	Diff	Gap	R1
1	4	Dan KNEEN	25	0	0	25
2	6	William DUNLOP	20	5	5	20
3	86	Derek McGEE	16	9	4	16
4	82	Derek SHEILS	13	12	3	13
5	65	Michael SWEENEY	11	14	2	11
6	61	John WALSH	10	15	1	10
7	122	Alan BONNER	9	16	1	9
8	97	Seamus ELLIOTT	8	17	1	8
9	31	Shaun ANDERSON	7	18	1	7
10	71	Davy MORGAN	6	19	1	6
11	56	Sam WILSON	5	20	1	5
12	96	Andy FARRELL	4	21	1	4
13	52	Robert WILSON	3	22	1	3
14	93	Paul CRANSTON	2	23	1	2
15	119	Dave HEWSON	1	24	1	1

**Event Legend**

---

#1    25/04/2014    KDM HIRE COOKSTOWN 100

**ROAD RACE - ULSTER SUPERBIKE**

2014

					#1	
Pos	No.	Name	Total	Diff	Gap	R1
1	4	Dan KNEEN	25	0	0	25
2	6	William DUNLOP	20	5	5	20
3	86	Derek McGEE	16	9	4	16
4	82	Derek SHEILS	13	12	3	13
5	65	Michael SWEENEY	11	14	2	11
6	61	John WALSH	10	15	1	10
7	122	Alan BONNER	9	16	1	9
8	97	Seamus ELLIOTT	8	17	1	8
9	31	Shaun ANDERSON	7	18	1	7
10	71	Davy MORGAN	6	19	1	6
11	56	Sam WILSON	5	20	1	5
12	96	Andy FARRELL	4	21	1	4
13	52	Robert WILSON	3	22	1	3
14	93	Paul CRANSTON	2	23	1	2
15	119	Dave HEWSON	1	24	1	1

**Event Legend**

#1 25/04/2014 KDM HIRE COOKSTOWN 100