




COOKSTOWN 100

Friday 25th & Saturday 26th April 2014

promoted by Cookstown & District MCC
www.cookstown100.com

COOKSTOWN TOWN CENTRE FORUM MOTO 3 (125cc GP)

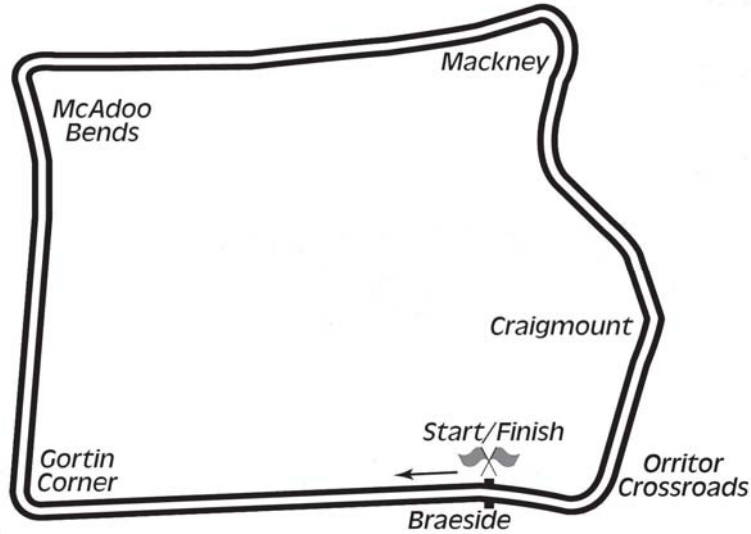


2&4
WHEEL MOTORSPORT
STEERING GROUP LTD.



northernireland
tourist board

Orritor Circuit 2.1 miles



LAP RECORDS

Class	Rider	Machine	m	s	mph	Year
125cc	William Dunlop	Honda	1	34.755	79.785	2010
Moto 3	Barry Davidson	Honda 250	1	39.075	76.306	2012
Moto 450	Ryan Farquhar	Kawasaki	1	35.432	79.219	2012
250cc	William Dunlop	Honda	1	29.658	84.320	2009
Supersport 400	Alastair Haworth	Yamaha	1	35.794	78.919	2013
Supertwin	Ryan Farquhar	Kawasaki 650	1	30.636	83.411	2012
Supersport	Michael Dunlop	Yamaha	1	24.783	89.169	2011
Superbike	Michael Dunlop	Honda	1	22.641	91.480	2013
Senior Support	Gary Robinson	Yamaha 600	1	29.956	84.041	2007
Junior Support	Mark Hanna	Honda 250	1	33.788	80.607	2013
Classic 1000cc	Wattie Brown	Norton 920	1	40.273	75.394	2006
Classic 500cc	Neill McWhirter	Norton	1	41.491	74.489	2010
Classic 350cc	Paul Coward	Honda	1	43.421	73.099	2004
Classic 250cc	Geoff McMullan	Suzuki	1	47.294	70.461	2006

MOST WINS at COOKSTOWN 100

Ryan Farquhar	26	1996 - 12
Ray McCullough	14	1967 - 79
Joey Dunlop	11	1977 - 98
Robert Dunlop	11	1985 - 08
Phillip McCallen	10	1987 - 96
William Dunlop	9	2006 - 13
Courtney Junk	8	1974 - 83
Mervyn Elwood	8	1987 - 97
Noel Hudson	7	1975 - 95
Bill Swallow	7	1987 - 00
Darran Lindsay	7	2000 - 05

ALL TIME IRISH ROAD RACE WINNERS (after Killalane 2013)

Most Wins at All Irish Road Race Meetings

1. Ryan Farquhar	199	1995-12
2. Joey Dunlop	156	1971-00
3. Robert Dunlop	135	1980-08
4. Ray McCullough	109	1960-82
Phillip McCallen	109	1987-99
6. William Dunlop	93	2005-13
7. Michael Dunlop	81	2006-13
8. Brian Reid	78	1980-94
9. Darran Lindsay	74	1999-06
10. James Courtney	66	1992-99

KDM HIRE COOKSTOWN 100



MOTO 3 (125cc GP)


Moto 3 Qualifying

Friday, 25 April 2014

Pos	Class	No	Name	Machine / Sponsor	----- Best Lap -----				Laps
					Time	Behind	Speed	On	
Qualifying Classification									
1	125R	5	William COWDEN	Honda 125 - Ten Cowden	1:41.913		74.181	4	4
2	125R	33	Sam DUNLOP	Honda 125	1:42.944	1.031	73.438	5	5
3	M3	73	Justin WARING	Honda 250 (Moto 3)	1:43.113	1.200	73.318	5	6
4	125R	18	Paul ROBINSON	Aprilia 125 - Stoneyford Concrete	1:44.184	2.271	72.564	4	4
5	125R	333	Warren REEVE	Honda 125 - Flexi Patch	1:45.214	3.301	71.854	4	4
6	125R	44	Craig GIBSON	Honda 125 - Peter Simpson Construction	1:47.720	5.807	70.182	4	4
7	125R	35	Mark GOODINGS	Honda 125 - IPG Racing	1:48.105	6.192	69.932	4	4
8	125R	34	Sean LEONARD	Honda 125 - Leonard Coaches	1:49.058	7.145	69.321	4	4
9	125R	14	Jack SANDS	Honda 125	1:49.704	7.791	68.913	5	6
10	125R	104	Daley MATHISON	Honda 125 - Logan Racing	1:49.920	8.007	68.777	2	5
11	125R	49	Malcolm LOVE	Aprilia 125	1:50.442	8.529	68.452	4	4
12	125R	17	Sarah BOYES	Honda 125 - DNI 3 Racing	1:51.090	9.177	68.053	4	4
13	125R	30	Melissa KENNEDY	Honda 125 - K.N.R.	1:51.636	9.723	67.720	4	4
14	125R	61	Paul JORDAN	Honda 125	1:53.307	11.394	66.721	1	1
15	125R	76	Philip SHAW	Honda 125	1:53.503	11.590	66.606	4	4
16	125R	15	Peter McKILLOP	Honda 125	1:58.400	16.487	63.851	4	4
17	125R	202	Brian SMITH	Honda 125 - Roy Hanna Motors	2:13.220	31.307	56.748	1	1
18	125R	86	Nigel MOORE	Honda 125	2:24.925	43.012	52.165	1	1

Provisional result to be confirmed by the Stewards of the Meeting subject to completion of technical inspections & the time limit for protests

Page 1 / 1

Circuit	Orritor	Signed	Organising Club	Cookstown & District MCC
Length(miles)	2.1000		Qualifying Started	18:29
Weather	Bright	Chief Timekeeper		
Track	Dry	Issued At: 18:42		



MCUI Ulster
Centre Timing
powered by
e-Laps timing software

www.elaps-timing.com



KDM HIRE COOKSTOWN 100

MOTO 3 (125cc GP)

Moto 3 Qualifying

Friday, 25 April 2014

DETAILED RESULT



Qualifying Classification

Position

1 5 William COWDEN

Behind

Best Time **1:41.913** Best Speed **74.181** On **4** Gp **a**

Lap	Elapsed Time	Lap Time	Lap Speed
1	2:26.212	2:26.212	51.706
2	4:27.862	2:01.650	62.145
3	8:55.314	4:27.452	28.267
4	10:37.227	1:41.913	74.181

2 33 Sam DUNLOP

Behind **1.031**

Best Time **1:42.944** Best Speed **73.438** On **5** Gp **a**

Lap	Elapsed Time	Lap Time	Lap Speed
1	1:51.508	1:51.508	67.798
2	3:37.258	1:45.750	71.489
3	6:12.151	2:34.893	48.808
4	9:11.204	2:59.053	42.222
5	10:54.148	1:42.944	73.438

3 73 Justin WARING

Behind **1.200**

Best Time **1:43.113** Best Speed **73.318** On **5** Gp **a**

Lap	Elapsed Time	Lap Time	Lap Speed
1	1:45.321	1:45.321	71.781
2	3:28.512	1:43.191	73.262
3	5:49.533	2:21.021	53.609
4	9:02.756	3:13.223	39.126
5	10:45.869	1:43.113	73.318
6	12:31.384	1:45.515	71.649

4 18 Paul ROBINSON

Behind **2.271**

Best Time **1:44.184** Best Speed **72.564** On **4** Gp **a**

Lap	Elapsed Time	Lap Time	Lap Speed
1	2:22.499	2:22.499	53.053
2	4:13.880	1:51.381	67.875
3	9:23.354	5:09.474	24.429
4	11:07.538	1:44.184	72.564

Qualifying Classification

Position

5 333 Warren REEVE

Behind **3.301**

Best Time **1:45.214** Best Speed **71.854** On **4** Gp **a**

Lap	Elapsed Time	Lap Time	Lap Speed
1	2:23.243	2:23.243	52.777
2	4:26.849	2:03.606	61.162
3	9:10.821	4:43.972	26.622
4	10:56.035	1:45.214	71.854

6 44 Craig GIBSON

Behind **5.807**

Best Time **1:47.720** Best Speed **70.182** On **4** Gp **a**

Lap	Elapsed Time	Lap Time	Lap Speed
1	2:34.347	2:34.347	48.981
2	4:39.553	2:05.206	60.380
3	9:24.059	4:44.506	26.572
4	11:11.779	1:47.720	70.182

7 35 Mark GOODINGS

Behind **6.192**

Best Time **1:48.105** Best Speed **69.932** On **4** Gp **a**

Lap	Elapsed Time	Lap Time	Lap Speed
1	2:15.736	2:15.736	55.696
2	4:11.362	1:55.626	65.383
3	9:04.416	4:53.054	25.797
4	10:52.521	1:48.105	69.932

8 34 Sean LEONARD

Behind **7.145**

Best Time **1:49.058** Best Speed **69.321** On **4** Gp **a**

Lap	Elapsed Time	Lap Time	Lap Speed
1	2:34.188	2:34.188	49.031
2	4:44.044	2:09.856	58.218
3	9:21.929	4:37.885	27.205
4	11:10.987	1:49.058	69.321

9 14 Jack SANDS

Behind **7.791**

Best Time **1:49.704** Best Speed **68.913** On **5** Gp **a**

Lap	Elapsed Time	Lap Time	Lap Speed
1	1:54.066	1:54.066	66.277
2	3:44.229	1:50.163	68.626
3	6:22.584	2:38.355	47.741
4	8:59.634	2:37.050	48.138
5	10:49.338	1:49.704	68.913
6	12:40.370	1:51.032	68.088

KDM HIRE COOKSTOWN 100

MOTO 3 (125cc GP)

Moto 3 Qualifying

Friday, 25 April 2014

DETAILED RESULT



Qualifying Classification

Position

10 104 Daley MATHISON

Behind 8.007

Best Time 1:49.920 Best Speed 68.777 On 2 Gp a

Lap	Elapsed Time	Lap Time	Lap Speed
1	2:04.671	2:04.671	60.640
2	3:54.591	1:49.920	68.777
3	8:56.055	5:01.464	25.078
4	10:46.263	1:50.208	68.598
5	12:44.648	1:58.385	63.859

11 49 Malcolm LOVE

Behind 8.529

Best Time 1:50.442 Best Speed 68.452 On 4 Gp a

Lap	Elapsed Time	Lap Time	Lap Speed
1	2:12.009	2:12.009	57.269
2	4:10.040	1:58.031	64.051
3	8:56.990	4:46.950	26.346
4	10:47.432	1:50.442	68.452

12 17 Sarah BOYES

Behind 9.177

Best Time 1:51.090 Best Speed 68.053 On 4 Gp a

Lap	Elapsed Time	Lap Time	Lap Speed
1	2:22.237	2:22.237	53.151
2	4:26.544	2:04.307	60.817
3	9:15.358	4:48.814	26.176
4	11:06.448	1:51.090	68.053

13 30 Melissa KENNEDY

Behind 9.723

Best Time 1:51.636 Best Speed 67.720 On 4 Gp a

Lap	Elapsed Time	Lap Time	Lap Speed
1	2:12.322	2:12.322	57.133
2	4:12.459	2:00.137	62.928
3	9:10.780	4:58.321	25.342
4	11:02.416	1:51.636	67.720

14 61 Paul JORDAN

Behind 11.394

Best Time 1:53.307 Best Speed 66.721 On 1 Gp a

Lap	Elapsed Time	Lap Time	Lap Speed
1	1:53.307	1:53.307	66.721

Qualifying Classification

Position

15 76 Philip SHAW

Behind 11.590

Best Time 1:53.503 Best Speed 66.606 On 4 Gp a

Lap	Elapsed Time	Lap Time	Lap Speed
1	2:39.156	2:39.156	47.501
2	4:49.639	2:10.483	57.939
3	9:29.325	4:39.686	27.030
4	11:22.828	1:53.503	66.606

16 15 Peter McKILLOP

Behind 16.487

Best Time 1:58.400 Best Speed 63.851 On 4 Gp a

Lap	Elapsed Time	Lap Time	Lap Speed
1	2:15.554	2:15.554	55.771
2	4:24.402	2:08.848	58.674
3	9:36.667	5:12.265	24.210
4	11:35.067	1:58.400	63.851

17 202 Brian SMITH

Behind 31.307

Best Time 2:13.220 Best Speed 56.748 On 1 Gp a

Lap	Elapsed Time	Lap Time	Lap Speed
1	2:13.220	2:13.220	56.748

18 86 Nigel MOORE

Behind 43.012

Best Time 2:24.925 Best Speed 52.165 On 1 Gp a

Lap	Elapsed Time	Lap Time	Lap Speed
1	2:24.925	2:24.925	52.165

KDM HIRE COOKSTOWN 100

MOTO 3 (125cc GP)

Orritor 2.100 miles


R3: Cookstown Town Centre Forum Moto 3

26/04/2014 11:20

Race (7 Laps)

RACE 3 - MOTO 3 (125GP)

9	15 A			C
8	A	B	C	
7	61 A	76 B	C	
6	49 A	17 B	30 C	
5	34 A	14 B	104 C	B
4	A	B	C	
3	35 A	B	C	
2	18 A	333 B	44 C	
1	5 A POLE POSITION	33 B	73 C	A



KDM HIRE COOKSTOWN 100

MOTO 3 (125cc GP)

Race 3 - Cookstown Town Centre Forum Moto 3


Saturday, 26 April 2014



Pos	Class	No	Name	Machine / Sponsor	Gp	Laps	Total Time	Behind	Speed	-----Best Lap-----		
										Time	Speed	On
Race Classification												
1	125R	5	William COWDEN	Honda 125 - Ten Cowden	a	3	5:08.126		73.606	1:40.978	74.868	2
2	M3	73	Justin WARING	Honda 250 (Moto 3)	a	3	5:08.351	0.225	73.553	1:40.180	75.464	2
3	125R	86	Nigel MOORE	Honda 125	c	3	5:10.636	2.510	73.011	1:40.244	75.416	2
4	125R	33	Sam DUNLOP	Honda 125	a	3	5:12.312	4.186	72.620	1:42.310	73.893	2
5	125R	61	Paul JORDAN	Honda 125	b	3	5:13.585	5.459	72.325	1:42.029	74.097	2
6	125R	44	Craig GIBSON	Honda 125 - Peter Simpson Construction	a	3	5:17.692	9.566	71.390	1:43.251	73.220	3
7	125R	35	Mark GOODINGS	Honda 125 - IPG Racing	a	3	5:27.727	19.601	69.204	1:46.929	70.701	3
8	125R	14	Jack SANDS	Honda 125	b	3	5:36.932	28.806	67.313	1:47.570	70.280	2
9	125R	17	Sarah BOYES	Honda 125 - DNI 3 Racing	b	3	5:37.865	29.739	67.127	1:49.678	68.929	2
10	125R	34	Sean LEONARD	Honda 125 - Leonard Coaches	b	3	5:38.015	29.889	67.098	1:47.868	70.086	2
11	125R	30	Melissa KENNEDY	Honda 125 - K.N.R.	b	3	5:40.038	31.912	66.698	1:50.674	68.309	2
Fastest Lap												
	125R	104	Daley MATHISON	Honda 125 - Logan Racing	b					1:39.166	76.236	2
Not Classified												
DNF	125R	104	Daley MATHISON	Honda 125 - Logan Racing	b	2	3:24.620	1 Lap	73.893	1:39.166	76.236	2

Provisional result to be confirmed by the Stewards of the Meeting subject to completion of technical inspections & the time limit for protests

Page 1 / 1

Circuit	Orritor	Signed		Organising Club	Cookstown & District MCC
Length(miles)	2.1000		Chief Timekeeper	Race Started	13:10
Weather	Sunny	Issued At:	13:17	Gp Time Diff - b 21.85 / c 21.85	
Track	Dry				

KDM HIRE COOKSTOWN 100

MOTO 3 (125cc GP)

Race 3 - Cookstown Town Centre Forum Moto 3

Saturday, 26 April 2014

DETAILED RESULT



Race Classification

1 5 William COWDEN

Total Time **5:08.126** Avg Speed **73.606** Behind
Best Time **1:40.978** Best Speed **74.868** On **2** Gp **a**

Lap	Elapsed Time	Lap Time	Lap Speed
1	1:46.060	1:46.060	71.280
2	3:27.038	1:40.978	74.868
3	5:08.126	1:41.088	74.786

2 73 Justin WARING

Total Time **5:08.351** Avg Speed **73.553** Behind **0.225**
Best Time **1:40.180** Best Speed **75.464** On **2** Gp **a**

Lap	Elapsed Time	Lap Time	Lap Speed
1	1:47.410	1:47.410	70.385
2	3:27.590	1:40.180	75.464
3	5:08.351	1:40.761	75.029

3 86 Nigel MOORE

Total Time **5:10.636** Avg Speed **73.011** Behind **2.510**
Best Time **1:40.244** Best Speed **75.416** On **2** Gp **c**

Lap	Elapsed Time	Lap Time	Lap Speed
1	1:49.423	1:49.423	69.090
2	3:29.667	1:40.244	75.416
3	5:10.636	1:40.969	74.874

4 33 Sam DUNLOP

Total Time **5:12.312** Avg Speed **72.620** Behind **4.186**
Best Time **1:42.310** Best Speed **73.893** On **2** Gp **a**

Lap	Elapsed Time	Lap Time	Lap Speed
1	1:47.142	1:47.142	70.561
2	3:29.452	1:42.310	73.893
3	5:12.312	1:42.860	73.498

5 61 Paul JORDAN

Total Time **5:13.585** Avg Speed **72.325** Behind **5.459**
Best Time **1:42.029** Best Speed **74.097** On **2** Gp **b**

Lap	Elapsed Time	Lap Time	Lap Speed
1	1:49.236	1:49.236	69.208
2	3:31.265	1:42.029	74.097
3	5:13.585	1:42.320	73.886

Race Classification

6 44 Craig GIBSON

Total Time **5:17.692** Avg Speed **71.390** Behind **9.566**
Best Time **1:43.251** Best Speed **73.220** On **3** Gp **a**

Lap	Elapsed Time	Lap Time	Lap Speed
1	1:51.008	1:51.008	68.103
2	3:34.441	1:43.433	73.091
3	5:17.692	1:43.251	73.220

7 35 Mark GOODINGS

Total Time **5:27.727** Avg Speed **69.204** Behind **19.601**
Best Time **1:46.929** Best Speed **70.701** On **3** Gp **a**

Lap	Elapsed Time	Lap Time	Lap Speed
1	1:53.391	1:53.391	66.672
2	3:40.798	1:47.407	70.386
3	5:27.727	1:46.929	70.701

8 14 Jack SANDS

Total Time **5:36.932** Avg Speed **67.313** Behind **28.806**
Best Time **1:47.570** Best Speed **70.280** On **2** Gp **b**

Lap	Elapsed Time	Lap Time	Lap Speed
1	1:58.185	1:58.185	63.968
2	3:45.755	1:47.570	70.280
3	5:36.932	1:51.177	68.000

9 17 Sarah BOYES

Total Time **5:37.865** Avg Speed **67.127** Behind **29.739**
Best Time **1:49.678** Best Speed **68.929** On **2** Gp **b**

Lap	Elapsed Time	Lap Time	Lap Speed
1	1:54.538	1:54.538	66.004
2	3:44.216	1:49.678	68.929
3	5:37.865	1:53.649	66.521

10 34 Sean LEONARD

Total Time **5:38.015** Avg Speed **67.098** Behind **29.889**
Best Time **1:47.868** Best Speed **70.086** On **2** Gp **b**

Lap	Elapsed Time	Lap Time	Lap Speed
1	1:58.445	1:58.445	63.827
2	3:46.313	1:47.868	70.086
3	5:38.015	1:51.702	67.680



MCUI Ulster
Centre Timing
powered by
e-Laps timing software

www.elaps-timing.com




KDM HIRE COOKSTOWN 100

MOTO 3 (125cc GP)

Race 3 - Cookstown Town Centre Forum Moto 3

Saturday, 26 April 2014

DETAILED RESULT



Race Classification

11 30 Melissa KENNEDY

Total Time **5:40.038** Avg Speed **66.698** Behind **31.912**

Best Time **1:50.674** Best Speed **68.309** On **2** Gp **b**

Lap	Elapsed Time	Lap Time	Lap Speed
1	1:58.059	1:58.059	64.036
2	3:48.733	1:50.674	68.309
3	5:40.038	1:51.305	67.921

Not Classified

DNF 104 Daley MATHISON

Total Time **3:24.620** Avg Speed **73.893** Behind **1 Lap**

Best Time **1:39.166** Best Speed **76.236** On **2** Gp **b**

Lap	Elapsed Time	Lap Time	Lap Speed
1	1:45.454	1:45.454	71.690
2	3:24.620	1:39.166	76.236



MCUI Ulster
Centre Timing
powered by
e-Laps timing software

www.elaps-timing.com




KDM HIRE COOKSTOWN 100

MOTO 3 (125cc GP)

Race 3 - Cookstown Town Centre Forum Moto 3

LAP CHART



1

No	Name	G	Elapsed Time	Lap Time
104	Daley MATHISON	b	1:45.454	1:45.454
5	William COWDEN	a	1:46.060	1:46.060
33	Sam DUNLOP	a	1:47.142	1:47.142
73	Justin WARING	a	1:47.410	1:47.410
61	Paul JORDAN	b	1:49.236	1:49.236
86	Nigel MOORE	c	1:49.423	1:49.423
44	Craig GIBSON	a	1:51.008	1:51.008
35	Mark GOODINGS	a	1:53.391	1:53.391
17	Sarah BOYES	b	1:54.538	1:54.538
30	Melissa KENNEDY	b	1:58.059	1:58.059
14	Jack SANDS	b	1:58.185	1:58.185
34	Sean LEONARD	b	1:58.445	1:58.445

2

No	Name	G	Elapsed Time	Lap Time
104	Daley MATHISON	b	3:24.620	1:39.166
5	William COWDEN	a	3:27.038	1:40.978
73	Justin WARING	a	3:27.590	1:40.180
33	Sam DUNLOP	a	3:29.452	1:42.310
86	Nigel MOORE	c	3:29.667	1:40.244
61	Paul JORDAN	b	3:31.265	1:42.029
44	Craig GIBSON	a	3:34.441	1:43.433
35	Mark GOODINGS	a	3:40.798	1:47.407
17	Sarah BOYES	b	3:44.216	1:49.678
14	Jack SANDS	b	3:45.755	1:47.570
34	Sean LEONARD	b	3:46.313	1:47.868
30	Melissa KENNEDY	b	3:48.733	1:50.674

3

No	Name	G	Elapsed Time	Lap Time
5	William COWDEN	a	5:08.126	1:41.088
73	Justin WARING	a	5:08.351	1:40.761
86	Nigel MOORE	c	5:10.636	1:40.969
33	Sam DUNLOP	a	5:12.312	1:42.860
61	Paul JORDAN	b	5:13.585	1:42.320
44	Craig GIBSON	a	5:17.692	1:43.251
35	Mark GOODINGS	a	5:27.727	1:46.929
14	Jack SANDS	b	5:36.932	1:51.177
17	Sarah BOYES	b	5:37.865	1:53.649
34	Sean LEONARD	b	5:38.015	1:51.702
30	Melissa KENNEDY	b	5:40.038	1:51.305

ROAD RACE - IRISH MOTO 3 (125GP)

2014

					#1	
Pos	No.	Name	Total	Diff	Gap	R3
1	5	William COWDEN	25	0	0	25
2	73	Justin WARING	20	5	5	20
3	86	Nigel MOORE	16	9	4	16
4	33	Sam DUNLOP	13	12	3	13
5	61	Paul JORDAN	11	14	2	11
6	44	Craig GIBSON	10	15	1	10
7	35	Mark GOODINGS	9	16	1	9
8	14	Jack SANDS	8	17	1	8
9	17	Sarah BOYES	7	18	1	7
10	34	Sean LEONARD	6	19	1	6
11	30	Melissa KENNEDY	5	20	1	5

Event Legend

#1 25/04/2014 KDM HIRE COOKSTOWN 100

ROAD RACE - ULSTER MOTO 3 (125GP)

2014

					#1	
Pos	No.	Name	Total	Diff	Gap	R3
1	5	William COWDEN	25	0	0	25
2	73	Justin WARING	20	5	5	20
3	86	Nigel MOORE	16	9	4	16
4	33	Sam DUNLOP	13	12	3	13
5	61	Paul JORDAN	11	14	2	11
6	44	Craig GIBSON	10	15	1	10
7	35	Mark GOODINGS	9	16	1	9
8	14	Jack SANDS	8	17	1	8
9	17	Sarah BOYES	7	18	1	7
10	34	Sean LEONARD	6	19	1	6
11	30	Melissa KENNEDY	5	20	1	5

Event Legend

#1 25/04/2014 KDM HIRE COOKSTOWN 100