




# COOKSTOWN 100

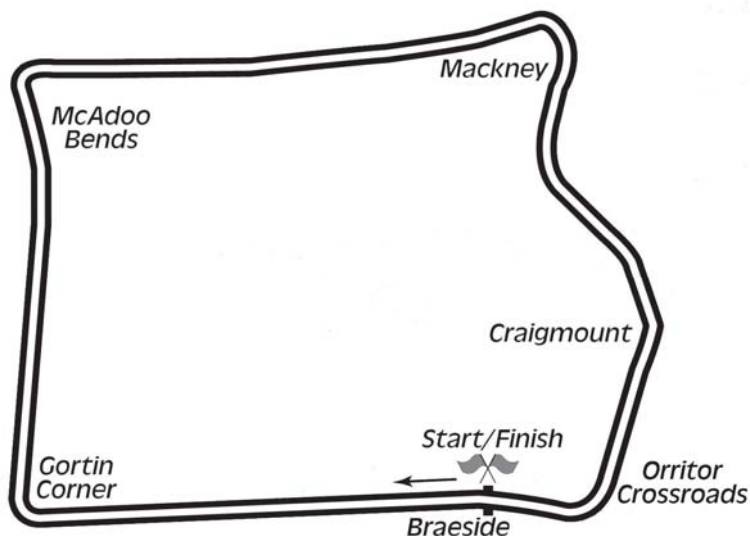
Friday 25<sup>th</sup> & Saturday 26<sup>th</sup> April 2014

promoted by Cookstown & District MCC  
[www.cookstown100.com](http://www.cookstown100.com)

TYRE SAFETY CENTRE  
CLASSIC 500cc / 1000cc



# Orritor Circuit 2.1 miles



## LAP RECORDS

Class	Rider	Machine	m	s	mph	Year
125cc	William Dunlop	Honda	1	34.755	79.785	2010
Moto 3	Barry Davidson	Honda 250	1	39.075	76.306	2012
Moto 450	Ryan Farquhar	Kawasaki	1	35.432	79.219	2012
250cc	William Dunlop	Honda	1	29.658	84.320	2009
Supersport 400	Alastair Haworth	Yamaha	1	35.794	78.919	2013
Supertwin	Ryan Farquhar	Kawasaki 650	1	30.636	83.411	2012
Supersport	Michael Dunlop	Yamaha	1	24.783	89.169	2011
Superbike	Michael Dunlop	Honda	1	22.641	91.480	2013
Senior Support	Gary Robinson	Yamaha 600	1	29.956	84.041	2007
Junior Support	Mark Hanna	Honda 250	1	33.788	80.607	2013
Classic 1000cc	Wattie Brown	Norton 920	1	40.273	75.394	2006
Classic 500cc	Neill McWhirter	Norton	1	41.491	74.489	2010
Classic 350cc	Paul Coward	Honda	1	43.421	73.099	2004
Classic 250cc	Geoff McMullan	Suzuki	1	47.294	70.461	2006

## MOST WINS at COOKSTOWN 100

Ryan Farquhar	26	1996 - 12
Ray McCullough	14	1967 - 79
Joey Dunlop	11	1977 - 98
Robert Dunlop	11	1985 - 08
Phillip McCallen	10	1987 - 96
William Dunlop	9	2006 - 13
Courtney Junk	8	1974 - 83
Mervyn Elwood	8	1987 - 97
Noel Hudson	7	1975 - 95
Bill Swallow	7	1987 - 00
Darran Lindsay	7	2000 - 05

## ALL TIME IRISH ROAD RACE WINNERS (after Killalane 2013)

### Most Wins at All Irish Road Race Meetings

1.	Ryan Farquhar	199	1995-12
2.	Joey Dunlop	156	1971-00
3.	Robert Dunlop	135	1980-08
4.	Ray McCullough	109	1960-82
	Phillip McCallen	109	1987-99
6.	William Dunlop	93	2005-13
7.	Michael Dunlop	81	2006-13
8.	Brian Reid	78	1980-94
9.	Darran Lindsay	74	1999-06
10.	James Courtney	66	1992-99

# KDM HIRE COOKSTOWN 100


**CLASSIC 500cc/1000cc**  
**Senior Classic Qualifying**  
**Friday, 25 April 2014**



Pos	Class	No	Name	Machine / Sponsor	----- Best Lap -----			Laps	
					Time	Behind	Speed		
<b>Qualifying Classification</b>									
1	C1000	101	Robert McCRUM	Norton Weslake 950 - ATH	1:47.506		70.322	3	4
2	C500	4	Billy LYLE	Drixton Honda 500 - Cairnduff	1:48.046	0.540	69.970	3	4
3	C500	2	Freddie STEWART	Honda 500	1:48.800	1.294	69.485	4	4
4	C500	50	Martin LYONS	Honda 500 - Ewing Racing	1:50.089	2.583	68.672	4	4
5	C500	61	Wattie BROWN	Petty Norton 500	1:51.377	3.871	67.878	3	4
6	C500	155	Richard LAMBOURNE	Norton 500	1:51.666	4.160	67.702	2	4
7	C500	56	Alex CONROY	Drixton Honda 496	1:51.977	4.471	67.514	3	4
8	C500	191	Tony WILLIS	Drixton Honda 500 - Willis Engineering	1:53.402	5.896	66.665	3	4
9	C500	20	Gary HUTTON	Seeley Honda 500	1:57.603	10.097	64.284	3	4
10	C500	5	Gary JAMISON	Honda 500	2:01.922	14.416	62.007	3	4
11	C500	36	Davie HASTINGS	Drixton Honda 360	2:03.424	15.918	61.252	3	3
12	C500	35	Alan SMALLBONES	Honda 360	2:04.925	17.419	60.516	3	3
13	C500	143	Terence ANDERTON	Seeley G50 499	2:09.640	22.134	58.315	3	3
14	C500	43	Alex McVICKER	Honda 500	2:14.881	27.375	56.049	3	3
15	C1000	11	John SCOTT	R North Triumph 930	2:29.746	42.240	50.485	3	3
16	C1000	15	Dave BROUGH	Honda 560 - Ambler	2:33.760	46.254	49.168	3	3
17	C500	34	Trevor STEWART	Honda 500 - Stewart Racing	2:44.712	57.206	45.898	2	3

Provisional result to be confirmed by the Stewards of the Meeting subject to completion of technical inspections & the time limit for protests

Page 1 / 1

Circuit	<b>Orritor</b>	Signed		Organising Club	<b>Cookstown &amp; District MCC</b>
Length(miles)	<b>2.1000</b>		Chief Timekeeper	Qualifying Started	<b>15:59</b>
Weather	<b>Bright</b>	Issued At:	16:09		
Track	<b>Dry</b>				

# KDM HIRE COOKSTOWN 100

CLASSIC 500cc/1000cc  
Senior Classic Qualifying  
Friday, 25 April 2014  
DETAILED RESULT



## Qualifying Classification

Position

### **1** 101 Robert McCRUM

Behind

Best Time **1:47.506** Best Speed **70.322** On **3** Gp **a**

Lap	Elapsed Time	Lap Time	Lap Speed
1	2:04.201	2:04.201	60.869
2	3:52.367	1:48.166	69.893
3	5:39.873	1:47.506	70.322
4	7:27.447	1:47.574	70.277

### **2** 4 Billy LYLE

Behind **0.540**

Best Time **1:48.046** Best Speed **69.970** On **3** Gp **a**

Lap	Elapsed Time	Lap Time	Lap Speed
1	2:47.905	2:47.905	45.025
2	4:45.951	1:58.046	64.043
3	6:33.997	1:48.046	69.970
4	8:23.112	1:49.115	69.285

### **3** 2 Freddie STEWART

Behind **1.294**

Best Time **1:48.800** Best Speed **69.485** On **4** Gp **a**

Lap	Elapsed Time	Lap Time	Lap Speed
1	2:32.454	2:32.454	49.589
2	4:25.368	1:52.914	66.954
3	6:14.289	1:48.921	69.408
4	8:03.089	1:48.800	69.485

### **4** 50 Martin LYONS

Behind **2.583**

Best Time **1:50.089** Best Speed **68.672** On **4** Gp **a**

Lap	Elapsed Time	Lap Time	Lap Speed
1	2:01.825	2:01.825	62.056
2	3:52.168	1:50.343	68.514
3	5:44.446	1:52.278	67.333
4	7:34.535	1:50.089	68.672

### **5** 61 Wattie BROWN

Behind **3.871**

Best Time **1:51.377** Best Speed **67.878** On **3** Gp **a**

Lap	Elapsed Time	Lap Time	Lap Speed
1	1:58.876	1:58.876	63.596
2	3:50.598	1:51.722	67.668
3	5:41.975	1:51.377	67.878
4	7:33.856	1:51.881	67.572

## Qualifying Classification

Position

### **6** 155 Richard LAMBOURNE

Behind **4.160**

Best Time **1:51.666** Best Speed **67.702** On **2** Gp **a**

Lap	Elapsed Time	Lap Time	Lap Speed
1	1:58.338	1:58.338	63.885
2	3:50.004	1:51.666	67.702
3	5:45.620	1:55.616	65.389
4	7:40.588	1:54.968	65.757

### **7** 56 Alex CONROY

Behind **4.471**

Best Time **1:51.977** Best Speed **67.514** On **3** Gp **a**

Lap	Elapsed Time	Lap Time	Lap Speed
1	2:33.320	2:33.320	49.309
2	4:30.310	1:56.990	64.621
3	6:22.287	1:51.977	67.514
4	8:15.711	1:53.424	66.653

### **8** 191 Tony WILLIS

Behind **5.896**

Best Time **1:53.402** Best Speed **66.665** On **3** Gp **a**

Lap	Elapsed Time	Lap Time	Lap Speed
1	2:13.619	2:13.619	56.579
2	4:09.208	1:55.589	65.404
3	6:02.610	1:53.402	66.665
4	7:56.038	1:53.428	66.650

### **9** 20 Gary HUTTON

Behind **10.097**

Best Time **1:57.603** Best Speed **64.284** On **3** Gp **a**

Lap	Elapsed Time	Lap Time	Lap Speed
1	3:09.941	3:09.941	39.802
2	5:17.747	2:07.806	59.152
3	7:15.350	1:57.603	64.284
4	9:13.306	1:57.956	64.092

### **10** 5 Gary JAMISON

Behind **14.416**

Best Time **2:01.922** Best Speed **62.007** On **3** Gp **a**

Lap	Elapsed Time	Lap Time	Lap Speed
1	2:37.067	2:37.067	48.132
2	4:47.583	2:10.516	57.924
3	6:49.505	2:01.922	62.007
4	8:57.231	2:07.726	59.189

# KDM HIRE COOKSTOWN 100

CLASSIC 500cc/1000cc  
Senior Classic Qualifying  
Friday, 25 April 2014  
DETAILED RESULT



## Qualifying Classification

Position

**11** 36 Davie HASTINGS

Behind 15.918

Best Time 2:03.424 Best Speed 61.252 On 3 Gp a

Lap	Elapsed Time	Lap Time	Lap Speed
1	3:24.044	3:24.044	37.051
2	5:31.431	2:07.387	59.347
3	7:34.855	2:03.424	61.252

**12** 35 Alan SMALLBONES

Behind 17.419

Best Time 2:04.925 Best Speed 60.516 On 3 Gp a

Lap	Elapsed Time	Lap Time	Lap Speed
1	3:08.468	3:08.468	40.113
2	5:29.484	2:21.016	53.611
3	7:34.409	2:04.925	60.516

**13** 143 Terence ANDERTON

Behind 22.134

Best Time 2:09.640 Best Speed 58.315 On 3 Gp a

Lap	Elapsed Time	Lap Time	Lap Speed
1	3:01.652	3:01.652	41.618
2	5:24.066	2:22.414	53.085
3	7:33.706	2:09.640	58.315

**14** 43 Alex McVICKER

Behind 27.375

Best Time 2:14.881 Best Speed 56.049 On 3 Gp a

Lap	Elapsed Time	Lap Time	Lap Speed
1	3:22.997	3:22.997	37.242
2	5:39.885	2:16.888	55.228
3	7:54.766	2:14.881	56.049

**15** 11 John SCOTT

Behind 42.240

Best Time 2:29.746 Best Speed 50.485 On 3 Gp a

Lap	Elapsed Time	Lap Time	Lap Speed
1	2:38.705	2:38.705	47.636
2	5:10.154	2:31.449	49.918
3	7:39.900	2:29.746	50.485

## Qualifying Classification

Position

**16** 15 Dave BROUGH

Behind 46.254

Best Time 2:33.760 Best Speed 49.168 On 3 Gp a

Lap	Elapsed Time	Lap Time	Lap Speed
1	2:57.698	2:57.698	42.544
2	5:39.584	2:41.886	46.700
3	8:13.344	2:33.760	49.168

**17** 34 Trevor STEWART

Behind 57.206

Best Time 2:44.712 Best Speed 45.898 On 2 Gp a

Lap	Elapsed Time	Lap Time	Lap Speed
1	3:27.174	3:27.174	36.491
2	6:11.886	2:44.712	45.898
3	8:58.543	2:46.657	45.363

KDM HIRE COOKSTOWN 100

CLASSIC 500cc / 1000cc

Orritor 2.100 miles

R15: Tyre Safety Centre Classic 500cc/1000cc

26/04/2014 16:20

Race (7 Laps)

RACE 15 - SENIOR CLASSIC

9	15 A	34 B		C
8	A	B		C
7	43 A	11 B		C
6	36 A	35 B	143 C	
5	191 A	20 B	5 C	B
4	A	B		C
3	56 A	B		C
2	50 A	61 B	155 C	
1	101 A POLE POSITION	4 B	2 C	A



# KDM HIRE COOKSTOWN 100

CLASSIC 500cc/1000cc

Race 15 - Tyre Safety Centre Senior Classic


Saturday, 26 April 2014



Pos	Class	No	Name	Machine / Sponsor	Gp	Laps	Total Time	Behind	Speed	-----Best Lap-----		
										Time	Speed	On
<b>Race Classification</b>												
1	C1000	101	Robert McCURUM	Norton Weslake 950 - ATH	a	5	8:51.896		71.067	1:45.184	71.874	2
2	C500	191	Tony WILLIS	Drixton Honda 500 - Willis Engineering	b	5	8:59.865	7.969	70.018	1:45.079	71.946	5
3	C500	50	Martin LYONS	Honda 500 - Ewing Racing	a	5	9:00.671	8.775	69.913	1:46.301	71.119	2
4	C500	4	Billy LYLE	Drixton Honda 500 - Cairnduff	a	5	9:00.946	9.050	69.878	1:46.601	70.919	4
5	C500	5	Gary JAMISON	Honda 500	b	5	9:01.691	9.795	69.781	1:46.974	70.671	3
6	C500	2	Freddie STEWART	Honda 500	a	5	9:05.985	14.089	69.233	1:47.102	70.587	2
7	C500	56	Alex CONROY	Drixton Honda 496	a	5	9:18.408	26.512	67.692	1:49.279	69.181	5
8	C500	61	Wattie BROWN	Petty Norton 500	a	5	9:19.393	27.497	67.573	1:49.609	68.972	5
9	C500	36	Davie HASTINGS	Drixton Honda 360	b	5	9:30.280	38.384	66.283	1:52.430	67.242	5
10	C500	20	Gary HUTTON	Seeley Honda 500	b	5	9:45.656	53.760	64.543	1:55.433	65.493	2
11	C500	143	Terence ANDERTON	Seeley G50 499	b	5	10:36.409	1:44.513	59.396	2:03.062	61.432	5
12	C1000	15	Dave BROUGH	Honda 560 - Ambler	c	4	10:03.427	1 Lap	50.114	2:27.760	51.164	4
13	C500	34	Trevor STEWART	Honda 500 - Stewart Racing	c	4	10:36.342	32.915	47.522	2:34.267	49.006	4
<b>Fastest Lap</b>												
	C500	191	Tony WILLIS	Drixton Honda 500 - Willis Engineering	b					1:45.079	71.946	5
<b>Not Classified</b>												
DNF	C500	155	Richard LAMBOURNE	Norton 500	a	3	5:29.010	2 Laps	68.934	1:47.916	70.054	3

Provisional result to be confirmed by the Stewards of the Meeting subject to completion of technical inspections & the time limit for protests

Page 1 / 1

Circuit	<b>Orritor</b>	Signed		Organising Club	<b>Cookstown &amp; District MCC</b>
Length(miles)	<b>2.1000</b>		Chief Timekeeper	Race Started	<b>16:17</b>
Weather	<b>Cloudy</b>	Issued At:	16:29	Gp Time Diff - b 13.4 / c 13.4	
Track	<b>Dry</b>				


# KDM HIRE COOKSTOWN 100

CLASSIC 500cc/1000cc

Race 15 - Tyre Safety Centre Senior Classic

Saturday, 26 April 2014

## DETAILED RESULT



### Race Classification

#### **1** 101 Robert McCRUM

Total Time **8:51.896** Avg Speed **71.067** Behind  
Best Time **1:45.184** Best Speed **71.874** On **2** Gp **a**

Lap	Elapsed Time	Lap Time	Lap Speed
1	1:49.251	1:49.251	69.198
2	3:34.435	1:45.184	71.874
3	5:20.592	1:46.157	71.215
4	7:06.507	1:45.915	71.378
5	8:51.896	1:45.389	71.734

#### **2** 191 Tony WILLIS

Total Time **8:59.865** Avg Speed **70.018** Behind **7.969**  
Best Time **1:45.079** Best Speed **71.946** On **5** Gp **b**

Lap	Elapsed Time	Lap Time	Lap Speed
1	1:52.616	1:52.616	67.131
2	3:40.755	1:48.139	69.910
3	5:27.629	1:46.874	70.738
4	7:14.786	1:47.157	70.551
5	8:59.865	1:45.079	71.946

#### **3** 50 Martin LYONS

Total Time **9:00.671** Avg Speed **69.913** Behind **8.775**  
Best Time **1:46.301** Best Speed **71.119** On **2** Gp **a**

Lap	Elapsed Time	Lap Time	Lap Speed
1	1:53.413	1:53.413	66.659
2	3:39.714	1:46.301	71.119
3	5:26.862	1:47.148	70.557
4	7:13.409	1:46.547	70.955
5	9:00.671	1:47.262	70.482

#### **4** 4 Billy LYLE

Total Time **9:00.946** Avg Speed **69.878** Behind **9.050**  
Best Time **1:46.601** Best Speed **70.919** On **4** Gp **a**

Lap	Elapsed Time	Lap Time	Lap Speed
1	1:52.624	1:52.624	67.126
2	3:40.247	1:47.623	70.245
3	5:27.216	1:46.969	70.675
4	7:13.817	1:46.601	70.919
5	9:00.946	1:47.129	70.569

### Race Classification

#### **5** 5 Gary JAMISON

Total Time **9:01.691** Avg Speed **69.781** Behind **9.795**  
Best Time **1:46.974** Best Speed **70.671** On **3** Gp **b**

Lap	Elapsed Time	Lap Time	Lap Speed
1	1:51.367	1:51.367	67.884
2	3:38.868	1:47.501	70.325
3	5:25.842	1:46.974	70.671
4	7:14.379	1:48.537	69.654
5	9:01.691	1:47.312	70.449

#### **6** 2 Freddie STEWART

Total Time **9:05.985** Avg Speed **69.233** Behind **14.089**  
Best Time **1:47.102** Best Speed **70.587** On **2** Gp **a**

Lap	Elapsed Time	Lap Time	Lap Speed
1	1:54.492	1:54.492	66.031
2	3:41.594	1:47.102	70.587
3	5:29.876	1:48.282	69.818
4	7:18.636	1:48.760	69.511
5	9:05.985	1:47.349	70.425

#### **7** 56 Alex CONROY

Total Time **9:18.408** Avg Speed **67.692** Behind **26.512**  
Best Time **1:49.279** Best Speed **69.181** On **5** Gp **a**

Lap	Elapsed Time	Lap Time	Lap Speed
1	1:55.138	1:55.138	65.660
2	3:45.128	1:49.990	68.734
3	5:37.464	1:52.336	67.298
4	7:29.129	1:51.665	67.703
5	9:18.408	1:49.279	69.181

#### **8** 61 Wattie BROWN

Total Time **9:19.393** Avg Speed **67.573** Behind **27.497**  
Best Time **1:49.609** Best Speed **68.972** On **5** Gp **a**

Lap	Elapsed Time	Lap Time	Lap Speed
1	1:57.020	1:57.020	64.604
2	3:48.447	1:51.427	67.847
3	5:38.879	1:50.432	68.458
4	7:29.784	1:50.905	68.166
5	9:19.393	1:49.609	68.972



MCUI Ulster  
Centre Timing  
powered by  
e-Laps timing software

[www.elaps-timing.com](http://www.elaps-timing.com)





# KDM HIRE COOKSTOWN 100

CLASSIC 500cc/1000cc

Race 15 - Tyre Safety Centre Senior Classic

Saturday, 26 April 2014

## DETAILED RESULT



### Race Classification

#### **9** 36 Davie HASTINGS

Total Time **9:30.280** Avg Speed **66.283** Behind **38.384**  
Best Time **1:52.430** Best Speed **67.242** On **5** Gp **b**

Lap	Elapsed Time	Lap Time	Lap Speed
1	1:59.020	1:59.020	63.519
2	3:51.716	1:52.696	67.083
3	5:45.337	1:53.621	66.537
4	7:37.850	1:52.513	67.192
5	9:30.280	1:52.430	67.242

#### **10** 20 Gary HUTTON

Total Time **9:45.656** Avg Speed **64.543** Behind **53.760**  
Best Time **1:55.433** Best Speed **65.493** On **2** Gp **b**

Lap	Elapsed Time	Lap Time	Lap Speed
1	2:02.259	2:02.259	61.836
2	3:57.692	1:55.433	65.493
3	5:53.320	1:55.628	65.382
4	7:49.556	1:56.236	65.040
5	9:45.656	1:56.100	65.116

#### **11** 143 Terence ANDERTON

Total Time **10:36.409** Avg Speed **59.396** Behind **1:44.513**  
Best Time **2:03.062** Best Speed **61.432** On **5** Gp **b**

Lap	Elapsed Time	Lap Time	Lap Speed
1	2:09.887	2:09.887	58.204
2	4:19.048	2:09.161	58.532
3	6:26.207	2:07.159	59.453
4	8:33.347	2:07.140	59.462
5	10:36.409	2:03.062	61.432

#### **12** 15 Dave BROUGH

Total Time **10:03.427** Avg Speed **50.114** Behind **1 Lap**  
Best Time **2:27.760** Best Speed **51.164** On **4** Gp **c**

Lap	Elapsed Time	Lap Time	Lap Speed
1	2:34.339	2:34.339	48.983
2	5:04.183	2:29.844	50.452
3	7:35.667	2:31.484	49.906
4	10:03.427	2:27.760	51.164

#### **13** 34 Trevor STEWART

Total Time **10:36.342** Avg Speed **47.522** Behind **32.915**  
Best Time **2:34.267** Best Speed **49.006** On **4** Gp **c**

Lap	Elapsed Time	Lap Time	Lap Speed
1	2:45.482	2:45.482	45.685
2	5:23.801	2:38.319	47.752
3	8:02.075	2:38.274	47.765
4	10:36.342	2:34.267	49.006

### Not Classified

#### **DNF** 155 Richard LAMBOURNE

Total Time **5:29.010** Avg Speed **68.934** Behind **2 Laps**  
Best Time **1:47.916** Best Speed **70.054** On **3** Gp **a**

Lap	Elapsed Time	Lap Time	Lap Speed
1	1:53.159	1:53.159	66.809
2	3:41.094	1:47.935	70.042
3	5:29.010	1:47.916	70.054



MCUI Ulster  
Centre Timing  
powered by  
e-Laps timing software

[www.elaps-timing.com](http://www.elaps-timing.com)




# KDM HIRE COOKSTOWN 100

CLASSIC 500cc/1000cc

Race 15 - Tyre Safety Centre Senior Classic

## LAP CHART



1

No	Name	G	Elapsed Time	Lap Time
101	Robert McCRUM	a	1:49.251	1:49.251
5	Gary JAMISON	b	1:51.367	1:51.367
191	Tony WILLIS	b	1:52.616	1:52.616
4	Billy LYLE	a	1:52.624	1:52.624
155	Richard LAMBOURNE	a	1:53.159	1:53.159
50	Martin LYONS	a	1:53.413	1:53.413
2	Freddie STEWART	a	1:54.492	1:54.492
56	Alex CONROY	a	1:55.138	1:55.138
61	Wattie BROWN	a	1:57.020	1:57.020
36	Davie HASTINGS	b	1:59.020	1:59.020
20	Gary HUTTON	b	2:02.259	2:02.259
143	Terence ANDERTON	b	2:09.887	2:09.887
15	Dave BROUGH	c	2:34.339	2:34.339
34	Trevor STEWART	c	2:45.482	2:45.482

2

No	Name	G	Elapsed Time	Lap Time
101	Robert McCRUM	a	3:34.435	1:45.184
5	Gary JAMISON	b	3:38.868	1:47.501
50	Martin LYONS	a	3:39.714	1:46.301
4	Billy LYLE	a	3:40.247	1:47.623
191	Tony WILLIS	b	3:40.755	1:48.139
155	Richard LAMBOURNE	a	3:41.094	1:47.935
2	Freddie STEWART	a	3:41.594	1:47.102
56	Alex CONROY	a	3:45.128	1:49.990
61	Wattie BROWN	a	3:48.447	1:51.427
36	Davie HASTINGS	b	3:51.716	1:52.696
20	Gary HUTTON	b	3:57.692	1:55.433
143	Terence ANDERTON	b	4:19.048	2:09.161
15	Dave BROUGH	c	5:04.183	2:29.844
34	Trevor STEWART	c	5:23.801	2:38.319

3

No	Name	G	Elapsed Time	Lap Time
101	Robert McCRUM	a	5:20.592	1:46.157
5	Gary JAMISON	b	5:25.842	1:46.974
50	Martin LYONS	a	5:26.862	1:47.148
4	Billy LYLE	a	5:27.216	1:46.969
191	Tony WILLIS	b	5:27.629	1:46.874
155	Richard LAMBOURNE	a	5:29.010	1:47.916
2	Freddie STEWART	a	5:29.876	1:48.282
56	Alex CONROY	a	5:37.464	1:52.336
61	Wattie BROWN	a	5:38.879	1:50.432
36	Davie HASTINGS	b	5:45.337	1:53.621
20	Gary HUTTON	b	5:53.320	1:55.628
143	Terence ANDERTON	b	6:26.207	2:07.159
15	Dave BROUGH	c	7:35.667	2:31.484
34	Trevor STEWART	c	8:02.075	2:38.274

4

No	Name	G	Elapsed Time	Lap Time
101	Robert McCRUM	a	7:06.507	1:45.915
50	Martin LYONS	a	7:13.409	1:46.547
4	Billy LYLE	a	7:13.817	1:46.601
5	Gary JAMISON	b	7:14.379	1:48.537
191	Tony WILLIS	b	7:14.786	1:47.157
2	Freddie STEWART	a	7:18.636	1:48.760
56	Alex CONROY	a	7:29.129	1:51.665
61	Wattie BROWN	a	7:29.784	1:50.905
36	Davie HASTINGS	b	7:37.850	1:52.513
20	Gary HUTTON	b	7:49.556	1:56.236
143	Terence ANDERTON	b	8:33.347	2:07.140
15	Dave BROUGH	c	10:03.427	2:27.760
34	Trevor STEWART	c	10:36.342	2:34.267

5

No	Name	G	Elapsed Time	Lap Time
101	Robert McCRUM	a	8:51.896	1:45.389
191	Tony WILLIS	b	8:59.865	1:45.079
50	Martin LYONS	a	9:00.671	1:47.262
4	Billy LYLE	a	9:00.946	1:47.129
5	Gary JAMISON	b	9:01.691	1:47.312
2	Freddie STEWART	a	9:05.985	1:47.349
56	Alex CONROY	a	9:18.408	1:49.279
61	Wattie BROWN	a	9:19.393	1:49.609
36	Davie HASTINGS	b	9:30.280	1:52.430
20	Gary HUTTON	b	9:45.656	1:56.100
143	Terence ANDERTON	b	10:36.409	2:03.062

**ROAD RACE - IRISH CLASSIC 1000cc**

2014

					#1	
Pos	No.	Name	Total	Diff	Gap	R1
1	101	Robert McCRUM	25	0	0	25
2	15	Dave BROUGH	20	5	5	20

**Event Legend**

#1 25/04/2014 KDM HIRE COOKSTOWN 100

**ROAD RACE - IRISH CLASSIC 500cc**

2014

					#1	
Pos	No.	Name	Total	Diff	Gap	R1
1	191	Tony WILLIS	25	0	0	25
2	50	Martin LYONS	20	5	5	20
3	4	Billy LYLE	16	9	4	16
4	5	Gary JAMISON	13	12	3	13
5	2	Freddie STEWART	11	14	2	11
6	56	Alex CONROY	10	15	1	10
7	61	Wattie BROWN	9	16	1	9
8	36	Davie HASTINGS	8	17	1	8
9	20	Gary HUTTON	7	18	1	7
10	143	Terence ANDERTON	6	19	1	6
11	34	Trevor STEWART	5	20	1	5

**Event Legend**

#1 25/04/2014 KDM HIRE COOKSTOWN 100

**ROAD RACE - ULSTER CLASSIC 1000cc**

2014

					#1	
Pos	No.	Name	Total	Diff	Gap	R1
1	101	Robert McCRUM	25	0	0	25
2	15	Dave BROUGH	20	5	5	20

**Event Legend**


---

#1    25/04/2014    KDM HIRE COOKSTOWN 100
**ROAD RACE - ULSTER CLASSIC 500cc**

2014

					#1	
Pos	No.	Name	Total	Diff	Gap	R1
1	191	Tony WILLIS	25	0	0	25
2	50	Martin LYONS	20	5	5	20
3	4	Billy LYLE	16	9	4	16
4	5	Gary JAMISON	13	12	3	13
5	2	Freddie STEWART	11	14	2	11
6	56	Alex CONROY	10	15	1	10
7	61	Wattie BROWN	9	16	1	9
8	36	Davie HASTINGS	8	17	1	8
9	20	Gary HUTTON	7	18	1	7
10	143	Terence ANDERTON	6	19	1	6
11	34	Trevor STEWART	5	20	1	5

**Event Legend**


---

#1    25/04/2014    KDM HIRE COOKSTOWN 100