




**COOKSTOWN 100**

**Friday 25<sup>th</sup> & Saturday 26<sup>th</sup> April 2014**

**promoted by Cookstown & District MCC**  
[www.cookstown100.com](http://www.cookstown100.com)

**R & M GREENKEEPER, COOKSTOWN**  
**CLASSIC 250cc**

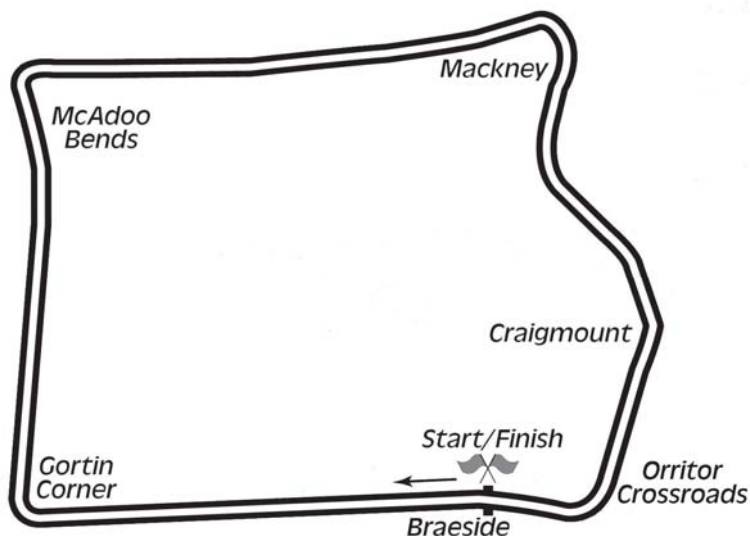


**2&4**  
WHEEL MOTORSPORT  
STEERING GROUP LTD.



**northernireland**  
tourist board

# Orritor Circuit 2.1 miles



## LAP RECORDS

| Class          | Rider            | Machine      | m | s      | mph    | Year |
|----------------|------------------|--------------|---|--------|--------|------|
| 125cc          | William Dunlop   | Honda        | 1 | 34.755 | 79.785 | 2010 |
| Moto 3         | Barry Davidson   | Honda 250    | 1 | 39.075 | 76.306 | 2012 |
| Moto 450       | Ryan Farquhar    | Kawasaki     | 1 | 35.432 | 79.219 | 2012 |
| 250cc          | William Dunlop   | Honda        | 1 | 29.658 | 84.320 | 2009 |
| Supersport 400 | Alastair Haworth | Yamaha       | 1 | 35.794 | 78.919 | 2013 |
| Supertwin      | Ryan Farquhar    | Kawasaki 650 | 1 | 30.636 | 83.411 | 2012 |
| Supersport     | Michael Dunlop   | Yamaha       | 1 | 24.783 | 89.169 | 2011 |
| Superbike      | Michael Dunlop   | Honda        | 1 | 22.641 | 91.480 | 2013 |
| Senior Support | Gary Robinson    | Yamaha 600   | 1 | 29.956 | 84.041 | 2007 |
| Junior Support | Mark Hanna       | Honda 250    | 1 | 33.788 | 80.607 | 2013 |
| Classic 1000cc | Wattie Brown     | Norton 920   | 1 | 40.273 | 75.394 | 2006 |
| Classic 500cc  | Neill McWhirter  | Norton       | 1 | 41.491 | 74.489 | 2010 |
| Classic 350cc  | Paul Coward      | Honda        | 1 | 43.421 | 73.099 | 2004 |
| Classic 250cc  | Geoff McMullan   | Suzuki       | 1 | 47.294 | 70.461 | 2006 |

## MOST WINS at COOKSTOWN 100

|                  |    |           |
|------------------|----|-----------|
| Ryan Farquhar    | 26 | 1996 - 12 |
| Ray McCullough   | 14 | 1967 - 79 |
| Joey Dunlop      | 11 | 1977 - 98 |
| Robert Dunlop    | 11 | 1985 - 08 |
| Phillip McCallen | 10 | 1987 - 96 |
| William Dunlop   | 9  | 2006 - 13 |
| Courtney Junk    | 8  | 1974 - 83 |
| Mervyn Elwood    | 8  | 1987 - 97 |
| Noel Hudson      | 7  | 1975 - 95 |
| Bill Swallow     | 7  | 1987 - 00 |
| Darran Lindsay   | 7  | 2000 - 05 |

## ALL TIME IRISH ROAD RACE WINNERS (after Killalane 2013)

### Most Wins at All Irish Road Race Meetings

|                    |     |         |
|--------------------|-----|---------|
| 1. Ryan Farquhar   | 199 | 1995-12 |
| 2. Joey Dunlop     | 156 | 1971-00 |
| 3. Robert Dunlop   | 135 | 1980-08 |
| 4. Ray McCullough  | 109 | 1960-82 |
| Phillip McCallen   | 109 | 1987-99 |
| 6. William Dunlop  | 93  | 2005-13 |
| 7. Michael Dunlop  | 81  | 2006-13 |
| 8. Brian Reid      | 78  | 1980-94 |
| 9. Darran Lindsay  | 74  | 1999-06 |
| 10. James Courtney | 66  | 1992-99 |

# KDM HIRE COOKSTOWN 100


## CLASSIC 250cc Classic 250cc Qualifying Friday, 25 April 2014



| Pos                              | Class | No | Name           | Machine / Sponsor           | ----- Best Lap ----- |        |        | Laps |   |
|----------------------------------|-------|----|----------------|-----------------------------|----------------------|--------|--------|------|---|
|                                  |       |    |                |                             | Time                 | Behind | Speed  |      |   |
| <b>Qualifying Classification</b> |       |    |                |                             |                      |        |        |      |   |
| 1                                | C250  | 76 | Philip SHAW    | Suzuki 250                  | 1:54.620             |        | 65.957 | 3    | 5 |
| 2                                | C250  | 61 | Wattie BROWN   | Suzuki 250                  | 1:57.058             | 2.438  | 64.583 | 4    | 4 |
| 3                                | C250  | 40 | Barry DAVIDSON | Honda 198 - Dempster Racing | 1:58.913             | 4.293  | 63.576 | 3    | 4 |
| 4                                | C250  | 20 | Gary HUTTON    | Honda 198 - Dempster Racing | 2:01.743             | 7.123  | 62.098 | 4    | 4 |
| 5                                | C250  | 43 | Alex McVICKER  | Honda 250 - John Ennis      | 2:07.697             | 13.077 | 59.203 | 3    | 4 |
| 6                                | C250  | 30 | Robert WRIGHT  | Honda 250                   | 2:13.986             | 19.366 | 56.424 | 4    | 4 |
| 7                                | C250  | 69 | Allen GIBSON   | Honda 250                   | 2:30.961             | 36.341 | 50.079 | 2    | 3 |
| 8                                | C250  | 15 | Dave BROUGH    | Honda 250 - Ambler          | 2:49.339             | 54.719 | 44.644 | 1    | 2 |
| 9                                | C250  | 34 | Trevor STEWART | Honda 250 - TJR Racing      | 2:51.802             | 57.182 | 44.004 | 1    | 2 |

Provisional result to be confirmed by the Stewards of the Meeting subject to completion of technical inspections & the time limit for protests

Page 1 / 1

|               |                |            |   |                    |                                     |
|---------------|----------------|------------|---|--------------------|-------------------------------------|
| Circuit       | <b>Orritor</b> | Signed     |  | Organising Club    | <b>Cookstown &amp; District MCC</b> |
| Length(miles) | <b>2.1000</b>  |            | Chief Timekeeper  | Qualifying Started | <b>14:32</b>                        |
| Weather       | <b>Bright</b>  | Issued At: | 14:43   |                    |                                     |
| Track         | <b>Dry</b>     |            |   |                    |                                     |

# KDM HIRE COOKSTOWN 100

CLASSIC 250cc

Classic 250cc Qualifying

Friday, 25 April 2014

DETAILED RESULT



## Qualifying Classification

Position

**1** 76 Philip SHAW

Behind

Best Time **1:54.620** Best Speed **65.957** On **3** Gp **a**

| Lap | Elapsed Time | Lap Time | Lap Speed |
|-----|--------------|----------|-----------|
| 1   | 2:06.621     | 2:06.621 | 59.706    |
| 2   | 4:03.000     | 1:56.379 | 64.960    |
| 3   | 5:57.620     | 1:54.620 | 65.957    |
| 4   | 7:56.384     | 1:58.764 | 63.656    |
| 5   | 9:52.161     | 1:55.777 | 65.298    |

**2** 61 Wattie BROWN

Behind **2.438**

Best Time **1:57.058** Best Speed **64.583** On **4** Gp **a**

| Lap | Elapsed Time | Lap Time | Lap Speed |
|-----|--------------|----------|-----------|
| 1   | 2:23.742     | 2:23.742 | 52.594    |
| 2   | 4:23.091     | 1:59.349 | 63.344    |
| 3   | 6:21.393     | 1:58.302 | 63.904    |
| 4   | 8:18.451     | 1:57.058 | 64.583    |

**3** 40 Barry DAVIDSON

Behind **4.293**

Best Time **1:58.913** Best Speed **63.576** On **3** Gp **a**

| Lap | Elapsed Time | Lap Time | Lap Speed |
|-----|--------------|----------|-----------|
| 1   | 2:10.832     | 2:10.832 | 57.784    |
| 2   | 4:12.713     | 2:01.881 | 62.028    |
| 3   | 6:11.626     | 1:58.913 | 63.576    |
| 4   | 8:11.720     | 2:00.094 | 62.951    |

**4** 20 Gary HUTTON

Behind **7.123**

Best Time **2:01.743** Best Speed **62.098** On **4** Gp **a**

| Lap | Elapsed Time | Lap Time | Lap Speed |
|-----|--------------|----------|-----------|
| 1   | 2:23.588     | 2:23.588 | 52.651    |
| 2   | 4:28.269     | 2:04.681 | 60.635    |
| 3   | 6:30.404     | 2:02.135 | 61.899    |
| 4   | 8:32.147     | 2:01.743 | 62.098    |

**5** 43 Alex McVICKER

Behind **13.077**

Best Time **2:07.697** Best Speed **59.203** On **3** Gp **a**

| Lap | Elapsed Time | Lap Time | Lap Speed |
|-----|--------------|----------|-----------|
| 1   | 2:37.031     | 2:37.031 | 48.143    |
| 2   | 4:47.808     | 2:10.777 | 57.808    |
| 3   | 6:55.505     | 2:07.697 | 59.203    |
| 4   | 9:08.045     | 2:12.540 | 57.039    |

## Qualifying Classification

Position

**6** 30 Robert WRIGHT

Behind **19.366**

Best Time **2:13.986** Best Speed **56.424** On **4** Gp **a**

| Lap | Elapsed Time | Lap Time | Lap Speed |
|-----|--------------|----------|-----------|
| 1   | 2:22.991     | 2:22.991 | 52.870    |
| 2   | 4:38.986     | 2:15.995 | 55.590    |
| 3   | 6:53.692     | 2:14.706 | 56.122    |
| 4   | 9:07.678     | 2:13.986 | 56.424    |

**7** 69 Allen GIBSON

Behind **36.341**

Best Time **2:30.961** Best Speed **50.079** On **2** Gp **a**

| Lap | Elapsed Time | Lap Time | Lap Speed |
|-----|--------------|----------|-----------|
| 1   | 2:36.792     | 2:36.792 | 48.217    |
| 2   | 5:07.753     | 2:30.961 | 50.079    |
| 3   | 7:38.927     | 2:31.174 | 50.009    |

**8** 15 Dave BROUGH

Behind **54.719**

Best Time **2:49.339** Best Speed **44.644** On **1** Gp **a**

| Lap | Elapsed Time | Lap Time | Lap Speed |
|-----|--------------|----------|-----------|
| 1   | 2:49.339     | 2:49.339 | 44.644    |
| 2   | 8:29.616     | 5:40.277 | 22.217    |

**9** 34 Trevor STEWART

Behind **57.182**

Best Time **2:51.802** Best Speed **44.004** On **1** Gp **a**

| Lap | Elapsed Time | Lap Time | Lap Speed |
|-----|--------------|----------|-----------|
| 1   | 2:51.802     | 2:51.802 | 44.004    |
| 2   | 8:28.547     | 5:36.745 | 22.450    |

KDM HIRE COOKSTOWN 100

CLASSIC 250cc

Orritor 2.100 miles

R6: R & M Greenkeeper Classic 250cc

26/04/2014 12:35

Race (7 Laps)

RACE 6 - CLASSIC 250

|   |         |         |         |   |
|---|---------|---------|---------|---|
| 5 | 34<br>A | 15<br>B |         | B |
| 4 | A       | B       |         | C |
| 3 | 69<br>A | B       | C       |   |
| 2 | 20<br>A | 43<br>B | 30<br>C |   |
| 1 | 76<br>A | 61<br>B | 40<br>C | A |

POLE POSITION A



# KDM HIRE COOKSTOWN 100

CLASSIC 250cc

Race 6 - R&M Greenkeeper Classic 250cc


Saturday, 26 April 2014



| Pos                        | Class | No | Name           | Machine / Sponsor           | Gp | Laps | Total Time | Behind   | Speed  | -----Best Lap----- |        |    |
|----------------------------|-------|----|----------------|-----------------------------|----|------|------------|----------|--------|--------------------|--------|----|
|                            |       |    |                |                             |    |      |            |          |        | Time               | Speed  | On |
| <b>Race Classification</b> |       |    |                |                             |    |      |            |          |        |                    |        |    |
| 1                          | C250  | 76 | Philip SHAW    | Suzuki 250                  | a  | 5    | 9:30.510   |          | 66.257 | 1:51.862           | 67.583 | 2  |
| 2                          | C250  | 61 | Wattie BROWN   | Suzuki 250                  | a  | 5    | 9:37.240   | 6.730    | 65.484 | 1:53.875           | 66.389 | 3  |
| 3                          | C250  | 40 | Barry DAVIDSON | Honda 198 - Dempster Racing | a  | 5    | 10:06.335  | 35.825   | 62.342 | 1:58.822           | 63.625 | 2  |
| 4                          | C250  | 43 | Alex McVICKER  | Honda 250 - John Ennis      | a  | 5    | 10:35.344  | 1:04.834 | 59.495 | 2:04.770           | 60.591 | 4  |
| 5                          | C250  | 30 | Robert WRIGHT  | Honda 250                   | a  | 5    | 11:21.984  | 1:51.474 | 55.427 | 2:14.868           | 56.055 | 5  |
| 6                          | C250  | 69 | Allen GIBSON   | Honda 250                   | a  | 4    | 10:06.269  | 1 Lap    | 49.879 | 2:30.039           | 50.387 | 2  |
| 7                          | C250  | 34 | Trevor STEWART | Honda 250 - TJR Racing      | b  | 4    | 10:58.892  | 52.623   | 45.895 | 2:41.926           | 46.688 | 4  |
| 8                          | C250  | 15 | Dave BROUGH    | Honda 250 - Ambler          | b  | 4    | 11:12.678  | 1:06.409 | 44.955 | 2:44.337           | 46.003 | 3  |
| <b>Fastest Lap</b>         |       |    |                |                             |    |      |            |          |        |                    |        |    |
|                            | C250  | 76 | Philip SHAW    | Suzuki 250                  | a  |      |            |          |        | 1:51.862           | 67.583 | 2  |
| <b>Not Classified</b>      |       |    |                |                             |    |      |            |          |        |                    |        |    |
| DNF                        | C250  | 20 | Gary HUTTON    | Honda 198 - Dempster Racing | a  | 2    | 4:10.457   | 3 Laps   | 60.370 | 2:02.283           | 61.824 | 2  |

Provisional result to be confirmed by the Stewards of the Meeting subject to completion of technical inspections & the time limit for protests

Page 1 / 1

|               |                |                  |   |                 |                                     |
|---------------|----------------|------------------|---|-----------------|-------------------------------------|
| Circuit       | <b>Orritor</b> | Signed           |  | Organising Club | <b>Cookstown &amp; District MCC</b> |
| Length(miles) | <b>2.1000</b>  | Chief Timekeeper |   | Race Started    | <b>13:50</b>                        |
| Weather       | <b>Sunny</b>   |                  |   |                 |                                     |
| Track         | <b>Dry</b>     | Issued At:       | 14:01   |                 |                                     |


# KDM HIRE COOKSTOWN 100

CLASSIC 250cc

Race 6 - R&M Greenkeeper Classic 250cc

Saturday, 26 April 2014

## DETAILED RESULT



### Race Classification

#### **1** 76 Philip SHAW

Total Time **9:30.510** Avg Speed **66.257** Behind  
Best Time **1:51.862** Best Speed **67.583** On **2** Gp **a**

| Lap | Elapsed Time | Lap Time | Lap Speed |
|-----|--------------|----------|-----------|
| 1   | 1:56.575     | 1:56.575 | 64.851    |
| 2   | 3:48.437     | 1:51.862 | 67.583    |
| 3   | 5:41.279     | 1:52.842 | 66.996    |
| 4   | 7:36.254     | 1:54.975 | 65.753    |
| 5   | 9:30.510     | 1:54.256 | 66.167    |

#### **2** 61 Wattie BROWN

Total Time **9:37.240** Avg Speed **65.484** Behind **6.730**  
Best Time **1:53.875** Best Speed **66.389** On **3** Gp **a**

| Lap | Elapsed Time | Lap Time | Lap Speed |
|-----|--------------|----------|-----------|
| 1   | 1:58.661     | 1:58.661 | 63.711    |
| 2   | 3:52.587     | 1:53.926 | 66.359    |
| 3   | 5:46.462     | 1:53.875 | 66.389    |
| 4   | 7:41.768     | 1:55.306 | 65.565    |
| 5   | 9:37.240     | 1:55.472 | 65.470    |

#### **3** 40 Barry DAVIDSON

Total Time **10:06.335** Avg Speed **62.342** Behind **35.825**  
Best Time **1:58.822** Best Speed **63.625** On **2** Gp **a**

| Lap | Elapsed Time | Lap Time | Lap Speed |
|-----|--------------|----------|-----------|
| 1   | 2:03.456     | 2:03.456 | 61.236    |
| 2   | 4:02.278     | 1:58.822 | 63.625    |
| 3   | 6:01.996     | 1:59.718 | 63.148    |
| 4   | 8:03.075     | 2:01.079 | 62.439    |
| 5   | 10:06.335    | 2:03.260 | 61.334    |

#### **4** 43 Alex McVICKER

Total Time **10:35.344** Avg Speed **59.495** Behind **1:04.834**  
Best Time **2:04.770** Best Speed **60.591** On **4** Gp **a**

| Lap | Elapsed Time | Lap Time | Lap Speed |
|-----|--------------|----------|-----------|
| 1   | 2:11.810     | 2:11.810 | 57.355    |
| 2   | 4:17.597     | 2:05.787 | 60.102    |
| 3   | 6:23.802     | 2:06.205 | 59.903    |
| 4   | 8:28.572     | 2:04.770 | 60.591    |
| 5   | 10:35.344    | 2:06.772 | 59.635    |

### Race Classification

#### **5** 30 Robert WRIGHT

Total Time **11:21.984** Avg Speed **55.427** Behind **1:51.474**  
Best Time **2:14.868** Best Speed **56.055** On **5** Gp **a**

| Lap | Elapsed Time | Lap Time | Lap Speed |
|-----|--------------|----------|-----------|
| 1   | 2:20.779     | 2:20.779 | 53.701    |
| 2   | 4:36.430     | 2:15.651 | 55.731    |
| 3   | 6:51.864     | 2:15.434 | 55.821    |
| 4   | 9:07.116     | 2:15.252 | 55.896    |
| 5   | 11:21.984    | 2:14.868 | 56.055    |

#### **6** 69 Allen GIBSON

Total Time **10:06.269** Avg Speed **49.879** Behind **1 Lap**  
Best Time **2:30.039** Best Speed **50.387** On **2** Gp **a**

| Lap | Elapsed Time | Lap Time | Lap Speed |
|-----|--------------|----------|-----------|
| 1   | 2:34.848     | 2:34.848 | 48.822    |
| 2   | 5:04.887     | 2:30.039 | 50.387    |
| 3   | 7:35.392     | 2:30.505 | 50.231    |
| 4   | 10:06.269    | 2:30.877 | 50.107    |

#### **7** 34 Trevor STEWART

Total Time **10:58.892** Avg Speed **45.895** Behind **52.623**  
Best Time **2:41.926** Best Speed **46.688** On **4** Gp **b**

| Lap | Elapsed Time | Lap Time | Lap Speed |
|-----|--------------|----------|-----------|
| 1   | 2:48.890     | 2:48.890 | 44.763    |
| 2   | 5:32.753     | 2:43.863 | 46.136    |
| 3   | 8:16.966     | 2:44.213 | 46.038    |
| 4   | 10:58.892    | 2:41.926 | 46.688    |

#### **8** 15 Dave BROUGH

Total Time **11:12.678** Avg Speed **44.955** Behind **1:06.409**  
Best Time **2:44.337** Best Speed **46.003** On **3** Gp **b**

| Lap | Elapsed Time | Lap Time | Lap Speed |
|-----|--------------|----------|-----------|
| 1   | 2:54.672     | 2:54.672 | 43.281    |
| 2   | 5:41.288     | 2:46.616 | 45.374    |
| 3   | 8:25.625     | 2:44.337 | 46.003    |
| 4   | 11:12.678    | 2:47.053 | 45.255    |

### Not Classified

#### **DNF** 20 Gary HUTTON

Total Time **4:10.457** Avg Speed **60.370** Behind **3 Laps**  
Best Time **2:02.283** Best Speed **61.824** On **2** Gp **a**

| Lap | Elapsed Time | Lap Time | Lap Speed |
|-----|--------------|----------|-----------|
| 1   | 2:08.174     | 2:08.174 | 58.982    |
| 2   | 4:10.457     | 2:02.283 | 61.824    |




# KDM HIRE COOKSTOWN 100

CLASSIC 250cc

Race 6 - R&M Greenkeeper Classic 250cc

## LAP CHART



1

| No | Name           | G | Elapsed Time | Lap Time |
|----|----------------|---|--------------|----------|
| 76 | Philip SHAW    | a | 1:56.575     | 1:56.575 |
| 61 | Wattie BROWN   | a | 1:58.661     | 1:58.661 |
| 40 | Barry DAVIDSON | a | 2:03.456     | 2:03.456 |
| 20 | Gary HUTTON    | a | 2:08.174     | 2:08.174 |
| 43 | Alex McVICKER  | a | 2:11.810     | 2:11.810 |
| 30 | Robert WRIGHT  | a | 2:20.779     | 2:20.779 |
| 69 | Allen GIBSON   | a | 2:34.848     | 2:34.848 |
| 34 | Trevor STEWART | b | 2:48.890     | 2:48.890 |
| 15 | Dave BROUGH    | b | 2:54.672     | 2:54.672 |

5

| No | Name           | G | Elapsed Time | Lap Time |
|----|----------------|---|--------------|----------|
| 76 | Philip SHAW    | a | 9:30.510     | 1:54.256 |
| 61 | Wattie BROWN   | a | 9:37.240     | 1:55.472 |
| 40 | Barry DAVIDSON | a | 10:06.335    | 2:03.260 |
| 43 | Alex McVICKER  | a | 10:35.344    | 2:06.772 |
| 30 | Robert WRIGHT  | a | 11:21.984    | 2:14.868 |

2

| No | Name           | G | Elapsed Time | Lap Time |
|----|----------------|---|--------------|----------|
| 76 | Philip SHAW    | a | 3:48.437     | 1:51.862 |
| 61 | Wattie BROWN   | a | 3:52.587     | 1:53.926 |
| 40 | Barry DAVIDSON | a | 4:02.278     | 1:58.822 |
| 20 | Gary HUTTON    | a | 4:10.457     | 2:02.283 |
| 43 | Alex McVICKER  | a | 4:17.597     | 2:05.787 |
| 30 | Robert WRIGHT  | a | 4:36.430     | 2:15.651 |
| 69 | Allen GIBSON   | a | 5:04.887     | 2:30.039 |
| 34 | Trevor STEWART | b | 5:32.753     | 2:43.863 |
| 15 | Dave BROUGH    | b | 5:41.288     | 2:46.616 |

3

| No | Name           | G | Elapsed Time | Lap Time |
|----|----------------|---|--------------|----------|
| 76 | Philip SHAW    | a | 5:41.279     | 1:52.842 |
| 61 | Wattie BROWN   | a | 5:46.462     | 1:53.875 |
| 40 | Barry DAVIDSON | a | 6:01.996     | 1:59.718 |
| 43 | Alex McVICKER  | a | 6:23.802     | 2:06.205 |
| 30 | Robert WRIGHT  | a | 6:51.864     | 2:15.434 |
| 69 | Allen GIBSON   | a | 7:35.392     | 2:30.505 |
| 34 | Trevor STEWART | b | 8:16.966     | 2:44.213 |
| 15 | Dave BROUGH    | b | 8:25.625     | 2:44.337 |

4

| No | Name           | G | Elapsed Time | Lap Time |
|----|----------------|---|--------------|----------|
| 76 | Philip SHAW    | a | 7:36.254     | 1:54.975 |
| 61 | Wattie BROWN   | a | 7:41.768     | 1:55.306 |
| 40 | Barry DAVIDSON | a | 8:03.075     | 2:01.079 |
| 43 | Alex McVICKER  | a | 8:28.572     | 2:04.770 |
| 30 | Robert WRIGHT  | a | 9:07.116     | 2:15.252 |
| 69 | Allen GIBSON   | a | 10:06.269    | 2:30.877 |
| 34 | Trevor STEWART | b | 10:58.892    | 2:41.926 |
| 15 | Dave BROUGH    | b | 11:12.678    | 2:47.053 |



**ROAD RACE - IRISH CLASSIC 250cc**

2014

|     |     |                |       |      | #1  |    |
|-----|-----|----------------|-------|------|-----|----|
| Pos | No. | Name           | Total | Diff | Gap | R6 |
| 1   | 76  | Philip SHAW    | 25    | 0    | 0   | 25 |
| 2   | 61  | Wattie BROWN   | 20    | 5    | 5   | 20 |
| 3   | 40  | Barry DAVIDSON | 16    | 9    | 4   | 16 |
| 4   | 43  | Alex McVICKER  | 13    | 12   | 3   | 13 |
| 5   | 30  | Robert WRIGHT  | 11    | 14   | 2   | 11 |
| 6   | 69  | Allen GIBSON   | 10    | 15   | 1   | 10 |
| 7   | 34  | Trevor STEWART | 9     | 16   | 1   | 9  |
| 8   | 15  | Dave BROUGH    | 8     | 17   | 1   | 8  |

**Event Legend**

#1 25/04/2014 KDM HIRE COOKSTOWN 100

**ROAD RACE - ULSTER CLASSIC 250cc**

2014

|     |     |                |       |      | #1  |    |
|-----|-----|----------------|-------|------|-----|----|
| Pos | No. | Name           | Total | Diff | Gap | R6 |
| 1   | 76  | Philip SHAW    | 25    | 0    | 0   | 25 |
| 2   | 61  | Wattie BROWN   | 20    | 5    | 5   | 20 |
| 3   | 40  | Barry DAVIDSON | 16    | 9    | 4   | 16 |
| 4   | 43  | Alex McVICKER  | 13    | 12   | 3   | 13 |
| 5   | 30  | Robert WRIGHT  | 11    | 14   | 2   | 11 |
| 6   | 69  | Allen GIBSON   | 10    | 15   | 1   | 10 |
| 7   | 34  | Trevor STEWART | 9     | 16   | 1   | 9  |
| 8   | 15  | Dave BROUGH    | 8     | 17   | 1   | 8  |

**Event Legend**

#1 25/04/2014 KDM HIRE COOKSTOWN 100