




COOKSTOWN 100

Friday 25th & Saturday 26th April 2014

promoted by Cookstown & District MCC
www.cookstown100.com



SUPERSPORT 400

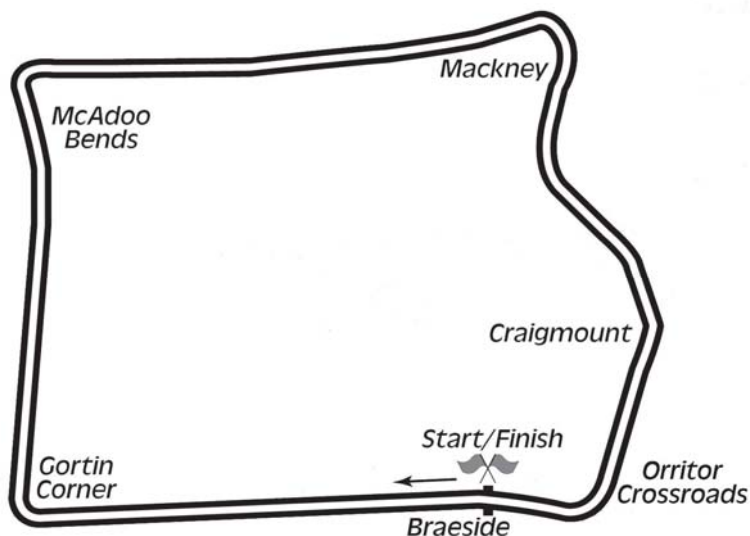


2&4
WHEEL MOTORSPORT
STEERING GROUP LTD.



northernireland
tourist board

Orritor Circuit 2.1 miles



LAP RECORDS

Class	Rider	Machine	m	s	mph	Year
125cc	William Dunlop	Honda	1	34.755	79.785	2010
Moto 3	Barry Davidson	Honda 250	1	39.075	76.306	2012
Moto 450	Ryan Farquhar	Kawasaki	1	35.432	79.219	2012
250cc	William Dunlop	Honda	1	29.658	84.320	2009
Supersport 400	Alastair Haworth	Yamaha	1	35.794	78.919	2013
Supertwin	Ryan Farquhar	Kawasaki 650	1	30.636	83.411	2012
Supersport	Michael Dunlop	Yamaha	1	24.783	89.169	2011
Superbike	Michael Dunlop	Honda	1	22.641	91.480	2013
Senior Support	Gary Robinson	Yamaha 600	1	29.956	84.041	2007
Junior Support	Mark Hanna	Honda 250	1	33.788	80.607	2013
Classic 1000cc	Wattie Brown	Norton 920	1	40.273	75.394	2006
Classic 500cc	Neill McWhirter	Norton	1	41.491	74.489	2010
Classic 350cc	Paul Coward	Honda	1	43.421	73.099	2004
Classic 250cc	Geoff McMullan	Suzuki	1	47.294	70.461	2006

MOST WINS at COOKSTOWN 100

Ryan Farquhar	26	1996 - 12
Ray McCullough	14	1967 - 79
Joey Dunlop	11	1977 - 98
Robert Dunlop	11	1985 - 08
Phillip McCallen	10	1987 - 96
William Dunlop	9	2006 - 13
Courtney Junk	8	1974 - 83
Mervyn Elwood	8	1987 - 97
Noel Hudson	7	1975 - 95
Bill Swallow	7	1987 - 00
Darran Lindsay	7	2000 - 05

ALL TIME IRISH ROAD RACE WINNERS (after Killalane 2013)

Most Wins at All Irish Road Race Meetings

1. Ryan Farquhar	199	1995-12
2. Joey Dunlop	156	1971-00
3. Robert Dunlop	135	1980-08
4. Ray McCullough	109	1960-82
Phillip McCallen	109	1987-99
6. William Dunlop	93	2005-13
7. Michael Dunlop	81	2006-13
8. Brian Reid	78	1980-94
9. Darran Lindsay	74	1999-06
10. James Courtney	66	1992-99

KDM HIRE COOKSTOWN 100


SUPERSPORT 400 Supersport Qualifying Friday, 25 April 2014



Pos	Class	No	Name	Machine / Sponsor	----- Best Lap -----			Laps
					Time	Behind	Speed	
Qualifying Classification								
1	400R	29	Alastair HAWORTH	Yamaha 400 - Doons Stores	1:36.225		78.566	4
2	400R	117	Alastair BAYLEY	Honda 400 - ABR Moto	1:39.452	3.227	76.017	4
3	400R	33	David HOWARD	Kawasaki 400	1:39.612	3.387	75.894	4
4	400R	8	Anthony McCOLGAN	Honda 400	1:41.160	4.935	74.733	4
5	400R	20	Martin LYONS	Yamaha 400 - Ewing Racing	1:41.443	5.218	74.525	4
6	400R	38	Derek WILKIE	Kawasaki 400	1:41.501	5.276	74.482	4
7	400R	13	Paul MAGUIRE	Kawasaki 400	1:42.168	5.943	73.996	4
8	400R	44	Mick JORDAN	Honda 400	1:42.307	6.082	73.895	3
9	400R	6	Leon MURPHY	Kawasaki 400	1:42.318	6.093	73.887	3
10	400R	70	Brendan MERRIGAN	Honda 400	1:43.469	7.244	73.065	4
11	400R	18	Vic ALLAN	Kawasaki 400	1:43.724	7.499	72.886	3
12	400R	42	Brian LOUGHLIN	Honda 400	1:45.820	9.595	71.442	4
13	400R	9	Kevin MURPHY	Honda 400	1:47.273	11.048	70.474	4
14	400R	77	Mark SHIELS	Kawasaki 400	1:47.781	11.556	70.142	2
15	400R	96	Stephen CARR	Kawasaki 400 - Once Bitten	1:48.929	12.704	69.403	3
16	400R	17	Stephen DAVISON	Kawasaki 400	1:50.028	13.803	68.710	4
17	400R	131	Robert CAIRNS	Kawasaki 400 - LR Tyres Racing	1:50.714	14.489	68.284	3
18	400R	16	Roy BEATTIE	Kawasaki 400 - BSR	1:53.804	17.579	66.430	4
19	400R	57	Yvonne MONTGOMERY	Kawasaki 400	1:55.444	19.219	65.486	3
20	400R	11	Darren DUNCAN	Kawasaki 400	1:56.676	20.451	64.795	2
21	400R	142	Stuart RAYNER	Kawasaki 400	1:58.500	22.275	63.797	4

Provisional result to be confirmed by the Stewards of the Meeting subject to completion of technical inspections & the time limit for protests

Page 1 / 1

Circuit	Orritor	Signed		Organising Club	Cookstown & District MCC
Length(miles)	2.1000		Chief Timekeeper	Qualifying Started	19:30
Weather	Cloudy	Issued At:	19:40		
Track	Dry				



MCUI Ulster
Centre Timing
powered by
e-Laps timing software

www.elaps-timing.com



KDM HIRE COOKSTOWN 100

SUPERSPORT 400

Supersport Qualifying

Friday, 25 April 2014

DETAILED RESULT



Qualifying Classification

Position

1 29 Alastair HAWORTH

Behind

Best Time **1:36.225** Best Speed **78.566** On **4** Gp **a**

Lap	Elapsed Time	Lap Time	Lap Speed
1	2:25.895	2:25.895	51.818
2	4:03.235	1:37.340	77.666
3	5:41.461	1:38.226	76.965
4	7:17.686	1:36.225	78.566

2 117 Alastair BAYLEY

Behind **3.227**

Best Time **1:39.452** Best Speed **76.017** On **4** Gp **a**

Lap	Elapsed Time	Lap Time	Lap Speed
1	1:50.896	1:50.896	68.172
2	3:32.142	1:41.246	74.670
3	5:11.848	1:39.706	75.823
4	6:51.300	1:39.452	76.017

3 33 David HOWARD

Behind **3.387**

Best Time **1:39.612** Best Speed **75.894** On **4** Gp **a**

Lap	Elapsed Time	Lap Time	Lap Speed
1	1:56.264	1:56.264	65.024
2	3:38.729	1:42.465	73.781
3	5:19.250	1:40.521	75.208
4	6:58.862	1:39.612	75.894

4 8 Anthony McCOLGAN

Behind **4.935**

Best Time **1:41.160** Best Speed **74.733** On **4** Gp **a**

Lap	Elapsed Time	Lap Time	Lap Speed
1	2:25.251	2:25.251	52.048
2	4:08.234	1:42.983	73.410
3	5:50.122	1:41.888	74.199
4	7:31.282	1:41.160	74.733

5 20 Martin LYONS

Behind **5.218**

Best Time **1:41.443** Best Speed **74.525** On **4** Gp **a**

Lap	Elapsed Time	Lap Time	Lap Speed
1	2:16.604	2:16.604	55.342
2	4:00.407	1:43.803	72.830
3	5:43.528	1:43.121	73.312
4	7:24.971	1:41.443	74.525

Qualifying Classification

Position

6 38 Derek WILKIE

Behind **5.276**

Best Time **1:41.501** Best Speed **74.482** On **4** Gp **a**

Lap	Elapsed Time	Lap Time	Lap Speed
1	1:46.072	1:46.072	71.272
2	3:29.531	1:43.459	73.072
3	5:12.687	1:43.156	73.287
4	6:54.188	1:41.501	74.482

7 13 Paul MAGUIRE

Behind **5.943**

Best Time **1:42.168** Best Speed **73.996** On **4** Gp **a**

Lap	Elapsed Time	Lap Time	Lap Speed
1	2:17.635	2:17.635	54.928
2	4:01.042	1:43.407	73.109
3	5:44.310	1:43.268	73.208
4	7:26.478	1:42.168	73.996

8 44 Mick JORDAN

Behind **6.082**

Best Time **1:42.307** Best Speed **73.895** On **3** Gp **a**

Lap	Elapsed Time	Lap Time	Lap Speed
1	1:52.988	1:52.988	66.910
2	3:36.366	1:43.378	73.130
3	5:18.673	1:42.307	73.895
4	7:01.396	1:42.723	73.596

9 6 Leon MURPHY

Behind **6.093**

Best Time **1:42.318** Best Speed **73.887** On **3** Gp **a**

Lap	Elapsed Time	Lap Time	Lap Speed
1	1:49.114	1:49.114	69.285
2	3:32.992	1:43.878	72.778
3	5:15.310	1:42.318	73.887
4	6:58.126	1:42.816	73.529

10 70 Brendan MERRIGAN

Behind **7.244**

Best Time **1:43.469** Best Speed **73.065** On **4** Gp **a**

Lap	Elapsed Time	Lap Time	Lap Speed
1	1:58.478	1:58.478	63.809
2	3:42.477	1:43.999	72.693
3	5:27.208	1:44.731	72.185
4	7:10.677	1:43.469	73.065

KDM HIRE COOKSTOWN 100

SUPERSPORT 400

Supersport Qualifying

Friday, 25 April 2014

DETAILED RESULT



Qualifying Classification

Position

11 18 Vic ALLAN

Behind 7.499

Best Time 1:43.724 Best Speed 72.886 On 3 Gp a

Lap	Elapsed Time	Lap Time	Lap Speed
1	2:02.618	2:02.618	61.655
2	3:47.051	1:44.433	72.391
3	5:30.775	1:43.724	72.886
4	7:14.573	1:43.798	72.834

12 42 Brian LOUGHLIN

Behind 9.595

Best Time 1:45.820 Best Speed 71.442 On 4 Gp a

Lap	Elapsed Time	Lap Time	Lap Speed
1	2:05.451	2:05.451	60.263
2	3:51.556	1:46.105	71.250
3	5:37.425	1:45.869	71.409
4	7:23.245	1:45.820	71.442

13 9 Kevin MURPHY

Behind 11.048

Best Time 1:47.273 Best Speed 70.474 On 4 Gp a

Lap	Elapsed Time	Lap Time	Lap Speed
1	2:30.074	2:30.074	50.375
2	4:19.783	1:49.709	68.910
3	6:08.237	1:48.454	69.707
4	7:55.510	1:47.273	70.474

14 77 Mark SHIELS

Behind 11.556

Best Time 1:47.781 Best Speed 70.142 On 2 Gp a

Lap	Elapsed Time	Lap Time	Lap Speed
1	2:46.493	2:46.493	45.407
2	4:34.274	1:47.781	70.142
3	6:22.346	1:48.072	69.953
4	8:10.444	1:48.098	69.937

15 96 Stephen CARR

Behind 12.704

Best Time 1:48.929 Best Speed 69.403 On 3 Gp a

Lap	Elapsed Time	Lap Time	Lap Speed
1	2:39.144	2:39.144	47.504
2	4:30.209	1:51.065	68.068
3	6:19.138	1:48.929	69.403
4	8:10.109	1:50.971	68.126

Qualifying Classification

Position

16 17 Stephen DAVISON

Behind 13.803

Best Time 1:50.028 Best Speed 68.710 On 4 Gp a

Lap	Elapsed Time	Lap Time	Lap Speed
1	2:31.536	2:31.536	49.889
2	4:25.471	1:53.935	66.354
3	6:16.294	1:50.823	68.217
4	8:06.322	1:50.028	68.710

17 131 Robert CAIRNS

Behind 14.489

Best Time 1:50.714 Best Speed 68.284 On 3 Gp a

Lap	Elapsed Time	Lap Time	Lap Speed
1	2:31.606	2:31.606	49.866
2	4:25.036	1:53.430	66.649
3	6:15.750	1:50.714	68.284
4	8:09.702	1:53.952	66.344

18 16 Roy BEATTIE

Behind 17.579

Best Time 1:53.804 Best Speed 66.430 On 4 Gp a

Lap	Elapsed Time	Lap Time	Lap Speed
1	2:17.626	2:17.626	54.931
2	4:12.204	1:54.578	65.981
3	6:07.944	1:55.740	65.319
4	8:01.748	1:53.804	66.430

19 57 Yvonne MONTGOMERY

Behind 19.219

Best Time 1:55.444 Best Speed 65.486 On 3 Gp a

Lap	Elapsed Time	Lap Time	Lap Speed
1	2:22.969	2:22.969	52.879
2	4:19.545	1:56.576	64.850
3	6:14.989	1:55.444	65.486
4	8:11.907	1:56.918	64.661

20 11 Darren DUNCAN

Behind 20.451

Best Time 1:56.676 Best Speed 64.795 On 2 Gp a

Lap	Elapsed Time	Lap Time	Lap Speed
1	2:28.145	2:28.145	51.031
2	4:24.821	1:56.676	64.795
3	6:22.048	1:57.227	64.490
4	8:19.317	1:57.269	64.467

KDM HIRE COOKSTOWN 100

SUPERSPORT 400

Supersport Qualifying

Friday, 25 April 2014

DETAILED RESULT



Qualifying Classification

Position

21 142 Stuart RAYNER

Behind 22.275

Best Time 1:58.500 Best Speed 63.797 On 4 Gp a

Lap	Elapsed Time	Lap Time	Lap Speed
1	2:29.819	2:29.819	50.461
2	4:30.029	2:00.210	62.890
3	6:28.865	1:58.836	63.617
4	8:27.365	1:58.500	63.797



MCUI Ulster
Centre Timing
powered by
e-Laps timing software

www.elaps-timing.com



WHEEL MOTORSPORT
STEERING GROUP LTD.



KDM HIRE COOKSTOWN 100

SUPERSPORT 400

Orritor 2.100 miles

R13: Hayes Fuels Supersport 400

26/04/2014 15:30

Race (7 Laps)

RACE 13 - SUPERSPORT 400

10	57 A	11 B	142 C
9	17 A	131 B	16 C
8			
7	77 A	96 B	
6	18 A	42 B	9 C
5	44 A	6 B	70 C
4			
3	13 A		
2	8 A	20 B	38 C
1	29 A	117 B	33 C

POLE POSITION A



KDM HIRE COOKSTOWN 100

SUPERSPORT 400

Race 13 - Hayes Fuel Supersport 400

Saturday, 26 April 2014



Pos	Class	No	Name	Machine / Sponsor	Gp	Laps	Total Time	Behind	Speed	-----Best Lap-----		
										Time	Speed	On
Race Classification												
1	400R	29	Alastair HAWORTH	Yamaha 400 - Doons Stores	a	5	8:08.110		77.442	1:36.010	78.742	4
2	400R	117	Alastair BAYLEY	Honda 400 - ABR Moto	a	5	8:19.497	11.387	75.676	1:37.915	77.210	4
3	400R	33	David HOWARD	Kawasaki 400	a	5	8:19.811	11.701	75.629	1:38.130	77.041	4
4	400R	8	Anthony McCOLGAN	Honda 400	a	5	8:20.021	11.911	75.597	1:38.430	76.806	4
5	400R	70	Brendan MERRIGAN	Honda 400	b	5	8:31.441	23.331	73.909	1:40.381	75.313	2
6	400R	20	Martin LYONS	Yamaha 400 - Ewing Racing	a	5	8:32.905	24.795	73.698	1:40.106	75.520	5
7	400R	13	Paul MAGUIRE	Kawasaki 400	a	5	8:33.802	25.692	73.569	1:40.664	75.101	5
8	400R	18	Vic ALLAN	Kawasaki 400	b	5	8:37.509	29.399	73.042	1:41.762	74.291	4
9	400R	6	Leon MURPHY	Kawasaki 400	b	5	8:37.736	29.626	73.010	1:41.672	74.357	4
10	400R	77	Mark SHIELS	Kawasaki 400	b	5	8:39.691	31.581	72.736	1:42.152	74.007	4
11	400R	44	Mick JORDAN	Honda 400	b	5	8:44.979	36.869	72.003	1:37.602	77.457	3
12	400R	9	Kevin MURPHY	Honda 400	b	5	8:57.763	49.653	70.291	1:45.954	71.352	5
13	400R	42	Brian LOUGHLIN	Honda 400	b	5	8:58.366	50.256	70.212	1:45.012	71.992	3
14	400R	96	Stephen CARR	Kawasaki 400 - Once Bitten	b	5	9:04.546	56.436	69.416	1:46.961	70.680	2
15	400R	131	Robert CAIRNS	Kawasaki 400 - LR Tyres Racing	c	5	9:08.699	1:00.589	68.890	1:48.315	69.796	2
16	400R	17	Stephen DAVISON	Kawasaki 400	c	5	9:08.969	1:00.859	68.856	1:47.927	70.047	5
17	400R	16	Roy BEATTIE	Kawasaki 400 - BSR	c	5	9:32.635	1:24.525	66.011	1:52.316	67.310	5
18	400R	57	Yvonne MONTGOMERY	Kawasaki 400	c	4	7:42.101	1 Lap	65.440	1:50.013	68.719	4
19	400R	11	Darren DUNCAN	Kawasaki 400	c	4	7:45.469	3.368	64.967	1:54.003	66.314	4
20	400R	142	Stuart RAYNER	Kawasaki 400	c	4	7:45.847	3.746	64.914	1:54.073	66.273	4

Fastest Lap


400R	29	Alastair HAWORTH	Yamaha 400 - Doons Stores	a						1:36.010	78.742	4
------	----	------------------	---------------------------	---	--	--	--	--	--	----------	--------	---

Not Classified

DNF	400R	38	Derek WILKIE	Kawasaki 400	a	1	1:49.343	4 Laps	69.140	1:49.343	69.140	1
-----	------	----	--------------	--------------	---	---	----------	--------	--------	----------	--------	---

Provisional result to be confirmed by the Stewards of the Meeting subject to completion of technical inspections & the time limit for protests

Page 1 / 1

Circuit	Orritor	Signed	 Chief Timekeeper	Organising Club	Cookstown & District MCC
Length(miles)	2.1000	Issued At:	16:10	Race Started	15:58
Weather	Cloudy	Gp Time Diff - b 13.6 / c 27.58			
Track	Dry				

KDM HIRE COOKSTOWN 100

SUPERSPORT 400

Race 13 - Hayes Fuel Supersport 400

Saturday, 26 April 2014

DETAILED RESULT



Race Classification

1 29 Alastair HAWORTH

Total Time **8:08.110** Avg Speed **77.442** Behind
Best Time **1:36.010** Best Speed **78.742** On **4** Gp **a**

Lap	Elapsed Time	Lap Time	Lap Speed
1	1:41.087	1:41.087	74.787
2	3:18.472	1:37.385	77.630
3	4:55.149	1:36.677	78.199
4	6:31.159	1:36.010	78.742
5	8:08.110	1:36.951	77.978

2 117 Alastair BAYLEY

Total Time **8:19.497** Avg Speed **75.676** Behind **11.387**
Best Time **1:37.915** Best Speed **77.210** On **4** Gp **a**

Lap	Elapsed Time	Lap Time	Lap Speed
1	1:44.597	1:44.597	72.277
2	3:23.518	1:38.921	76.425
3	5:02.690	1:39.172	76.231
4	6:40.605	1:37.915	77.210
5	8:19.497	1:38.892	76.447

3 33 David HOWARD

Total Time **8:19.811** Avg Speed **75.629** Behind **11.701**
Best Time **1:38.130** Best Speed **77.041** On **4** Gp **a**

Lap	Elapsed Time	Lap Time	Lap Speed
1	1:44.484	1:44.484	72.356
2	3:23.292	1:38.808	76.512
3	5:02.319	1:39.027	76.343
4	6:40.449	1:38.130	77.041
5	8:19.811	1:39.362	76.085

4 8 Anthony McCOLGAN

Total Time **8:20.021** Avg Speed **75.597** Behind **11.911**
Best Time **1:38.430** Best Speed **76.806** On **4** Gp **a**

Lap	Elapsed Time	Lap Time	Lap Speed
1	1:45.191	1:45.191	71.869
2	3:23.767	1:38.576	76.692
3	5:02.567	1:38.800	76.518
4	6:40.997	1:38.430	76.806
5	8:20.021	1:39.024	76.345

Race Classification

5 70 Brendan MERRIGAN

Total Time **8:31.441** Avg Speed **73.909** Behind **23.331**
Best Time **1:40.381** Best Speed **75.313** On **2** Gp **b**

Lap	Elapsed Time	Lap Time	Lap Speed
1	1:48.051	1:48.051	69.967
2	3:28.432	1:40.381	75.313
3	5:09.385	1:40.953	74.886
4	6:50.092	1:40.707	75.069
5	8:31.441	1:41.349	74.594

6 20 Martin LYONS

Total Time **8:32.905** Avg Speed **73.698** Behind **24.795**
Best Time **1:40.106** Best Speed **75.520** On **5** Gp **a**

Lap	Elapsed Time	Lap Time	Lap Speed
1	1:48.825	1:48.825	69.469
2	3:30.661	1:41.836	74.237
3	5:12.024	1:41.363	74.583
4	6:52.799	1:40.775	75.019
5	8:32.905	1:40.106	75.520

7 13 Paul MAGUIRE

Total Time **8:33.802** Avg Speed **73.569** Behind **25.692**
Best Time **1:40.664** Best Speed **75.101** On **5** Gp **a**

Lap	Elapsed Time	Lap Time	Lap Speed
1	1:47.730	1:47.730	70.175
2	3:29.450	1:41.720	74.322
3	5:11.826	1:42.376	73.845
4	6:53.138	1:41.312	74.621
5	8:33.802	1:40.664	75.101

8 18 Vic ALLAN

Total Time **8:37.509** Avg Speed **73.042** Behind **29.399**
Best Time **1:41.762** Best Speed **74.291** On **4** Gp **b**

Lap	Elapsed Time	Lap Time	Lap Speed
1	1:47.468	1:47.468	70.347
2	3:31.507	1:44.039	72.665
3	5:13.891	1:42.384	73.840
4	6:55.653	1:41.762	74.291
5	8:37.509	1:41.856	74.222



MCUI Ulster
Centre Timing
powered by
e-Laps timing software

www.elaps-timing.com



KDM HIRE COOKSTOWN 100

SUPERSPORT 400

Race 13 - Hayes Fuel Supersport 400

Saturday, 26 April 2014

DETAILED RESULT



Race Classification

9 6 Leon MURPHY

Total Time **8:37.736** Avg Speed **73.010** Behind **29.626**
Best Time **1:41.672** Best Speed **74.357** On **4** Gp **b**

Lap	Elapsed Time	Lap Time	Lap Speed
1	1:48.530	1:48.530	69.658
2	3:31.722	1:43.192	73.261
3	5:14.187	1:42.465	73.781
4	6:55.859	1:41.672	74.357
5	8:37.736	1:41.877	74.207

10 77 Mark SHIELS

Total Time **8:39.691** Avg Speed **72.736** Behind **31.581**
Best Time **1:42.152** Best Speed **74.007** On **4** Gp **b**

Lap	Elapsed Time	Lap Time	Lap Speed
1	1:49.736	1:49.736	68.893
2	3:32.205	1:42.469	73.778
3	5:14.697	1:42.492	73.762
4	6:56.849	1:42.152	74.007
5	8:39.691	1:42.842	73.511

11 44 Mick JORDAN

Total Time **8:44.979** Avg Speed **72.003** Behind **36.869**
Best Time **1:37.602** Best Speed **77.457** On **3** Gp **b**

Lap	Elapsed Time	Lap Time	Lap Speed
1	1:47.590	1:47.590	70.267
2	3:26.508	1:38.918	76.427
3	5:04.110	1:37.602	77.457
4	6:42.927	1:38.817	76.505
5	8:44.979	2:02.052	61.941

12 9 Kevin MURPHY

Total Time **8:57.763** Avg Speed **70.291** Behind **49.653**
Best Time **1:45.954** Best Speed **71.352** On **5** Gp **b**

Lap	Elapsed Time	Lap Time	Lap Speed
1	1:53.218	1:53.218	66.774
2	3:39.324	1:46.106	71.250
3	5:25.835	1:46.511	70.979
4	7:11.809	1:45.974	71.338
5	8:57.763	1:45.954	71.352

Race Classification

13 42 Brian LOUGHLIN

Total Time **8:58.366** Avg Speed **70.212** Behind **50.256**
Best Time **1:45.012** Best Speed **71.992** On **3** Gp **b**

Lap	Elapsed Time	Lap Time	Lap Speed
1	1:54.329	1:54.329	66.125
2	3:41.255	1:46.926	70.703
3	5:26.267	1:45.012	71.992
4	7:12.231	1:45.964	71.345
5	8:58.366	1:46.135	71.230

14 96 Stephen CARR

Total Time **9:04.546** Avg Speed **69.416** Behind **56.436**
Best Time **1:46.961** Best Speed **70.680** On **2** Gp **b**

Lap	Elapsed Time	Lap Time	Lap Speed
1	1:54.082	1:54.082	66.268
2	3:41.043	1:46.961	70.680
3	5:29.588	1:48.545	69.649
4	7:16.819	1:47.231	70.502
5	9:04.546	1:47.727	70.177

15 131 Robert CAIRNS

Total Time **9:08.699** Avg Speed **68.890** Behind **1:00.589**
Best Time **1:48.315** Best Speed **69.796** On **2** Gp **c**

Lap	Elapsed Time	Lap Time	Lap Speed
1	1:53.090	1:53.090	66.849
2	3:41.405	1:48.315	69.796
3	5:29.990	1:48.585	69.623
4	7:19.362	1:49.372	69.122
5	9:08.699	1:49.337	69.144

16 17 Stephen DAVISON

Total Time **9:08.969** Avg Speed **68.856** Behind **1:00.859**
Best Time **1:47.927** Best Speed **70.047** On **5** Gp **c**

Lap	Elapsed Time	Lap Time	Lap Speed
1	1:55.374	1:55.374	65.526
2	3:44.162	1:48.788	69.493
3	5:33.001	1:48.839	69.460
4	7:21.042	1:48.041	69.973
5	9:08.969	1:47.927	70.047



MCUI Ulster
Centre Timing
powered by
e-Laps timing software

www.elaps-timing.com



KDM HIRE COOKSTOWN 100

SUPERSPORT 400

Race 13 - Hayes Fuel Supersport 400

Saturday, 26 April 2014

DETAILED RESULT



Race Classification

17 16 Roy BEATTIE

Total Time **9:32.635** Avg Speed **66.011** Behind **1:24.525**
Best Time **1:52.316** Best Speed **67.310** On **5** Gp **c**

Lap	Elapsed Time	Lap Time	Lap Speed
1	1:59.665	1:59.665	63.176
2	3:53.716	1:54.051	66.286
3	5:47.777	1:54.061	66.280
4	7:40.319	1:52.542	67.175
5	9:32.635	1:52.316	67.310

18 57 Yvonne MONTGOMERY

Total Time **7:42.101** Avg Speed **65.440** Behind **1 Lap**
Best Time **1:50.013** Best Speed **68.719** On **4** Gp **c**

Lap	Elapsed Time	Lap Time	Lap Speed
1	2:01.802	2:01.802	62.068
2	3:56.649	1:54.847	65.827
3	5:52.088	1:55.439	65.489
4	7:42.101	1:50.013	68.719

19 11 Darren DUNCAN

Total Time **7:45.469** Avg Speed **64.967** Behind **3.368**
Best Time **1:54.003** Best Speed **66.314** On **4** Gp **c**

Lap	Elapsed Time	Lap Time	Lap Speed
1	2:01.042	2:01.042	62.458
2	3:55.919	1:54.877	65.810
3	5:51.466	1:55.547	65.428
4	7:45.469	1:54.003	66.314

20 142 Stuart RAYNER

Total Time **7:45.847** Avg Speed **64.914** Behind **3.746**
Best Time **1:54.073** Best Speed **66.273** On **4** Gp **c**

Lap	Elapsed Time	Lap Time	Lap Speed
1	2:01.374	2:01.374	62.287
2	3:56.375	1:55.001	65.739
3	5:51.774	1:55.399	65.512
4	7:45.847	1:54.073	66.273

Not Classified

DNF 38 Derek WILKIE

Total Time **1:49.343** Avg Speed **69.140** Behind **4 Laps**
Best Time **1:49.343** Best Speed **69.140** On **1** Gp **a**


Lap	Elapsed Time	Lap Time	Lap Speed
1	1:49.343	1:49.343	69.140

KDM HIRE COOKSTOWN 100

SUPERSPORT 400

Race 13 - Hayes Fuel Supersport 400

LAP CHART



1					3					5				
No	Name	G	Elapsed Time	Lap Time	No	Name	G	Elapsed Time	Lap Time	No	Name	G	Elapsed Time	Lap Time
29	Alastair HAWORTH	a	1:41.087	1:41.087	29	Alastair HAWORTH	a	4:55.149	1:36.677	29	Alastair HAWORTH	a	8:08.110	1:36.951
33	David HOWARD	a	1:44.484	1:44.484	33	David HOWARD	a	5:02.319	1:39.027	117	Alastair BAYLEY	a	8:19.497	1:38.892
117	Alastair BAYLEY	a	1:44.597	1:44.597	8	Anthony McCOLGAN	a	5:02.567	1:38.800	33	David HOWARD	a	8:19.811	1:39.362
8	Anthony McCOLGAN	a	1:45.191	1:45.191	117	Alastair BAYLEY	a	5:02.690	1:39.172	8	Anthony McCOLGAN	a	8:20.021	1:39.024
18	Vic ALLAN	b	1:47.468	1:47.468	44	Mick JORDAN	b	5:04.110	1:37.602	70	Brendan MERRIGAN	b	8:31.441	1:41.349
44	Mick JORDAN	b	1:47.590	1:47.590	70	Brendan MERRIGAN	b	5:09.385	1:40.953	20	Martin LYONS	a	8:32.905	1:40.106
13	Paul MAGUIRE	a	1:47.730	1:47.730	13	Paul MAGUIRE	a	5:11.826	1:42.376	13	Paul MAGUIRE	a	8:33.802	1:40.664
70	Brendan MERRIGAN	b	1:48.051	1:48.051	20	Martin LYONS	a	5:12.024	1:41.363	18	Vic ALLAN	b	8:37.509	1:41.856
6	Leon MURPHY	b	1:48.530	1:48.530	18	Vic ALLAN	b	5:13.891	1:42.384	6	Leon MURPHY	b	8:37.736	1:41.877
20	Martin LYONS	a	1:48.825	1:48.825	6	Leon MURPHY	b	5:14.187	1:42.465	77	Mark SHIELS	b	8:39.691	1:42.842
38	Derek WILKIE	a	1:49.343	1:49.343	77	Mark SHIELS	b	5:14.697	1:42.492	44	Mick JORDAN	b	8:44.979	2:02.052
77	Mark SHIELS	b	1:49.736	1:49.736	9	Kevin MURPHY	b	5:25.835	1:46.511	9	Kevin MURPHY	b	8:57.763	1:45.954
131	Robert CAIRNS	c	1:53.090	1:53.090	42	Brian LOUGHLIN	b	5:26.267	1:45.012	42	Brian LOUGHLIN	b	8:58.366	1:46.135
9	Kevin MURPHY	b	1:53.218	1:53.218	96	Stephen CARR	b	5:29.588	1:48.545	96	Stephen CARR	b	9:04.546	1:47.727
96	Stephen CARR	b	1:54.082	1:54.082	131	Robert CAIRNS	c	5:29.990	1:48.585	131	Robert CAIRNS	c	9:08.699	1:49.337
42	Brian LOUGHLIN	b	1:54.329	1:54.329	17	Stephen DAVISON	c	5:33.001	1:48.839	17	Stephen DAVISON	c	9:08.969	1:47.927
17	Stephen DAVISON	c	1:55.374	1:55.374	16	Roy BEATTIE	c	5:47.777	1:54.061	16	Roy BEATTIE	c	9:32.635	1:52.316
16	Roy BEATTIE	c	1:59.665	1:59.665	11	Darren DUNCAN	c	5:51.466	1:55.547					
11	Darren DUNCAN	c	2:01.042	2:01.042	142	Stuart RAYNER	c	5:51.774	1:55.399					
142	Stuart RAYNER	c	2:01.374	2:01.374	57	Yvonne MONTGOMERY	c	5:52.088	1:55.439					
57	Yvonne MONTGOMERY	c	2:01.802	2:01.802										

2					4				
No	Name	G	Elapsed Time	Lap Time	No	Name	G	Elapsed Time	Lap Time
29	Alastair HAWORTH	a	3:18.472	1:37.385	29	Alastair HAWORTH	a	6:31.159	1:36.010
33	David HOWARD	a	3:23.292	1:38.808	33	David HOWARD	a	6:40.449	1:38.130
117	Alastair BAYLEY	a	3:23.518	1:38.921	117	Alastair BAYLEY	a	6:40.605	1:37.915
8	Anthony McCOLGAN	a	3:23.767	1:38.576	8	Anthony McCOLGAN	a	6:40.997	1:38.430
44	Mick JORDAN	b	3:26.508	1:38.918	44	Mick JORDAN	b	6:42.927	1:38.817
70	Brendan MERRIGAN	b	3:28.432	1:40.381	70	Brendan MERRIGAN	b	6:50.092	1:40.707
13	Paul MAGUIRE	a	3:29.450	1:41.720	20	Martin LYONS	a	6:52.799	1:40.775
20	Martin LYONS	a	3:30.661	1:41.836	13	Paul MAGUIRE	a	6:53.138	1:41.312
18	Vic ALLAN	b	3:31.507	1:44.039	18	Vic ALLAN	b	6:55.653	1:41.762
6	Leon MURPHY	b	3:31.722	1:43.192	6	Leon MURPHY	b	6:55.859	1:41.672
77	Mark SHIELS	b	3:32.205	1:42.469	77	Mark SHIELS	b	6:56.849	1:42.152
9	Kevin MURPHY	b	3:39.324	1:46.106	9	Kevin MURPHY	b	7:11.809	1:45.974
96	Stephen CARR	b	3:41.043	1:46.961	42	Brian LOUGHLIN	b	7:12.231	1:45.964
42	Brian LOUGHLIN	b	3:41.255	1:46.926	96	Stephen CARR	b	7:16.819	1:47.231
131	Robert CAIRNS	c	3:41.405	1:48.315	131	Robert CAIRNS	c	7:19.362	1:49.372
17	Stephen DAVISON	c	3:44.162	1:48.788	17	Stephen DAVISON	c	7:21.042	1:48.041
16	Roy BEATTIE	c	3:53.716	1:54.051	16	Roy BEATTIE	c	7:40.319	1:52.542
11	Darren DUNCAN	c	3:55.919	1:54.877	57	Yvonne MONTGOMERY	c	7:42.101	1:50.013
142	Stuart RAYNER	c	3:56.375	1:55.001	11	Darren DUNCAN	c	7:45.469	1:54.003
57	Yvonne MONTGOMERY	c	3:56.649	1:54.847	142	Stuart RAYNER	c	7:45.847	1:54.073

ROAD RACE - IRISH SUPERSPORT 400

2014

					#1	
Pos	No.	Name	Total	Diff	Gap	R1
1	29	Alastair HAWORTH	25	0	0	25
2	117	Alastair BAYLEY	20	5	5	20
3	33	David HOWARD	16	9	4	16
4	8	Anthony McCOLGAN	13	12	3	13
5	70	Brendan MERRIGAN	11	14	2	11
6	20	Martin LYONS	10	15	1	10
7	13	Paul MAGUIRE	9	16	1	9
8	18	Vic ALLAN	8	17	1	8
9	6	Leon MURPHY	7	18	1	7
10	77	Mark SHIELS	6	19	1	6
11	44	Mick JORDAN	5	20	1	5
12	9	Kevin MURPHY	4	21	1	4
13	42	Brian LOUGHLIN	3	22	1	3
14	96	Stephen CARR	2	23	1	2
15	131	Robert CAIRNS	1	24	1	1

Event Legend

#1 25/04/2014 KDM HIRE COOKSTOWN 100

ROAD RACE - ULSTER SUPERSPORT 400

2014

					#1	
Pos	No.	Name	Total	Diff	Gap	R1
1	29	Alastair HAWORTH	25	0	0	25
2	117	Alastair BAYLEY	20	5	5	20
3	33	David HOWARD	16	9	4	16
4	8	Anthony McCOLGAN	13	12	3	13
5	70	Brendan MERRIGAN	11	14	2	11
6	20	Martin LYONS	10	15	1	10
7	13	Paul MAGUIRE	9	16	1	9
8	18	Vic ALLAN	8	17	1	8
9	6	Leon MURPHY	7	18	1	7
10	77	Mark SHIELS	6	19	1	6
11	44	Mick JORDAN	5	20	1	5
12	9	Kevin MURPHY	4	21	1	4
13	42	Brian LOUGHLIN	3	22	1	3
14	96	Stephen CARR	2	23	1	2
15	131	Robert CAIRNS	1	24	1	1

Event Legend

#1 25/04/2014 KDM HIRE COOKSTOWN 100