




COOKSTOWN 100

Friday 25th & Saturday 26th April 2014

promoted by Cookstown & District MCC
www.cookstown100.com

KDM HIRE 250cc GP

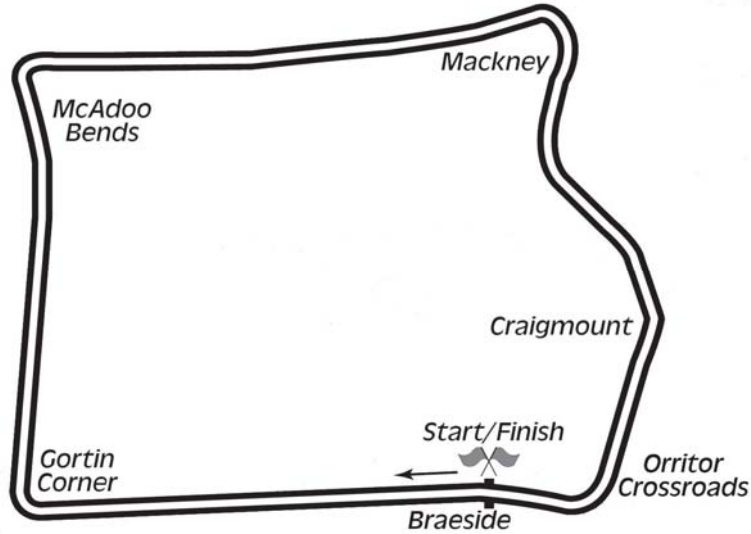


2&4
WHEEL MOTORSPORT
STEERING GROUP LTD.



northernireland
tourist board

Orritor Circuit 2.1 miles



LAP RECORDS

Class	Rider	Machine	m	s	mph	Year
125cc	William Dunlop	Honda	1	34.755	79.785	2010
Moto 3	Barry Davidson	Honda 250	1	39.075	76.306	2012
Moto 450	Ryan Farquhar	Kawasaki	1	35.432	79.219	2012
250cc	William Dunlop	Honda	1	29.658	84.320	2009
Supersport 400	Alastair Haworth	Yamaha	1	35.794	78.919	2013
Supertwin	Ryan Farquhar	Kawasaki 650	1	30.636	83.411	2012
Supersport	Michael Dunlop	Yamaha	1	24.783	89.169	2011
Superbike	Michael Dunlop	Honda	1	22.641	91.480	2013
Senior Support	Gary Robinson	Yamaha 600	1	29.956	84.041	2007
Junior Support	Mark Hanna	Honda 250	1	33.788	80.607	2013
Classic 1000cc	Wattie Brown	Norton 920	1	40.273	75.394	2006
Classic 500cc	Neill McWhirter	Norton	1	41.491	74.489	2010
Classic 350cc	Paul Coward	Honda	1	43.421	73.099	2004
Classic 250cc	Geoff McMullan	Suzuki	1	47.294	70.461	2006

MOST WINS at COOKSTOWN 100

Ryan Farquhar	26	1996 - 12
Ray McCullough	14	1967 - 79
Joey Dunlop	11	1977 - 98
Robert Dunlop	11	1985 - 08
Phillip McCallen	10	1987 - 96
William Dunlop	9	2006 - 13
Courtney Junk	8	1974 - 83
Mervyn Elwood	8	1987 - 97
Noel Hudson	7	1975 - 95
Bill Swallow	7	1987 - 00
Darran Lindsay	7	2000 - 05

ALL TIME IRISH ROAD RACE WINNERS (after Killalane 2013)

Most Wins at All Irish Road Race Meetings

1. Ryan Farquhar	199	1995-12
2. Joey Dunlop	156	1971-00
3. Robert Dunlop	135	1980-08
4. Ray McCullough	109	1960-82
Phillip McCallen	109	1987-99
6. William Dunlop	93	2005-13
7. Michael Dunlop	81	2006-13
8. Brian Reid	78	1980-94
9. Darran Lindsay	74	1999-06
10. James Courtney	66	1992-99

KDM HIRE COOKSTOWN 100



250cc GP


250cc GP Qualifying

Friday, 25 April 2014

Pos	Class	No	Name	Machine / Sponsor	----- Best Lap -----			Laps	
					Time	Behind	Speed		
Qualifying Classification									
1	250R	97	Seamus ELLIOTT	Honda - D & G W Racing	1:33.842		80.561	4	4
2	250R	36	Mark HANNA	Honda - Roy Hanna Motors	1:34.227	0.385	80.232	5	5
3	250R	65	Michael SWEENEY	Honda - Cookstown BE Racing	1:34.610	0.768	79.907	4	4
4	250R	74	Tommy HENRY	Honda - Hugh O'Kane Motors	1:41.033	7.191	74.827	4	4
5	250R	18	Paul ROBINSON	Honda - Scott Racing	1:42.252	8.410	73.935	4	4
6	250R	109	Neil KERNOHAN	Honda - Logan Racing	1:42.345	8.503	73.868	4	4
7	250R	32	David GUINEY	Honda	1:43.862	10.020	72.789	3	3
8	250R	41	Ben REA	Honda	1:44.913	11.071	72.060	4	4
9	250R	173	John ELLA	Honda - Mols	1:47.197	13.355	70.524	3	3

Provisional result to be confirmed by the Stewards of the Meeting subject to completion of technical inspections & the time limit for protests

Page 1 / 1

Circuit	Orritor	Signed		Organising Club	Cookstown & District MCC
Length(miles)	2.1000		Chief Timekeeper	Qualifying Started	14:50
Weather	Cloudy	Issued At:	15:03		
Track	Dry				



MCUI Ulster
Centre Timing
powered by
e-Laps timing software

www.elaps-timing.com



KDM HIRE COOKSTOWN 100

250cc GP

250cc GP Qualifying

Friday, 25 April 2014

DETAILED RESULT



Qualifying Classification

Position

1 97 Seamus ELLIOTT

Behind

Best Time **1:33.842** Best Speed **80.561** On **4** Gp **a**

Lap	Elapsed Time	Lap Time	Lap Speed
1	1:58.291	1:58.291	63.910
2	3:37.727	1:39.436	76.029
3	5:13.290	1:35.563	79.110
4	6:47.132	1:33.842	80.561

2 36 Mark HANNA

Behind **0.385**

Best Time **1:34.227** Best Speed **80.232** On **5** Gp **a**

Lap	Elapsed Time	Lap Time	Lap Speed
1	1:45.330	1:45.330	71.774
2	3:26.041	1:40.711	75.066
3	5:01.232	1:35.191	79.419
4	6:35.470	1:34.238	80.222
5	8:09.697	1:34.227	80.232

3 65 Michael SWEENEY

Behind **0.768**

Best Time **1:34.610** Best Speed **79.907** On **4** Gp **a**

Lap	Elapsed Time	Lap Time	Lap Speed
1	2:09.284	2:09.284	58.476
2	3:46.299	1:37.015	77.926
3	5:22.738	1:36.439	78.392
4	6:57.348	1:34.610	79.907

4 74 Tommy HENRY

Behind **7.191**

Best Time **1:41.033** Best Speed **74.827** On **4** Gp **a**

Lap	Elapsed Time	Lap Time	Lap Speed
1	2:12.265	2:12.265	57.158
2	3:54.401	1:42.136	74.019
3	5:36.846	1:42.445	73.796
4	7:17.879	1:41.033	74.827

5 18 Paul ROBINSON

Behind **8.410**

Best Time **1:42.252** Best Speed **73.935** On **4** Gp **a**

Lap	Elapsed Time	Lap Time	Lap Speed
1	2:56.635	2:56.635	42.800
2	4:42.778	1:46.143	71.225
3	6:28.835	1:46.057	71.282
4	8:11.087	1:42.252	73.935

Qualifying Classification

Position

6 109 Neil KERNOHAN

Behind **8.503**

Best Time **1:42.345** Best Speed **73.868** On **4** Gp **a**

Lap	Elapsed Time	Lap Time	Lap Speed
1	1:54.131	1:54.131	66.240
2	3:36.727	1:42.596	73.687
3	5:19.461	1:42.734	73.588
4	7:01.806	1:42.345	73.868

7 32 David GUINEY

Behind **10.020**

Best Time **1:43.862** Best Speed **72.789** On **3** Gp **a**

Lap	Elapsed Time	Lap Time	Lap Speed
1	2:57.830	2:57.830	42.513
2	4:42.266	1:44.436	72.389
3	6:26.128	1:43.862	72.789

8 41 Ben REA

Behind **11.071**

Best Time **1:44.913** Best Speed **72.060** On **4** Gp **a**

Lap	Elapsed Time	Lap Time	Lap Speed
1	1:53.212	1:53.212	66.777
2	3:40.389	1:47.177	70.538
3	5:25.377	1:44.988	72.008
4	7:10.290	1:44.913	72.060

9 173 John ELLA

Behind **13.355**

Best Time **1:47.197** Best Speed **70.524** On **3** Gp **a**

Lap	Elapsed Time	Lap Time	Lap Speed
1	2:09.495	2:09.495	58.381
2	3:59.703	1:50.208	68.598
3	5:46.900	1:47.197	70.524

KDM HIRE COOKSTOWN 100

250cc GP
R12: KDM Hire 250cc
Race (7 Laps)

Orritor 2.100 miles
26/04/2014 15:05

RACE 12 - 250GP

5	41 A	173 B	
4	A	B	C
3	32 A	B	C 109
2	74 A	18 B	C 65
1	97 A POLE POSITION	36 B	C



KDM HIRE COOKSTOWN 100

250cc GP

Race 12 - KDM Hire 250cc


Saturday, 26 April 2014



Pos	Class	No	Name	Machine / Sponsor	Gp	Laps	Total Time	Behind	Speed	-----Best Lap-----		
										Time	Speed	On
Race Classification												
1	250R	65	Michael SWEENEY	Honda - Cookstown BE Racing	a	5	7:58.493		78.998	1:33.701	80.682	2
2	250R	173	John ELLA	Honda - Mols	b	5	8:07.939	9.446	77.469	1:35.518	79.147	2
3	250R	74	Tommy HENRY	Honda - Hugh O'Kane Motors	a	5	8:20.480	21.987	75.527	1:38.027	77.122	2
4	250R	33	Sam DUNLOP	Honda	a	5	8:24.411	25.918	74.939	1:39.110	76.279	5
5	250R	41	Ben REA	Honda	b	5	8:27.758	29.265	74.445	1:39.287	76.143	5
Fastest Lap												
	250R	97	Seamus ELLIOTT	Honda - D & G W Racing	a					1:33.485	80.869	2
Not Classified												
DNF	250R	36	Mark HANNA	Honda - Roy Hanna Motors	a	3	4:49.103	2 Laps	78.450	1:34.351	80.126	2
DNF	250R	97	Seamus ELLIOTT	Honda - D & G W Racing	a	2	3:12.761	3 Laps	78.439	1:33.485	80.869	2

Provisional result to be confirmed by the Stewards of the Meeting subject to completion of technical inspections & the time limit for protests

Page 1 / 1

Circuit	Orritor	Signed		Organising Club	Cookstown & District MCC
Length(miles)	2.1000		Chief Timekeeper	Race Started	15:42
Weather	Bright	Issued At:	15:51		
Track	Dry				

KDM HIRE COOKSTOWN 100

250cc GP

Race 12 - KDM Hire 250cc

Saturday, 26 April 2014

DETAILED RESULT



Race Classification

1 65 Michael SWEENEY

Total Time **7:58.493** Avg Speed **78.998** Behind
Best Time **1:33.701** Best Speed **80.682** On **2** Gp **a**

Lap	Elapsed Time	Lap Time	Lap Speed
1	1:39.549	1:39.549	75.943
2	3:13.250	1:33.701	80.682
3	4:49.326	1:36.076	78.688
4	6:23.222	1:33.896	80.515
5	7:58.493	1:35.271	79.353

2 173 John ELLA

Total Time **8:07.939** Avg Speed **77.469** Behind **9.446**
Best Time **1:35.518** Best Speed **79.147** On **2** Gp **b**

Lap	Elapsed Time	Lap Time	Lap Speed
1	1:41.444	1:41.444	74.524
2	3:16.962	1:35.518	79.147
3	4:54.460	1:37.498	77.540
4	6:31.370	1:36.910	78.011
5	8:07.939	1:36.569	78.286

3 74 Tommy HENRY

Total Time **8:20.480** Avg Speed **75.527** Behind **21.987**
Best Time **1:38.027** Best Speed **77.122** On **2** Gp **a**

Lap	Elapsed Time	Lap Time	Lap Speed
1	1:44.457	1:44.457	72.374
2	3:22.484	1:38.027	77.122
3	5:02.556	1:40.072	75.546
4	6:41.694	1:39.138	76.257
5	8:20.480	1:38.786	76.529

4 33 Sam DUNLOP

Total Time **8:24.411** Avg Speed **74.939** Behind **25.918**
Best Time **1:39.110** Best Speed **76.279** On **5** Gp **a**

Lap	Elapsed Time	Lap Time	Lap Speed
1	1:45.403	1:45.403	71.725
2	3:25.160	1:39.757	75.784
3	5:05.685	1:40.525	75.205
4	6:45.301	1:39.616	75.891
5	8:24.411	1:39.110	76.279

Race Classification

5 41 Ben REA

Total Time **8:27.758** Avg Speed **74.445** Behind **29.265**
Best Time **1:39.287** Best Speed **76.143** On **5** Gp **b**

Lap	Elapsed Time	Lap Time	Lap Speed
1	1:46.437	1:46.437	71.028
2	3:26.316	1:39.879	75.692
3	5:07.659	1:41.343	74.598
4	6:48.471	1:40.812	74.991
5	8:27.758	1:39.287	76.143

Not Classified

DNF 36 Mark HANNA

Total Time **4:49.103** Avg Speed **78.450** Behind **2 Laps**
Best Time **1:34.351** Best Speed **80.126** On **2** Gp **a**

Lap	Elapsed Time	Lap Time	Lap Speed
1	1:38.560	1:38.560	76.705
2	3:12.911	1:34.351	80.126
3	4:49.103	1:36.192	78.593

DNF 97 Seamus ELLIOTT

Total Time **3:12.761** Avg Speed **78.439** Behind **3 Laps**
Best Time **1:33.485** Best Speed **80.869** On **2** Gp **a**

Lap	Elapsed Time	Lap Time	Lap Speed
1	1:39.276	1:39.276	76.151
2	3:12.761	1:33.485	80.869



MCUI Ulster
Centre Timing
powered by
e-Laps timing software

www.elaps-timing.com




KDM HIRE COOKSTOWN 100

250cc GP

Race 12 - KDM Hire 250cc

LAP CHART



1

No	Name	G	Elapsed Time	Lap Time
36	Mark HANNA	a	1:38.560	1:38.560
97	Seamus ELLIOTT	a	1:39.276	1:39.276
65	Michael SWEENEY	a	1:39.549	1:39.549
173	John ELLA	b	1:41.444	1:41.444
74	Tommy HENRY	a	1:44.457	1:44.457
33	Sam DUNLOP	a	1:45.403	1:45.403
41	Ben REA	b	1:46.437	1:46.437

2

No	Name	G	Elapsed Time	Lap Time
97	Seamus ELLIOTT	a	3:12.761	1:33.485
36	Mark HANNA	a	3:12.911	1:34.351
65	Michael SWEENEY	a	3:13.250	1:33.701
173	John ELLA	b	3:16.962	1:35.518
74	Tommy HENRY	a	3:22.484	1:38.027
33	Sam DUNLOP	a	3:25.160	1:39.757
41	Ben REA	b	3:26.316	1:39.879

3

No	Name	G	Elapsed Time	Lap Time
36	Mark HANNA	a	4:49.103	1:36.192
65	Michael SWEENEY	a	4:49.326	1:36.076
173	John ELLA	b	4:54.460	1:37.498
74	Tommy HENRY	a	5:02.556	1:40.072
33	Sam DUNLOP	a	5:05.685	1:40.525
41	Ben REA	b	5:07.659	1:41.343

4

No	Name	G	Elapsed Time	Lap Time
65	Michael SWEENEY	a	6:23.222	1:33.896
173	John ELLA	b	6:31.370	1:36.910
74	Tommy HENRY	a	6:41.694	1:39.138
33	Sam DUNLOP	a	6:45.301	1:39.616
41	Ben REA	b	6:48.471	1:40.812

5

No	Name	G	Elapsed Time	Lap Time
65	Michael SWEENEY	a	7:58.493	1:35.271
173	John ELLA	b	8:07.939	1:36.569
74	Tommy HENRY	a	8:20.480	1:38.786
33	Sam DUNLOP	a	8:24.411	1:39.110
41	Ben REA	b	8:27.758	1:39.287

ROAD RACE - IRISH 250GP

2014

					#1	
Pos	No.	Name	Total	Diff	Gap	R1
1	65	Michael SWEENEY	25	0	0	25
2	173	John ELLA	20	5	5	20
3	74	Tommy HENRY	16	9	4	16
4	33	Sam DUNLOP	13	12	3	13
5	41	Ben REA	11	14	2	11

Event Legend

#1 25/04/2014 KDM HIRE COOKSTOWN 100

ROAD RACE - ULSTER 250GP

2014

					#1	
Pos	No.	Name	Total	Diff	Gap	R1
1	65	Michael SWEENEY	25	0	0	25
2	173	John ELLA	20	5	5	20
3	74	Tommy HENRY	16	9	4	16
4	33	Sam DUNLOP	13	12	3	13
5	41	Ben REA	11	14	2	11

Event Legend

#1 25/04/2014 KDM HIRE COOKSTOWN 100