




COOKSTOWN 100

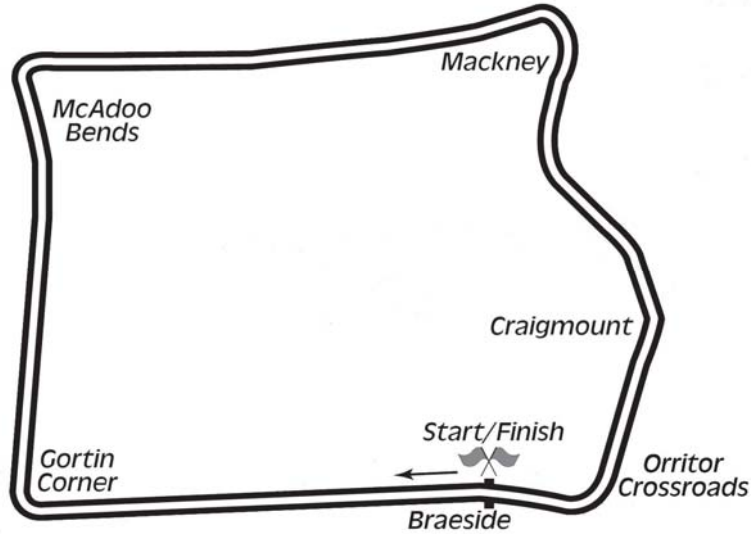
Friday 26th & Saturday 27th April 2013

promoted by Cookstown & District MCC
www.cookstown100.com

COOKSTOWN TOWN CENTRE FORUM
MOTO 3 (125cc GP)



Orritor Circuit 2.1 miles



LAP RECORDS

Class	Rider	Machine	m	s	mph	Year
125cc	William Dunlop	Honda	1	34.755	79.785	2010
Moto 3	Barry Davidson	Honda 250	1	39.075	76.306	2012
Moto 450	Ryan Farquhar	Kawasaki	1	35.432	79.219	2012
250cc	William Dunlop	Honda	1	29.658	84.320	2009
Supersport 400	Ryan Farquhar	Kawasaki	1	36.97	77.962	2003
Supertwins	Ryan Farquhar	Kawasaki 650	1	30.636	83.411	2012
Supersport	Michael Dunlop	Yamaha	1	24.783	89.169	2011
Superbike	Guy Martin	Suzuki	1	23.139	90.932	2011
Senior Support	Gary Robinson	Yamaha 600	1	29.956	84.041	2007
Junior Support	Ciaran Donnelly	Honda 250	1	35.932	78.806	2011
Classic 1000cc	Wattie Brown	Norton 920	1	40.273	75.394	2006
Classic 500cc	Neill McWhirter	Norton	1	41.491	74.489	2010
Classic 350cc	Paul Coward	Honda	1	43.421	73.099	2004
Classic 250cc	Geoff McMullan	Suzuki	1	47.294	70.461	2006

MOST WINS at COOKSTOWN 100

Ryan Farquhar	26	1996 - 12
Ray McCullough	14	1967 - 79
Joey Dunlop	11	1977 - 98
Robert Dunlop	11	1985 - 08
Phillip McCallen	10	1987 - 96
Courtney Junk	8	1974 - 83
Mervyn Elwood	8	1987 - 97
William Dunlop	8	2006 - 12
Noel Hudson	7	1975 - 95
Bill Swallow	7	1987 - 00
Darran Lindsay	7	2000 - 05

ALL TIME IRISH ROAD RACE WINNERS (after Killalane Road Race 2012)

Most Wins at All Irish Road Race Meetings

1.	Ryan Farquhar	199	1995-12
2.	Joey Dunlop	156	1971-00
3.	Robert Dunlop	135	1980-08
4.	Ray McCullough	109	1960-82
	Phillip McCallen	109	1987-99
6.	William Dunlop	81	2005-12
7.	Brian Reid	78	1980-94
8.	Darran Lindsay	75	1999-06
9.	Michael Dunlop	67	2006-12
10.	James Courtney	66	1992-99

KDM Hire Cookstown 100

MOTO 3 (125cc GP)

Moto 3 Qualifying


Friday, 26 April 2013



Pos	Class	No	Name	Machine / Sponsor	----- Best Lap -----			Laps	
					Time	Behind	Speed		
Qualifying Classification									
1	125R	6	William DUNLOP	Honda 125 - James Delaney	1:47.951		70.032	3	3
2	125R	9	Bruce MOULDS	Honda 125 - Harp Farm	1:48.592	0.641	69.618	5	5
3	125R	5	William COWDEN	Honda 125 - Ten Cowden	1:48.883	0.932	69.432	4	5
4	125R	56	Sam WILSON	Honda 125 - Logan Racing	1:49.451	1.500	69.072	4	5
5	125R	86	Nigel MOORE	Honda 125	1:51.253	3.302	67.953	4	5
6	125R	333	Warren REEVE	Honda 125 - Flexipatch	1:52.412	4.461	67.253	3	5
7	125R	18	Paul ROBINSON	Aprilia 125 - Stoneyford Concrete	1:53.741	5.790	66.467	4	5
8	125R	14	Jack SANDS	Honda 125	1:56.486	8.535	64.901	3	5
9	125R	17	Sarah BOYES	Honda 125 - Mugs4u.com	1:56.912	8.961	64.664	4	5
10	M3	84	Maria COSTELLO	Honda 250 - Bob Wylie Racing	1:56.975	9.024	64.629	5	5
11	125R	33	Sam DUNLOP	Honda 125 - Orra	1:57.828	9.877	64.161	4	5
12	125R	3	Gary JORDAN	Honda 125 - Jack Sands Performance	2:00.174	12.223	62.909	3	5
13	125R	15	Peter McKILLOP	Honda 125	2:01.223	13.272	62.364	3	5
14	125R	79	John McALLISTER	Honda 125	2:02.139	14.188	61.897	5	5
15	125R	76	Philip SHAW	Honda 125	2:02.405	14.454	61.762	5	5
16	125R	69	Ronnie SCOTT	Honda 125	2:18.241	30.290	54.687	4	4

Provisional result to be confirmed by the Stewards of the Meeting subject to completion of technical inspections & the time limit for protests

Page 1 / 1

Circuit	Orritor	Signed		Organising Club	Cookstown & District MCC
Length(miles)	2.1000		Chief Timekeeper	Qualifying Started	12:29
Weather	Cloudy	Issued At:	17:42		
Track	Damp				

KDM Hire Cookstown 100

MOTO 3 (125cc GP)

Moto 3 Qualifying

Friday, 26 April 2013

DETAILED RESULT



Qualifying Classification

Position

1 6 William DUNLOP

Behind

Best Time **1:47.951** Best Speed **70.032** On **3** Gp **a**

Lap	Elapsed Time	Lap Time	Lap Speed
1	5:03:23.618	5:03:23.618	0.415
2	5:05:20.315	1:56.697	64.783
3	5:07:08.266	1:47.951	70.032

2 9 Bruce MOULDS

Behind **0.641**

Best Time **1:48.592** Best Speed **69.618** On **5** Gp **a**

Lap	Elapsed Time	Lap Time	Lap Speed
1	5:02:56.814	5:02:56.814	0.416
2	5:04:49.139	1:52.325	67.305
3	5:06:39.367	1:50.228	68.585
4	5:08:28.020	1:48.653	69.579
5	5:10:16.612	1:48.592	69.618

3 5 William COWDEN

Behind **0.932**

Best Time **1:48.883** Best Speed **69.432** On **4** Gp **a**

Lap	Elapsed Time	Lap Time	Lap Speed
1	5:02:56.610	5:02:56.610	0.416
2	5:04:49.478	1:52.868	66.981
3	5:06:40.047	1:50.569	68.374
4	5:08:28.930	1:48.883	69.432
5	5:10:19.104	1:50.174	68.619

4 56 Sam WILSON

Behind **1.500**

Best Time **1:49.451** Best Speed **69.072** On **4** Gp **a**

Lap	Elapsed Time	Lap Time	Lap Speed
1	5:03:21.356	5:03:21.356	0.415
2	5:05:14.880	1:53.524	66.594
3	5:07:04.602	1:49.722	68.901
4	5:08:54.053	1:49.451	69.072
5	5:10:51.510	1:57.457	64.364

Qualifying Classification

Position

5 86 Nigel MOORE

Behind **3.302**

Best Time **1:51.253** Best Speed **67.953** On **4** Gp **a**

Lap	Elapsed Time	Lap Time	Lap Speed
1	5:03:06.884	5:03:06.884	0.416
2	5:05:06.059	1:59.175	63.436
3	5:07:03.305	1:57.246	64.480
4	5:08:54.558	1:51.253	67.953
5	5:10:54.065	1:59.507	63.260

6 333 Warren REEVE

Behind **4.461**

Best Time **1:52.412** Best Speed **67.253** On **3** Gp **a**

Lap	Elapsed Time	Lap Time	Lap Speed
1	5:03:01.545	5:03:01.545	0.416
2	5:04:55.791	1:54.246	66.173
3	5:06:48.203	1:52.412	67.253
4	5:08:41.113	1:52.910	66.956
5	5:10:50.372	2:09.259	58.487

7 18 Paul ROBINSON

Behind **5.790**

Best Time **1:53.741** Best Speed **66.467** On **4** Gp **a**

Lap	Elapsed Time	Lap Time	Lap Speed
1	5:03:30.384	5:03:30.384	0.415
2	5:05:32.171	2:01.787	62.076
3	5:07:26.685	1:54.514	66.018
4	5:09:20.426	1:53.741	66.467
5	5:11:14.321	1:53.895	66.377

8 14 Jack SANDS

Behind **8.535**

Best Time **1:56.486** Best Speed **64.901** On **3** Gp **a**

Lap	Elapsed Time	Lap Time	Lap Speed
1	5:03:15.682	5:03:15.682	0.415
2	5:05:16.728	2:01.046	62.456
3	5:07:13.214	1:56.486	64.901
4	5:09:14.263	2:01.049	62.454
5	5:11:11.134	1:56.871	64.687

KDM Hire Cookstown 100

MOTO 3 (125cc GP)

Moto 3 Qualifying

Friday, 26 April 2013

DETAILED RESULT



Qualifying Classification

Position

9 17 Sarah BOYES

Behind 8.961

Best Time 1:56.912 Best Speed 64.664 On 4 Gp a

Lap	Elapsed Time	Lap Time	Lap Speed
1	5:03:05.870	5:03:05.870	0.416
2	5:05:05.767	1:59.897	63.054
3	5:07:02.974	1:57.207	64.501
4	5:08:59.886	1:56.912	64.664
5	5:10:59.617	1:59.731	63.142

10 84 Maria COSTELLO

Behind 9.024

Best Time 1:56.975 Best Speed 64.629 On 5 Gp a

Lap	Elapsed Time	Lap Time	Lap Speed
1	5:03:24.499	5:03:24.499	0.415
2	5:05:26.682	2:02.183	61.874
3	5:07:24.836	1:58.154	63.984
4	5:09:22.209	1:57.373	64.410
5	5:11:19.184	1:56.975	64.629

11 33 Sam DUNLOP

Behind 9.877

Best Time 1:57.828 Best Speed 64.161 On 4 Gp a

Lap	Elapsed Time	Lap Time	Lap Speed
1	5:03:17.124	5:03:17.124	0.415
2	5:05:18.964	2:01.840	62.049
3	5:07:18.062	1:59.098	63.477
4	5:09:15.890	1:57.828	64.161
5	5:11:18.301	2:02.411	61.759

12 3 Gary JORDAN

Behind 12.223

Best Time 2:00.174 Best Speed 62.909 On 3 Gp a

Lap	Elapsed Time	Lap Time	Lap Speed
1	5:03:06.700	5:03:06.700	0.416
2	5:05:11.905	2:05.205	60.381
3	5:07:12.079	2:00.174	62.909
4	5:09:14.006	2:01.927	62.004
5	5:11:15.263	2:01.257	62.347

Qualifying Classification

Position

13 15 Peter McKILLOP

Behind 13.272

Best Time 2:01.223 Best Speed 62.364 On 3 Gp a

Lap	Elapsed Time	Lap Time	Lap Speed
1	5:03:03.871	5:03:03.871	0.416
2	5:05:09.626	2:05.755	60.117
3	5:07:10.849	2:01.223	62.364
4	5:09:13.457	2:02.608	61.660
5	5:11:18.034	2:04.577	60.685

14 79 John McALLISTER

Behind 14.188

Best Time 2:02.139 Best Speed 61.897 On 5 Gp a

Lap	Elapsed Time	Lap Time	Lap Speed
1	5:03:23.179	5:03:23.179	0.415
2	5:05:36.834	2:13.655	56.564
3	5:07:46.191	2:09.357	58.443
4	5:09:50.308	2:04.117	60.910
5	5:11:52.447	2:02.139	61.897

15 76 Philip SHAW

Behind 14.454

Best Time 2:02.405 Best Speed 61.762 On 5 Gp a

Lap	Elapsed Time	Lap Time	Lap Speed
1	5:03:19.536	5:03:19.536	0.415
2	5:05:28.926	2:09.390	58.428
3	5:07:32.850	2:03.924	61.005
4	5:09:35.356	2:02.506	61.711
5	5:11:37.761	2:02.405	61.762

16 69 Ronnie SCOTT

Behind 30.290

Best Time 2:18.241 Best Speed 54.687 On 4 Gp a

Lap	Elapsed Time	Lap Time	Lap Speed
1	5:03:30.099	5:03:30.099	0.415
2	5:05:51.858	2:21.759	53.330
3	5:08:12.907	2:21.049	53.598
4	5:10:31.148	2:18.241	54.687

KDM HIRE COOKSTOWN 100

MOTO 3 (125cc GP)

Orritor 2.100 Miles


R1: Cookstown Town Centre Forum Moto 3

27/04/2013 09:30

Race (7 Laps)

RACE 1 - MOTO 3 (125GP)

7	69			C
6	79	76		
5	33	3	15	
4	14	17	84	B
3	18			
2	56	86	333	
1	6	9	5	A
	POLE POSITION 1	2	3	



KDM Hire Cookstown 100

MOTO 3 (125cc GP)

Race 4 - Cookstown Town Centre Forum Moto 3

Saturday, 27 April 2013



Pos	Class	No	Name	Machine / Sponsor	Gp	Laps	Total Time	Behind	Speed	-----Best Lap-----		
										Time	Speed	On
Race Classification												
1	125R	18	Paul ROBINSON	Aprilia 125 - Stoneyford Concrete	a	7	11:37.543		75.866	1:37.801	77.300	5
2	125R	56	Sam WILSON	Honda 125 - Logan Racing	a	7	11:40.517	2.974	75.544	1:38.252	76.945	5
3	125R	9	Bruce MOULDS	Honda 125 - Harp Farm	a	7	11:52.789	15.246	74.244	1:40.404	75.296	7
4	M3	84	Maria COSTELLO	Honda 250 - Bob Wylie Racing	b	7	12:12.596	35.053	72.236	1:42.026	74.099	6
5	125R	33	Sam DUNLOP	Honda 125 - Orra	b	7	12:13.285	35.742	72.168	1:41.963	74.145	7
6	125R	333	Warren REEVE	Honda 125 - Flexipatch	a	7	12:15.827	38.284	71.919	1:43.759	72.861	3
7	125R	5	William COWDEN	Honda 125 - Ten Cowden	a	7	12:16.492	38.949	71.854	1:43.059	73.356	6
8	125R	14	Jack SANDS	Honda 125	b	7	12:24.135	46.592	71.116	1:43.906	72.758	4
9	125R	79	John McALLISTER	Honda 125	b	6	11:28.832	1 Lap	65.851	1:52.696	67.083	5
10	125R	76	Philip SHAW	Honda 125	b	6	11:36.979	8.147	65.081	1:53.705	66.488	6

Fastest Lap


125R	6	William DUNLOP	Honda 125 - James Delaney	a						1:36.697	78.182	2
------	---	----------------	---------------------------	---	--	--	--	--	--	----------	--------	---

Not Classified

DNF	125R	86	Nigel MOORE	Honda 125	a	5	8:25.903	2 Laps	74.718	1:39.380	76.072	4
DNF	125R	6	William DUNLOP	Honda 125 - James Delaney	a	2	3:20.845	5 Laps	75.282	1:36.697	78.182	2
DNF	125R	3	Gary JORDAN	Honda 125 - Jack Sands Performance	b	2	3:40.047	19.202	68.713	1:46.259	71.147	2
DNF	125R	15	Peter McKILLOP	Honda 125	b	2	3:48.989	28.144	66.029	1:51.337	67.902	2
DNF	125R	69	Ronnie SCOTT	Honda 125	c	2	4:27.404	1:06.559	56.544	2:05.847	60.073	1

Provisional result to be confirmed by the Stewards of the Meeting subject to completion of technical inspections & the time limit for protests

Page 1 / 1

Circuit	Orritor	Signed		Organising Club	Cookstown & District MCC
Length(miles)	2.1000		Chief Timekeeper	Race Started	12:00
Weather	Sunny	Issued At:	12:13	Gp Time Diff - b	10.99 / c 10.99
Track	Dry				



MCUI Ulster
Centre Timing
powered by
e-Laps timing software

www.elaps-timing.com



KDM Hire Cookstown 100

MOTO 3 (125cc GP)

Race 4 - Cookstown Town Centre Forum Moto 3

Saturday, 27 April 2013

DETAILED RESULT



Race Classification

1 18 Paul ROBINSON

Total Time **11:37.543** Avg Speed **75.866** Behind
Best Time **1:37.801** Best Speed **77.300** On **5** Gp **a**

Lap	Elapsed Time	Lap Time	Lap Speed
1	1:45.420	1:45.420	71.713
2	3:25.436	1:40.016	75.588
3	5:03.762	1:38.326	76.887
4	6:42.051	1:38.289	76.916
5	8:19.852	1:37.801	77.300
6	9:58.715	1:38.863	76.469
7	11:37.543	1:38.828	76.497

2 56 Sam WILSON

Total Time **11:40.517** Avg Speed **75.544** Behind **2.974**
Best Time **1:38.252** Best Speed **76.945** On **5** Gp **a**

Lap	Elapsed Time	Lap Time	Lap Speed
1	1:44.891	1:44.891	72.075
2	3:24.278	1:39.387	76.066
3	5:04.048	1:39.770	75.774
4	6:43.003	1:38.955	76.398
5	8:21.255	1:38.252	76.945
6	10:00.240	1:38.985	76.375
7	11:40.517	1:40.277	75.391

3 9 Bruce MOULDS

Total Time **11:52.789** Avg Speed **74.244** Behind **15.246**
Best Time **1:40.404** Best Speed **75.296** On **7** Gp **a**

Lap	Elapsed Time	Lap Time	Lap Speed
1	1:47.237	1:47.237	70.498
2	3:29.285	1:42.048	74.083
3	5:10.376	1:41.091	74.784
4	6:51.163	1:40.787	75.010
5	8:31.759	1:40.596	75.152
6	10:12.385	1:40.626	75.130
7	11:52.789	1:40.404	75.296

4 84 Maria COSTELLO

Total Time **12:12.596** Avg Speed **72.236** Behind **35.053**
Best Time **1:42.026** Best Speed **74.099** On **6** Gp **b**

Lap	Elapsed Time	Lap Time	Lap Speed
1	1:52.607	1:52.607	67.136
2	3:36.992	1:44.385	72.424
3	5:21.265	1:44.273	72.502
4	7:04.884	1:43.619	72.960
5	8:47.754	1:42.870	73.491
6	10:29.780	1:42.026	74.099
7	12:12.596	1:42.816	73.529

Race Classification

5 33 Sam DUNLOP

Total Time **12:13.285** Avg Speed **72.168** Behind **35.742**
Best Time **1:41.963** Best Speed **74.145** On **7** Gp **b**

Lap	Elapsed Time	Lap Time	Lap Speed
1	1:50.728	1:50.728	68.275
2	3:35.211	1:44.483	72.356
3	5:19.311	1:44.100	72.622
4	7:04.027	1:44.716	72.195
5	8:47.284	1:43.257	73.215
6	10:31.322	1:44.038	72.666
7	12:13.285	1:41.963	74.145

6 333 Warren REEVE

Total Time **12:15.827** Avg Speed **71.919** Behind **38.284**
Best Time **1:43.759** Best Speed **72.861** On **3** Gp **a**

Lap	Elapsed Time	Lap Time	Lap Speed
1	1:51.158	1:51.158	68.011
2	3:35.346	1:44.188	72.561
3	5:19.105	1:43.759	72.861
4	7:03.474	1:44.369	72.435
5	8:47.513	1:44.039	72.665
6	10:32.059	1:44.546	72.313
7	12:15.827	1:43.768	72.855

7 5 William COWDEN

Total Time **12:16.492** Avg Speed **71.854** Behind **38.949**
Best Time **1:43.059** Best Speed **73.356** On **6** Gp **a**

Lap	Elapsed Time	Lap Time	Lap Speed
1	1:51.641	1:51.641	67.717
2	3:36.385	1:44.744	72.176
3	5:20.714	1:44.329	72.463
4	7:05.141	1:44.427	72.395
5	8:48.347	1:43.206	73.252
6	10:31.406	1:43.059	73.356
7	12:16.492	1:45.086	71.941

8 14 Jack SANDS

Total Time **12:24.135** Avg Speed **71.116** Behind **46.592**
Best Time **1:43.906** Best Speed **72.758** On **4** Gp **b**

Lap	Elapsed Time	Lap Time	Lap Speed
1	1:53.557	1:53.557	66.574
2	3:39.543	1:45.986	71.330
3	5:24.389	1:44.846	72.106
4	7:08.295	1:43.906	72.758
5	8:52.909	1:44.614	72.266
6	10:38.550	1:45.641	71.563
7	12:24.135	1:45.585	71.601



MCUI Ulster
Centre Timing
powered by
e-Laps timing software

www.elaps-timing.com



KDM Hire Cookstown 100

MOTO 3 (125cc GP)

Race 4 - Cookstown Town Centre Forum Moto 3

Saturday, 27 April 2013

DETAILED RESULT



Race Classification

9 79 John McALLISTER

Total Time **11:28.832** Avg Speed **65.851** Behind **1 Lap**
Best Time **1:52.696** Best Speed **67.083** On **5** Gp **b**

Lap	Elapsed Time	Lap Time	Lap Speed
1	2:00.769	2:00.769	62.599
2	3:54.307	1:53.538	66.586
3	5:48.139	1:53.832	66.414
4	7:43.131	1:54.992	65.744
5	9:35.827	1:52.696	67.083
6	11:28.832	1:53.005	66.900

10 76 Philip SHAW

Total Time **11:36.979** Avg Speed **65.081** Behind **8.147**
Best Time **1:53.705** Best Speed **66.488** On **6** Gp **b**

Lap	Elapsed Time	Lap Time	Lap Speed
1	2:04.206	2:04.206	60.867
2	3:58.427	1:54.221	66.187
3	5:52.834	1:54.407	66.080
4	7:47.915	1:55.081	65.693
5	9:43.274	1:55.359	65.535
6	11:36.979	1:53.705	66.488

Not Classified

DNF 86 Nigel MOORE

Total Time **8:25.903** Avg Speed **74.718** Behind **2 Laps**
Best Time **1:39.380** Best Speed **76.072** On **4** Gp **a**

Lap	Elapsed Time	Lap Time	Lap Speed
1	1:47.396	1:47.396	70.394
2	3:27.386	1:39.990	75.608
3	5:07.115	1:39.729	75.805
4	6:46.495	1:39.380	76.072
5	8:25.903	1:39.408	76.050

DNF 6 William DUNLOP

Total Time **3:20.845** Avg Speed **75.282** Behind **5 Laps**
Best Time **1:36.697** Best Speed **78.182** On **2** Gp **a**

Lap	Elapsed Time	Lap Time	Lap Speed
1	1:44.148	1:44.148	72.589
2	3:20.845	1:36.697	78.182

DNF 3 Gary JORDAN

Total Time **3:40.047** Avg Speed **68.713** Behind **19.202**
Best Time **1:46.259** Best Speed **71.147** On **2** Gp **b**

Lap	Elapsed Time	Lap Time	Lap Speed
1	1:53.788	1:53.788	66.439
2	3:40.047	1:46.259	71.147

Not Classified

DNF 15 Peter McKILLOP

Total Time **3:48.989** Avg Speed **66.029** Behind **28.144**
Best Time **1:51.337** Best Speed **67.902** On **2** Gp **b**

Lap	Elapsed Time	Lap Time	Lap Speed
1	1:57.652	1:57.652	64.257
2	3:48.989	1:51.337	67.902

DNF 69 Ronnie SCOTT

Total Time **4:27.404** Avg Speed **56.544** Behind **1:06.559**
Best Time **2:05.847** Best Speed **60.073** On **1** Gp **c**


Lap	Elapsed Time	Lap Time	Lap Speed
1	2:05.847	2:05.847	60.073
2	4:27.404	2:21.557	53.406

KDM Hire Cookstown 100

MOTO 3 (125cc GP)

Race 4 - Cookstown Town Centre Forum Moto 3

LAP CHART



1

No	Name	G	Elapsed Time	Lap Time
6	William DUNLOP	a	1:44.148	1:44.148
56	Sam WILSON	a	1:44.891	1:44.891
18	Paul ROBINSON	a	1:45.420	1:45.420
9	Bruce MOULDS	a	1:47.237	1:47.237
86	Nigel MOORE	a	1:47.396	1:47.396
33	Sam DUNLOP	b	1:50.728	1:50.728
333	Warren REEVE	a	1:51.158	1:51.158
5	William COWDEN	a	1:51.641	1:51.641
84	Maria COSTELLO	b	1:52.607	1:52.607
14	Jack SANDS	b	1:53.557	1:53.557
3	Gary JORDAN	b	1:53.788	1:53.788
15	Peter McKILLOP	b	1:57.652	1:57.652
79	John McALLISTER	b	2:00.769	2:00.769
76	Philip SHAW	b	2:04.206	2:04.206
69	Ronnie SCOTT	c	2:05.847	2:05.847

2

No	Name	G	Elapsed Time	Lap Time
6	William DUNLOP	a	3:20.845	1:36.697
56	Sam WILSON	a	3:24.278	1:39.387
18	Paul ROBINSON	a	3:25.436	1:40.016
86	Nigel MOORE	a	3:27.386	1:39.990
9	Bruce MOULDS	a	3:29.285	1:42.048
33	Sam DUNLOP	b	3:35.211	1:44.483
333	Warren REEVE	a	3:35.346	1:44.188
5	William COWDEN	a	3:36.385	1:44.744
84	Maria COSTELLO	b	3:36.992	1:44.385
14	Jack SANDS	b	3:39.543	1:45.986
3	Gary JORDAN	b	3:40.047	1:46.259
15	Peter McKILLOP	b	3:48.989	1:51.337
79	John McALLISTER	b	3:54.307	1:53.538
76	Philip SHAW	b	3:58.427	1:54.221
69	Ronnie SCOTT	c	4:27.404	2:21.557

3

No	Name	G	Elapsed Time	Lap Time
18	Paul ROBINSON	a	5:03.762	1:38.326
56	Sam WILSON	a	5:04.048	1:39.770
86	Nigel MOORE	a	5:07.115	1:39.729
9	Bruce MOULDS	a	5:10.376	1:41.091
333	Warren REEVE	a	5:19.105	1:43.759
33	Sam DUNLOP	b	5:19.311	1:44.100
5	William COWDEN	a	5:20.714	1:44.329
84	Maria COSTELLO	b	5:21.265	1:44.273
14	Jack SANDS	b	5:24.389	1:44.846
79	John McALLISTER	b	5:48.139	1:53.832
76	Philip SHAW	b	5:52.834	1:54.407

4

No	Name	G	Elapsed Time	Lap Time
18	Paul ROBINSON	a	6:42.051	1:38.289
56	Sam WILSON	a	6:43.003	1:38.955
86	Nigel MOORE	a	6:46.495	1:39.380
9	Bruce MOULDS	a	6:51.163	1:40.787
333	Warren REEVE	a	7:03.474	1:44.369
33	Sam DUNLOP	b	7:04.027	1:44.716
84	Maria COSTELLO	b	7:04.884	1:43.619
5	William COWDEN	a	7:05.141	1:44.427
14	Jack SANDS	b	7:08.295	1:43.906
79	John McALLISTER	b	7:43.131	1:54.992
76	Philip SHAW	b	7:47.915	1:55.081

5

No	Name	G	Elapsed Time	Lap Time
18	Paul ROBINSON	a	8:19.852	1:37.801
56	Sam WILSON	a	8:21.255	1:38.252
86	Nigel MOORE	a	8:25.903	1:39.408
9	Bruce MOULDS	a	8:31.759	1:40.596
33	Sam DUNLOP	b	8:47.284	1:43.257
333	Warren REEVE	a	8:47.513	1:44.039
84	Maria COSTELLO	b	8:47.754	1:42.870
5	William COWDEN	a	8:48.347	1:43.206
14	Jack SANDS	b	8:52.909	1:44.614
79	John McALLISTER	b	9:35.827	1:52.696
76	Philip SHAW	b	9:43.274	1:55.359

6

No	Name	G	Elapsed Time	Lap Time
18	Paul ROBINSON	a	9:58.715	1:38.863
56	Sam WILSON	a	10:00.240	1:38.985
9	Bruce MOULDS	a	10:12.385	1:40.626
84	Maria COSTELLO	b	10:29.780	1:42.026
33	Sam DUNLOP	b	10:31.322	1:44.038
5	William COWDEN	a	10:31.406	1:43.059
333	Warren REEVE	a	10:32.059	1:44.546
14	Jack SANDS	b	10:38.550	1:45.641
79	John McALLISTER	b	11:28.832	1:53.005
76	Philip SHAW	b	11:36.979	1:53.705

7

No	Name	G	Elapsed Time	Lap Time
18	Paul ROBINSON	a	11:37.543	1:38.828
56	Sam WILSON	a	11:40.517	1:40.277
9	Bruce MOULDS	a	11:52.789	1:40.404
84	Maria COSTELLO	b	12:12.596	1:42.816
33	Sam DUNLOP	b	12:13.285	1:41.963
333	Warren REEVE	a	12:15.827	1:43.768
5	William COWDEN	a	12:16.492	1:45.086
14	Jack SANDS	b	12:24.135	1:45.585

IRISH ROAD RACE MOTO 3 (125GP)

2013

					#1	
Pos	No.	Name	Total	Diff	Gap	R1
1	18	Paul ROBINSON	25	0	0	25
2	56	Sam WILSON	20	5	5	20
3	9	Bruce MOULDS	16	9	4	16
4	84	Maria COSTELLO	13	12	3	13
5	33	Sam DUNLOP	11	14	2	11
6	333	Warren REEVE	10	15	1	10
7	5	William COWDEN	9	16	1	9
8	14	Jack SANDS	8	17	1	8
9	79	John McALLISTER	7	18	1	7
10	76	Philip SHAW	6	19	1	6

Event Legend

#1 26/04/2013 KDM HIRE COOKSTOWN 100

ULSTER ROAD RACE MOTO 3 (125GP)

2013

					#1	
Pos	No.	Name	Total	Diff	Gap	R1
1	18	Paul ROBINSON	25	0	0	25
2	56	Sam WILSON	20	5	5	20
3	9	Bruce MOULDS	16	9	4	16
4	84	Maria COSTELLO	13	12	3	13
5	33	Sam DUNLOP	11	14	2	11
6	333	Warren REEVE	10	15	1	10
7	5	William COWDEN	9	16	1	9
8	14	Jack SANDS	8	17	1	8
9	79	John McALLISTER	7	18	1	7
10	76	Philip SHAW	6	19	1	6

Event Legend

#1 26/04/2013 KDM HIRE COOKSTOWN 100