




COOKSTOWN 100

Friday 26th & Saturday 27th April 2013

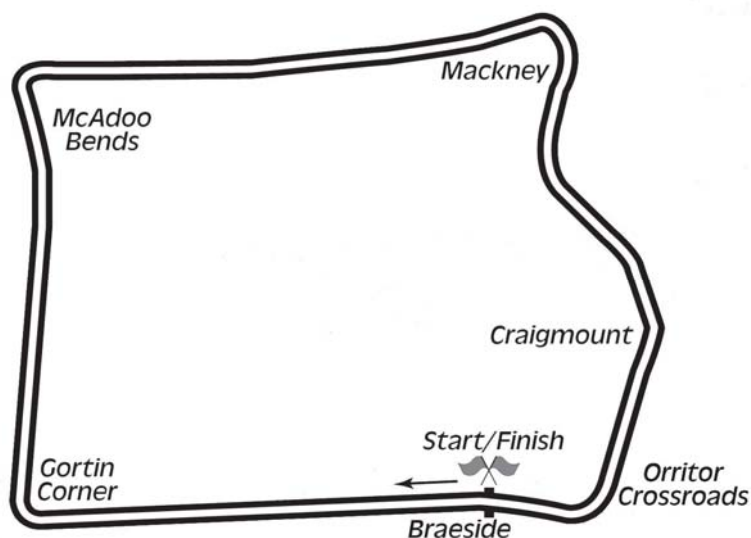
promoted by Cookstown & District MCC
www.cookstown100.com



SUPERSPORT 400



Orritor Circuit 2.1 miles



LAP RECORDS

Class	Rider	Machine	m	s	mph	Year
125cc	William Dunlop	Honda	1	34.755	79.785	2010
Moto 3	Barry Davidson	Honda 250	1	39.075	76.306	2012
Moto 450	Ryan Farquhar	Kawasaki	1	35.432	79.219	2012
250cc	William Dunlop	Honda	1	29.658	84.320	2009
Supersport 400	Ryan Farquhar	Kawasaki	1	36.97	77.962	2003
Supertwins	Ryan Farquhar	Kawasaki 650	1	30.636	83.411	2012
Supersport	Michael Dunlop	Yamaha	1	24.783	89.169	2011
Superbike	Guy Martin	Suzuki	1	23.139	90.932	2011
Senior Support	Gary Robinson	Yamaha 600	1	29.956	84.041	2007
Junior Support	Ciaran Donnelly	Honda 250	1	35.932	78.806	2011
Classic 1000cc	Wattie Brown	Norton 920	1	40.273	75.394	2006
Classic 500cc	Neill McWhirter	Norton	1	41.491	74.489	2010
Classic 350cc	Paul Coward	Honda	1	43.421	73.099	2004
Classic 250cc	Geoff McMullan	Suzuki	1	47.294	70.461	2006

MOST WINS at COOKSTOWN 100

Ryan Farquhar	26	1996 - 12
Ray McCullough	14	1967 - 79
Joey Dunlop	11	1977 - 98
Robert Dunlop	11	1985 - 08
Phillip McCallen	10	1987 - 96
Courtney Junk	8	1974 - 83
Mervyn Elwood	8	1987 - 97
William Dunlop	8	2006 - 12
Noel Hudson	7	1975 - 95
Bill Swallow	7	1987 - 00
Darran Lindsay	7	2000 - 05

ALL TIME IRISH ROAD RACE WINNERS (after Killalane Road Race 2012)

Most Wins at All Irish Road Race Meetings

1.	Ryan Farquhar	199	1995-12
2.	Joey Dunlop	156	1971-00
3.	Robert Dunlop	135	1980-08
4.	Ray McCullough	109	1960-82
	Phillip McCallen	109	1987-99
6.	William Dunlop	81	2005-12
7.	Brian Reid	78	1980-94
8.	Darran Lindsay	75	1999-06
9.	Michael Dunlop	67	2006-12
10.	James Courtney	66	1992-99

KDM HIRE COOKSTOWN 100

SUPERSPORT 400


Orritor 2.100 Miles

R6: Hayes Fuels Supersport 400

27/04/2013 12:10

Race (7 Laps)

8	16	142	
	22	23	
7	34	56	96 C
		20	21
6	19	8	
	16	17	18
5	41	43	57
	13	14	15
4	42	45	22 B
		11	12
3	38		
	7	8	9
2	33	9	27
	4	5	6
1	196	13	17 A
	POLE POSITION 1	2	3



KDM Hire Cookstown 100

SUPERSPORT 400

Race 9 - Hayes Fuels Supersport 400

Saturday, 27 April 2013



Pos	Class	No	Name	Machine / Sponsor	Gp	Laps	Total Time	Behind	Speed	-----Best Lap----- Time Speed On	
-----	-------	----	------	-------------------	----	------	------------	--------	-------	-------------------------------------	--

Race Classification


1	400R	27	Alastair HAWORTH	Yamaha 400 - Doons Stores	a	6	9:43.584		77.727	1:35.794	78.919	4
2	400R	196	Andy FARRELL	Kawasaki 400	a	6	9:52.776	9.192	76.521	1:36.850	78.059	4
3	400R	17	Alastair BAYLEY	Honda 400 - ABR Moto	a	6	9:55.237	11.653	76.205	1:37.564	77.488	4
4	400R	45	Colin MARTIN	Kawasaki 400	b	6	9:59.309	15.725	75.687	1:37.404	77.615	4
5	400R	9	Gavin LUPTON	Honda 400	a	6	10:00.650	17.066	75.518	1:38.286	76.918	4
6	400R	43	Robbie LYALL	Kawasaki 400	b	6	10:04.422	20.838	75.047	1:38.571	76.696	5
7	400R	38	Derek WILKIE	Kawasaki 400	a	6	10:16.540	32.956	73.572	1:40.973	74.872	6
8	400R	22	Rikki McGOVERN	Honda 400	b	6	10:17.150	33.566	73.499	1:41.027	74.831	6
9	400R	33	David HOWARD	Kawasaki 400	a	6	10:17.612	34.028	73.444	1:40.595	75.153	6
10	400R	8	Ben COLE	Kawasaki 400	b	6	10:21.880	38.296	72.940	1:41.623	74.393	4
11	400R	34	Robert McMULLAN	Kawasaki 400 - McMullan Racing	c	6	10:48.315	1:04.731	69.966	1:44.557	72.305	5
12	400R	19	Leon MURPHY	Kawasaki 400	b	6	10:50.397	1:06.813	69.742	1:45.347	71.763	6
13	400R	56	Derek SCUFFIL	Kawasaki 400	c	6	10:54.016	1:10.432	69.356	1:47.298	70.458	5
14	400R	96	Stephen CARR	Kawasaki 400 - Once Bitten	c	6	10:59.908	1:16.324	68.737	1:48.169	69.891	3
15	400R	42	Brian LOUGHLIN	Honda 400	b	6	11:02.235	1:18.651	68.495	1:49.186	69.240	3
16	400R	57	Yvonne MONTGOMERY	Kawasaki 400	b	6	11:20.713	1:37.129	66.636	1:50.458	68.442	2
17	400R	16	Roy BEATTIE	Kawasaki 400 - BSR	c	5	9:32.872	1 Lap	65.983	1:52.611	67.134	4
18	400R	142	Stuart RAYNER	Kawasaki 400	c	5	9:47.507	14.635	64.340	1:55.450	65.483	5

Fastest Lap / New Lap Record 78.919 mph (Previously 77.962 mph)

400R	27	Alastair HAWORTH	Yamaha 400 - Doons Stores	a						1:35.794	78.919	4
------	----	------------------	---------------------------	---	--	--	--	--	--	----------	--------	---

Provisional result to be confirmed by the Stewards of the Meeting subject to completion of technical inspections & the time limit for protests

Page 1 / 1

Circuit	Orritor	Signed		Organising Club	Cookstown & District MCC
Length(miles)	2.1000		Chief Timekeeper	Race Started	14:21
Weather	Sunny	Issued At:	14:35	Gp Time Diff - b 15.03 / c 27.53	
Track	Dry				



MCUI Ulster
Centre Timing
powered by
e-Laps timing software

www.elaps-timing.com



KDM Hire Cookstown 100

SUPERSPORT 400

Race 9 - Hayes Fuels Supersport 400

Saturday, 27 April 2013

DETAILED RESULT



Race Classification

1 27 Alastair HAWORTH

Total Time **9:43.584** Avg Speed **77.727** Behind
Best Time **1:35.794** Best Speed **78.919** On **4** Gp **a**

Lap	Elapsed Time	Lap Time	Lap Speed
1	1:41.598	1:41.598	74.411
2	3:17.798	1:36.200	78.586
3	4:53.828	1:36.030	78.725
4	6:29.622	1:35.794	78.919
5	8:07.030	1:37.408	77.612
6	9:43.584	1:36.554	78.298

2 196 Andy FARRELL

Total Time **9:52.776** Avg Speed **76.521** Behind **9.192**
Best Time **1:36.850** Best Speed **78.059** On **4** Gp **a**

Lap	Elapsed Time	Lap Time	Lap Speed
1	1:45.680	1:45.680	71.537
2	3:23.135	1:37.455	77.574
3	5:00.250	1:37.115	77.846
4	6:37.100	1:36.850	78.059
5	8:15.068	1:37.968	77.168
6	9:52.776	1:37.708	77.373

3 17 Alastair BAYLEY

Total Time **9:55.237** Avg Speed **76.205** Behind **11.653**
Best Time **1:37.564** Best Speed **77.488** On **4** Gp **a**

Lap	Elapsed Time	Lap Time	Lap Speed
1	1:43.911	1:43.911	72.755
2	3:22.937	1:39.026	76.344
3	5:01.509	1:38.572	76.695
4	6:39.073	1:37.564	77.488
5	8:17.004	1:37.931	77.197
6	9:55.237	1:38.233	76.960

4 45 Colin MARTIN

Total Time **9:59.309** Avg Speed **75.687** Behind **15.725**
Best Time **1:37.404** Best Speed **77.615** On **4** Gp **b**

Lap	Elapsed Time	Lap Time	Lap Speed
1	1:45.865	1:45.865	71.412
2	3:25.783	1:39.918	75.662
3	5:03.870	1:38.087	77.074
4	6:41.274	1:37.404	77.615
5	8:20.775	1:39.501	75.979
6	9:59.309	1:38.534	76.725

Race Classification

5 9 Gavin LUPTON

Total Time **10:00.650** Avg Speed **75.518** Behind **17.066**
Best Time **1:38.286** Best Speed **76.918** On **4** Gp **a**

Lap	Elapsed Time	Lap Time	Lap Speed
1	1:45.419	1:45.419	71.714
2	3:25.225	1:39.806	75.747
3	5:04.624	1:39.399	76.057
4	6:42.910	1:38.286	76.918
5	8:21.560	1:38.650	76.635
6	10:00.650	1:39.090	76.294

6 43 Robbie LYALL

Total Time **10:04.422** Avg Speed **75.047** Behind **20.838**
Best Time **1:38.571** Best Speed **76.696** On **5** Gp **b**

Lap	Elapsed Time	Lap Time	Lap Speed
1	1:48.777	1:48.777	69.500
2	3:28.666	1:39.889	75.684
3	5:07.480	1:38.814	76.507
4	6:46.388	1:38.908	76.435
5	8:24.959	1:38.571	76.696
6	10:04.422	1:39.463	76.008

7 38 Derek WILKIE

Total Time **10:16.540** Avg Speed **73.572** Behind **32.956**
Best Time **1:40.973** Best Speed **74.872** On **6** Gp **a**

Lap	Elapsed Time	Lap Time	Lap Speed
1	1:47.151	1:47.151	70.555
2	3:29.085	1:41.934	74.166
3	5:11.311	1:42.226	73.954
4	6:53.391	1:42.080	74.060
5	8:35.567	1:42.176	73.990
6	10:16.540	1:40.973	74.872

8 22 Rikki McGOVERN

Total Time **10:17.150** Avg Speed **73.499** Behind **33.566**
Best Time **1:41.027** Best Speed **74.831** On **6** Gp **b**

Lap	Elapsed Time	Lap Time	Lap Speed
1	1:47.511	1:47.511	70.318
2	3:29.824	1:42.313	73.891
3	5:12.193	1:42.369	73.850
4	6:54.418	1:42.225	73.955
5	8:36.123	1:41.705	74.333
6	10:17.150	1:41.027	74.831



MCUI Ulster
Centre Timing
powered by
e-Laps timing software

www.elaps-timing.com



KDM Hire Cookstown 100

SUPERSPORT 400

Race 9 - Hayes Fuels Supersport 400

Saturday, 27 April 2013

DETAILED RESULT



Race Classification

9 33 David HOWARD

Total Time **10:17.612** Avg Speed **73.444** Behind **34.028**
Best Time **1:40.595** Best Speed **75.153** On **6** Gp **a**

Lap	Elapsed Time	Lap Time	Lap Speed
1	1:49.224	1:49.224	69.216
2	3:31.917	1:42.693	73.617
3	5:13.556	1:41.639	74.381
4	6:54.547	1:40.991	74.858
5	8:37.017	1:42.470	73.778
6	10:17.612	1:40.595	75.153

10 8 Ben COLE

Total Time **10:21.880** Avg Speed **72.940** Behind **38.296**
Best Time **1:41.623** Best Speed **74.393** On **4** Gp **b**

Lap	Elapsed Time	Lap Time	Lap Speed
1	1:49.466	1:49.466	69.063
2	3:31.500	1:42.034	74.093
3	5:13.964	1:42.464	73.782
4	6:55.587	1:41.623	74.393
5	8:38.182	1:42.595	73.688
6	10:21.880	1:43.698	72.904

11 34 Robert McMULLAN

Total Time **10:48.315** Avg Speed **69.966** Behind **1:04.731**
Best Time **1:44.557** Best Speed **72.305** On **5** Gp **c**

Lap	Elapsed Time	Lap Time	Lap Speed
1	1:55.518	1:55.518	65.444
2	3:43.426	1:47.908	70.060
3	5:30.141	1:46.715	70.843
4	7:18.773	1:48.632	69.593
5	9:03.330	1:44.557	72.305
6	10:48.315	1:44.985	72.010

12 19 Leon MURPHY

Total Time **10:50.397** Avg Speed **69.742** Behind **1:06.813**
Best Time **1:45.347** Best Speed **71.763** On **6** Gp **b**

Lap	Elapsed Time	Lap Time	Lap Speed
1	1:55.151	1:55.151	65.653
2	3:44.302	1:49.151	69.262
3	5:33.338	1:49.036	69.335
4	7:19.278	1:45.940	71.361
5	9:05.050	1:45.772	71.474
6	10:50.397	1:45.347	71.763

Race Classification

13 56 Derek SCUFFIL

Total Time **10:54.016** Avg Speed **69.356** Behind **1:10.432**
Best Time **1:47.298** Best Speed **70.458** On **5** Gp **c**

Lap	Elapsed Time	Lap Time	Lap Speed
1	1:56.123	1:56.123	65.103
2	3:43.994	1:47.871	70.084
3	5:31.313	1:47.319	70.444
4	7:19.419	1:48.106	69.931
5	9:06.717	1:47.298	70.458
6	10:54.016	1:47.299	70.457

14 96 Stephen CARR

Total Time **10:59.908** Avg Speed **68.737** Behind **1:16.324**
Best Time **1:48.169** Best Speed **69.891** On **3** Gp **c**

Lap	Elapsed Time	Lap Time	Lap Speed
1	1:56.561	1:56.561	64.859
2	3:44.972	1:48.411	69.735
3	5:33.141	1:48.169	69.891
4	7:22.458	1:49.317	69.157
5	9:11.208	1:48.750	69.517
6	10:59.908	1:48.700	69.549

15 42 Brian LOUGHLIN

Total Time **11:02.235** Avg Speed **68.495** Behind **1:18.651**
Best Time **1:49.186** Best Speed **69.240** On **3** Gp **b**

Lap	Elapsed Time	Lap Time	Lap Speed
1	1:54.456	1:54.456	66.052
2	3:43.820	1:49.364	69.127
3	5:33.006	1:49.186	69.240
4	7:22.992	1:49.986	68.736
5	9:12.507	1:49.515	69.032
6	11:02.235	1:49.728	68.898

16 57 Yvonne MONTGOMERY

Total Time **11:20.713** Avg Speed **66.636** Behind **1:37.129**
Best Time **1:50.458** Best Speed **68.442** On **2** Gp **b**

Lap	Elapsed Time	Lap Time	Lap Speed
1	1:58.675	1:58.675	63.703
2	3:49.133	1:50.458	68.442
3	5:40.483	1:51.350	67.894
4	7:35.725	1:55.242	65.601
5	9:28.177	1:52.452	67.229
6	11:20.713	1:52.536	67.179



MCUI Ulster
Centre Timing
powered by
e-Laps timing software

www.elaps-timing.com



KDM Hire Cookstown 100

SUPERSPORT 400

Race 9 - Hayes Fuels Supersport 400

Saturday, 27 April 2013

DETAILED RESULT



Race Classification

17 16 Roy BEATTIE

Total Time **9:32.872** Avg Speed **65.983** Behind **1 Lap**
Best Time **1:52.611** Best Speed **67.134** On **4** Gp **c**

Lap	Elapsed Time	Lap Time	Lap Speed
1	1:59.035	1:59.035	63.511
2	3:52.095	1:53.060	66.867
3	5:46.673	1:54.578	65.981
4	7:39.284	1:52.611	67.134
5	9:32.872	1:53.588	66.556

18 142 Stuart RAYNER

Total Time **9:47.507** Avg Speed **64.340** Behind **14.635**
Best Time **1:55.450** Best Speed **65.483** On **5** Gp **c**

Lap	Elapsed Time	Lap Time	Lap Speed
1	2:04.186	2:04.186	60.876
2	3:59.732	1:55.546	65.428
3	5:55.835	1:56.103	65.115
4	7:52.057	1:56.222	65.048
5	9:47.507	1:55.450	65.483



MCUI Ulster
Centre Timing
powered by
e-Laps timing software

www.elaps-timing.com




KDM Hire Cookstown 100

SUPERSPORT 400

Race 9 - Hayes Fuels Supersport 400

LAP CHART



1					3					5				
No	Name	G	Elapsed Time	Lap Time	No	Name	G	Elapsed Time	Lap Time	No	Name	G	Elapsed Time	Lap Time
27	Alastair HAWORTH	a	1:41.598	1:41.598	27	Alastair HAWORTH	a	4:53.828	1:36.030	27	Alastair HAWORTH	a	8:07.030	1:37.408
17	Alastair BAYLEY	a	1:43.911	1:43.911	196	Andy FARRELL	a	5:00.250	1:37.115	196	Andy FARRELL	a	8:15.068	1:37.968
9	Gavin LUPTON	a	1:45.419	1:45.419	17	Alastair BAYLEY	a	5:01.509	1:38.572	17	Alastair BAYLEY	a	8:17.004	1:37.931
196	Andy FARRELL	a	1:45.680	1:45.680	45	Colin MARTIN	b	5:03.870	1:38.087	45	Colin MARTIN	b	8:20.775	1:39.501
45	Colin MARTIN	b	1:45.865	1:45.865	9	Gavin LUPTON	a	5:04.624	1:39.399	9	Gavin LUPTON	a	8:21.560	1:38.650
38	Derek WILKIE	a	1:47.151	1:47.151	43	Robbie LYALL	b	5:07.480	1:38.814	43	Robbie LYALL	b	8:24.959	1:38.571
22	Rikki McGOVERN	b	1:47.511	1:47.511	38	Derek WILKIE	a	5:11.311	1:42.226	38	Derek WILKIE	a	8:35.567	1:42.176
43	Robbie LYALL	b	1:48.777	1:48.777	22	Rikki McGOVERN	b	5:12.193	1:42.369	22	Rikki McGOVERN	b	8:36.123	1:41.705
33	David HOWARD	a	1:49.224	1:49.224	33	David HOWARD	a	5:13.556	1:41.639	33	David HOWARD	a	8:37.017	1:42.470
8	Ben COLE	b	1:49.466	1:49.466	8	Ben COLE	b	5:13.964	1:42.464	8	Ben COLE	b	8:38.182	1:42.595
42	Brian LOUGHLIN	b	1:54.456	1:54.456	34	Robert McMULLAN	c	5:30.141	1:46.715	34	Robert McMULLAN	c	9:03.330	1:44.557
19	Leon MURPHY	b	1:55.151	1:55.151	56	Derek SCUFFIL	c	5:31.313	1:47.319	19	Leon MURPHY	b	9:05.050	1:45.772
34	Robert McMULLAN	c	1:55.518	1:55.518	42	Brian LOUGHLIN	b	5:33.006	1:49.186	56	Derek SCUFFIL	c	9:06.717	1:47.298
56	Derek SCUFFIL	c	1:56.123	1:56.123	96	Stephen CARR	c	5:33.141	1:48.169	96	Stephen CARR	c	9:11.208	1:48.750
96	Stephen CARR	c	1:56.561	1:56.561	19	Leon MURPHY	b	5:33.338	1:49.036	42	Brian LOUGHLIN	b	9:12.507	1:49.515
57	Yvonne MONTGOMERY	b	1:58.675	1:58.675	57	Yvonne MONTGOMERY	b	5:40.483	1:51.350	57	Yvonne MONTGOMERY	b	9:28.177	1:52.452
16	Roy BEATTIE	c	1:59.035	1:59.035	16	Roy BEATTIE	c	5:46.673	1:54.578	16	Roy BEATTIE	c	9:32.872	1:53.588
142	Stuart RAYNER	c	2:04.186	2:04.186	142	Stuart RAYNER	c	5:55.835	1:56.103	142	Stuart RAYNER	c	9:47.507	1:55.450

2					4					6				
No	Name	G	Elapsed Time	Lap Time	No	Name	G	Elapsed Time	Lap Time	No	Name	G	Elapsed Time	Lap Time
27	Alastair HAWORTH	a	3:17.798	1:36.200	27	Alastair HAWORTH	a	6:29.622	1:35.794	27	Alastair HAWORTH	a	9:43.584	1:36.554
17	Alastair BAYLEY	a	3:22.937	1:39.026	196	Andy FARRELL	a	6:37.100	1:36.850	196	Andy FARRELL	a	9:52.776	1:37.708
196	Andy FARRELL	a	3:23.135	1:37.455	17	Alastair BAYLEY	a	6:39.073	1:37.564	17	Alastair BAYLEY	a	9:55.237	1:38.233
9	Gavin LUPTON	a	3:25.225	1:39.806	45	Colin MARTIN	b	6:41.274	1:37.404	45	Colin MARTIN	b	9:59.309	1:38.534
45	Colin MARTIN	b	3:25.783	1:39.918	9	Gavin LUPTON	a	6:42.910	1:38.286	9	Gavin LUPTON	a	10:00.650	1:39.090
43	Robbie LYALL	b	3:28.666	1:39.889	43	Robbie LYALL	b	6:46.388	1:38.908	43	Robbie LYALL	b	10:04.422	1:39.463
38	Derek WILKIE	a	3:29.085	1:41.934	38	Derek WILKIE	a	6:53.391	1:42.080	38	Derek WILKIE	a	10:16.540	1:40.973
22	Rikki McGOVERN	b	3:29.824	1:42.313	22	Rikki McGOVERN	b	6:54.418	1:42.225	22	Rikki McGOVERN	b	10:17.150	1:41.027
8	Ben COLE	b	3:31.500	1:42.034	33	David HOWARD	a	6:54.547	1:40.991	33	David HOWARD	a	10:17.612	1:40.595
33	David HOWARD	a	3:31.917	1:42.693	8	Ben COLE	b	6:55.587	1:41.623	8	Ben COLE	b	10:21.880	1:43.698
34	Robert McMULLAN	c	3:43.426	1:47.908	34	Robert McMULLAN	c	7:18.773	1:48.632	34	Robert McMULLAN	c	10:48.315	1:44.985
42	Brian LOUGHLIN	b	3:43.820	1:49.364	19	Leon MURPHY	b	7:19.278	1:45.940	19	Leon MURPHY	b	10:50.397	1:45.347
56	Derek SCUFFIL	c	3:43.994	1:47.871	56	Derek SCUFFIL	c	7:19.419	1:48.106	56	Derek SCUFFIL	c	10:54.016	1:47.299
19	Leon MURPHY	b	3:44.302	1:49.151	96	Stephen CARR	c	7:22.458	1:49.317	96	Stephen CARR	c	10:59.908	1:48.700
96	Stephen CARR	c	3:44.972	1:48.411	42	Brian LOUGHLIN	b	7:22.992	1:49.986	42	Brian LOUGHLIN	b	11:02.235	1:49.728
57	Yvonne MONTGOMERY	b	3:49.133	1:50.458	57	Yvonne MONTGOMERY	b	7:35.725	1:55.242	57	Yvonne MONTGOMERY	b	11:20.713	1:52.536
16	Roy BEATTIE	c	3:52.095	1:53.060	16	Roy BEATTIE	c	7:39.284	1:52.611					
142	Stuart RAYNER	c	3:59.732	1:55.546	142	Stuart RAYNER	c	7:52.057	1:56.222					

IRISH ROAD RACE SUPERSPORT 400

2013

					#1	
Pos	No.	Name	Total	Diff	Gap	R1
1	27	Alastair HAWORTH	25	0	0	25
2	196	Andy FARRELL	20	5	5	20
3	17	Alastair BAYLEY	16	9	4	16
4	45	Colin MARTIN	13	12	3	13
5	9	Gavin LUPTON	11	14	2	11
6	43	Robbie LYALL	10	15	1	10
7	38	Derek WILKIE	9	16	1	9
8	22	Rikki McGOVERN	8	17	1	8
9	33	David HOWARD	7	18	1	7
10	8	Ben COLE	6	19	1	6
11	34	Robert McMULLAN	5	20	1	5
12	19	Leon MURPHY	4	21	1	4
13	56	Derek SCUFFIL	3	22	1	3
14	96	Stephen CARR	2	23	1	2
15	42	Brian LOUGHLIN	1	24	1	1

Event Legend

#1 26/04/2013 KDM HIRE COOKSTOWN 100

ULSTER ROAD RACE SUPERSPORT 400

2013

					#1	
Pos	No.	Name	Total	Diff	Gap	R1
1	27	Alastair HAWORTH	25	0	0	25
2	196	Andy FARRELL	20	5	5	20
3	17	Alastair BAYLEY	16	9	4	16
4	45	Colin MARTIN	13	12	3	13
5	9	Gavin LUPTON	11	14	2	11
6	43	Robbie LYALL	10	15	1	10
7	38	Derek WILKIE	9	16	1	9
8	22	Rikki McGOVERN	8	17	1	8
9	33	David HOWARD	7	18	1	7
10	8	Ben COLE	6	19	1	6
11	34	Robert McMULLAN	5	20	1	5
12	19	Leon MURPHY	4	21	1	4
13	56	Derek SCUFFIL	3	22	1	3
14	96	Stephen CARR	2	23	1	2
15	42	Brian LOUGHLIN	1	24	1	1

Event Legend

#1 26/04/2013 KDM HIRE COOKSTOWN 100