




COOKSTOWN 100

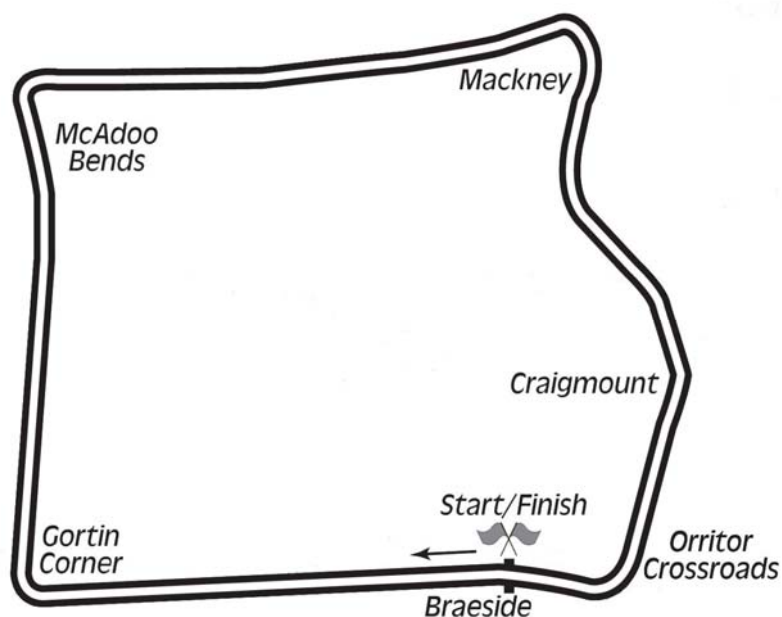
Friday 27th & Saturday 28th April 2012

promoted by Cookstown & District MCC
www.cookstown100.com

GREENVALE HOTEL, COOKSTOWN
& COOKSTOWN CARAVANS
JUNIOR SUPPORT



Orritor Circuit 2.1 miles



LAP RECORDS

Class	Rider	Machine	m s	mph	Year
125cc	William Dunlop	Honda	1 34.755	79.785	2010
Moto 450	Ryan Farquhar	Kawasaki	1 37.504	77.535	2011
250cc	William Dunlop	Honda	1 29.658	84.320	2009
Supersport 400	Ryan Farquhar	Kawasaki	1 36.97	77.962	2003
Supertwins	Ryan Farquhar	Kawasaki 650	1 30.968	83.106	2011
Supersport	Michael Dunlop	Yamaha	1 24.783	89.169	2011
Superbike	Guy Martin	Suzuki	1 23.139	90.932	2011
Senior Support	Gary Robinson	Yamaha 600	1 29.956	84.041	2007
Junior Support	Ciaran Donnelly	Honda 250	1 35.932	78.806	2011
Classic 1000cc	Wattie Brown	Norton 920	1 40.273	75.394	2006
Classic 500cc	Neill McWhirter	Norton	1 41.491	74.489	2010
Classic 350cc	Paul Coward	Honda	1 43.421	73.099	2004
Classic 250cc	Geoff McMullan	Suzuki	1 47.294	70.461	2006

MOST WINS at COOKSTOWN 100

Ryan Farquhar	22	1996 - 11
Ray McCullough	14	1967 - 79
Joey Dunlop	11	1977 - 98
Robert Dunlop	11	1985 - 08
Phillip McCallen	10	1987 - 96
Courtney Junk	8	1974 - 83
Mervyn Elwood	8	1987 - 97
Noel Hudson	7	1975 - 95
Bill Swallow	7	1987 - 00
Darran Lindsay	7	2000 - 05

ALL TIME IRISH ROAD RACE WINNERS (after Killalane 2011)

Most Wins at All Irish Road Race Meetings

1.	Ryan Farquhar	173	1995-11
2.	Joey Dunlop	156	1971-00
3.	Robert Dunlop	135	1980-08
4.	Ray McCullough	109	1960-82
	Phillip McCallen	109	1987-99
6.	Brian Reid	78	1980-94

KDM Hire Cookstown 100


JUNIOR SUPPORT Group A Qualifying Friday, 27 April 2012



Pos	Class	No	Name	Machine / Sponsor	----- Best Lap -----			On	Laps
					Time	Behind	Speed		
Qualifying Classification									
1	SJUN	50	Peter O'FLAHERTY	Suzuki 650	1:39.958		75.632	6	7
2	SJUN	40	Wayne HALL	Suzuki 650 - ipass.ie	1:42.030	2.072	74.096	3	3
3	SJUN	43	Robbie LYALL	Kawasaki 650	1:42.350	2.392	73.864	3	4
4	SJUN	18	Vic ALLAN	Kawasaki 650	1:42.919	2.961	73.456	3	7
5	SJUN	32	Stephen McKEOWN	Suzuki 650 - DTR Tyres	1:43.254	3.296	73.218	7	7
6	SJUN	47	Davie BLACK	Suzuki 650 - John Hunter	1:44.108	4.150	72.617	3	4
7	SJUN	6	Neil VICARS	Suzuki 650	1:44.128	4.170	72.603	3	4
8	SJUN	41	Nige REA	Suzuki 650	1:44.145	4.187	72.591	3	4
9	SJUN	21	Roy SCOTT	Yamaha 400 - Knipe	1:45.594	5.636	71.595	3	4
10	SJUN	42	Brian LOUGHLIN	Suzuki 650	1:46.023	6.065	71.305	3	4
11	SJUN	38	Derek WILKIE	Kawasaki 400	1:46.888	6.930	70.728	3	4
12	SJUN	9	Gavin LUPTON	Honda 400	1:46.932	6.974	70.699	3	4
13	SJUN	22	Rikki McGOVERN	Honda 400	1:47.272	7.314	70.475	3	4
14	SJUN	24	Bryan ALLAN	Honda 250	1:47.989	8.031	70.007	2	6
15	SJUN	22	Richard FORD	Kawasaki 400 - RMKD	1:51.163	11.205	68.008	2	4
16	SJUN	2	John McCANN	Suzuki 650 - bestbikesarmagh.com	1:52.971	13.013	66.920	3	7
17	SJUN	17	Paul HEDISON	Honda 250	1:55.881	15.923	65.239	1	4
18	SJUN	16	Roy BEATTIE	Kawasaki 400	1:57.388	17.430	64.402	3	4
19	SJUN	52	Michael THOMAS	Honda 400	2:04.228	24.270	60.856	5	6

Provisional result to be confirmed by the Stewards of the Meeting subject to completion of technical inspections & the time limit for protests

Page 1 / 1

Circuit	Orritor	Signed		Organising Club	Cookstown & District MCC
Length(miles)	2.1000		Chief Timekeeper	Qualifying Started	13:45
Weather	Cloudy, 13°C, 36%RH	Issued At:	14:36		
Track	Dry, 20°C				



Qualifying Classification

Position

1 **50 Peter O'FLAHERTY**

Behind

Best Time **1:39.958** Best Speed **75.632** On **6** Gp **a**

Lap	Elapsed Time	Lap Time	Lap Speed
1	2:01.301	2:01.301	62.324
2	3:46.310	1:45.009	71.994
3	5:27.028	1:40.718	75.061
4	7:48.344	2:21.316	53.497
5	45:47.471	37:59.127	3.317
6	47:27.429	1:39.958	75.632
7	49:08.110	1:40.681	75.089

2 **40 Wayne HALL**

Behind **2.072**

Best Time **1:42.030** Best Speed **74.096** On **3** Gp **a**

Lap	Elapsed Time	Lap Time	Lap Speed
1	1:45.314	1:45.314	71.785
2	3:29.618	1:44.304	72.480
3	5:11.648	1:42.030	74.096

3 **43 Robbie LYALL**

Behind **2.392**

Best Time **1:42.350** Best Speed **73.864** On **3** Gp **a**

Lap	Elapsed Time	Lap Time	Lap Speed
1	1:59.521	1:59.521	63.252
2	3:44.422	1:44.901	72.068
3	5:26.772	1:42.350	73.864
4	7:26.298	1:59.526	63.250

4 **18 Vic ALLAN**

Behind **2.961**

Best Time **1:42.919** Best Speed **73.456** On **3** Gp **a**

Lap	Elapsed Time	Lap Time	Lap Speed
1	1:50.320	1:50.320	68.528
2	3:33.968	1:43.648	72.939
3	5:16.887	1:42.919	73.456
4	7:10.468	1:53.581	66.560
5	46:26.526	39:16.058	3.209
6	48:11.052	1:44.526	72.327
7	49:56.490	1:45.438	71.701

Qualifying Classification

Position

5 **32 Stephen McKEOWN**

Behind **3.296**

Best Time **1:43.254** Best Speed **73.218** On **7** Gp **a**

Lap	Elapsed Time	Lap Time	Lap Speed
1	1:52.445	1:52.445	67.233
2	3:37.810	1:45.365	71.751
3	5:23.997	1:46.187	71.195
4	7:32.846	2:08.849	58.673
5	45:51.133	38:18.287	3.289
6	47:34.482	1:43.349	73.150
7	49:17.736	1:43.254	73.218

6 **47 Davie BLACK**

Behind **4.150**

Best Time **1:44.108** Best Speed **72.617** On **3** Gp **a**

Lap	Elapsed Time	Lap Time	Lap Speed
1	1:44.854	1:44.854	72.100
2	3:29.198	1:44.344	72.453
3	5:13.306	1:44.108	72.617
4	7:07.352	1:54.046	66.289

7 **6 Neil VICARS**

Behind **4.170**

Best Time **1:44.128** Best Speed **72.603** On **3** Gp **a**

Lap	Elapsed Time	Lap Time	Lap Speed
1	1:53.444	1:53.444	66.641
2	3:39.985	1:46.541	70.959
3	5:24.113	1:44.128	72.603
4	7:28.355	2:04.242	60.849

8 **41 Nige REA**

Behind **4.187**

Best Time **1:44.145** Best Speed **72.591** On **3** Gp **a**

Lap	Elapsed Time	Lap Time	Lap Speed
1	1:57.530	1:57.530	64.324
2	3:42.533	1:45.003	71.998
3	5:26.678	1:44.145	72.591
4	7:50.711	2:24.033	52.488

KDM Hire Cookstown 100

JUNIOR SUPPORT

Group A Qualifying

Friday, 27 April 2012

DETAILED RESULT



Qualifying Classification

Position

9 21 Roy SCOTT

Behind 5.636

Best Time 1:45.594 Best Speed 71.595 On 3 Gp a

Lap	Elapsed Time	Lap Time	Lap Speed
1	1:51.622	1:51.622	67.729
2	3:40.941	1:49.319	69.155
3	5:26.535	1:45.594	71.595
4	7:49.593	2:23.058	52.846

10 42 Brian LOUGHLIN

Behind 6.065

Best Time 1:46.023 Best Speed 71.305 On 3 Gp a

Lap	Elapsed Time	Lap Time	Lap Speed
1	2:10.511	2:10.511	57.926
2	4:00.495	1:49.984	68.737
3	5:46.518	1:46.023	71.305
4	8:06.845	2:20.327	53.874

11 38 Derek WILKIE

Behind 6.930

Best Time 1:46.888 Best Speed 70.728 On 3 Gp a

Lap	Elapsed Time	Lap Time	Lap Speed
1	1:57.110	1:57.110	64.555
2	3:46.082	1:48.972	69.376
3	5:32.970	1:46.888	70.728
4	7:53.028	2:20.058	53.978

12 9 Gavin LUPTON

Behind 6.974

Best Time 1:46.932 Best Speed 70.699 On 3 Gp a

Lap	Elapsed Time	Lap Time	Lap Speed
1	2:00.475	2:00.475	62.752
2	3:50.196	1:49.721	68.902
3	5:37.128	1:46.932	70.699
4	7:56.044	2:18.916	54.421

13 22 Rikki McGOVERN

Behind 7.314

Best Time 1:47.272 Best Speed 70.475 On 3 Gp a

Lap	Elapsed Time	Lap Time	Lap Speed
1	1:47.999	1:47.999	70.001
2	3:36.141	1:48.142	69.908
3	5:23.413	1:47.272	70.475
4	7:34.753	2:11.340	57.561

Qualifying Classification

Position

14 24 Bryan ALLAN

Behind 8.031

Best Time 1:47.989 Best Speed 70.007 On 2 Gp a

Lap	Elapsed Time	Lap Time	Lap Speed
1	2:18.096	2:18.096	54.745
2	4:06.085	1:47.989	70.007
3	5:54.194	1:48.109	69.929
4	8:08.244	2:14.050	56.397
5	46:00.449	37:52.205	3.327
6	47:48.580	1:48.131	69.915

15 22 Richard FORD

Behind 11.205

Best Time 1:51.163 Best Speed 68.008 On 2 Gp a

Lap	Elapsed Time	Lap Time	Lap Speed
1	2:13.085	2:13.085	56.806
2	4:04.248	1:51.163	68.008
3	5:55.432	1:51.184	67.995
4	8:23.757	2:28.325	50.969

16 2 John McCANN

Behind 13.013

Best Time 1:52.971 Best Speed 66.920 On 3 Gp a

Lap	Elapsed Time	Lap Time	Lap Speed
1	1:53.243	1:53.243	66.759
2	3:49.272	1:56.029	65.156
3	5:42.243	1:52.971	66.920
4	8:04.121	2:21.878	53.285
5	45:59.337	37:55.216	3.323
6	47:54.274	1:54.937	65.775
7	49:47.475	1:53.201	66.784

17 17 Paul HEDISON

Behind 15.923

Best Time 1:55.881 Best Speed 65.239 On 1 Gp a

Lap	Elapsed Time	Lap Time	Lap Speed
1	1:55.881	1:55.881	65.239
2	3:56.948	2:01.067	62.445
3	5:53.977	1:57.029	64.599
4	8:08.794	2:14.817	56.076

KDM Hire Cookstown 100

JUNIOR SUPPORT

Group A Qualifying

Friday, 27 April 2012

DETAILED RESULT



Qualifying Classification

Position

18 16 Roy BEATTIE

Behind 17.430

Best Time 1:57.388 Best Speed 64.402 On 3 Gp a

Lap	Elapsed Time	Lap Time	Lap Speed
1	2:02.469	2:02.469	61.730
2	4:01.585	1:59.116	63.468
3	5:58.973	1:57.388	64.402
4	9:00.677	3:01.704	41.606

19 52 Michael THOMAS

Behind 24.270

Best Time 2:04.228 Best Speed 60.856 On 5 Gp a

Lap	Elapsed Time	Lap Time	Lap Speed
1	2:23.843	2:23.843	52.557
2	4:32.194	2:08.351	58.901
3	6:41.684	2:09.490	58.383
4	46:19.337	39:37.653	3.180
5	48:23.565	2:04.228	60.856
6	50:38.655	2:15.090	55.963

KDM Hire Cookstown 100




JUNIOR SUPPORT Group B Qualifying Friday, 27 April 2012

Pos	Class	No	Name	Machine / Sponsor	----- Best Lap -----			On	Laps
					Time	Behind	Speed		
Qualifying Classification									
1	SJUN	100	Josh TRIGWELL	Kawasaki 650 - McKinsty Racing	1:40.048		75.564	6	6
2	SJUN	97	William HARA	Suzuki 650 - Spotless	1:41.407	1.359	74.551	5	5
3	SJUN	174	Rodney PATTON	Suzuki 650 - Patton Racing	1:42.317	2.269	73.888	4	6
4	SJUN	77	Mark SHIELS	Kawasaki 650	1:42.600	2.552	73.684	5	5
5	SJUN	69	Ronnie SCOTT	Kawasaki 650	1:42.964	2.916	73.424	5	6
6	SJUN	117	Alastair BAYLEY	Honda 400 - ABR Moto	1:42.975	2.927	73.416	5	6
7	SJUN	30	Aron HATCH	Suzuki 650 - Mongey Transport	1:43.465	3.417	73.068	5	6
8	SJUN	155	Scott CAMPBELL	Suzuki 650	1:43.839	3.791	72.805	5	5
9	SJUN	70	Peter WHITESIDE	Kawasaki 650	1:44.050	4.002	72.657	4	5
10	SJUN	125	Nigel HOWARD	Suzuki 650	1:44.972	4.924	72.019	4	5
11	SJUN	95	Robert GORDON	Honda 400	1:45.354	5.306	71.758	5	5
12	SJUN	118	Tommy HEAPHY	Suzuki 650	1:45.521	5.473	71.645	5	5
13	SJUN	168	Noel MURPHY	Kawasaki 650	1:45.692	5.644	71.529	5	6
14	SJUN	59	Anthony AMBLER	Suzuki 650	1:45.696	5.648	71.526	4	6
15	SJUN	54	Johnny McCAY	Kawasaki 400	1:45.792	5.744	71.461	4	5
16	SJUN	106	Bernard DALY	Honda 400 - DDRRSC	1:45.977	5.929	71.336	5	5
17	SJUN	153	Noel BERTRAM	Suzuki 650	1:46.335	6.287	71.096	3	3
18	SJUN	49	Stephen DAVISON	Suzuki 650	1:49.386	9.338	69.113	5	5
19	SJUN	92	Michael LARKIN	Suzuki 650	1:50.138	10.090	68.641	5	5
20	SJUN	88	Brendan FLYNN	Suzuki 650	1:50.188	10.140	68.610	4	5
21	SJUN	63	Thomas HOGG	Suzuki 650	1:51.970	11.922	67.518	5	5
22	SJUN	56	Derek SCUFFIL	Kawasaki 400	1:52.504	12.456	67.198	5	5
23	SJUN	61	Roy McLARNON	Suzuki 650	1:53.303	13.255	66.724	5	5
24	SJUN	81	Julian KIRK	Kawasaki 650	1:55.227	15.179	65.610	1	2
25	SJUN	57	Yvonne MONTGOMERY	Kawasaki 400	1:55.402	15.354	65.510	5	5

Provisional result to be confirmed by the Stewards of the Meeting subject to completion of technical inspections & the time limit for protests

Page 1 / 1

Circuit	Orritor	Signed		Organising Club	Cookstown & District MCC
Length(miles)	2.1000		Chief Timekeeper	Qualifying Started	14:13
Weather	Sunny, 14°C, 34%RH	Issued At:	14:25		
Track	Dry, 21°C				

KDM Hire Cookstown 100

JUNIOR SUPPORT

Group B Qualifying

Friday, 27 April 2012

DETAILED RESULT



Qualifying Classification

Position

1 100 Josh TRIGWELL

Behind

Best Time **1:40.048** Best Speed **75.564** On **6** Gp **a**

Lap	Elapsed Time	Lap Time	Lap Speed
1	2:16.045	2:16.045	55.570
2	4:02.169	1:46.124	71.237
3	5:45.042	1:42.873	73.489
4	7:25.946	1:40.904	74.923
5	9:07.895	1:41.949	74.155
6	10:47.943	1:40.048	75.564

2 97 William HARA

Behind **1.359**

Best Time **1:41.407** Best Speed **74.551** On **5** Gp **a**

Lap	Elapsed Time	Lap Time	Lap Speed
1	2:20.652	2:20.652	53.750
2	4:08.353	1:47.701	70.194
3	5:52.165	1:43.812	72.824
4	7:35.993	1:43.828	72.813
5	9:17.400	1:41.407	74.551

3 174 Rodney PATTON

Behind **2.269**

Best Time **1:42.317** Best Speed **73.888** On **4** Gp **a**

Lap	Elapsed Time	Lap Time	Lap Speed
1	2:09.848	2:09.848	58.222
2	3:54.959	1:45.111	71.924
3	5:37.840	1:42.881	73.483
4	7:20.157	1:42.317	73.888
5	9:03.723	1:43.566	72.997
6	10:56.575	1:52.852	66.990

4 77 Mark SHIELS

Behind **2.552**

Best Time **1:42.600** Best Speed **73.684** On **5** Gp **a**

Lap	Elapsed Time	Lap Time	Lap Speed
1	2:18.810	2:18.810	54.463
2	4:05.403	1:46.593	70.924
3	5:49.615	1:44.212	72.544
4	7:34.274	1:44.659	72.235
5	9:16.874	1:42.600	73.684

Qualifying Classification

Position

5 69 Ronnie SCOTT

Behind **2.916**

Best Time **1:42.964** Best Speed **73.424** On **5** Gp **a**

Lap	Elapsed Time	Lap Time	Lap Speed
1	2:00.271	2:00.271	62.858
2	3:46.785	1:46.514	70.977
3	5:31.020	1:44.235	72.528
4	7:14.035	1:43.015	73.387
5	8:56.999	1:42.964	73.424
6	10:54.440	1:57.441	64.373

6 117 Alastair BAYLEY

Behind **2.927**

Best Time **1:42.975** Best Speed **73.416** On **5** Gp **a**

Lap	Elapsed Time	Lap Time	Lap Speed
1	2:05.601	2:05.601	60.191
2	3:54.665	1:49.064	69.317
3	5:40.542	1:45.877	71.404
4	7:24.752	1:44.210	72.546
5	9:07.727	1:42.975	73.416
6	11:03.480	1:55.753	65.311

7 30 Aron HATCH

Behind **3.417**

Best Time **1:43.465** Best Speed **73.068** On **5** Gp **a**

Lap	Elapsed Time	Lap Time	Lap Speed
1	2:01.980	2:01.980	61.977
2	3:51.583	1:49.603	68.976
3	5:36.950	1:45.367	71.749
4	7:23.922	1:46.972	70.673
5	9:07.387	1:43.465	73.068
6	11:05.827	1:58.440	63.830

8 155 Scott CAMPBELL

Behind **3.791**

Best Time **1:43.839** Best Speed **72.805** On **5** Gp **a**

Lap	Elapsed Time	Lap Time	Lap Speed
1	2:12.956	2:12.956	56.861
2	4:04.760	1:51.804	67.618
3	5:50.827	1:46.067	71.276
4	7:35.699	1:44.872	72.088
5	9:19.538	1:43.839	72.805

KDM Hire Cookstown 100

JUNIOR SUPPORT

Group B Qualifying

Friday, 27 April 2012

DETAILED RESULT



Qualifying Classification

Position

9 70 Peter WHITESIDE

Behind 4.002

Best Time 1:44.050 Best Speed 72.657 On 4 Gp a

Lap	Elapsed Time	Lap Time	Lap Speed
1	2:22.202	2:22.202	53.164
2	4:14.508	1:52.306	67.316
3	6:00.249	1:45.741	71.495
4	7:44.299	1:44.050	72.657
5	9:28.757	1:44.458	72.374

10 125 Nigel HOWARD

Behind 4.924

Best Time 1:44.972 Best Speed 72.019 On 4 Gp a

Lap	Elapsed Time	Lap Time	Lap Speed
1	2:13.242	2:13.242	56.739
2	4:05.000	1:51.758	67.646
3	5:51.781	1:46.781	70.799
4	7:36.753	1:44.972	72.019
5	9:22.239	1:45.486	71.668

11 95 Robert GORDON

Behind 5.306

Best Time 1:45.354 Best Speed 71.758 On 5 Gp a

Lap	Elapsed Time	Lap Time	Lap Speed
1	2:03.010	2:03.010	61.458
2	3:53.436	1:50.426	68.462
3	5:39.843	1:46.407	71.048
4	7:25.660	1:45.817	71.444
5	9:11.014	1:45.354	71.758

12 118 Tommy HEAPHY

Behind 5.473

Best Time 1:45.521 Best Speed 71.645 On 5 Gp a

Lap	Elapsed Time	Lap Time	Lap Speed
1	2:01.389	2:01.389	62.279
2	3:54.072	1:52.683	67.091
3	5:43.159	1:49.087	69.302
4	7:29.149	1:45.990	71.327
5	9:14.670	1:45.521	71.645

Qualifying Classification

Position

13 168 Noel MURPHY

Behind 5.644

Best Time 1:45.692 Best Speed 71.529 On 5 Gp a

Lap	Elapsed Time	Lap Time	Lap Speed
1	1:59.402	1:59.402	63.316
2	3:49.272	1:49.870	68.809
3	5:36.825	1:47.553	70.291
4	7:23.677	1:46.852	70.752
5	9:09.369	1:45.692	71.529
6	11:00.560	1:51.191	67.991

14 59 Anthony AMBLER

Behind 5.648

Best Time 1:45.696 Best Speed 71.526 On 4 Gp a

Lap	Elapsed Time	Lap Time	Lap Speed
1	2:00.585	2:00.585	62.694
2	3:53.051	1:52.466	67.220
3	5:38.771	1:45.720	71.510
4	7:24.467	1:45.696	71.526
5	9:10.474	1:46.007	71.316
6	11:11.578	2:01.104	62.426

15 54 Johnny McCAY

Behind 5.744

Best Time 1:45.792 Best Speed 71.461 On 4 Gp a

Lap	Elapsed Time	Lap Time	Lap Speed
1	2:05.271	2:05.271	60.349
2	3:54.242	1:48.971	69.376
3	5:44.890	1:50.648	68.325
4	7:30.682	1:45.792	71.461
5	9:16.504	1:45.822	71.441

16 106 Bernard DALY

Behind 5.929

Best Time 1:45.977 Best Speed 71.336 On 5 Gp a

Lap	Elapsed Time	Lap Time	Lap Speed
1	2:11.365	2:11.365	57.550
2	4:04.361	1:52.996	66.905
3	5:54.989	1:50.628	68.337
4	7:42.649	1:47.660	70.221
5	9:28.626	1:45.977	71.336

KDM Hire Cookstown 100

JUNIOR SUPPORT

Group B Qualifying

Friday, 27 April 2012

DETAILED RESULT



Qualifying Classification

Position

17 153 Noel BERTRAM

Behind 6.287

Best Time 1:46.335 Best Speed 71.096 On 3 Gp a

Lap	Elapsed Time	Lap Time	Lap Speed
1	2:20.350	2:20.350	53.865
2	4:13.445	1:53.095	66.846
3	5:59.780	1:46.335	71.096

18 49 Stephen DAVISON

Behind 9.338

Best Time 1:49.386 Best Speed 69.113 On 5 Gp a

Lap	Elapsed Time	Lap Time	Lap Speed
1	2:12.834	2:12.834	56.913
2	4:07.538	1:54.704	65.909
3	5:58.314	1:50.776	68.246
4	7:48.453	1:50.139	68.641
5	9:37.839	1:49.386	69.113

19 92 Michael LARKIN

Behind 10.090

Best Time 1:50.138 Best Speed 68.641 On 5 Gp a

Lap	Elapsed Time	Lap Time	Lap Speed
1	2:23.858	2:23.858	52.552
2	4:21.446	1:57.588	64.292
3	6:13.214	1:51.768	67.640
4	8:03.465	1:50.251	68.571
5	9:53.603	1:50.138	68.641

20 88 Brendan FLYNN

Behind 10.140

Best Time 1:50.188 Best Speed 68.610 On 4 Gp a

Lap	Elapsed Time	Lap Time	Lap Speed
1	1:59.259	1:59.259	63.391
2	3:52.775	1:53.516	66.599
3	5:44.738	1:51.963	67.522
4	7:34.926	1:50.188	68.610
5	9:26.214	1:51.288	67.932

Qualifying Classification

Position

21 63 Thomas HOGG

Behind 11.922

Best Time 1:51.970 Best Speed 67.518 On 5 Gp a

Lap	Elapsed Time	Lap Time	Lap Speed
1	2:27.887	2:27.887	51.120
2	4:24.858	1:56.971	64.631
3	6:20.805	1:55.947	65.202
4	8:14.197	1:53.392	66.671
5	10:06.167	1:51.970	67.518

22 56 Derek SCUFFIL

Behind 12.456

Best Time 1:52.504 Best Speed 67.198 On 5 Gp a

Lap	Elapsed Time	Lap Time	Lap Speed
1	2:18.113	2:18.113	54.738
2	4:17.811	1:59.698	63.159
3	6:12.197	1:54.386	66.092
4	8:05.760	1:53.563	66.571
5	9:58.264	1:52.504	67.198

23 61 Roy McLARNON

Behind 13.255

Best Time 1:53.303 Best Speed 66.724 On 5 Gp a

Lap	Elapsed Time	Lap Time	Lap Speed
1	2:17.611	2:17.611	54.937
2	4:17.531	1:59.920	63.042
3	6:14.964	1:57.433	64.377
4	8:10.707	1:55.743	65.317
5	10:04.010	1:53.303	66.724

24 81 Julian KIRK

Behind 15.179

Best Time 1:55.227 Best Speed 65.610 On 1 Gp a

Lap	Elapsed Time	Lap Time	Lap Speed
1	1:55.227	1:55.227	65.610
2	5:30.757	3:35.530	35.076

25 57 Yvonne MONTGOMERY

Behind 15.354

Best Time 1:55.402 Best Speed 65.510 On 5 Gp a

Lap	Elapsed Time	Lap Time	Lap Speed
1	2:22.083	2:22.083	53.208
2	4:20.992	1:58.909	63.578
3	6:17.185	1:56.193	65.064
4	8:13.813	1:56.628	64.821
5	10:09.215	1:55.402	65.510

KDM Hire Cookstown 100


JUNIOR SUPPORT Combined Qualifying



-----Best Time / Qual Laps-----							Overall Best Time / Speed / Total Qual Laps		
Pos	Class	No	Name	Session A	Session B	Session C	Session D		
1	SJUN	50	Peter O'FLAHERTY	1:39.958	-----	-----	-----	1:39.958	75.632
2	SJUN	100	Josh TRIGWELL	-----	1:40.048	-----	-----	1:40.048	75.564
3	SJUN	97	William HARA	-----	1:41.407	-----	-----	1:41.407	74.551
4	SJUN	40	Wayne HALL	1:42.030	-----	-----	-----	1:42.030	74.096
5	SJUN	174	Rodney PATTON	-----	1:42.317	-----	-----	1:42.317	73.888
6	SJUN	43	Robbie LYALL	1:42.350	-----	-----	-----	1:42.350	73.864
7	SJUN	77	Mark SHIELS	-----	1:42.600	-----	-----	1:42.600	73.684
8	SJUN	18	Vic ALLAN	1:42.919	-----	-----	-----	1:42.919	73.456
9	SJUN	69	Ronnie SCOTT	-----	1:42.964	-----	-----	1:42.964	73.424
10	SJUN	117	Alastair BAYLEY	-----	1:42.975	-----	-----	1:42.975	73.416
11	SJUN	32	Stephen McKEOWN	1:43.254	-----	-----	-----	1:43.254	73.218
12	SJUN	30	Aron HATCH	-----	1:43.465	-----	-----	1:43.465	73.068
13	SJUN	155	Scott CAMPBELL	-----	1:43.839	-----	-----	1:43.839	72.805
14	SJUN	70	Peter WHITESIDE	-----	1:44.050	-----	-----	1:44.050	72.657
15	SJUN	47	Davie BLACK	1:44.108	-----	-----	-----	1:44.108	72.617
16	SJUN	6	Neil VICARS	1:44.128	-----	-----	-----	1:44.128	72.603
17	SJUN	41	Nige REA	1:44.145	-----	-----	-----	1:44.145	72.591
18	SJUN	125	Nigel HOWARD	-----	1:44.972	-----	-----	1:44.972	72.019
19	SJUN	95	Robert GORDON	-----	1:45.354	-----	-----	1:45.354	71.758
20	SJUN	118	Tommy HEAPHY	-----	1:45.521	-----	-----	1:45.521	71.645
21	SJUN	21	Roy SCOTT	1:45.594	-----	-----	-----	1:45.594	71.595
22	SJUN	168	Noel MURPHY	-----	1:45.692	-----	-----	1:45.692	71.529
23	SJUN	59	Anthony AMBLER	-----	1:45.696	-----	-----	1:45.696	71.526
24	SJUN	54	Johnny McCAY	-----	1:45.792	-----	-----	1:45.792	71.461
25	SJUN	106	Bernard DALY	-----	1:45.977	-----	-----	1:45.977	71.336
26	SJUN	42	Brian LOUGHLIN	1:46.023	-----	-----	-----	1:46.023	71.305
27	SJUN	153	Noel BERTRAM	-----	1:46.335	-----	-----	1:46.335	71.096
28	SJUN	38	Derek WILKIE	1:46.888	-----	-----	-----	1:46.888	70.728
29	SJUN	9	Gavin LUPTON	1:46.932	-----	-----	-----	1:46.932	70.699
30	SJUN	22	Rikki McGOVERN	1:47.272	-----	-----	-----	1:47.272	70.475
31	SJUN	24	Bryan ALLAN	1:47.989	-----	-----	-----	1:47.989	70.007
32	SJUN	49	Stephen DAVISON	-----	1:49.386	-----	-----	1:49.386	69.113
33	SJUN	92	Michael LARKIN	-----	1:50.138	-----	-----	1:50.138	68.641
34	SJUN	88	Brendan FLYNN	-----	1:50.188	-----	-----	1:50.188	68.610
35	SJUN	22	Richard FORD	1:51.163	-----	-----	-----	1:51.163	68.008
36	SJUN	63	Thomas HOGG	-----	1:51.970	-----	-----	1:51.970	67.518
37	SJUN	56	Derek SCUFFIL	-----	1:52.504	-----	-----	1:52.504	67.198
38	SJUN	2	John McCANN	1:52.971	-----	-----	-----	1:52.971	66.920
39	SJUN	61	Roy McLARNON	-----	1:53.303	-----	-----	1:53.303	66.724
40	SJUN	81	Julian KIRK	-----	1:55.227	-----	-----	1:55.227	65.610
41	SJUN	57	Yvonne MONTGOMERY	-----	1:55.402	-----	-----	1:55.402	65.510
42	SJUN	17	Paul HEDISON	1:55.881	-----	-----	-----	1:55.881	65.239
43	SJUN	16	Roy BEATTIE	1:57.388	-----	-----	-----	1:57.388	64.402
44	SJUN	52	Michael THOMAS	2:04.228	-----	-----	-----	2:04.228	60.856

Provisional result to be confirmed by the Stewards of the Meeting subject to completion of technical inspections & the time limit for protests

Page 1 / 1

Circuit	Orritor	Signed	 Chief Timekeeper	Organising Club	Cookstown & District MCC
Length(miles)	2.1000	Issued At:			
Weather					
Track					



MCUI Ulster
Centre Timing
powered by
e-Laps timing software

www.elaps-timing.com



KDM HIRE COOKSTOWN 100

JUNIOR SUPPORT

Orritor 2.100 Miles


R5: Cookstown Caravans Junior Support A

28/04/2012 10:55

Race (7 Laps)

RACE 5 - JUNIOR SUPPORT A

11	168 A	59 B	
10	95 A	118 B	21 C
9	6 A	41 B	125 C
8			
7	70 A	47 B	
6	32 A	30 B	155 C
5	18 A	69 B	117 C
4			
3	77 A		
2	40 A	174 B	43 C
1	50 A POLE POSITION	100 B	97 C



KDM HIRE COOKSTOWN 100

JUNIOR SUPPORT

Orritor 2.100 Miles

R1: Greenvale Hotel Junior Support B

27/04/2012 19:00

Race (6 Laps)

RACE 1 - JUNIOR SUPPORT B

10	17 A	16 B	52 C	
9	61 A	81 B	57 C	C
8				
7	56 A	2 B		
6	88 A	12 B	63 C	
5	24 A	49 B	92 C	B
4				
3	22 A			
2	153 A	38 B	9 C	
1	54 A POLE POSITION	106 B	42 C	A



KDM Hire Cookstown 100

JUNIOR SUPPORT

Race 1 - Cookstown Caravans Junior Support B

Friday, 27 April 2012



Pos	Class	No	Name	Machine / Sponsor	Gp	Laps	Total Time	Behind	Speed	-----Best Lap-----		
										Time	Speed	On
Race Classification												
1	SJUN	22	Richard FORD	Kawasaki 400 - RMKD	b	5	8:51.117		71.171	1:44.223	72.537	5
2	SJUN	106	Bernard DALY	Honda 400 - DDRRSC	a	5	8:54.373	3.256	70.737	1:44.051	72.657	5
3	SJUN	54	Johnny McCAY	Kawasaki 400	a	5	8:54.853	3.736	70.674	1:44.109	72.616	5
4	SJUN	22	Rikki McGOVERN	Honda 400	a	5	8:55.679	4.562	70.565	1:43.985	72.703	4
5	SJUN	9	Gavin LUPTON	Honda 400	a	5	8:57.498	6.381	70.326	1:44.266	72.507	5
6	SJUN	42	Brian LOUGHLIN	Suzuki 650	a	5	8:58.325	7.208	70.218	1:44.612	72.267	5
7	SJUN	153	Noel BERTRAM	Suzuki 650	a	5	9:01.113	9.996	69.856	1:44.722	72.191	5
8	SJUN	38	Derek WILKIE	Kawasaki 400	a	5	9:03.400	12.283	69.562	1:45.981	71.334	4
9	SJUN	17	Paul HEDISON	Honda 250	c	5	9:12.759	21.642	68.384	1:45.518	71.647	3
10	SJUN	88	Brendan FLYNN	Suzuki 650	b	5	9:12.928	21.811	68.363	1:48.857	69.449	2
11	SJUN	63	Thomas HOGG	Suzuki 650	b	5	9:13.338	22.221	68.313	1:48.004	69.997	3
12	SJUN	81	Julian KIRK	Kawasaki 650	c	5	9:20.766	29.649	67.408	1:49.749	68.884	4
13	SJUN	2	John McCANN	Suzuki 650 - bestbikesarmagh.com	b	5	9:32.996	41.879	65.969	1:52.496	67.202	2
14	SJUN	57	Yvonne MONTGOMERY	Kawasaki 400	c	5	9:53.987	1:02.870	63.638	1:55.011	65.733	4
15	SJUN	49	Stephen DAVISON	Suzuki 650	b	5	10:15.849	1:24.732	61.379	1:46.754	70.817	1
16	SJUN	16	Roy BEATTIE	Kawasaki 400	c	5	10:26.144	1:35.027	60.369	2:01.802	62.068	5

Fastest Lap

SJUN	22	Rikki McGOVERN	Honda 400	a						1:43.985	72.703	4
------	----	----------------	-----------	---	--	--	--	--	--	----------	--------	---

Not Classified


DNF	SJUN	56	Derek SCUFFIL	Kawasaki 400	b	2	3:49.100	3 Laps	65.997	1:51.456	67.829	2
DNF	SJUN	92	Michael LARKIN	Suzuki 650	b	1	1:58.583	4 Laps	63.753	1:58.583	63.753	1

Announcements

Riders 49 & 61 - 1 minute penalty for jump start

Provisional result to be confirmed by the Stewards of the Meeting subject to completion of technical inspections & the time limit for protests

Page 1 / 1

Circuit	Orritor	Signed		Organising Club	Cookstown & District MCC
Length(miles)	2.1000		Chief Timekeeper	Race Started	20:07
Weather	Sunny, 8°C, 55%RH	Issued At:	09:32	Gp Time Diff - b 14.42 / c 28.24	
Track	Dry, 9°C				



MCUI Ulster
Centre Timing
powered by
e-Laps timing software

www.elaps-timing.com





JUNIOR SUPPORT

Race 1 - Cookstown Caravans Junior Support B

Friday, 27 April 2012

DETAILED RESULT

Race Classification

1 22 Richard FORD

Total Time **8:51.117** Avg Speed **71.171** Behind
Best Time **1:44.223** Best Speed **72.537** On **5** Gp **b**

Lap	Elapsed Time	Lap Time	Lap Speed
1	1:51.291	1:51.291	67.930
2	3:37.575	1:46.284	71.130
3	5:22.540	1:44.965	72.024
4	7:06.894	1:44.354	72.446
5	8:51.117	1:44.223	72.537

2 106 Bernard DALY

Total Time **8:54.373** Avg Speed **70.737** Behind **3.256**
Best Time **1:44.051** Best Speed **72.657** On **5** Gp **a**

Lap	Elapsed Time	Lap Time	Lap Speed
1	1:54.736	1:54.736	65.890
2	3:40.218	1:45.482	71.671
3	5:25.452	1:45.234	71.840
4	7:10.322	1:44.870	72.089
5	8:54.373	1:44.051	72.657

3 54 Johnny McCAY

Total Time **8:54.853** Avg Speed **70.674** Behind **3.736**
Best Time **1:44.109** Best Speed **72.616** On **5** Gp **a**

Lap	Elapsed Time	Lap Time	Lap Speed
1	1:53.897	1:53.897	66.376
2	3:40.977	1:47.080	70.601
3	5:26.362	1:45.385	71.737
4	7:10.744	1:44.382	72.426
5	8:54.853	1:44.109	72.616

4 22 Rikki McGOVERN

Total Time **8:55.679** Avg Speed **70.565** Behind **4.562**
Best Time **1:43.985** Best Speed **72.703** On **4** Gp **a**

Lap	Elapsed Time	Lap Time	Lap Speed
1	1:56.136	1:56.136	65.096
2	3:42.960	1:46.824	70.771
3	5:27.655	1:44.695	72.210
4	7:11.640	1:43.985	72.703
5	8:55.679	1:44.039	72.665

Race Classification

5 9 Gavin LUPTON

Total Time **8:57.498** Avg Speed **70.326** Behind **6.381**
Best Time **1:44.266** Best Speed **72.507** On **5** Gp **a**

Lap	Elapsed Time	Lap Time	Lap Speed
1	1:54.480	1:54.480	66.038
2	3:41.863	1:47.383	70.402
3	5:27.413	1:45.550	71.625
4	7:13.232	1:45.819	71.443
5	8:57.498	1:44.266	72.507

6 42 Brian LOUGHLIN

Total Time **8:58.325** Avg Speed **70.218** Behind **7.208**
Best Time **1:44.612** Best Speed **72.267** On **5** Gp **a**

Lap	Elapsed Time	Lap Time	Lap Speed
1	1:55.764	1:55.764	65.305
2	3:42.632	1:46.868	70.741
3	5:28.247	1:45.615	71.581
4	7:13.713	1:45.466	71.682
5	8:58.325	1:44.612	72.267

7 153 Noel BERTRAM

Total Time **9:01.113** Avg Speed **69.856** Behind **9.996**
Best Time **1:44.722** Best Speed **72.191** On **5** Gp **a**

Lap	Elapsed Time	Lap Time	Lap Speed
1	1:56.959	1:56.959	64.638
2	3:44.114	1:47.155	70.552
3	5:31.409	1:47.295	70.460
4	7:16.391	1:44.982	72.012
5	9:01.113	1:44.722	72.191

8 38 Derek WILKIE

Total Time **9:03.400** Avg Speed **69.562** Behind **12.283**
Best Time **1:45.981** Best Speed **71.334** On **4** Gp **a**

Lap	Elapsed Time	Lap Time	Lap Speed
1	1:56.533	1:56.533	64.874
2	3:43.861	1:47.328	70.438
3	5:30.185	1:46.324	71.103
4	7:16.166	1:45.981	71.334
5	9:03.400	1:47.234	70.500



MCUI Ulster
Centre Timing
powered by
e-Laps timing software

www.elaps-timing.com





JUNIOR SUPPORT

Race 1 - Cookstown Caravans Junior Support B

Friday, 27 April 2012

DETAILED RESULT

Race Classification

9 17 Paul HEDISON

Total Time **9:12.759** Avg Speed **68.384** Behind **21.642**
 Best Time **1:45.518** Best Speed **71.647** On **3** Gp **c**

Lap	Elapsed Time	Lap Time	Lap Speed
1	2:09.837	2:09.837	58.227
2	3:55.619	1:45.782	71.468
3	5:41.137	1:45.518	71.647
4	7:27.010	1:45.873	71.406
5	9:12.759	1:45.749	71.490

10 88 Brendan FLYNN

Total Time **9:12.928** Avg Speed **68.363** Behind **21.811**
 Best Time **1:48.857** Best Speed **69.449** On **2** Gp **b**

Lap	Elapsed Time	Lap Time	Lap Speed
1	1:53.167	1:53.167	66.804
2	3:42.024	1:48.857	69.449
3	5:31.555	1:49.531	69.022
4	7:23.105	1:51.550	67.772
5	9:12.928	1:49.823	68.838

11 63 Thomas HOGG

Total Time **9:13.338** Avg Speed **68.313** Behind **22.221**
 Best Time **1:48.004** Best Speed **69.997** On **3** Gp **b**

Lap	Elapsed Time	Lap Time	Lap Speed
1	1:58.181	1:58.181	63.970
2	3:47.037	1:48.856	69.450
3	5:35.041	1:48.004	69.997
4	7:23.435	1:48.394	69.746
5	9:13.338	1:49.903	68.788

12 81 Julian KIRK

Total Time **9:20.766** Avg Speed **67.408** Behind **29.649**
 Best Time **1:49.749** Best Speed **68.884** On **4** Gp **c**

Lap	Elapsed Time	Lap Time	Lap Speed
1	1:55.944	1:55.944	65.204
2	3:48.049	1:52.105	67.437
3	5:40.426	1:52.377	67.274
4	7:30.175	1:49.749	68.884
5	9:20.766	1:50.591	68.360

Race Classification

13 2 John McCANN

Total Time **9:32.996** Avg Speed **65.969** Behind **41.879**
 Best Time **1:52.496** Best Speed **67.202** On **2** Gp **b**

Lap	Elapsed Time	Lap Time	Lap Speed
1	1:59.164	1:59.164	63.442
2	3:51.660	1:52.496	67.202
3	5:45.081	1:53.421	66.654
4	7:40.137	1:55.056	65.707
5	9:32.996	1:52.859	66.986

14 57 Yvonne MONTGOMERY

Total Time **9:53.987** Avg Speed **63.638** Behind **1:02.870**
 Best Time **1:55.011** Best Speed **65.733** On **4** Gp **c**

Lap	Elapsed Time	Lap Time	Lap Speed
1	2:08.121	2:08.121	59.007
2	4:06.420	1:58.299	63.906
3	6:01.809	1:55.389	65.518
4	7:56.820	1:55.011	65.733
5	9:53.987	1:57.167	64.523

15 49 Stephen DAVISON

Total Time **10:15.849** Avg Speed **61.379** Behind **1:24.732**
 Best Time **1:46.754** Best Speed **70.817** On **1** Gp **b**

Lap	Elapsed Time	Lap Time	Lap Speed
1	1:46.754	1:46.754	70.817
2	3:38.980	1:52.226	67.364
3	5:30.440	1:51.460	67.827
4	7:22.777	1:52.337	67.298
5	9:15.849	1:53.072	66.860

16 16 Roy BEATTIE

Total Time **10:26.144** Avg Speed **60.369** Behind **1:35.027**
 Best Time **2:01.802** Best Speed **62.068** On **5** Gp **c**

Lap	Elapsed Time	Lap Time	Lap Speed
1	2:10.957	2:10.957	57.729
2	4:16.383	2:05.426	60.275
3	6:21.742	2:05.359	60.307
4	8:24.342	2:02.600	61.664
5	10:26.144	2:01.802	62.068

Not Classified



MCUI Ulster
Centre Timing
powered by
e-Laps timing software

www.elaps-timing.com




KDM Hire Cookstown 100

JUNIOR SUPPORT

Race 1 - Cookstown Caravans Junior Support B

Friday, 27 April 2012

DETAILED RESULT



Not Classified

DNF 56 Derek SCUFFIL

Total Time **3:49.100** Avg Speed **65.997** Behind **3 Laps**

Best Time **1:51.456** Best Speed **67.829** On **2** Gp **b**

Lap	Elapsed Time	Lap Time	Lap Speed
1	1:57.644	1:57.644	64.262
2	3:49.100	1:51.456	67.829

DNF 92 Michael LARKIN

Total Time **1:58.583** Avg Speed **63.753** Behind **4 Laps**

Best Time **1:58.583** Best Speed **63.753** On **1** Gp **b**


Lap	Elapsed Time	Lap Time	Lap Speed
1	1:58.583	1:58.583	63.753

KDM Hire Cookstown 100

JUNIOR SUPPORT

Race 1 - Cookstown Caravans Junior Support B

LAP CHART



1					3					5				
No	Name	G	Elapsed Time	Lap Time	No	Name	G	Elapsed Time	Lap Time	No	Name	G	Elapsed Time	Lap Time
49	Stephen DAVISON	b	1:46.754	1:46.754	22	Richard FORD	b	5:22.540	1:44.965	22	Richard FORD	b	8:51.117	1:44.223
22	Richard FORD	b	1:51.291	1:51.291	106	Bernard DALY	a	5:25.452	1:45.234	106	Bernard DALY	a	8:54.373	1:44.051
88	Brendan FLYNN	b	1:53.167	1:53.167	54	Johnny McCAY	a	5:26.362	1:45.385	54	Johnny McCAY	a	8:54.853	1:44.109
54	Johnny McCAY	a	1:53.897	1:53.897	9	Gavin LUPTON	a	5:27.413	1:45.550	22	Rikki McGOVERN	a	8:55.679	1:44.039
9	Gavin LUPTON	a	1:54.480	1:54.480	22	Rikki McGOVERN	a	5:27.655	1:44.695	9	Gavin LUPTON	a	8:57.498	1:44.266
106	Bernard DALY	a	1:54.736	1:54.736	42	Brian LOUGHLIN	a	5:28.247	1:45.615	42	Brian LOUGHLIN	a	8:58.325	1:44.612
42	Brian LOUGHLIN	a	1:55.764	1:55.764	38	Derek WILKIE	a	5:30.185	1:46.324	153	Noel BERTRAM	a	9:01.113	1:44.722
81	Julian KIRK	c	1:55.944	1:55.944	49	Stephen DAVISON	b	5:30.440	1:51.460	38	Derek WILKIE	a	9:03.400	1:47.234
22	Rikki McGOVERN	a	1:56.136	1:56.136	153	Noel BERTRAM	a	5:31.409	1:47.295	17	Paul HEDISON	c	9:12.759	1:45.749
38	Derek WILKIE	a	1:56.533	1:56.533	88	Brendan FLYNN	b	5:31.555	1:49.531	88	Brendan FLYNN	b	9:12.928	1:49.823
153	Noel BERTRAM	a	1:56.959	1:56.959	63	Thomas HOGG	b	5:35.041	1:48.004	63	Thomas HOGG	b	9:13.338	1:49.903
56	Derek SCUFFIL	b	1:57.644	1:57.644	81	Julian KIRK	c	5:40.426	1:52.377	49	Stephen DAVISON	b	9:15.849	1:53.072
63	Thomas HOGG	b	1:58.181	1:58.181	17	Paul HEDISON	c	5:41.137	1:45.518	81	Julian KIRK	c	9:20.766	1:50.591
92	Michael LARKIN	b	1:58.583	1:58.583	2	John McCANN	b	5:45.081	1:53.421	2	John McCANN	b	9:32.996	1:52.859
2	John McCANN	b	1:59.164	1:59.164	57	Yvonne MONTGOMERY	c	6:01.809	1:55.389	57	Yvonne MONTGOMERY	c	9:53.987	1:57.167
57	Yvonne MONTGOMERY	c	2:08.121	2:08.121	16	Roy BEATTIE	c	6:21.742	2:05.359	16	Roy BEATTIE	c	10:26.144	2:01.802
17	Paul HEDISON	c	2:09.837	2:09.837										
16	Roy BEATTIE	c	2:10.957	2:10.957	4									
No	Name	G	Elapsed Time	Lap Time	No	Name	G	Elapsed Time	Lap Time					
22	Richard FORD	b	3:37.575	1:46.284	22	Richard FORD	b	7:06.894	1:44.354					
49	Stephen DAVISON	b	3:38.980	1:52.226	106	Bernard DALY	a	7:10.322	1:44.870					
106	Bernard DALY	a	3:40.218	1:45.482	54	Johnny McCAY	a	7:10.744	1:44.382					
54	Johnny McCAY	a	3:40.977	1:47.080	22	Rikki McGOVERN	a	7:11.640	1:43.985					
9	Gavin LUPTON	a	3:41.863	1:47.383	9	Gavin LUPTON	a	7:13.232	1:45.819					
88	Brendan FLYNN	b	3:42.024	1:48.857	42	Brian LOUGHLIN	a	7:13.713	1:45.466					
42	Brian LOUGHLIN	a	3:42.632	1:46.868	38	Derek WILKIE	a	7:16.166	1:45.981					
22	Rikki McGOVERN	a	3:42.960	1:46.824	153	Noel BERTRAM	a	7:16.391	1:44.982					
38	Derek WILKIE	a	3:43.861	1:47.328	49	Stephen DAVISON	b	7:22.777	1:52.337					
153	Noel BERTRAM	a	3:44.114	1:47.155	88	Brendan FLYNN	b	7:23.105	1:51.550					
63	Thomas HOGG	b	3:47.037	1:48.856	63	Thomas HOGG	b	7:23.435	1:48.394					
81	Julian KIRK	c	3:48.049	1:52.105	17	Paul HEDISON	c	7:27.010	1:45.873					
56	Derek SCUFFIL	b	3:49.100	1:51.456	81	Julian KIRK	c	7:30.175	1:49.749					
2	John McCANN	b	3:51.660	1:52.496	2	John McCANN	b	7:40.137	1:55.056					
17	Paul HEDISON	c	3:55.619	1:45.782	57	Yvonne MONTGOMERY	c	7:56.820	1:55.011					
57	Yvonne MONTGOMERY	c	4:06.420	1:58.299	16	Roy BEATTIE	c	8:24.342	2:02.600					
16	Roy BEATTIE	c	4:16.383	2:05.426										

KDM Hire Cookstown 100

JUNIOR SUPPORT

Race 5 - Greenvale Hotel Junior Support A

Saturday, 28 April 2012



Pos	Class	No	Name	Machine / Sponsor	Gp	Laps	Total Time	Behind	Speed	-----Best Lap-----		
										Time	Speed	On

Race Classification


1	SJUN	155	Scott CAMPBELL	Suzuki 650	b	5	8:10.378		77.083	1:36.456	78.378	5
2	SJUN	50	Peter O'FLAHERTY	Suzuki 650	a	5	8:14.587	4.209	76.427	1:37.509	77.531	5
3	SJUN	43	Robbie LYALL	Kawasaki 650	a	5	8:17.789	7.411	75.936	1:38.092	77.071	2
4	SJUN	174	Rodney PATTON	Suzuki 650 - Patton Racing	a	5	8:17.991	7.613	75.905	1:37.535	77.511	4
5	SJUN	97	William HARA	Suzuki 650 - Spotless	a	5	8:19.538	9.160	75.670	1:37.491	77.546	4
6	SJUN	100	Josh TRIGWELL	Kawasaki 650 - McKinsty Racing	a	5	8:20.268	9.890	75.560	1:38.275	76.927	2
7	SJUN	117	Alastair BAYLEY	Honda 400 - ABR Moto	b	5	8:25.762	15.384	74.739	1:39.407	76.051	5
8	SJUN	70	Peter WHITESIDE	Kawasaki 650	b	5	8:30.218	19.840	74.086	1:39.515	75.968	4
9	SJUN	32	Stephen McKEOWN	Suzuki 650 - DTR Tyres	b	5	8:33.468	23.090	73.617	1:40.289	75.382	5
10	SJUN	30	Aron HATCH	Suzuki 650 - Mongey Transport	b	5	8:34.721	24.343	73.438	1:41.218	74.690	3
11	SJUN	47	Davie BLACK	Suzuki 650 - John Hunter	b	5	8:35.114	24.736	73.382	1:40.527	75.204	3
12	SJUN	69	Ronnie SCOTT	Kawasaki 650	b	5	8:39.755	29.377	72.727	1:41.466	74.508	2
13	SJUN	125	Nigel HOWARD	Suzuki 650	c	5	8:42.289	31.911	72.374	1:42.258	73.931	5
14	SJUN	118	Tommy HEAPHY	Suzuki 650	c	5	8:42.652	32.274	72.323	1:42.500	73.756	3
15	SJUN	21	Roy SCOTT	Yamaha 400 - Knipe	c	5	8:44.608	34.230	72.054	1:41.847	74.229	5
16	SJUN	168	Noel MURPHY	Kawasaki 650	c	5	8:45.482	35.104	71.934	1:42.631	73.662	5
17	SJUN	59	Anthony AMBLER	Suzuki 650	c	5	8:47.044	36.666	71.721	1:43.503	73.041	5
18	SJUN	95	Robert GORDON	Honda 400	c	5	8:47.331	36.953	71.682	1:43.280	73.199	3
19	SJUN	18	Vic ALLAN	Kawasaki 650	b	5	8:57.670	47.292	70.303	1:39.996	75.603	5

Fastest Lap

SJUN	155	Scott CAMPBELL	Suzuki 650	b						1:36.456	78.378	5
------	-----	----------------	------------	---	--	--	--	--	--	----------	--------	---

Provisional result to be confirmed by the Stewards of the Meeting subject to completion of technical inspections & the time limit for protests

Page 1 / 1

Circuit	Orritor	Signed		Organising Club	Cookstown & District MCC
Length(miles)	2.1000		Chief Timekeeper	Race Started	12:29
Weather	Cloudy, 9°C, 55%RH	Issued At:	12:40	Gp Time Diff - b 11.02 / c 24.66	
Track	Dry, 17°C				



MCUI Ulster
Centre Timing
powered by
e-Laps timing software

www.elaps-timing.com





Race Classification

1 155 Scott CAMPBELL

Total Time **8:10.378** Avg Speed **77.083** Behind
 Best Time **1:36.456** Best Speed **78.378** On **5** Gp **b**

Lap	Elapsed Time	Lap Time	Lap Speed
1	1:43.277	1:43.277	73.201
2	3:20.416	1:37.139	77.827
3	4:57.260	1:36.844	78.064
4	6:33.922	1:36.662	78.211
5	8:10.378	1:36.456	78.378

2 50 Peter O'FLAHERTY

Total Time **8:14.587** Avg Speed **76.427** Behind **4.209**
 Best Time **1:37.509** Best Speed **77.531** On **5** Gp **a**

Lap	Elapsed Time	Lap Time	Lap Speed
1	1:42.598	1:42.598	73.686
2	3:21.018	1:38.420	76.814
3	4:59.550	1:38.532	76.726
4	6:37.078	1:37.528	77.516
5	8:14.587	1:37.509	77.531

3 43 Robbie LYALL

Total Time **8:17.789** Avg Speed **75.936** Behind **7.411**
 Best Time **1:38.092** Best Speed **77.071** On **2** Gp **a**

Lap	Elapsed Time	Lap Time	Lap Speed
1	1:44.551	1:44.551	72.309
2	3:22.643	1:38.092	77.071
3	5:00.811	1:38.168	77.011
4	6:38.975	1:38.164	77.014
5	8:17.789	1:38.814	76.507

4 174 Rodney PATTON

Total Time **8:17.991** Avg Speed **75.905** Behind **7.613**
 Best Time **1:37.535** Best Speed **77.511** On **4** Gp **a**

Lap	Elapsed Time	Lap Time	Lap Speed
1	1:45.167	1:45.167	71.886
2	3:24.264	1:39.097	76.289
3	5:02.147	1:37.883	77.235
4	6:39.682	1:37.535	77.511
5	8:17.991	1:38.309	76.900

Race Classification

5 97 William HARA

Total Time **8:19.538** Avg Speed **75.670** Behind **9.160**
 Best Time **1:37.491** Best Speed **77.546** On **4** Gp **a**

Lap	Elapsed Time	Lap Time	Lap Speed
1	1:44.372	1:44.372	72.433
2	3:23.560	1:39.188	76.219
3	5:01.851	1:38.291	76.914
4	6:39.342	1:37.491	77.546
5	8:19.538	1:40.196	75.452

6 100 Josh TRIGWELL

Total Time **8:20.268** Avg Speed **75.560** Behind **9.890**
 Best Time **1:38.275** Best Speed **76.927** On **2** Gp **a**

Lap	Elapsed Time	Lap Time	Lap Speed
1	1:42.182	1:42.182	73.986
2	3:20.457	1:38.275	76.927
3	4:59.366	1:38.909	76.434
4	6:38.545	1:39.179	76.226
5	8:20.268	1:41.723	74.319

7 117 Alastair BAYLEY

Total Time **8:25.762** Avg Speed **74.739** Behind **15.384**
 Best Time **1:39.407** Best Speed **76.051** On **5** Gp **b**


Lap	Elapsed Time	Lap Time	Lap Speed
1	1:46.874	1:46.874	70.738
2	3:27.200	1:40.326	75.354
3	5:06.690	1:39.490	75.988
4	6:46.355	1:39.665	75.854
5	8:25.762	1:39.407	76.051

8 70 Peter WHITESIDE

Total Time **8:30.218** Avg Speed **74.086** Behind **19.840**
 Best Time **1:39.515** Best Speed **75.968** On **4** Gp **b**

Lap	Elapsed Time	Lap Time	Lap Speed
1	1:48.604	1:48.604	69.611
2	3:30.015	1:41.411	74.548
3	5:10.479	1:40.464	75.251
4	6:49.994	1:39.515	75.968
5	8:30.218	1:40.224	75.431





JUNIOR SUPPORT

Race 5 - Greenvale Hotel Junior Support A

Saturday, 28 April 2012

DETAILED RESULT

Race Classification

9 32 Stephen McKEOWN

Total Time **8:33.468** Avg Speed **73.617** Behind **23.090**
 Best Time **1:40.289** Best Speed **75.382** On **5** Gp **b**

Lap	Elapsed Time	Lap Time	Lap Speed
1	1:48.402	1:48.402	69.740
2	3:30.368	1:41.966	74.142
3	5:10.665	1:40.297	75.376
4	6:53.179	1:42.514	73.746
5	8:33.468	1:40.289	75.382

Race Classification

13 125 Nigel HOWARD

Total Time **8:42.289** Avg Speed **72.374** Behind **31.911**
 Best Time **1:42.258** Best Speed **73.931** On **5** Gp **c**

Lap	Elapsed Time	Lap Time	Lap Speed
1	1:49.709	1:49.709	68.910
2	3:33.144	1:43.435	73.089
3	5:15.827	1:42.683	73.625
4	7:00.031	1:44.204	72.550
5	8:42.289	1:42.258	73.931

10 30 Aron HATCH

Total Time **8:34.721** Avg Speed **73.438** Behind **24.343**
 Best Time **1:41.218** Best Speed **74.690** On **3** Gp **b**

Lap	Elapsed Time	Lap Time	Lap Speed
1	1:47.633	1:47.633	70.239
2	3:29.194	1:41.561	74.438
3	5:10.412	1:41.218	74.690
4	6:52.969	1:42.557	73.715
5	8:34.721	1:41.752	74.298

14 118 Tommy HEAPHY

Total Time **8:42.652** Avg Speed **72.323** Behind **32.274**
 Best Time **1:42.500** Best Speed **73.756** On **3** Gp **c**

Lap	Elapsed Time	Lap Time	Lap Speed
1	1:49.402	1:49.402	69.103
2	3:32.369	1:42.967	73.422
3	5:14.869	1:42.500	73.756
4	6:59.804	1:44.935	72.045
5	8:42.652	1:42.848	73.507

11 47 Davie BLACK

Total Time **8:35.114** Avg Speed **73.382** Behind **24.736**
 Best Time **1:40.527** Best Speed **75.204** On **3** Gp **b**

Lap	Elapsed Time	Lap Time	Lap Speed
1	1:49.763	1:49.763	68.876
2	3:30.829	1:41.066	74.803
3	5:11.356	1:40.527	75.204
4	6:53.674	1:42.318	73.887
5	8:35.114	1:41.440	74.527

15 21 Roy SCOTT

Total Time **8:44.608** Avg Speed **72.054** Behind **34.230**
 Best Time **1:41.847** Best Speed **74.229** On **5** Gp **c**

Lap	Elapsed Time	Lap Time	Lap Speed
1	1:50.681	1:50.681	68.304
2	3:36.620	1:45.939	71.362
3	5:20.364	1:43.744	72.872
4	7:02.761	1:42.397	73.830
5	8:44.608	1:41.847	74.229

12 69 Ronnie SCOTT

Total Time **8:39.755** Avg Speed **72.727** Behind **29.377**
 Best Time **1:41.466** Best Speed **74.508** On **2** Gp **b**

Lap	Elapsed Time	Lap Time	Lap Speed
1	1:46.676	1:46.676	70.869
2	3:28.142	1:41.466	74.508
3	5:09.678	1:41.536	74.456
4	6:56.109	1:46.431	71.032
5	8:39.755	1:43.646	72.941

16 168 Noel MURPHY

Total Time **8:45.482** Avg Speed **71.934** Behind **35.104**
 Best Time **1:42.631** Best Speed **73.662** On **5** Gp **c**

Lap	Elapsed Time	Lap Time	Lap Speed
1	1:51.984	1:51.984	67.510
2	3:35.881	1:43.897	72.764
3	5:19.257	1:43.376	73.131
4	7:02.851	1:43.594	72.977
5	8:45.482	1:42.631	73.662

KDM Hire Cookstown 100

JUNIOR SUPPORT

Race 5 - Greenvale Hotel Junior Support A

Saturday, 28 April 2012

DETAILED RESULT



Race Classification

17 59 Anthony AMBLER

Total Time **8:47.044** Avg Speed **71.721** Behind **36.666**

Best Time **1:43.503** Best Speed **73.041** On **5** Gp **c**

Lap	Elapsed Time	Lap Time	Lap Speed
1	1:51.063	1:51.063	68.069
2	3:35.702	1:44.639	72.248
3	5:19.751	1:44.049	72.658
4	7:03.541	1:43.790	72.839
5	8:47.044	1:43.503	73.041

18 95 Robert GORDON

Total Time **8:47.331** Avg Speed **71.682** Behind **36.953**

Best Time **1:43.280** Best Speed **73.199** On **3** Gp **c**

Lap	Elapsed Time	Lap Time	Lap Speed
1	1:51.453	1:51.453	67.831
2	3:36.824	1:45.371	71.746
3	5:20.104	1:43.280	73.199
4	7:03.817	1:43.713	72.893
5	8:47.331	1:43.514	73.034

19 18 Vic ALLAN

Total Time **8:57.670** Avg Speed **70.303** Behind **47.292**

Best Time **1:39.996** Best Speed **75.603** On **5** Gp **b**

Lap	Elapsed Time	Lap Time	Lap Speed
1	2:15.614	2:15.614	55.746
2	3:55.634	1:40.020	75.585
3	5:36.582	1:40.948	74.890
4	7:17.674	1:41.092	74.783
5	8:57.670	1:39.996	75.603



MCUI Ulster
Centre Timing
powered by
e-Laps timing software

www.elaps-timing.com




KDM Hire Cookstown 100

JUNIOR SUPPORT

Race 5 - Greenvale Hotel Junior Support A

LAP CHART



1					3					5				
No	Name	G	Elapsed Time	Lap Time	No	Name	G	Elapsed Time	Lap Time	No	Name	G	Elapsed Time	Lap Time
100	Josh TRIGWELL	a	1:42.182	1:42.182	155	Scott CAMPBELL	b	4:57.260	1:36.844	155	Scott CAMPBELL	b	8:10.378	1:36.456
50	Peter O'FLAHERTY	a	1:42.598	1:42.598	100	Josh TRIGWELL	a	4:59.366	1:38.909	50	Peter O'FLAHERTY	a	8:14.587	1:37.509
155	Scott CAMPBELL	b	1:43.277	1:43.277	50	Peter O'FLAHERTY	a	4:59.550	1:38.532	43	Robbie LYALL	a	8:17.789	1:38.814
97	William HARA	a	1:44.372	1:44.372	43	Robbie LYALL	a	5:00.811	1:38.168	174	Rodney PATTON	a	8:17.991	1:38.309
43	Robbie LYALL	a	1:44.551	1:44.551	97	William HARA	a	5:01.851	1:38.291	97	William HARA	a	8:19.538	1:40.196
174	Rodney PATTON	a	1:45.167	1:45.167	174	Rodney PATTON	a	5:02.147	1:37.883	100	Josh TRIGWELL	a	8:20.268	1:41.723
69	Ronnie SCOTT	b	1:46.676	1:46.676	117	Alastair BAYLEY	b	5:06.690	1:39.490	117	Alastair BAYLEY	b	8:25.762	1:39.407
117	Alastair BAYLEY	b	1:46.874	1:46.874	69	Ronnie SCOTT	b	5:09.678	1:41.536	70	Peter WHITESIDE	b	8:30.218	1:40.224
30	Aron HATCH	b	1:47.633	1:47.633	30	Aron HATCH	b	5:10.412	1:41.218	32	Stephen McKEOWN	b	8:33.468	1:40.289
32	Stephen McKEOWN	b	1:48.402	1:48.402	70	Peter WHITESIDE	b	5:10.479	1:40.464	30	Aron HATCH	b	8:34.721	1:41.752
70	Peter WHITESIDE	b	1:48.604	1:48.604	32	Stephen McKEOWN	b	5:10.665	1:40.297	47	Davie BLACK	b	8:35.114	1:41.440
118	Tommy HEAPHY	c	1:49.402	1:49.402	47	Davie BLACK	b	5:11.356	1:40.527	69	Ronnie SCOTT	b	8:39.755	1:43.646
125	Nigel HOWARD	c	1:49.709	1:49.709	118	Tommy HEAPHY	c	5:14.869	1:42.500	125	Nigel HOWARD	c	8:42.289	1:42.258
47	Davie BLACK	b	1:49.763	1:49.763	125	Nigel HOWARD	c	5:15.827	1:42.683	118	Tommy HEAPHY	c	8:42.652	1:42.848
21	Roy SCOTT	c	1:50.681	1:50.681	168	Noel MURPHY	c	5:19.257	1:43.376	21	Roy SCOTT	c	8:44.608	1:41.847
59	Anthony AMBLER	c	1:51.063	1:51.063	59	Anthony AMBLER	c	5:19.751	1:44.049	168	Noel MURPHY	c	8:45.482	1:42.631
95	Robert GORDON	c	1:51.453	1:51.453	95	Robert GORDON	c	5:20.104	1:43.280	59	Anthony AMBLER	c	8:47.044	1:43.503
168	Noel MURPHY	c	1:51.984	1:51.984	21	Roy SCOTT	c	5:20.364	1:43.744	95	Robert GORDON	c	8:47.331	1:43.514
18	Vic ALLAN	b	2:15.614	2:15.614	18	Vic ALLAN	b	5:36.582	1:40.948	18	Vic ALLAN	b	8:57.670	1:39.996

2					4				
No	Name	G	Elapsed Time	Lap Time	No	Name	G	Elapsed Time	Lap Time
155	Scott CAMPBELL	b	3:20.416	1:37.139	155	Scott CAMPBELL	b	6:33.922	1:36.662
100	Josh TRIGWELL	a	3:20.457	1:38.275	50	Peter O'FLAHERTY	a	6:37.078	1:37.528
50	Peter O'FLAHERTY	a	3:21.018	1:38.420	100	Josh TRIGWELL	a	6:38.545	1:39.179
43	Robbie LYALL	a	3:22.643	1:38.092	43	Robbie LYALL	a	6:38.975	1:38.164
97	William HARA	a	3:23.560	1:39.188	97	William HARA	a	6:39.342	1:37.491
174	Rodney PATTON	a	3:24.264	1:39.097	174	Rodney PATTON	a	6:39.682	1:37.535
117	Alastair BAYLEY	b	3:27.200	1:40.326	117	Alastair BAYLEY	b	6:46.355	1:39.665
69	Ronnie SCOTT	b	3:28.142	1:41.466	70	Peter WHITESIDE	b	6:49.994	1:39.515
30	Aron HATCH	b	3:29.194	1:41.561	30	Aron HATCH	b	6:52.969	1:42.557
70	Peter WHITESIDE	b	3:30.015	1:41.411	32	Stephen McKEOWN	b	6:53.179	1:42.514
32	Stephen McKEOWN	b	3:30.368	1:41.966	47	Davie BLACK	b	6:53.674	1:42.318
47	Davie BLACK	b	3:30.829	1:41.066	69	Ronnie SCOTT	b	6:56.109	1:46.431
118	Tommy HEAPHY	c	3:32.369	1:42.967	118	Tommy HEAPHY	c	6:59.804	1:44.935
125	Nigel HOWARD	c	3:33.144	1:43.435	125	Nigel HOWARD	c	7:00.031	1:44.204
59	Anthony AMBLER	c	3:35.702	1:44.639	21	Roy SCOTT	c	7:02.761	1:42.397
168	Noel MURPHY	c	3:35.881	1:43.897	168	Noel MURPHY	c	7:02.851	1:43.594
21	Roy SCOTT	c	3:36.620	1:45.939	59	Anthony AMBLER	c	7:03.541	1:43.790
95	Robert GORDON	c	3:36.824	1:45.371	95	Robert GORDON	c	7:03.817	1:43.713
18	Vic ALLAN	b	3:55.634	1:40.020	18	Vic ALLAN	b	7:17.674	1:41.092

KDM Hire Cookstown 100

JUNIOR SUPPORT

Race 1 - Cookstown Caravans Junior Support B

Friday, 27 April 2012



Pos	Class	No	Name	Machine / Sponsor	Gp	Laps	Total Time	Behind	Speed	-----Best Lap-----		
										Time	Speed	On
Race Classification												
1	SJUN	22	Richard FORD	Kawasaki 400 - RMKD	b	5	8:51.117		71.171	1:44.223	72.537	5
2	SJUN	106	Bernard DALY	Honda 400 - DDRRSC	a	5	8:54.373	3.256	70.737	1:44.051	72.657	5
3	SJUN	54	Johnny McCAY	Kawasaki 400	a	5	8:54.853	3.736	70.674	1:44.109	72.616	5
4	SJUN	22	Rikki McGOVERN	Honda 400	a	5	8:55.679	4.562	70.565	1:43.985	72.703	4
5	SJUN	9	Gavin LUPTON	Honda 400	a	5	8:57.498	6.381	70.326	1:44.266	72.507	5
6	SJUN	42	Brian LOUGHLIN	Suzuki 650	a	5	8:58.325	7.208	70.218	1:44.612	72.267	5
7	SJUN	153	Noel BERTRAM	Suzuki 650	a	5	9:01.113	9.996	69.856	1:44.722	72.191	5
8	SJUN	38	Derek WILKIE	Kawasaki 400	a	5	9:03.400	12.283	69.562	1:45.981	71.334	4
9	SJUN	17	Paul HEDISON	Honda 250	c	5	9:12.759	21.642	68.384	1:45.518	71.647	3
10	SJUN	88	Brendan FLYNN	Suzuki 650	b	5	9:12.928	21.811	68.363	1:48.857	69.449	2
11	SJUN	63	Thomas HOGG	Suzuki 650	b	5	9:13.338	22.221	68.313	1:48.004	69.997	3
12	SJUN	81	Julian KIRK	Kawasaki 650	c	5	9:20.766	29.649	67.408	1:49.749	68.884	4
13	SJUN	2	John McCANN	Suzuki 650 - bestbikesarmagh.com	b	5	9:32.996	41.879	65.969	1:52.496	67.202	2
14	SJUN	57	Yvonne MONTGOMERY	Kawasaki 400	c	5	9:53.987	1:02.870	63.638	1:55.011	65.733	4
15	SJUN	49	Stephen DAVISON	Suzuki 650	b	5	10:15.849	1:24.732	61.379	1:46.754	70.817	1
16	SJUN	16	Roy BEATTIE	Kawasaki 400	c	5	10:26.144	1:35.027	60.369	2:01.802	62.068	5

Fastest Lap

SJUN	22	Rikki McGOVERN	Honda 400	a						1:43.985	72.703	4
------	----	----------------	-----------	---	--	--	--	--	--	----------	--------	---

Not Classified


DNF	SJUN	56	Derek SCUFFIL	Kawasaki 400	b	2	3:49.100	3 Laps	65.997	1:51.456	67.829	2
DNF	SJUN	92	Michael LARKIN	Suzuki 650	b	1	1:58.583	4 Laps	63.753	1:58.583	63.753	1

Announcements

Riders 49 & 61 - 1 minute penalty for jump start

Provisional result to be confirmed by the Stewards of the Meeting subject to completion of technical inspections & the time limit for protests

Page 1 / 1

Circuit	Orritor	Signed		Organising Club	Cookstown & District MCC
Length(miles)	2.1000		Chief Timekeeper	Race Started	20:07
Weather	Sunny, 8°C, 55%RH	Issued At:	09:32	Gp Time Diff - b 14.42 / c 28.24	
Track	Dry, 9°C				



MCUI Ulster
Centre Timing
powered by
e-Laps timing software

www.elaps-timing.com





JUNIOR SUPPORT

Race 1 - Cookstown Caravans Junior Support B

Friday, 27 April 2012

DETAILED RESULT

Race Classification

1 22 Richard FORD

Total Time **8:51.117** Avg Speed **71.171** Behind
Best Time **1:44.223** Best Speed **72.537** On **5** Gp **b**

Lap	Elapsed Time	Lap Time	Lap Speed
1	1:51.291	1:51.291	67.930
2	3:37.575	1:46.284	71.130
3	5:22.540	1:44.965	72.024
4	7:06.894	1:44.354	72.446
5	8:51.117	1:44.223	72.537

2 106 Bernard DALY

Total Time **8:54.373** Avg Speed **70.737** Behind **3.256**
Best Time **1:44.051** Best Speed **72.657** On **5** Gp **a**

Lap	Elapsed Time	Lap Time	Lap Speed
1	1:54.736	1:54.736	65.890
2	3:40.218	1:45.482	71.671
3	5:25.452	1:45.234	71.840
4	7:10.322	1:44.870	72.089
5	8:54.373	1:44.051	72.657

3 54 Johnny McCAY

Total Time **8:54.853** Avg Speed **70.674** Behind **3.736**
Best Time **1:44.109** Best Speed **72.616** On **5** Gp **a**

Lap	Elapsed Time	Lap Time	Lap Speed
1	1:53.897	1:53.897	66.376
2	3:40.977	1:47.080	70.601
3	5:26.362	1:45.385	71.737
4	7:10.744	1:44.382	72.426
5	8:54.853	1:44.109	72.616

4 22 Rikki McGOVERN

Total Time **8:55.679** Avg Speed **70.565** Behind **4.562**
Best Time **1:43.985** Best Speed **72.703** On **4** Gp **a**

Lap	Elapsed Time	Lap Time	Lap Speed
1	1:56.136	1:56.136	65.096
2	3:42.960	1:46.824	70.771
3	5:27.655	1:44.695	72.210
4	7:11.640	1:43.985	72.703
5	8:55.679	1:44.039	72.665

Race Classification

5 9 Gavin LUPTON

Total Time **8:57.498** Avg Speed **70.326** Behind **6.381**
Best Time **1:44.266** Best Speed **72.507** On **5** Gp **a**

Lap	Elapsed Time	Lap Time	Lap Speed
1	1:54.480	1:54.480	66.038
2	3:41.863	1:47.383	70.402
3	5:27.413	1:45.550	71.625
4	7:13.232	1:45.819	71.443
5	8:57.498	1:44.266	72.507

6 42 Brian LOUGHLIN

Total Time **8:58.325** Avg Speed **70.218** Behind **7.208**
Best Time **1:44.612** Best Speed **72.267** On **5** Gp **a**

Lap	Elapsed Time	Lap Time	Lap Speed
1	1:55.764	1:55.764	65.305
2	3:42.632	1:46.868	70.741
3	5:28.247	1:45.615	71.581
4	7:13.713	1:45.466	71.682
5	8:58.325	1:44.612	72.267

7 153 Noel BERTRAM

Total Time **9:01.113** Avg Speed **69.856** Behind **9.996**
Best Time **1:44.722** Best Speed **72.191** On **5** Gp **a**

Lap	Elapsed Time	Lap Time	Lap Speed
1	1:56.959	1:56.959	64.638
2	3:44.114	1:47.155	70.552
3	5:31.409	1:47.295	70.460
4	7:16.391	1:44.982	72.012
5	9:01.113	1:44.722	72.191

8 38 Derek WILKIE

Total Time **9:03.400** Avg Speed **69.562** Behind **12.283**
Best Time **1:45.981** Best Speed **71.334** On **4** Gp **a**

Lap	Elapsed Time	Lap Time	Lap Speed
1	1:56.533	1:56.533	64.874
2	3:43.861	1:47.328	70.438
3	5:30.185	1:46.324	71.103
4	7:16.166	1:45.981	71.334
5	9:03.400	1:47.234	70.500



MCUI Ulster
Centre Timing
powered by
e-Laps timing software

www.elaps-timing.com





JUNIOR SUPPORT

Race 1 - Cookstown Caravans Junior Support B

Friday, 27 April 2012

DETAILED RESULT

Race Classification

9 17 Paul HEDISON

Total Time **9:12.759** Avg Speed **68.384** Behind **21.642**
 Best Time **1:45.518** Best Speed **71.647** On **3** Gp **c**

Lap	Elapsed Time	Lap Time	Lap Speed
1	2:09.837	2:09.837	58.227
2	3:55.619	1:45.782	71.468
3	5:41.137	1:45.518	71.647
4	7:27.010	1:45.873	71.406
5	9:12.759	1:45.749	71.490

10 88 Brendan FLYNN

Total Time **9:12.928** Avg Speed **68.363** Behind **21.811**
 Best Time **1:48.857** Best Speed **69.449** On **2** Gp **b**

Lap	Elapsed Time	Lap Time	Lap Speed
1	1:53.167	1:53.167	66.804
2	3:42.024	1:48.857	69.449
3	5:31.555	1:49.531	69.022
4	7:23.105	1:51.550	67.772
5	9:12.928	1:49.823	68.838

11 63 Thomas HOGG

Total Time **9:13.338** Avg Speed **68.313** Behind **22.221**
 Best Time **1:48.004** Best Speed **69.997** On **3** Gp **b**

Lap	Elapsed Time	Lap Time	Lap Speed
1	1:58.181	1:58.181	63.970
2	3:47.037	1:48.856	69.450
3	5:35.041	1:48.004	69.997
4	7:23.435	1:48.394	69.746
5	9:13.338	1:49.903	68.788

12 81 Julian KIRK

Total Time **9:20.766** Avg Speed **67.408** Behind **29.649**
 Best Time **1:49.749** Best Speed **68.884** On **4** Gp **c**

Lap	Elapsed Time	Lap Time	Lap Speed
1	1:55.944	1:55.944	65.204
2	3:48.049	1:52.105	67.437
3	5:40.426	1:52.377	67.274
4	7:30.175	1:49.749	68.884
5	9:20.766	1:50.591	68.360

Race Classification

13 2 John McCANN

Total Time **9:32.996** Avg Speed **65.969** Behind **41.879**
 Best Time **1:52.496** Best Speed **67.202** On **2** Gp **b**

Lap	Elapsed Time	Lap Time	Lap Speed
1	1:59.164	1:59.164	63.442
2	3:51.660	1:52.496	67.202
3	5:45.081	1:53.421	66.654
4	7:40.137	1:55.056	65.707
5	9:32.996	1:52.859	66.986

14 57 Yvonne MONTGOMERY

Total Time **9:53.987** Avg Speed **63.638** Behind **1:02.870**
 Best Time **1:55.011** Best Speed **65.733** On **4** Gp **c**

Lap	Elapsed Time	Lap Time	Lap Speed
1	2:08.121	2:08.121	59.007
2	4:06.420	1:58.299	63.906
3	6:01.809	1:55.389	65.518
4	7:56.820	1:55.011	65.733
5	9:53.987	1:57.167	64.523

15 49 Stephen DAVISON

Total Time **10:15.849** Avg Speed **61.379** Behind **1:24.732**
 Best Time **1:46.754** Best Speed **70.817** On **1** Gp **b**

Lap	Elapsed Time	Lap Time	Lap Speed
1	1:46.754	1:46.754	70.817
2	3:38.980	1:52.226	67.364
3	5:30.440	1:51.460	67.827
4	7:22.777	1:52.337	67.298
5	9:15.849	1:53.072	66.860

16 16 Roy BEATTIE

Total Time **10:26.144** Avg Speed **60.369** Behind **1:35.027**
 Best Time **2:01.802** Best Speed **62.068** On **5** Gp **c**

Lap	Elapsed Time	Lap Time	Lap Speed
1	2:10.957	2:10.957	57.729
2	4:16.383	2:05.426	60.275
3	6:21.742	2:05.359	60.307
4	8:24.342	2:02.600	61.664
5	10:26.144	2:01.802	62.068

Not Classified



MCUI Ulster
Centre Timing
powered by
e-Laps timing software

www.elaps-timing.com




KDM Hire Cookstown 100

JUNIOR SUPPORT

Race 1 - Cookstown Caravans Junior Support B

Friday, 27 April 2012

DETAILED RESULT



Not Classified

DNF 56 Derek SCUFFIL

Total Time **3:49.100** Avg Speed **65.997** Behind **3 Laps**

Best Time **1:51.456** Best Speed **67.829** On **2** Gp **b**

Lap	Elapsed Time	Lap Time	Lap Speed
1	1:57.644	1:57.644	64.262
2	3:49.100	1:51.456	67.829

DNF 92 Michael LARKIN

Total Time **1:58.583** Avg Speed **63.753** Behind **4 Laps**

Best Time **1:58.583** Best Speed **63.753** On **1** Gp **b**


Lap	Elapsed Time	Lap Time	Lap Speed
1	1:58.583	1:58.583	63.753

KDM Hire Cookstown 100

JUNIOR SUPPORT

Race 1 - Cookstown Caravans Junior Support B

LAP CHART



1					3					5				
No	Name	G	Elapsed Time	Lap Time	No	Name	G	Elapsed Time	Lap Time	No	Name	G	Elapsed Time	Lap Time
49	Stephen DAVISON	b	1:46.754	1:46.754	22	Richard FORD	b	5:22.540	1:44.965	22	Richard FORD	b	8:51.117	1:44.223
22	Richard FORD	b	1:51.291	1:51.291	106	Bernard DALY	a	5:25.452	1:45.234	106	Bernard DALY	a	8:54.373	1:44.051
88	Brendan FLYNN	b	1:53.167	1:53.167	54	Johnny McCAY	a	5:26.362	1:45.385	54	Johnny McCAY	a	8:54.853	1:44.109
54	Johnny McCAY	a	1:53.897	1:53.897	9	Gavin LUPTON	a	5:27.413	1:45.550	22	Rikki McGOVERN	a	8:55.679	1:44.039
9	Gavin LUPTON	a	1:54.480	1:54.480	22	Rikki McGOVERN	a	5:27.655	1:44.695	9	Gavin LUPTON	a	8:57.498	1:44.266
106	Bernard DALY	a	1:54.736	1:54.736	42	Brian LOUGHLIN	a	5:28.247	1:45.615	42	Brian LOUGHLIN	a	8:58.325	1:44.612
42	Brian LOUGHLIN	a	1:55.764	1:55.764	38	Derek WILKIE	a	5:30.185	1:46.324	153	Noel BERTRAM	a	9:01.113	1:44.722
81	Julian KIRK	c	1:55.944	1:55.944	49	Stephen DAVISON	b	5:30.440	1:51.460	38	Derek WILKIE	a	9:03.400	1:47.234
22	Rikki McGOVERN	a	1:56.136	1:56.136	153	Noel BERTRAM	a	5:31.409	1:47.295	17	Paul HEDISON	c	9:12.759	1:45.749
38	Derek WILKIE	a	1:56.533	1:56.533	88	Brendan FLYNN	b	5:31.555	1:49.531	88	Brendan FLYNN	b	9:12.928	1:49.823
153	Noel BERTRAM	a	1:56.959	1:56.959	63	Thomas HOGG	b	5:35.041	1:48.004	63	Thomas HOGG	b	9:13.338	1:49.903
56	Derek SCUFFIL	b	1:57.644	1:57.644	81	Julian KIRK	c	5:40.426	1:52.377	49	Stephen DAVISON	b	9:15.849	1:53.072
63	Thomas HOGG	b	1:58.181	1:58.181	17	Paul HEDISON	c	5:41.137	1:45.518	81	Julian KIRK	c	9:20.766	1:50.591
92	Michael LARKIN	b	1:58.583	1:58.583	2	John McCANN	b	5:45.081	1:53.421	2	John McCANN	b	9:32.996	1:52.859
2	John McCANN	b	1:59.164	1:59.164	57	Yvonne MONTGOMERY	c	6:01.809	1:55.389	57	Yvonne MONTGOMERY	c	9:53.987	1:57.167
57	Yvonne MONTGOMERY	c	2:08.121	2:08.121	16	Roy BEATTIE	c	6:21.742	2:05.359	16	Roy BEATTIE	c	10:26.144	2:01.802
17	Paul HEDISON	c	2:09.837	2:09.837										
16	Roy BEATTIE	c	2:10.957	2:10.957	4									
No	Name	G	Elapsed Time	Lap Time	No	Name	G	Elapsed Time	Lap Time					
22	Richard FORD	b	3:37.575	1:46.284	22	Richard FORD	b	7:06.894	1:44.354					
49	Stephen DAVISON	b	3:38.980	1:52.226	106	Bernard DALY	a	7:10.322	1:44.870					
106	Bernard DALY	a	3:40.218	1:45.482	54	Johnny McCAY	a	7:10.744	1:44.382					
54	Johnny McCAY	a	3:40.977	1:47.080	22	Rikki McGOVERN	a	7:11.640	1:43.985					
9	Gavin LUPTON	a	3:41.863	1:47.383	9	Gavin LUPTON	a	7:13.232	1:45.819					
88	Brendan FLYNN	b	3:42.024	1:48.857	42	Brian LOUGHLIN	a	7:13.713	1:45.466					
42	Brian LOUGHLIN	a	3:42.632	1:46.868	38	Derek WILKIE	a	7:16.166	1:45.981					
22	Rikki McGOVERN	a	3:42.960	1:46.824	153	Noel BERTRAM	a	7:16.391	1:44.982					
38	Derek WILKIE	a	3:43.861	1:47.328	49	Stephen DAVISON	b	7:22.777	1:52.337					
153	Noel BERTRAM	a	3:44.114	1:47.155	88	Brendan FLYNN	b	7:23.105	1:51.550					
63	Thomas HOGG	b	3:47.037	1:48.856	63	Thomas HOGG	b	7:23.435	1:48.394					
81	Julian KIRK	c	3:48.049	1:52.105	17	Paul HEDISON	c	7:27.010	1:45.873					
56	Derek SCUFFIL	b	3:49.100	1:51.456	81	Julian KIRK	c	7:30.175	1:49.749					
2	John McCANN	b	3:51.660	1:52.496	2	John McCANN	b	7:40.137	1:55.056					
17	Paul HEDISON	c	3:55.619	1:45.782	57	Yvonne MONTGOMERY	c	7:56.820	1:55.011					
57	Yvonne MONTGOMERY	c	4:06.420	1:58.299	16	Roy BEATTIE	c	8:24.342	2:02.600					
16	Roy BEATTIE	c	4:16.383	2:05.426										

2				
No	Name	G	Elapsed Time	Lap Time
22	Richard FORD	b	3:37.575	1:46.284
49	Stephen DAVISON	b	3:38.980	1:52.226
106	Bernard DALY	a	3:40.218	1:45.482
54	Johnny McCAY	a	3:40.977	1:47.080
9	Gavin LUPTON	a	3:41.863	1:47.383
88	Brendan FLYNN	b	3:42.024	1:48.857
42	Brian LOUGHLIN	a	3:42.632	1:46.868
22	Rikki McGOVERN	a	3:42.960	1:46.824
38	Derek WILKIE	a	3:43.861	1:47.328
153	Noel BERTRAM	a	3:44.114	1:47.155
63	Thomas HOGG	b	3:47.037	1:48.856
81	Julian KIRK	c	3:48.049	1:52.105
56	Derek SCUFFIL	b	3:49.100	1:51.456
2	John McCANN	b	3:51.660	1:52.496
17	Paul HEDISON	c	3:55.619	1:45.782
57	Yvonne MONTGOMERY	c	4:06.420	1:58.299
16	Roy BEATTIE	c	4:16.383	2:05.426

4				
No	Name	G	Elapsed Time	Lap Time
22	Richard FORD	b	7:06.894	1:44.354
106	Bernard DALY	a	7:10.322	1:44.870
54	Johnny McCAY	a	7:10.744	1:44.382
22	Rikki McGOVERN	a	7:11.640	1:43.985
9	Gavin LUPTON	a	7:13.232	1:45.819
42	Brian LOUGHLIN	a	7:13.713	1:45.466
38	Derek WILKIE	a	7:16.166	1:45.981
153	Noel BERTRAM	a	7:16.391	1:44.982
49	Stephen DAVISON	b	7:22.777	1:52.337
88	Brendan FLYNN	b	7:23.105	1:51.550
63	Thomas HOGG	b	7:23.435	1:48.394
17	Paul HEDISON	c	7:27.010	1:45.873
81	Julian KIRK	c	7:30.175	1:49.749
2	John McCANN	b	7:40.137	1:55.056
57	Yvonne MONTGOMERY	c	7:56.820	1:55.011
16	Roy BEATTIE	c	8:24.342	2:02.600

IRISH ROAD RACE JUNIOR SUPPORT

2012

					#1	
Pos	No.	Name	Total	Diff	Gap	R5
1	155	Scott CAMPBELL	25	0	0	25
2	50	Peter O'FLAHERTY	20	5	5	20
3	43	Robbie LYALL	16	9	4	16
4	174	Rodney PATTON	13	12	3	13
5	97	William HARA	11	14	2	11
6	100	Josh TRIGWELL	10	15	1	10
7	117	Alastair BAYLEY	9	16	1	9
8	70	Peter WHITESIDE	8	17	1	8
9	32	Stephen McKEOWN	7	18	1	7
10	30	Aron HATCH	6	19	1	6
11	47	Davie BLACK	5	20	1	5
12	69	Ronnie SCOTT	4	21	1	4
13	125	Nigel HOWARD	3	22	1	3
14	118	Tommy HEAPHY	2	23	1	2
15	21	Roy SCOTT	1	24	1	1

Event Legend

#1 27/04/2012 KDM HIRE COOKSTOWN 100

ULSTER ROAD RACE JUNIOR SUPPORT

2012

					#1	
Pos	No.	Name	Total	Diff	Gap	R5
1	155	Scott CAMPBELL	25	0	0	25
2	50	Peter O'FLAHERTY	20	5	5	20
3	43	Robbie LYALL	16	9	4	16
4	174	Rodney PATTON	13	12	3	13
5	97	William HARA	11	14	2	11
6	100	Josh TRIGWELL	10	15	1	10
7	117	Alastair BAYLEY	9	16	1	9
8	70	Peter WHITESIDE	8	17	1	8
9	32	Stephen McKEOWN	7	18	1	7
10	30	Aron HATCH	6	19	1	6
11	47	Davie BLACK	5	20	1	5
12	69	Ronnie SCOTT	4	21	1	4
13	125	Nigel HOWARD	3	22	1	3
14	118	Tommy HEAPHY	2	23	1	2
15	21	Roy SCOTT	1	24	1	1

Event Legend

#1 27/04/2012 KDM HIRE COOKSTOWN 100