




COOKSTOWN 100

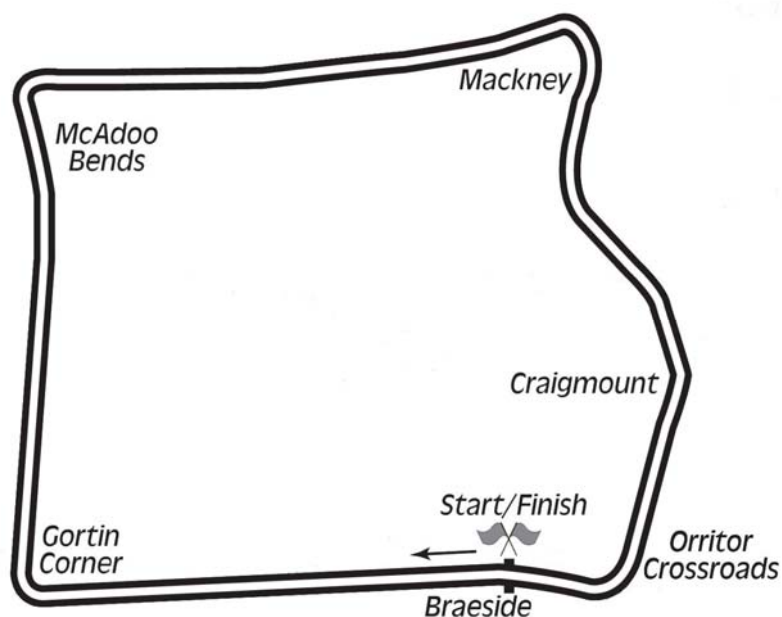
Friday 27th & Saturday 28th April 2012

promoted by Cookstown & District MCC
www.cookstown100.com

**COOKSTOWN DISTRICT COUNCIL
& THE BRAESIDE BAR & RESTAURANT
SUPERSPORT**



Orritor Circuit 2.1 miles



LAP RECORDS

Class	Rider	Machine	m s	mph	Year
125cc	William Dunlop	Honda	1 34.755	79.785	2010
Moto 450	Ryan Farquhar	Kawasaki	1 37.504	77.535	2011
250cc	William Dunlop	Honda	1 29.658	84.320	2009
Supersport 400	Ryan Farquhar	Kawasaki	1 36.97	77.962	2003
Supertwins	Ryan Farquhar	Kawasaki 650	1 30.968	83.106	2011
Supersport	Michael Dunlop	Yamaha	1 24.783	89.169	2011
Superbike	Guy Martin	Suzuki	1 23.139	90.932	2011
Senior Support	Gary Robinson	Yamaha 600	1 29.956	84.041	2007
Junior Support	Ciaran Donnelly	Honda 250	1 35.932	78.806	2011
Classic 1000cc	Wattie Brown	Norton 920	1 40.273	75.394	2006
Classic 500cc	Neill McWhirter	Norton	1 41.491	74.489	2010
Classic 350cc	Paul Coward	Honda	1 43.421	73.099	2004
Classic 250cc	Geoff McMullan	Suzuki	1 47.294	70.461	2006

MOST WINS at COOKSTOWN 100

Ryan Farquhar	22	1996 - 11
Ray McCullough	14	1967 - 79
Joey Dunlop	11	1977 - 98
Robert Dunlop	11	1985 - 08
Phillip McCallen	10	1987 - 96
Courtney Junk	8	1974 - 83
Mervyn Elwood	8	1987 - 97
Noel Hudson	7	1975 - 95
Bill Swallow	7	1987 - 00
Darran Lindsay	7	2000 - 05

ALL TIME IRISH ROAD RACE WINNERS (after Killalane 2011)

Most Wins at All Irish Road Race Meetings


1.	Ryan Farquhar	173	1995-11
2.	Joey Dunlop	156	1971-00
3.	Robert Dunlop	135	1980-08
4.	Ray McCullough	109	1960-82
	Phillip McCallen	109	1987-99
6.	Brian Reid	78	1980-94



Pos	Class	No	Name	Machine / Sponsor	----- Best Lap -----			On	Laps
					Time	Behind	Speed		
Qualifying Classification									
1	SSPR	6	William DUNLOP	Honda - Wilson Craig Racing	1:27.201		86.696	4	5
2	SSPR	3	Michael DUNLOP	Suzuki - Ard Na Mara/McAdoo Racing	1:27.854	0.653	86.052	5	5
3	SSPR	18	Guy MARTIN	Suzuki - Tyco Suzuki by TAS Racing	1:28.543	1.342	85.382	4	6
4	SSPR	13	Adrian ARCHIBALD	Yamaha - AMA Racing	1:29.339	2.138	84.621	4	5
5	SSPR	16	John BURROWS	Honda - Moira MRC	1:31.025	3.824	83.054	2	5
6	SSPR	25	Ivan SHANLEY	Yamaha - Ty-Rock	1:33.432	6.231	80.914	2	5
7	SSPR	44	Glenn WALKER	Kawasaki - Scotts Garage	1:33.488	6.287	80.866	4	5
8	SSPR	123	Michal DOKOUPIL	Yamaha	1:34.174	6.973	80.277	3	5
9	SSPR	24	Craig SHIRLAW	Kawasaki - Shirlaws Motorcycles	1:34.733	7.532	79.803	5	5
10	SSPR	43	Robbie LYALL	Suzuki	1:34.774	7.573	79.769	4	5
11	SSPR	26	Dennis BOOTH	Yamaha	1:35.124	7.923	79.475	3	5
12	SSPR	30	Wayne KENNEDY	Suzuki - GB Racing	1:35.470	8.269	79.187	4	5
13	SSPR	28	Paul GARTLAND	Honda - Auto Tech / Bar Doe	1:36.118	8.917	78.653	4	5
14	SSPR	42	Rob BARBER	Honda	1:36.272	9.071	78.528	2	5
15	SSPR	11	Callum LAIDLAW	Yamaha	1:36.278	9.077	78.523	2	5
16	SSPR	22	Stephen McLVENNA	Yamaha	1:36.454	9.253	78.379	5	5
17	SSPR	27	James McCANN	Yamaha - Dixons Contractors	1:36.503	9.302	78.340	3	5
18	SSPR	9	Wayne KIRWAN	Yamaha - MRP Racing	1:37.350	10.149	77.658	2	2
19	SSPR	12	Alan JACKSON	Honda - W A Corless / Jackson Racing	1:38.216	11.015	76.973	4	5
20	SSPR	17	Olin HANAK	Honda	1:39.864	12.663	75.703	5	5
21	SSPR	14	Rodney LITTLE	Yamaha	1:41.917	14.716	74.178	4	5
22	SSPR	39	Oliver DUPUY	Yamaha	1:42.151	14.950	74.008	3	5
23	SSPR	38	Derek WILKIE	Kawasaki	1:42.720	15.519	73.598	4	5

Provisional result to be confirmed by the Stewards of the Meeting subject to completion of technical inspections & the time limit for protests

Page 1 / 1

Circuit	Orritor	Signed		Organising Club	Cookstown & District MCC
Length(miles)	2.1000		Chief Timekeeper	Qualifying Started	17:58
Weather	Sunny, 11°C, 37%RH	Issued At:	18:09		
Track	Dry, 15°C				



MCUI Ulster
Centre Timing
powered by
e-Laps timing software

www.elaps-timing.com



KDM Hire Cookstown 100

SUPERSPORT

Group A Qualifying

Friday, 27 April 2012

DETAILED RESULT



Qualifying Classification

Position

1 6 William DUNLOP

Behind

Best Time **1:27.201** Best Speed **86.696** On **4** Gp **a**

Lap	Elapsed Time	Lap Time	Lap Speed
1	2:15.655	2:15.655	55.730
2	3:44.836	1:29.181	84.771
3	5:12.892	1:28.056	85.854
4	6:40.093	1:27.201	86.696
5	8:07.756	1:27.663	86.239

2 3 Michael DUNLOP

Behind **0.653**

Best Time **1:27.854** Best Speed **86.052** On **5** Gp **a**

Lap	Elapsed Time	Lap Time	Lap Speed
1	2:11.959	2:11.959	57.291
2	3:43.284	1:31.325	82.781
3	5:13.893	1:30.609	83.435
4	6:42.275	1:28.382	85.538
5	8:10.129	1:27.854	86.052

3 18 Guy MARTIN

Behind **1.342**

Best Time **1:28.543** Best Speed **85.382** On **4** Gp **a**

Lap	Elapsed Time	Lap Time	Lap Speed
1	2:09.073	2:09.073	58.572
2	3:38.557	1:29.484	84.484
3	5:07.276	1:28.719	85.213
4	6:35.819	1:28.543	85.382
5	8:07.057	1:31.238	82.860
6	9:38.515	1:31.458	82.661

4 13 Adrian ARCHIBALD

Behind **2.138**

Best Time **1:29.339** Best Speed **84.621** On **4** Gp **a**

Lap	Elapsed Time	Lap Time	Lap Speed
1	2:17.011	2:17.011	55.178
2	3:47.485	1:30.474	83.560
3	5:17.372	1:29.887	84.106
4	6:46.711	1:29.339	84.621
5	8:16.542	1:29.831	84.158

Qualifying Classification

Position

5 16 John BURROWS

Behind **3.824**

Best Time **1:31.025** Best Speed **83.054** On **2** Gp **a**

Lap	Elapsed Time	Lap Time	Lap Speed
1	2:18.072	2:18.072	54.754
2	3:49.097	1:31.025	83.054
3	5:21.120	1:32.023	82.153
4	6:52.574	1:31.454	82.665
5	8:24.488	1:31.914	82.251

6 25 Ivan SHANLEY

Behind **6.231**

Best Time **1:33.432** Best Speed **80.914** On **2** Gp **a**

Lap	Elapsed Time	Lap Time	Lap Speed
1	2:15.403	2:15.403	55.833
2	3:48.835	1:33.432	80.914
3	5:22.543	1:33.708	80.676
4	6:56.104	1:33.561	80.803
5	8:30.055	1:33.951	80.467

7 44 Glenn WALKER

Behind **6.287**

Best Time **1:33.488** Best Speed **80.866** On **4** Gp **a**

Lap	Elapsed Time	Lap Time	Lap Speed
1	2:51.430	2:51.430	44.100
2	4:28.868	1:37.438	77.588
3	6:03.946	1:35.078	79.514
4	7:37.434	1:33.488	80.866
5	9:14.157	1:36.723	78.161

8 123 Michal DOKOUPIL

Behind **6.973**

Best Time **1:34.174** Best Speed **80.277** On **3** Gp **a**

Lap	Elapsed Time	Lap Time	Lap Speed
1	2:23.837	2:23.837	52.559
2	3:58.321	1:34.484	80.014
3	5:32.495	1:34.174	80.277
4	7:06.836	1:34.341	80.135
5	8:41.039	1:34.203	80.252



Qualifying Classification

Position

9 24 Craig SHIRLAW

Behind 7.532

Best Time 1:34.733 Best Speed 79.803 On 5 Gp a

Lap	Elapsed Time	Lap Time	Lap Speed
1	2:26.508	2:26.508	51.601
2	4:04.275	1:37.767	77.327
3	5:40.127	1:35.852	78.872
4	7:15.302	1:35.175	79.433
5	8:50.035	1:34.733	79.803

10 43 Robbie LYALL

Behind 7.573

Best Time 1:34.774 Best Speed 79.769 On 4 Gp a

Lap	Elapsed Time	Lap Time	Lap Speed
1	2:47.348	2:47.348	45.175
2	4:24.046	1:36.698	78.182
3	5:59.605	1:35.559	79.113
4	7:34.379	1:34.774	79.769
5	9:10.848	1:36.469	78.367

11 26 Dennis BOOTH

Behind 7.923

Best Time 1:35.124 Best Speed 79.475 On 3 Gp a

Lap	Elapsed Time	Lap Time	Lap Speed
1	2:48.721	2:48.721	44.808
2	4:24.984	1:36.263	78.535
3	6:00.108	1:35.124	79.475
4	7:35.981	1:35.873	78.854
5	9:11.946	1:35.965	78.779

12 30 Wayne KENNEDY

Behind 8.269

Best Time 1:35.470 Best Speed 79.187 On 4 Gp a

Lap	Elapsed Time	Lap Time	Lap Speed
1	2:37.085	2:37.085	48.127
2	4:13.761	1:36.676	78.199
3	5:50.133	1:36.372	78.446
4	7:25.603	1:35.470	79.187
5	9:16.399	1:50.796	68.234

Qualifying Classification

Position

13 28 Paul GARTLAND

Behind 8.917

Best Time 1:36.118 Best Speed 78.653 On 4 Gp a

Lap	Elapsed Time	Lap Time	Lap Speed
1	2:33.054	2:33.054	49.394
2	4:10.599	1:37.545	77.503
3	5:49.194	1:38.595	76.677
4	7:25.312	1:36.118	78.653
5	9:01.931	1:36.619	78.245

14 42 Rob BARBER

Behind 9.071

Best Time 1:36.272 Best Speed 78.528 On 2 Gp a

Lap	Elapsed Time	Lap Time	Lap Speed
1	2:39.140	2:39.140	47.505
2	4:15.412	1:36.272	78.528
3	5:52.159	1:36.747	78.142
4	7:29.120	1:36.961	77.969
5	9:05.961	1:36.841	78.066

15 11 Callum LAIDLAW

Behind 9.077

Best Time 1:36.278 Best Speed 78.523 On 2 Gp a

Lap	Elapsed Time	Lap Time	Lap Speed
1	2:39.037	2:39.037	47.536
2	4:15.315	1:36.278	78.523
3	5:51.955	1:36.640	78.228
4	7:28.997	1:37.042	77.904
5	9:05.671	1:36.674	78.201

16 22 Stephen McILVENNA

Behind 9.253

Best Time 1:36.454 Best Speed 78.379 On 5 Gp a

Lap	Elapsed Time	Lap Time	Lap Speed
1	2:33.415	2:33.415	49.278
2	4:11.219	1:37.804	77.297
3	5:49.540	1:38.321	76.891
4	7:26.002	1:36.462	78.373
5	9:02.456	1:36.454	78.379



Qualifying Classification

Position

17 27 James McCANN

Behind 9.302

Best Time 1:36.503 Best Speed 78.340 On 3 Gp a

Lap	Elapsed Time	Lap Time	Lap Speed
1	2:36.868	2:36.868	48.193
2	4:14.843	1:37.975	77.163
3	5:51.346	1:36.503	78.340
4	7:28.575	1:37.229	77.755
5	9:05.321	1:36.746	78.143

18 9 Wayne KIRWAN

Behind 10.149

Best Time 1:37.350 Best Speed 77.658 On 2 Gp a

Lap	Elapsed Time	Lap Time	Lap Speed
1	2:26.732	2:26.732	51.523
2	4:04.082	1:37.350	77.658

19 12 Alan JACKSON

Behind 11.015

Best Time 1:38.216 Best Speed 76.973 On 4 Gp a

Lap	Elapsed Time	Lap Time	Lap Speed
1	2:49.809	2:49.809	44.521
2	4:28.676	1:38.867	76.466
3	6:07.425	1:38.749	76.558
4	7:45.641	1:38.216	76.973
5	9:24.020	1:38.379	76.846

20 17 Olin HANAK

Behind 12.663

Best Time 1:39.864 Best Speed 75.703 On 5 Gp a

Lap	Elapsed Time	Lap Time	Lap Speed
1	2:51.258	2:51.258	44.144
2	4:31.720	1:40.462	75.252
3	6:13.059	1:41.339	74.601
4	7:53.106	1:40.047	75.564
5	9:32.970	1:39.864	75.703

21 14 Rodney LITTLE

Behind 14.716

Best Time 1:41.917 Best Speed 74.178 On 4 Gp a

Lap	Elapsed Time	Lap Time	Lap Speed
1	2:58.993	2:58.993	42.236
2	4:42.602	1:43.609	72.967
3	6:25.711	1:43.109	73.320
4	8:07.628	1:41.917	74.178
5	9:51.110	1:43.482	73.056

Qualifying Classification

Position

22 39 Oliver DUPUY

Behind 14.950

Best Time 1:42.151 Best Speed 74.008 On 3 Gp a

Lap	Elapsed Time	Lap Time	Lap Speed
1	2:58.753	2:58.753	42.293
2	4:42.298	1:43.545	73.012
3	6:24.449	1:42.151	74.008
4	8:06.900	1:42.451	73.791
5	9:51.375	1:44.475	72.362

23 38 Derek WILKIE

Behind 15.519

Best Time 1:42.720 Best Speed 73.598 On 4 Gp a

Lap	Elapsed Time	Lap Time	Lap Speed
1	2:55.997	2:55.997	42.955
2	4:39.777	1:43.780	72.846
3	6:22.999	1:43.222	73.240
4	8:05.719	1:42.720	73.598
5	9:50.420	1:44.701	72.206

KDM Hire Cookstown 100

SUPERSPORT

Group B Qualifying


Friday, 27 April 2012



Pos	Class	No	Name	Machine / Sponsor	----- Best Lap -----			On	Laps
					Time	Behind	Speed		
Qualifying Classification									
1	SSPR	77	Ryan FARQUHAR	Kawasaki - KMR Kawasaki	1:28.024		85.886	5	5
2	SSPR	65	Michael SWEENEY	Yamaha - MJR Racing	1:29.019	0.995	84.926	5	5
3	SSPR	111	Brian McCORMACK	Yamaha - CD Racing	1:30.866	2.842	83.199	5	5
4	SSPR	186	Derek McGEE	Yamaha	1:30.904	2.880	83.165	5	5
5	SSPR	71	Davy MORGAN	Yamaha - CSC Racing	1:31.846	3.822	82.312	3	5
6	SSPR	64	Stephen McKNIGHT	Yamaha	1:32.565	4.541	81.672	5	5
7	SSPR	96	Andy FARRELL	Yamaha - Farrelly Racing	1:32.570	4.546	81.668	4	5
8	SSPR	9	Wayne KIRWAN	Yamaha - MRP Racing	1:33.491	5.467	80.863	5	5
9	SSPR	52	Robert WILSON	Kawasaki - Stoddart Racing	1:34.470	6.446	80.025	4	5
10	SSPR	97	Seamus ELLIOTT	Yamaha - Logan Racing	1:35.777	7.753	78.933	5	5
11	SSPR	193	Ciaran O'CALLAGHAN	Suzuki	1:36.850	8.826	78.059	4	5
12	SSPR	103	Reuben McPHEE	Yamaha - N.J.T. Racing	1:36.869	8.845	78.044	5	5
13	SSPR	117	Gary MILLER	Suzuki	1:37.188	9.164	77.787	5	5
14	SSPR	70	Peter WHITESIDE	Honda	1:37.641	9.617	77.426	4	5
15	SSPR	54	Corran SMYTH	Suzuki - Team GAS Racing	1:38.377	10.353	76.847	2	5
16	SSPR	95	Robert GORDON	Honda	1:38.548	10.524	76.714	3	5
17	SSPR	112	William MONIE	Yamaha	1:39.184	11.160	76.222	5	5
18	SSPR	84	Maria COSTELLO	Yamaha - Cookstown BE Racing	1:39.640	11.616	75.873	2	4
19	SSPR	113	Ronan PENTONY	Yamaha - rideireland.com	1:40.394	12.370	75.303	5	5
20	SSPR	911	Adam SHERIFF	Yamaha	1:41.055	13.031	74.811	5	5

Provisional result to be confirmed by the Stewards of the Meeting subject to completion of technical inspections & the time limit for protests

Page 1 / 1

Circuit	Orritor	Signed		Organising Club	Cookstown & District MCC
Length(miles)	2.1000		Chief Timekeeper	Qualifying Started	18:47
Weather	Sunny, 10°C, 46%RH	Issued At:	18:59		
Track	Dry, 14°C				

KDM Hire Cookstown 100

SUPERSPORT

Group B Qualifying

Friday, 27 April 2012

DETAILED RESULT



Qualifying Classification

Position

1 77 Ryan FARQUHAR

Behind

Best Time **1:28.024** Best Speed **85.886** On **5** Gp **a**

Lap	Elapsed Time	Lap Time	Lap Speed
1	1:47.434	1:47.434	70.369
2	3:18.328	1:30.894	83.174
3	4:48.476	1:30.148	83.862
4	6:16.857	1:28.381	85.539
5	7:44.881	1:28.024	85.886

2 65 Michael SWEENEY

Behind **0.995**

Best Time **1:29.019** Best Speed **84.926** On **5** Gp **a**

Lap	Elapsed Time	Lap Time	Lap Speed
1	1:47.775	1:47.775	70.146
2	3:17.835	1:30.060	83.944
3	4:48.298	1:30.463	83.570
4	6:18.341	1:30.043	83.960
5	7:47.360	1:29.019	84.926

3 111 Brian McCORMACK

Behind **2.842**

Best Time **1:30.866** Best Speed **83.199** On **5** Gp **a**

Lap	Elapsed Time	Lap Time	Lap Speed
1	1:51.348	1:51.348	67.895
2	3:24.497	1:33.149	81.160
3	4:56.849	1:32.352	81.861
4	6:29.005	1:32.156	82.035
5	7:59.871	1:30.866	83.199

4 186 Derek McGEE

Behind **2.880**

Best Time **1:30.904** Best Speed **83.165** On **5** Gp **a**

Lap	Elapsed Time	Lap Time	Lap Speed
1	1:55.274	1:55.274	65.583
2	3:29.185	1:33.911	80.502
3	5:01.562	1:32.377	81.839
4	6:33.807	1:32.245	81.956
5	8:04.711	1:30.904	83.165

Qualifying Classification

Position

5 71 Davy MORGAN

Behind **3.822**

Best Time **1:31.846** Best Speed **82.312** On **3** Gp **a**

Lap	Elapsed Time	Lap Time	Lap Speed
1	2:36.057	2:36.057	48.444
2	4:14.152	1:38.095	77.068
3	5:45.998	1:31.846	82.312
4	7:22.558	1:36.560	78.293
5	8:54.415	1:31.857	82.302

6 64 Stephen McKNIGHT

Behind **4.541**

Best Time **1:32.565** Best Speed **81.672** On **5** Gp **a**

Lap	Elapsed Time	Lap Time	Lap Speed
1	1:51.849	1:51.849	67.591
2	3:25.188	1:33.339	80.995
3	4:58.099	1:32.911	81.368
4	6:31.092	1:32.993	81.296
5	8:03.657	1:32.565	81.672

7 96 Andy FARRELL

Behind **4.546**

Best Time **1:32.570** Best Speed **81.668** On **4** Gp **a**

Lap	Elapsed Time	Lap Time	Lap Speed
1	1:56.942	1:56.942	64.647
2	3:31.236	1:34.294	80.175
3	5:03.969	1:32.733	81.524
4	6:36.539	1:32.570	81.668
5	8:09.724	1:33.185	81.129

8 9 Wayne KIRWAN

Behind **5.467**

Best Time **1:33.491** Best Speed **80.863** On **5** Gp **a**

Lap	Elapsed Time	Lap Time	Lap Speed
1	2:26.727	2:26.727	51.524
2	4:01.340	1:34.613	79.904
3	5:35.746	1:34.406	80.080
4	7:09.831	1:34.085	80.353
5	8:43.322	1:33.491	80.863

KDM Hire Cookstown 100

SUPERSPORT

Group B Qualifying

Friday, 27 April 2012

DETAILED RESULT



Qualifying Classification

Position

9 52 Robert WILSON

Behind 6.446

Best Time 1:34.470 Best Speed 80.025 On 4 Gp a

Lap	Elapsed Time	Lap Time	Lap Speed
1	2:29.008	2:29.008	50.736
2	4:06.627	1:37.619	77.444
3	5:42.522	1:35.895	78.836
4	7:16.992	1:34.470	80.025
5	8:54.238	1:37.246	77.741

10 97 Seamus ELLIOTT

Behind 7.753

Best Time 1:35.777 Best Speed 78.933 On 5 Gp a

Lap	Elapsed Time	Lap Time	Lap Speed
1	2:35.812	2:35.812	48.520
2	4:17.212	1:41.400	74.556
3	5:54.605	1:37.393	77.624
4	7:30.549	1:35.944	78.796
5	9:06.326	1:35.777	78.933

11 193 Ciaran O'CALLAGHAN

Behind 8.826

Best Time 1:36.850 Best Speed 78.059 On 4 Gp a

Lap	Elapsed Time	Lap Time	Lap Speed
1	1:58.351	1:58.351	63.878
2	3:35.565	1:37.214	77.767
3	5:12.469	1:36.904	78.015
4	6:49.319	1:36.850	78.059
5	8:26.682	1:37.363	77.648

12 103 Reuben McPHEE

Behind 8.845

Best Time 1:36.869 Best Speed 78.044 On 5 Gp a

Lap	Elapsed Time	Lap Time	Lap Speed
1	2:33.909	2:33.909	49.120
2	4:17.003	1:43.094	73.331
3	5:55.546	1:38.543	76.718
4	7:32.835	1:37.289	77.707
5	9:09.704	1:36.869	78.044

Qualifying Classification

Position

13 117 Gary MILLER

Behind 9.164

Best Time 1:37.188 Best Speed 77.787 On 5 Gp a

Lap	Elapsed Time	Lap Time	Lap Speed
1	2:26.501	2:26.501	51.604
2	4:06.298	1:39.797	75.754
3	5:44.354	1:38.056	77.099
4	7:22.907	1:38.553	76.710
5	9:00.095	1:37.188	77.787

14 70 Peter WHITESIDE

Behind 9.617

Best Time 1:37.641 Best Speed 77.426 On 4 Gp a

Lap	Elapsed Time	Lap Time	Lap Speed
1	2:18.569	2:18.569	54.558
2	3:58.934	1:40.365	75.325
3	5:37.484	1:38.550	76.712
4	7:15.125	1:37.641	77.426
5	8:53.884	1:38.759	76.550

15 54 Corran SMYTH

Behind 10.353

Best Time 1:38.377 Best Speed 76.847 On 2 Gp a

Lap	Elapsed Time	Lap Time	Lap Speed
1	2:02.625	2:02.625	61.651
2	3:41.002	1:38.377	76.847
3	5:20.216	1:39.214	76.199
4	6:59.323	1:39.107	76.281
5	8:38.637	1:39.314	76.122

16 95 Robert GORDON

Behind 10.524

Best Time 1:38.548 Best Speed 76.714 On 3 Gp a

Lap	Elapsed Time	Lap Time	Lap Speed
1	2:24.670	2:24.670	52.257
2	4:04.386	1:39.716	75.815
3	5:42.934	1:38.548	76.714
4	7:22.403	1:39.469	76.004
5	9:01.499	1:39.096	76.290



Qualifying Classification

Position

17 112 William MONIE

Behind 11.160

Best Time **1:39.184** Best Speed **76.222** On **5** Gp **a**

Lap	Elapsed Time	Lap Time	Lap Speed
1	2:08.788	2:08.788	58.701
2	3:49.565	1:40.777	75.017
3	5:29.034	1:39.469	76.004
4	7:08.376	1:39.342	76.101
5	8:47.560	1:39.184	76.222

18 84 Maria COSTELLO

Behind 11.616

Best Time **1:39.640** Best Speed **75.873** On **2** Gp **a**

Lap	Elapsed Time	Lap Time	Lap Speed
1	2:11.977	2:11.977	57.283
2	3:51.617	1:39.640	75.873
3	5:33.376	1:41.759	74.293
4	8:21.395	2:48.019	44.995

19 113 Ronan PENTONY

Behind 12.370

Best Time **1:40.394** Best Speed **75.303** On **5** Gp **a**

Lap	Elapsed Time	Lap Time	Lap Speed
1	2:07.896	2:07.896	59.111
2	3:51.283	1:43.387	73.123
3	5:33.030	1:41.747	74.302
4	7:13.612	1:40.582	75.163
5	8:54.006	1:40.394	75.303

20 911 Adam SHERIFF

Behind 13.031

Best Time **1:41.055** Best Speed **74.811** On **5** Gp **a**

Lap	Elapsed Time	Lap Time	Lap Speed
1	2:33.220	2:33.220	49.341
2	4:16.639	1:43.419	73.101
3	5:58.353	1:41.714	74.326
4	7:40.125	1:41.772	74.284
5	9:21.180	1:41.055	74.811

KDM Hire Cookstown 100

SUPERSPORT


Combined Qualifying



-----Best Time / Qual Laps-----							Overall Best Time / Speed / Total Qual Laps		
Pos	Class	No	Name	Session A	Session B	Session C	Session D		
1	SSPR	6	William DUNLOP	1:27.201	-----	-----	-----	1:27.201	86.696
2	SSPR	3	Michael DUNLOP	1:27.854	-----	-----	-----	1:27.854	86.052
3	SSPR	77	Ryan FARQUHAR	-----	1:28.024	-----	-----	1:28.024	85.886
4	SSPR	18	Guy MARTIN	1:28.543	-----	-----	-----	1:28.543	85.382
5	SSPR	65	Michael SWEENEY	-----	1:29.019	-----	-----	1:29.019	84.926
6	SSPR	13	Adrian ARCHIBALD	1:29.339	-----	-----	-----	1:29.339	84.621
7	SSPR	111	Brian McCORMACK	-----	1:30.866	-----	-----	1:30.866	83.199
8	SSPR	186	Derek McGEE	-----	1:30.904	-----	-----	1:30.904	83.165
9	SSPR	16	John BURROWS	1:31.025	-----	-----	-----	1:31.025	83.054
10	SSPR	71	Davy MORGAN	-----	1:31.846	-----	-----	1:31.846	82.312
11	SSPR	64	Stephen McKNIGHT	-----	1:32.565	-----	-----	1:32.565	81.672
12	SSPR	96	Andy FARRELL	-----	1:32.570	-----	-----	1:32.570	81.668
13	SSPR	25	Ivan SHANLEY	1:33.432	-----	-----	-----	1:33.432	80.914
14	SSPR	44	Glenn WALKER	1:33.488	-----	-----	-----	1:33.488	80.866
15	SSPR	9	Wayne KIRWAN	1:37.350	1:33.491	-----	-----	1:33.491	80.863
16	SSPR	123	Michal DOKOUPIL	1:34.174	-----	-----	-----	1:34.174	80.277
17	SSPR	52	Robert WILSON	-----	1:34.470	-----	-----	1:34.470	80.025
18	SSPR	24	Craig SHIRLAW	1:34.733	-----	-----	-----	1:34.733	79.803
19	SSPR	43	Robbie LYALL	1:34.774	-----	-----	-----	1:34.774	79.769
20	SSPR	26	Dennis BOOTH	1:35.124	-----	-----	-----	1:35.124	79.475
21	SSPR	30	Wayne KENNEDY	1:35.470	-----	-----	-----	1:35.470	79.187
22	SSPR	97	Seamus ELLIOTT	-----	1:35.777	-----	-----	1:35.777	78.933
23	SSPR	28	Paul GARTLAND	1:36.118	-----	-----	-----	1:36.118	78.653
24	SSPR	42	Rob BARBER	1:36.272	-----	-----	-----	1:36.272	78.528
25	SSPR	11	Callum LAIDLAW	1:36.278	-----	-----	-----	1:36.278	78.523
26	SSPR	22	Stephen McILVENNA	1:36.454	-----	-----	-----	1:36.454	78.379
27	SSPR	27	James McCANN	1:36.503	-----	-----	-----	1:36.503	78.340
28	SSPR	193	Ciaran O'CALLAGHAN	-----	1:36.850	-----	-----	1:36.850	78.059
29	SSPR	103	Reuben McPHEE	-----	1:36.869	-----	-----	1:36.869	78.044
30	SSPR	117	Gary MILLER	-----	1:37.188	-----	-----	1:37.188	77.787
31	SSPR	70	Peter WHITESIDE	-----	1:37.641	-----	-----	1:37.641	77.426
32	SSPR	12	Alan JACKSON	1:38.216	-----	-----	-----	1:38.216	76.973
33	SSPR	54	Corran SMYTH	-----	1:38.377	-----	-----	1:38.377	76.847
34	SSPR	95	Robert GORDON	-----	1:38.548	-----	-----	1:38.548	76.714
35	SSPR	112	William MONIE	-----	1:39.184	-----	-----	1:39.184	76.222
36	SSPR	84	Maria COSTELLO	-----	1:39.640	-----	-----	1:39.640	75.873
37	SSPR	17	Olin HANAK	1:39.864	-----	-----	-----	1:39.864	75.703
38	SSPR	113	Ronan PENTONY	-----	1:40.394	-----	-----	1:40.394	75.303
39	SSPR	911	Adam SHERIFF	-----	1:41.055	-----	-----	1:41.055	74.811
40	SSPR	14	Rodney LITTLE	1:41.917	-----	-----	-----	1:41.917	74.178
41	SSPR	39	Oliver DUPUY	1:42.151	-----	-----	-----	1:42.151	74.008
42	SSPR	38	Derek WILKIE	1:42.720	-----	-----	-----	1:42.720	73.598

Provisional result to be confirmed by the Stewards of the Meeting subject to completion of technical inspections & the time limit for protests

Page 1 / 1

Circuit	Orritor	Signed		Organising Club	Cookstown & District MCC
Length(miles)	2.1000		Chief Timekeeper		
Weather		Issued At:			
Track					



MCUI Ulster
Centre Timing
powered by
e-Laps timing software

www.elaps-timing.com



KDM HIRE COOKSTOWN 100

SUPERSPORT

Orritor 2.100 Miles

R11: Cookstown District Council Supersport A

28/04/2012 14:00

Race (8 Laps)

RACE 11 - SUPERSPORT A

11	97 A	28 B	
10	43 A	26 B	30 C
9	123 A	52 B	24 C
8			
7	44 A	9 B	
6	64 A	96 B	25 C
5	186 A	16 B	71 C
4			
3	111 A		
2	18 A	65 B	13 C
1	6 A POLE POSITION	3 B	77 C



KDM HIRE COOKSTOWN 100

SUPERSPORT

Orritor 2.100 Miles


R12: Braeside Bar & Restaurant Supersport B

28/04/2012 14:25

Race (6 Laps)

RACE 12 - SUPERSPORT B

10	38 A		
9	911 A	14 B	39 C
8			C
7	17 A	113 B	
6	95 A	112 B	84 C
5	70 A	12 B	54 C
4			C
3	117 A		
2	27 A	193 B	103 C
1	42 A POLE POSITION	11 B	22 C



KDM Hire Cookstown 100

SUPERSPORT

Race 11 - Cookstown District Council Supersport A

Saturday, 28 April 2012



Pos	Class	No	Name	Machine / Sponsor	Gp	Laps	Total Time	Behind	Speed	-----Best Lap-----		
										Time	Speed	On
Race Classification												
1	SSPR	77	Ryan FARQUHAR	Kawasaki - KMR Kawasaki	a	4	5:46.875		87.178	1:25.157	88.777	3
2	SSPR	6	William DUNLOP	Honda - Wilson Craig Racing	a	4	5:51.025	4.150	86.148	1:26.109	87.796	3
3	SSPR	3	Michael DUNLOP	Suzuki - Ard Na Mara/McAadoo Racing	a	4	5:51.799	4.924	85.958	1:26.233	87.669	4
4	SSPR	111	Brian McCORMACK	Yamaha - CD Racing	a	4	6:00.946	14.071	83.780	1:28.622	85.306	2
5	SSPR	13	Adrian ARCHIBALD	Yamaha - AMA Racing	a	4	6:01.067	14.192	83.752	1:28.248	85.668	2
6	SSPR	65	Michael SWEENEY	Yamaha - MJR Racing	a	4	6:01.263	14.388	83.706	1:28.350	85.569	3
7	SSPR	16	John BURROWS	Honda - Moira MRC	b	4	6:06.566	19.691	82.495	1:29.980	84.019	4
8	SSPR	25	Ivan SHANLEY	Yamaha - Ty-Rock	b	4	6:07.033	20.158	82.390	1:30.120	83.888	2
9	SSPR	123	Michal DOKOUPIL	Yamaha	c	4	6:07.066	20.191	82.383	1:29.837	84.152	2
10	SSPR	52	Robert WILSON	Kawasaki - Stoddart Racing	c	4	6:07.336	20.461	82.322	1:30.312	83.710	4
11	SSPR	9	Wayne KIRWAN	Yamaha - MRP Racing	b	4	6:09.579	22.704	81.823	1:29.369	84.593	4
12	SSPR	96	Andy FARRELL	Yamaha - Farrelly Racing	b	4	6:12.015	25.140	81.287	1:31.292	82.811	2
13	SSPR	64	Stephen McKNIGHT	Yamaha	b	4	6:12.477	25.602	81.186	1:31.213	82.883	4
14	SSPR	24	Craig SHIRLAW	Kawasaki - Shirlaws Motorcycles	c	4	6:15.592	28.717	80.513	1:32.258	81.944	4
15	SSPR	97	Seamus ELLIOTT	Yamaha - Logan Racing	c	4	6:16.001	29.126	80.425	1:31.802	82.351	4
16	SSPR	28	Paul GARTLAND	Honda - Auto Tech / Bar Doe	c	4	6:16.511	29.636	80.316	1:31.789	82.363	4
17	SSPR	44	Glenn WALKER	Kawasaki - Scotts Garage	b	4	6:17.372	30.497	80.133	1:31.488	82.634	4
18	SSPR	30	Wayne KENNEDY	Suzuki - GB Racing	c	4	6:27.665	40.790	78.005	1:34.747	79.791	4
19	SSPR	26	Dennis BOOTH	Yamaha	c	4	6:27.796	40.921	77.979	1:34.762	79.779	4

Fastest Lap

SSPR	77	Ryan FARQUHAR	Kawasaki - KMR Kawasaki	a						1:25.157	88.777	3
------	----	---------------	-------------------------	---	--	--	--	--	--	----------	--------	---

Not Classified


DNF	SSPR	71	Davy MORGAN	Yamaha - CSC Racing	b	4	6:04.833	17.958	82.887	1:28.626	85.302	4
DNF	SSPR	186	Derek McGEE	Yamaha	b	2	3:26.186	2 Laps	73.332	1:33.404	80.939	1
DNF	SSPR	43	Robbie LYALL	Suzuki	c	1	1:47.934	3 Laps	70.043	1:47.934	70.043	1

Announcements

Race red flagged after leaders had completed 5 laps - Result declared at 4 laps

Provisional result to be confirmed by the Stewards of the Meeting subject to completion of technical inspections & the time limit for protests

Page 1 / 1

Circuit	Orritor	Signed	 Chief Timekeeper	Organising Club	Cookstown & District MCC
Length(miles)	2.1000	Issued At:	15:52	Race Started	15:39
Weather	Cloudy, 11°C, 45%RH			Gp Time Diff	- b 9.84 / c 21.95
Track	Dry, 22°C				



MCUI Ulster
Centre Timing
powered by
e-Laps timing software

www.elaps-timing.com





Race Classification

1 77 Ryan FARQUHAR

Total Time **5:46.875** Avg Speed **87.178** Behind
 Best Time **1:25.157** Best Speed **88.777** On **3** Gp **a**

Lap	Elapsed Time	Lap Time	Lap Speed
1	1:30.546	1:30.546	83.493
2	2:55.921	1:25.375	88.551
3	4:21.078	1:25.157	88.777
4	5:46.875	1:25.797	88.115

2 6 William DUNLOP

Total Time **5:51.025** Avg Speed **86.148** Behind **4.150**
 Best Time **1:26.109** Best Speed **87.796** On **3** Gp **a**

Lap	Elapsed Time	Lap Time	Lap Speed
1	1:31.581	1:31.581	82.550
2	2:57.945	1:26.364	87.536
3	4:24.054	1:26.109	87.796
4	5:51.025	1:26.971	86.926

3 3 Michael DUNLOP

Total Time **5:51.799** Avg Speed **85.958** Behind **4.924**
 Best Time **1:26.233** Best Speed **87.669** On **4** Gp **a**

Lap	Elapsed Time	Lap Time	Lap Speed
1	1:32.396	1:32.396	81.822
2	2:58.978	1:26.582	87.316
3	4:25.566	1:26.588	87.310
4	5:51.799	1:26.233	87.669

4 111 Brian McCORMACK

Total Time **6:00.946** Avg Speed **83.780** Behind **14.071**
 Best Time **1:28.622** Best Speed **85.306** On **2** Gp **a**

Lap	Elapsed Time	Lap Time	Lap Speed
1	1:33.646	1:33.646	80.730
2	3:02.268	1:28.622	85.306
3	4:31.120	1:28.852	85.085
4	6:00.946	1:29.826	84.163

5 13 Adrian ARCHIBALD

Total Time **6:01.067** Avg Speed **83.752** Behind **14.192**
 Best Time **1:28.248** Best Speed **85.668** On **2** Gp **a**

Lap	Elapsed Time	Lap Time	Lap Speed
1	1:34.118	1:34.118	80.325
2	3:02.366	1:28.248	85.668
3	4:31.228	1:28.862	85.076
4	6:01.067	1:29.839	84.151

Race Classification

6 65 Michael SWEENEY

Total Time **6:01.263** Avg Speed **83.706** Behind **14.388**
 Best Time **1:28.350** Best Speed **85.569** On **3** Gp **a**

Lap	Elapsed Time	Lap Time	Lap Speed
1	1:34.617	1:34.617	79.901
2	3:03.184	1:28.567	85.359
3	4:31.534	1:28.350	85.569
4	6:01.263	1:29.729	84.254

7 16 John BURROWS

Total Time **6:06.566** Avg Speed **82.495** Behind **19.691**
 Best Time **1:29.980** Best Speed **84.019** On **4** Gp **b**

Lap	Elapsed Time	Lap Time	Lap Speed
1	1:35.071	1:35.071	79.520
2	3:06.083	1:31.012	83.066
3	4:36.586	1:30.503	83.533
4	6:06.566	1:29.980	84.019

8 25 Ivan SHANLEY

Total Time **6:07.033** Avg Speed **82.390** Behind **20.158**
 Best Time **1:30.120** Best Speed **83.888** On **2** Gp **b**

Lap	Elapsed Time	Lap Time	Lap Speed
1	1:35.554	1:35.554	79.118
2	3:05.674	1:30.120	83.888
3	4:36.109	1:30.435	83.596
4	6:07.033	1:30.924	83.146

9 123 Michal DOKOUPIL

Total Time **6:07.066** Avg Speed **82.383** Behind **20.191**
 Best Time **1:29.837** Best Speed **84.152** On **2** Gp **c**


Lap	Elapsed Time	Lap Time	Lap Speed
1	1:35.564	1:35.564	79.109
2	3:05.401	1:29.837	84.152
3	4:36.206	1:30.805	83.255
4	6:07.066	1:30.860	83.205

10 52 Robert WILSON

Total Time **6:07.336** Avg Speed **82.322** Behind **20.461**
 Best Time **1:30.312** Best Speed **83.710** On **4** Gp **c**

Lap	Elapsed Time	Lap Time	Lap Speed
1	1:36.219	1:36.219	78.571
2	3:06.548	1:30.329	83.694
3	4:37.024	1:30.476	83.558
4	6:07.336	1:30.312	83.710





SUPERSPORT

Race 11 - Cookstown District Council Supersport A

Saturday, 28 April 2012

DETAILED RESULT

Race Classification

11 9 Wayne KIRWAN

Total Time **6:09.579** Avg Speed **81.823** Behind **22.704**
 Best Time **1:29.369** Best Speed **84.593** On **4** Gp **b**

Lap	Elapsed Time	Lap Time	Lap Speed
1	1:39.932	1:39.932	75.651
2	3:09.745	1:29.813	84.175
3	4:40.210	1:30.465	83.568
4	6:09.579	1:29.369	84.593

12 96 Andy FARRELL

Total Time **6:12.015** Avg Speed **81.287** Behind **25.140**
 Best Time **1:31.292** Best Speed **82.811** On **2** Gp **b**

Lap	Elapsed Time	Lap Time	Lap Speed
1	1:37.411	1:37.411	77.609
2	3:08.703	1:31.292	82.811
3	4:40.054	1:31.351	82.758
4	6:12.015	1:31.961	82.209

13 64 Stephen McKNIGHT

Total Time **6:12.477** Avg Speed **81.186** Behind **25.602**
 Best Time **1:31.213** Best Speed **82.883** On **4** Gp **b**

Lap	Elapsed Time	Lap Time	Lap Speed
1	1:38.021	1:38.021	77.126
2	3:09.603	1:31.582	82.549
3	4:41.264	1:31.661	82.478
4	6:12.477	1:31.213	82.883

14 24 Craig SHIRLAW

Total Time **6:15.592** Avg Speed **80.513** Behind **28.717**
 Best Time **1:32.258** Best Speed **81.944** On **4** Gp **c**

Lap	Elapsed Time	Lap Time	Lap Speed
1	1:38.440	1:38.440	76.798
2	3:10.999	1:32.559	81.678
3	4:43.334	1:32.335	81.876
4	6:15.592	1:32.258	81.944

15 97 Seamus ELLIOTT

Total Time **6:16.001** Avg Speed **80.425** Behind **29.126**
 Best Time **1:31.802** Best Speed **82.351** On **4** Gp **c**

Lap	Elapsed Time	Lap Time	Lap Speed
1	1:38.928	1:38.928	76.419
2	3:11.594	1:32.666	81.583
3	4:44.199	1:32.605	81.637
4	6:16.001	1:31.802	82.351

Race Classification

16 28 Paul GARTLAND

Total Time **6:16.511** Avg Speed **80.316** Behind **29.636**
 Best Time **1:31.789** Best Speed **82.363** On **4** Gp **c**

Lap	Elapsed Time	Lap Time	Lap Speed
1	1:39.335	1:39.335	76.106
2	3:11.985	1:32.650	81.597
3	4:44.722	1:32.737	81.521
4	6:16.511	1:31.789	82.363

17 44 Glenn WALKER

Total Time **6:17.372** Avg Speed **80.133** Behind **30.497**
 Best Time **1:31.488** Best Speed **82.634** On **4** Gp **b**

Lap	Elapsed Time	Lap Time	Lap Speed
1	1:40.139	1:40.139	75.495
2	3:13.396	1:33.257	81.066
3	4:45.884	1:32.488	81.740
4	6:17.372	1:31.488	82.634

18 30 Wayne KENNEDY

Total Time **6:27.665** Avg Speed **78.005** Behind **40.790**
 Best Time **1:34.747** Best Speed **79.791** On **4** Gp **c**

Lap	Elapsed Time	Lap Time	Lap Speed
1	1:42.685	1:42.685	73.623
2	3:17.895	1:35.210	79.403
3	4:52.918	1:35.023	79.560
4	6:27.665	1:34.747	79.791

19 26 Dennis BOOTH

Total Time **6:27.796** Avg Speed **77.979** Behind **40.921**
 Best Time **1:34.762** Best Speed **79.779** On **4** Gp **c**

Lap	Elapsed Time	Lap Time	Lap Speed
1	1:42.761	1:42.761	73.569
2	3:18.068	1:35.307	79.323
3	4:53.034	1:34.966	79.607
4	6:27.796	1:34.762	79.779

Not Classified

DNF 71 Davy MORGAN

Total Time **6:04.833** Avg Speed **82.887** Behind **17.958**
 Best Time **1:28.626** Best Speed **85.302** On **4** Gp **b**

Lap	Elapsed Time	Lap Time	Lap Speed
1	1:35.926	1:35.926	78.811
2	3:06.260	1:30.334	83.689
3	4:36.207	1:29.947	84.049
4	6:04.833	1:28.626	85.302


KDM Hire Cookstown 100

SUPERSPORT

Race 11 - Cookstown District Council Supersport A

Saturday, 28 April 2012

DETAILED RESULT



Not Classified

DNF 186 Derek McGEE

Total Time **3:26.186** Avg Speed **73.332** Behind **2 Laps**

Best Time **1:33.404** Best Speed **80.939** On **1** Gp **b**


Lap	Elapsed Time	Lap Time	Lap Speed
1	1:33.404	1:33.404	80.939
2	3:26.186	1:52.782	67.032

DNF 43 Robbie LYALL

Total Time **1:47.934** Avg Speed **70.043** Behind **3 Laps**

Best Time **1:47.934** Best Speed **70.043** On **1** Gp **c**

Lap	Elapsed Time	Lap Time	Lap Speed
1	1:47.934	1:47.934	70.043



1

No	Name	G	Elapsed Time	Lap Time
77	Ryan FARQUHAR	a	1:30.546	1:30.546
6	William DUNLOP	a	1:31.581	1:31.581
3	Michael DUNLOP	a	1:32.396	1:32.396
186	Derek McGEE	b	1:33.404	1:33.404
111	Brian McCORMACK	a	1:33.646	1:33.646
13	Adrian ARCHIBALD	a	1:34.118	1:34.118
65	Michael SWEENEY	a	1:34.617	1:34.617
16	John BURROWS	b	1:35.071	1:35.071
25	Ivan SHANLEY	b	1:35.554	1:35.554
123	Michal DOKOUPIL	c	1:35.564	1:35.564
71	Davy MORGAN	b	1:35.926	1:35.926
52	Robert WILSON	c	1:36.219	1:36.219
96	Andy FARRELL	b	1:37.411	1:37.411
64	Stephen McKNIGHT	b	1:38.021	1:38.021
24	Craig SHIRLAW	c	1:38.440	1:38.440
97	Seamus ELLIOTT	c	1:38.928	1:38.928
28	Paul GARTLAND	c	1:39.335	1:39.335
9	Wayne KIRWAN	b	1:39.932	1:39.932
44	Glenn WALKER	b	1:40.139	1:40.139
30	Wayne KENNEDY	c	1:42.685	1:42.685
26	Dennis BOOTH	c	1:42.761	1:42.761
43	Robbie LYALL	c	1:47.934	1:47.934

2

No	Name	G	Elapsed Time	Lap Time
77	Ryan FARQUHAR	a	2:55.921	1:25.375
6	William DUNLOP	a	2:57.945	1:26.364
3	Michael DUNLOP	a	2:58.978	1:26.582
111	Brian McCORMACK	a	3:02.268	1:28.622
13	Adrian ARCHIBALD	a	3:02.366	1:28.248
65	Michael SWEENEY	a	3:03.184	1:28.567
123	Michal DOKOUPIL	c	3:05.401	1:29.837
25	Ivan SHANLEY	b	3:05.674	1:30.120
16	John BURROWS	b	3:06.083	1:31.012
71	Davy MORGAN	b	3:06.260	1:30.334
52	Robert WILSON	c	3:06.548	1:30.329
96	Andy FARRELL	b	3:08.703	1:31.292
64	Stephen McKNIGHT	b	3:09.603	1:31.582
9	Wayne KIRWAN	b	3:09.745	1:29.813
24	Craig SHIRLAW	c	3:10.999	1:32.559
97	Seamus ELLIOTT	c	3:11.594	1:32.666
28	Paul GARTLAND	c	3:11.985	1:32.650
44	Glenn WALKER	b	3:13.396	1:33.257
30	Wayne KENNEDY	c	3:17.895	1:35.210
26	Dennis BOOTH	c	3:18.068	1:35.307
186	Derek McGEE	b	3:26.186	1:52.782

3

No	Name	G	Elapsed Time	Lap Time
77	Ryan FARQUHAR	a	4:21.078	1:25.157
6	William DUNLOP	a	4:24.054	1:26.109
3	Michael DUNLOP	a	4:25.566	1:26.588
111	Brian McCORMACK	a	4:31.120	1:28.852
13	Adrian ARCHIBALD	a	4:31.228	1:28.862
65	Michael SWEENEY	a	4:31.534	1:28.350
25	Ivan SHANLEY	b	4:36.109	1:30.435
123	Michal DOKOUPIL	c	4:36.206	1:30.805
71	Davy MORGAN	b	4:36.207	1:29.947
16	John BURROWS	b	4:36.586	1:30.503
52	Robert WILSON	c	4:37.024	1:30.476
96	Andy FARRELL	b	4:40.054	1:31.351
9	Wayne KIRWAN	b	4:40.210	1:30.465
64	Stephen McKNIGHT	b	4:41.264	1:31.661
24	Craig SHIRLAW	c	4:43.334	1:32.335
97	Seamus ELLIOTT	c	4:44.199	1:32.605
28	Paul GARTLAND	c	4:44.722	1:32.737
44	Glenn WALKER	b	4:45.884	1:32.488
30	Wayne KENNEDY	c	4:52.918	1:35.023
26	Dennis BOOTH	c	4:53.034	1:34.966

4

No	Name	G	Elapsed Time	Lap Time
77	Ryan FARQUHAR	a	5:46.875	1:25.797
6	William DUNLOP	a	5:51.025	1:26.971
3	Michael DUNLOP	a	5:51.799	1:26.233
111	Brian McCORMACK	a	6:00.946	1:29.826
13	Adrian ARCHIBALD	a	6:01.067	1:29.839
65	Michael SWEENEY	a	6:01.263	1:29.729
71	Davy MORGAN	b	6:04.833	1:28.626
16	John BURROWS	b	6:06.566	1:29.980
25	Ivan SHANLEY	b	6:07.033	1:30.924
123	Michal DOKOUPIL	c	6:07.066	1:30.860
52	Robert WILSON	c	6:07.336	1:30.312
9	Wayne KIRWAN	b	6:09.579	1:29.369
96	Andy FARRELL	b	6:12.015	1:31.961
64	Stephen McKNIGHT	b	6:12.477	1:31.213
24	Craig SHIRLAW	c	6:15.592	1:32.258
97	Seamus ELLIOTT	c	6:16.001	1:31.802
28	Paul GARTLAND	c	6:16.511	1:31.789
44	Glenn WALKER	b	6:17.372	1:31.488
30	Wayne KENNEDY	c	6:27.665	1:34.747
26	Dennis BOOTH	c	6:27.796	1:34.762

KDM Hire Cookstown 100

SUPERSPORT

Race 12 - Braeside Bar & Restaurant Supersport B

Saturday, 28 April 2012




Pos	Class	No	Name	Machine / Sponsor	Gp	Laps	Total Time	Behind	Speed	-----Best Lap-----		
										Time	Speed	On
Race Classification												
1	SSPR	36	Michael PEARSON	Yamaha - D&GW/Carryduff Forklifts	c	5	7:36.858		82.739	1:28.952	84.990	4
2	SSPR	11	Callum LAIDLAW	Yamaha	a	5	7:49.978	13.120	80.429	1:32.513	81.718	4
3	SSPR	150	William DAVISON	Honda - Hill Contracts	c	5	7:52.737	15.879	79.960	1:32.024	82.152	2
4	SSPR	27	James McCANN	Yamaha - Dixons Contractors	a	5	7:58.102	21.244	79.063	1:34.446	80.046	4
5	SSPR	112	William MONIE	Yamaha	b	5	8:01.240	24.382	78.547	1:35.084	79.509	2
6	SSPR	103	Reuben McPHEE	Yamaha - N.J.T. Racing	a	5	8:01.352	24.494	78.529	1:35.014	79.567	3
7	SSPR	22	Stephen McILVENNA	Yamaha	a	5	8:01.838	24.980	78.450	1:34.930	79.638	2
8	SSPR	70	Peter WHITESIDE	Honda	b	5	8:04.655	27.797	77.994	1:34.510	79.992	4
9	SSPR	117	Gary MILLER	Suzuki	a	5	8:05.184	28.326	77.909	1:35.052	79.535	3
10	SSPR	12	Alan JACKSON	Honda - W A Corless / Jackson Racing	b	5	8:06.499	29.641	77.698	1:34.805	79.743	5
11	SSPR	911	Adam SHERIFF	Yamaha	c	5	8:08.676	31.818	77.352	1:35.453	79.201	4
12	SSPR	95	Robert GORDON	Honda	b	5	8:11.036	34.178	76.980	1:36.488	78.352	4
13	SSPR	113	Ronan PENTONY	Yamaha - rideireland.com	b	5	8:11.541	34.683	76.901	1:35.977	78.769	2
14	SSPR	17	Olin HANAK	Honda	b	5	8:12.182	35.324	76.801	1:35.886	78.844	2
15	SSPR	193	Ciaran O'CALLAGHAN	Suzuki	a	5	8:13.157	36.299	76.649	1:36.894	78.023	2
16	SSPR	84	Maria COSTELLO	Yamaha - Cookstown BE Racing	b	5	8:16.326	39.468	76.160	1:36.387	78.434	4
17	SSPR	39	Oliver DUPUY	Yamaha	c	5	8:16.363	39.505	76.154	1:37.913	77.211	4
18	SSPR	54	Corran SMYTH	Suzuki - Team GAS Racing	b	5	8:22.900	46.042	75.164	1:38.532	76.726	3
19	SSPR	38	Derek WILKIE	Kawasaki	c	5	8:22.926	46.068	75.160	1:38.761	76.548	5

Fastest Lap

SSPR	36	Michael PEARSON	Yamaha - D&GW/Carryduff Forklifts	c						1:28.952	84.990	4
------	----	-----------------	-----------------------------------	---	--	--	--	--	--	----------	--------	---

Provisional result to be confirmed by the Stewards of the Meeting subject to completion of technical inspections & the time limit for protests

Page 1 / 1

Circuit	Orritor	Signed		Organising Club	Cookstown & District MCC
Length(miles)	2.1000		Chief Timekeeper	Race Started	16:16
Weather	Cloudy, 10°C, 48%RH	Issued At:	16:27	Gp Time Diff - b 10.9 / c 23.48	
Track	Dry, 19°C				



MCUI Ulster
Centre Timing
powered by
e-Laps timing software

www.elaps-timing.com





Race Classification

1 36 Michael PEARSON

Total Time **7:36.858** Avg Speed **82.739** Behind
 Best Time **1:28.952** Best Speed **84.990** On **4** Gp **c**

Lap	Elapsed Time	Lap Time	Lap Speed
1	1:34.502	1:34.502	79.998
2	3:07.200	1:32.698	81.555
3	4:37.022	1:29.822	84.166
4	6:05.974	1:28.952	84.990
5	7:36.858	1:30.884	83.183

2 11 Callum LAIDLAW

Total Time **7:49.978** Avg Speed **80.429** Behind **13.120**
 Best Time **1:32.513** Best Speed **81.718** On **4** Gp **a**

Lap	Elapsed Time	Lap Time	Lap Speed
1	1:38.317	1:38.317	76.894
2	3:12.079	1:33.762	80.630
3	4:44.750	1:32.671	81.579
4	6:17.263	1:32.513	81.718
5	7:49.978	1:32.715	81.540

3 150 William DAVISON

Total Time **7:52.737** Avg Speed **79.960** Behind **15.879**
 Best Time **1:32.024** Best Speed **82.152** On **2** Gp **c**

Lap	Elapsed Time	Lap Time	Lap Speed
1	1:36.301	1:36.301	78.504
2	3:08.325	1:32.024	82.152
3	4:45.548	1:37.223	77.759
4	6:20.538	1:34.990	79.587
5	7:52.737	1:32.199	81.997

4 27 James McCANN

Total Time **7:58.102** Avg Speed **79.063** Behind **21.244**
 Best Time **1:34.446** Best Speed **80.046** On **4** Gp **a**

Lap	Elapsed Time	Lap Time	Lap Speed
1	1:39.355	1:39.355	76.091
2	3:14.367	1:35.012	79.569
3	4:49.165	1:34.798	79.749
4	6:23.611	1:34.446	80.046
5	7:58.102	1:34.491	80.008

Race Classification

5 112 William MONIE

Total Time **8:01.240** Avg Speed **78.547** Behind **24.382**
 Best Time **1:35.084** Best Speed **79.509** On **2** Gp **b**

Lap	Elapsed Time	Lap Time	Lap Speed
1	1:40.059	1:40.059	75.555
2	3:15.143	1:35.084	79.509
3	4:50.422	1:35.279	79.346
4	6:25.768	1:35.346	79.290
5	8:01.240	1:35.472	79.186

6 103 Reuben McPHEE

Total Time **8:01.352** Avg Speed **78.529** Behind **24.494**
 Best Time **1:35.014** Best Speed **79.567** On **3** Gp **a**

Lap	Elapsed Time	Lap Time	Lap Speed
1	1:40.309	1:40.309	75.367
2	3:15.732	1:35.423	79.226
3	4:50.746	1:35.014	79.567
4	6:25.980	1:35.234	79.383
5	8:01.352	1:35.372	79.269

7 22 Stephen McILVENNA

Total Time **8:01.838** Avg Speed **78.450** Behind **24.980**
 Best Time **1:34.930** Best Speed **79.638** On **2** Gp **a**

Lap	Elapsed Time	Lap Time	Lap Speed
1	1:40.889	1:40.889	74.934
2	3:15.819	1:34.930	79.638
3	4:50.873	1:35.054	79.534
4	6:26.113	1:35.240	79.378
5	8:01.838	1:35.725	78.976

8 70 Peter WHITESIDE

Total Time **8:04.655** Avg Speed **77.994** Behind **27.797**
 Best Time **1:34.510** Best Speed **79.992** On **4** Gp **b**

Lap	Elapsed Time	Lap Time	Lap Speed
1	1:42.950	1:42.950	73.434
2	3:19.711	1:36.761	78.131
3	4:55.197	1:35.486	79.174
4	6:29.707	1:34.510	79.992
5	8:04.655	1:34.948	79.623





SUPERSPORT

Race 12 - Braeside Bar & Restaurant Supersport B

Saturday, 28 April 2012

DETAILED RESULT

Race Classification

9 117 Gary MILLER

Total Time **8:05.184** Avg Speed **77.909** Behind **28.326**
 Best Time **1:35.052** Best Speed **79.535** On **3** Gp **a**

Lap	Elapsed Time	Lap Time	Lap Speed
1	1:40.539	1:40.539	75.195
2	3:16.686	1:36.147	78.630
3	4:51.738	1:35.052	79.535
4	6:28.585	1:36.847	78.061
5	8:05.184	1:36.599	78.262

10 12 Alan JACKSON

Total Time **8:06.499** Avg Speed **77.698** Behind **29.641**
 Best Time **1:34.805** Best Speed **79.743** On **5** Gp **b**

Lap	Elapsed Time	Lap Time	Lap Speed
1	1:42.495	1:42.495	73.760
2	3:19.428	1:36.933	77.992
3	4:56.693	1:37.265	77.726
4	6:31.694	1:35.001	79.578
5	8:06.499	1:34.805	79.743

11 911 Adam SHERIFF

Total Time **8:08.676** Avg Speed **77.352** Behind **31.818**
 Best Time **1:35.453** Best Speed **79.201** On **4** Gp **c**

Lap	Elapsed Time	Lap Time	Lap Speed
1	1:40.963	1:40.963	74.879
2	3:17.761	1:36.798	78.101
3	4:53.614	1:35.853	78.871
4	6:29.067	1:35.453	79.201
5	8:08.676	1:39.609	75.897

12 95 Robert GORDON

Total Time **8:11.036** Avg Speed **76.980** Behind **34.178**
 Best Time **1:36.488** Best Speed **78.352** On **4** Gp **b**

Lap	Elapsed Time	Lap Time	Lap Speed
1	1:43.727	1:43.727	72.884
2	3:20.741	1:37.014	77.927
3	4:57.274	1:36.533	78.315
4	6:33.762	1:36.488	78.352
5	8:11.036	1:37.274	77.719

Race Classification

13 113 Ronan PENTONY

Total Time **8:11.541** Avg Speed **76.901** Behind **34.683**
 Best Time **1:35.977** Best Speed **78.769** On **2** Gp **b**

Lap	Elapsed Time	Lap Time	Lap Speed
1	1:42.733	1:42.733	73.589
2	3:18.710	1:35.977	78.769
3	4:55.746	1:37.036	77.909
4	6:32.883	1:37.137	77.828
5	8:11.541	1:38.658	76.628

14 17 Olin HANAK

Total Time **8:12.182** Avg Speed **76.801** Behind **35.324**
 Best Time **1:35.886** Best Speed **78.844** On **2** Gp **b**

Lap	Elapsed Time	Lap Time	Lap Speed
1	1:45.347	1:45.347	71.763
2	3:21.233	1:35.886	78.844
3	4:57.600	1:36.367	78.450
4	6:35.054	1:37.454	77.575
5	8:12.182	1:37.128	77.835

15 193 Ciaran O'CALLAGHAN

Total Time **8:13.157** Avg Speed **76.649** Behind **36.299**
 Best Time **1:36.894** Best Speed **78.023** On **2** Gp **a**

Lap	Elapsed Time	Lap Time	Lap Speed
1	1:42.235	1:42.235	73.947
2	3:19.129	1:36.894	78.023
3	4:57.143	1:38.014	77.132
4	6:34.754	1:37.611	77.450
5	8:13.157	1:38.403	76.827

16 84 Maria COSTELLO

Total Time **8:16.326** Avg Speed **76.160** Behind **39.468**
 Best Time **1:36.387** Best Speed **78.434** On **4** Gp **b**

Lap	Elapsed Time	Lap Time	Lap Speed
1	1:45.803	1:45.803	71.454
2	3:24.701	1:38.898	76.442
3	5:03.124	1:38.423	76.811
4	6:39.511	1:36.387	78.434
5	8:16.326	1:36.815	78.087

KDM Hire Cookstown 100

SUPERSPORT

Race 12 - Braeside Bar & Restaurant Supersport B

Saturday, 28 April 2012

DETAILED RESULT



Race Classification

17 39 Oliver DUPUY

Total Time **8:16.363** Avg Speed **76.154** Behind **39.505**

Best Time **1:37.913** Best Speed **77.211** On **4** Gp **c**

Lap	Elapsed Time	Lap Time	Lap Speed
1	1:43.409	1:43.409	73.108
2	3:21.322	1:37.913	77.211
3	4:59.439	1:38.117	77.051
4	6:37.352	1:37.913	77.211
5	8:16.363	1:39.011	76.355

18 54 Corran SMYTH

Total Time **8:22.900** Avg Speed **75.164** Behind **46.042**

Best Time **1:38.532** Best Speed **76.726** On **3** Gp **b**

Lap	Elapsed Time	Lap Time	Lap Speed
1	1:45.167	1:45.167	71.886
2	3:24.253	1:39.086	76.297
3	5:02.785	1:38.532	76.726
4	6:42.414	1:39.629	75.882
5	8:22.900	1:40.486	75.234

19 38 Derek WILKIE

Total Time **8:22.926** Avg Speed **75.160** Behind **46.068**

Best Time **1:38.761** Best Speed **76.548** On **5** Gp **c**


Lap	Elapsed Time	Lap Time	Lap Speed
1	1:46.150	1:46.150	71.220
2	3:24.941	1:38.791	76.525
3	5:04.015	1:39.074	76.307
4	6:44.165	1:40.150	75.487
5	8:22.926	1:38.761	76.548



MCUI Ulster
Centre Timing
powered by
e-Laps timing software

www.elaps-timing.com





1					3					5				
No	Name	G	Elapsed Time	Lap Time	No	Name	G	Elapsed Time	Lap Time	No	Name	G	Elapsed Time	Lap Time
36	Michael PEARSON	c	1:34.502	1:34.502	36	Michael PEARSON	c	4:37.022	1:29.822	36	Michael PEARSON	c	7:36.858	1:30.884
150	William DAVISON	c	1:36.301	1:36.301	11	Callum LAIDLAW	a	4:44.750	1:32.671	11	Callum LAIDLAW	a	7:49.978	1:32.715
11	Callum LAIDLAW	a	1:38.317	1:38.317	150	William DAVISON	c	4:45.548	1:37.223	150	William DAVISON	c	7:52.737	1:32.199
27	James McCANN	a	1:39.355	1:39.355	27	James McCANN	a	4:49.165	1:34.798	27	James McCANN	a	7:58.102	1:34.491
112	William MONIE	b	1:40.059	1:40.059	112	William MONIE	b	4:50.422	1:35.279	112	William MONIE	b	8:01.240	1:35.472
103	Reuben McPHEE	a	1:40.309	1:40.309	103	Reuben McPHEE	a	4:50.746	1:35.014	103	Reuben McPHEE	a	8:01.352	1:35.372
117	Gary MILLER	a	1:40.539	1:40.539	22	Stephen McILVENNA	a	4:50.873	1:35.054	22	Stephen McILVENNA	a	8:01.838	1:35.725
22	Stephen McILVENNA	a	1:40.889	1:40.889	117	Gary MILLER	a	4:51.738	1:35.052	70	Peter WHITESIDE	b	8:04.655	1:34.948
911	Adam SHERIFF	c	1:40.963	1:40.963	911	Adam SHERIFF	c	4:53.614	1:35.853	117	Gary MILLER	a	8:05.184	1:36.599
193	Ciaran O'CALLAGHAN	a	1:42.235	1:42.235	70	Peter WHITESIDE	b	4:55.197	1:35.486	12	Alan JACKSON	b	8:06.499	1:34.805
12	Alan JACKSON	b	1:42.495	1:42.495	113	Ronan PENTONY	b	4:55.746	1:37.036	911	Adam SHERIFF	c	8:08.676	1:39.609
113	Ronan PENTONY	b	1:42.733	1:42.733	12	Alan JACKSON	b	4:56.693	1:37.265	95	Robert GORDON	b	8:11.036	1:37.274
70	Peter WHITESIDE	b	1:42.950	1:42.950	193	Ciaran O'CALLAGHAN	a	4:57.143	1:38.014	113	Ronan PENTONY	b	8:11.541	1:38.658
39	Oliver DUPUY	c	1:43.409	1:43.409	95	Robert GORDON	b	4:57.274	1:36.533	17	Olin HANAK	b	8:12.182	1:37.128
95	Robert GORDON	b	1:43.727	1:43.727	17	Olin HANAK	b	4:57.600	1:36.367	193	Ciaran O'CALLAGHAN	a	8:13.157	1:38.403
54	Corran SMYTH	b	1:45.167	1:45.167	39	Oliver DUPUY	c	4:59.439	1:38.117	84	Maria COSTELLO	b	8:16.326	1:36.815
17	Olin HANAK	b	1:45.347	1:45.347	54	Corran SMYTH	b	5:02.785	1:38.532	39	Oliver DUPUY	c	8:16.363	1:39.011
84	Maria COSTELLO	b	1:45.803	1:45.803	84	Maria COSTELLO	b	5:03.124	1:38.423	54	Corran SMYTH	b	8:22.900	1:40.486
38	Derek WILKIE	c	1:46.150	1:46.150	38	Derek WILKIE	c	5:04.015	1:39.074	38	Derek WILKIE	c	8:22.926	1:38.761

2					4				
No	Name	G	Elapsed Time	Lap Time	No	Name	G	Elapsed Time	Lap Time
36	Michael PEARSON	c	3:07.200	1:32.698	36	Michael PEARSON	c	6:05.974	1:28.952
150	William DAVISON	c	3:08.325	1:32.024	11	Callum LAIDLAW	a	6:17.263	1:32.513
11	Callum LAIDLAW	a	3:12.079	1:33.762	150	William DAVISON	c	6:20.538	1:34.990
27	James McCANN	a	3:14.367	1:35.012	27	James McCANN	a	6:23.611	1:34.446
112	William MONIE	b	3:15.143	1:35.084	112	William MONIE	b	6:25.768	1:35.346
103	Reuben McPHEE	a	3:15.732	1:35.423	103	Reuben McPHEE	a	6:25.980	1:35.234
22	Stephen McILVENNA	a	3:15.819	1:34.930	22	Stephen McILVENNA	a	6:26.113	1:35.240
117	Gary MILLER	a	3:16.686	1:36.147	117	Gary MILLER	a	6:28.585	1:36.847
911	Adam SHERIFF	c	3:17.761	1:36.798	911	Adam SHERIFF	c	6:29.067	1:35.453
113	Ronan PENTONY	b	3:18.710	1:35.977	70	Peter WHITESIDE	b	6:29.707	1:34.510
193	Ciaran O'CALLAGHAN	a	3:19.129	1:36.894	12	Alan JACKSON	b	6:31.694	1:35.001
12	Alan JACKSON	b	3:19.428	1:36.933	113	Ronan PENTONY	b	6:32.883	1:37.137
70	Peter WHITESIDE	b	3:19.711	1:36.761	95	Robert GORDON	b	6:33.762	1:36.488
95	Robert GORDON	b	3:20.741	1:37.014	193	Ciaran O'CALLAGHAN	a	6:34.754	1:37.611
17	Olin HANAK	b	3:21.233	1:35.886	17	Olin HANAK	b	6:35.054	1:37.454
39	Oliver DUPUY	c	3:21.322	1:37.913	39	Oliver DUPUY	c	6:37.352	1:37.913
54	Corran SMYTH	b	3:24.253	1:39.086	84	Maria COSTELLO	b	6:39.511	1:36.387
84	Maria COSTELLO	b	3:24.701	1:38.898	54	Corran SMYTH	b	6:42.414	1:39.629
38	Derek WILKIE	c	3:24.941	1:38.791	38	Derek WILKIE	c	6:44.165	1:40.150

IRISH ROAD RACE SUPERSPORT

2012

					#1	
Pos	No.	Name	Total	Diff	Gap	R1
1	77	Ryan FARQUHAR	25	0	0	25
2	6	William DUNLOP	20	5	5	20
3	3	Michael DUNLOP	16	9	4	16
4	111	Brian McCORMACK	13	12	3	13
5	13	Adrian ARCHIBALD	11	14	2	11
6	65	Michael SWEENEY	10	15	1	10
7	16	John BURROWS	9	16	1	9
8	25	Ivan SHANLEY	8	17	1	8
9	123	Michal DOKOUPIL	7	18	1	7
10	52	Robert WILSON	6	19	1	6
11	9	Wayne KIRWAN	5	20	1	5
12	96	Andy FARRELL	4	21	1	4
13	64	Stephen McKNIGHT	3	22	1	3
14	24	Craig SHIRLAW	2	23	1	2
15	97	Seamus ELLIOTT	1	24	1	1

Event Legend

#1 27/04/2012 KDM HIRE COOKSTOWN 100

ULSTER ROAD RACE SUPERSPORT

2012

					#1	
Pos	No.	Name	Total	Diff	Gap	R1
1	77	Ryan FARQUHAR	25	0	0	25
2	6	William DUNLOP	20	5	5	20
3	3	Michael DUNLOP	16	9	4	16
4	111	Brian McCORMACK	13	12	3	13
5	13	Adrian ARCHIBALD	11	14	2	11
6	65	Michael SWEENEY	10	15	1	10
7	16	John BURROWS	9	16	1	9
8	25	Ivan SHANLEY	8	17	1	8
9	123	Michal DOKOUPIL	7	18	1	7
10	52	Robert WILSON	6	19	1	6
11	9	Wayne KIRWAN	5	20	1	5
12	96	Andy FARRELL	4	21	1	4
13	64	Stephen McKNIGHT	3	22	1	3
14	24	Craig SHIRLAW	2	23	1	2
15	97	Seamus ELLIOTT	1	24	1	1
16	18	Guy MARTIN	0	25	1	DNF

Event Legend

#1 27/04/2012 KDM HIRE COOKSTOWN 100