




COOKSTOWN 100

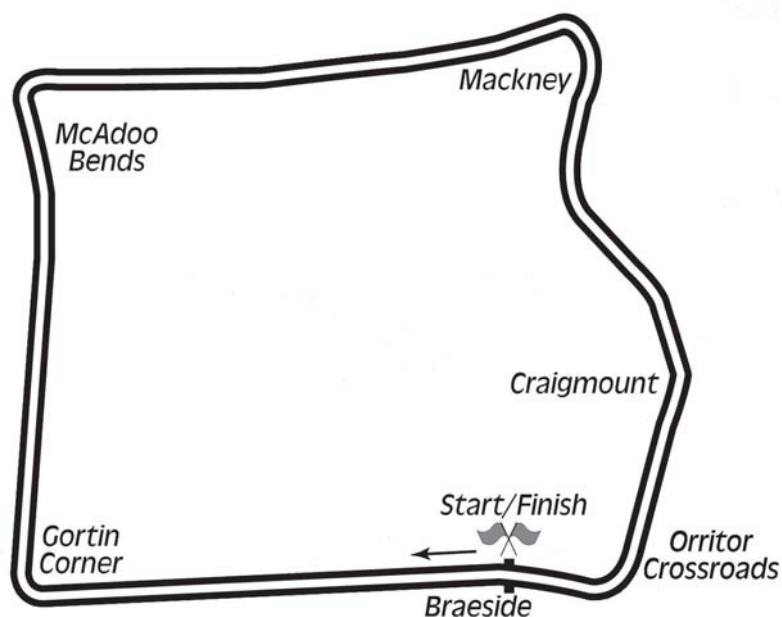
Friday 27th & Saturday 28th April 2012

promoted by Cookstown & District MCC
www.cookstown100.com

COOKSTOWN TOWN CENTRE FORUM
MOTO 3 (125cc GP)



Orritor Circuit 2.1 miles



LAP RECORDS

Class	Rider	Machine	m s	mph	Year
125cc	William Dunlop	Honda	1 34.755	79.785	2010
Moto 450	Ryan Farquhar	Kawasaki	1 37.504	77.535	2011
250cc	William Dunlop	Honda	1 29.658	84.320	2009
Supersport 400	Ryan Farquhar	Kawasaki	1 36.97	77.962	2003
Supertwins	Ryan Farquhar	Kawasaki 650	1 30.968	83.106	2011
Supersport	Michael Dunlop	Yamaha	1 24.783	89.169	2011
Superbike	Guy Martin	Suzuki	1 23.139	90.932	2011
Senior Support	Gary Robinson	Yamaha 600	1 29.956	84.041	2007
Junior Support	Ciaran Donnelly	Honda 250	1 35.932	78.806	2011
Classic 1000cc	Wattie Brown	Norton 920	1 40.273	75.394	2006
Classic 500cc	Neill McWhirter	Norton	1 41.491	74.489	2010
Classic 350cc	Paul Coward	Honda	1 43.421	73.099	2004
Classic 250cc	Geoff McMullan	Suzuki	1 47.294	70.461	2006

MOST WINS at COOKSTOWN 100

Ryan Farquhar	22	1996 - 11
Ray McCullough	14	1967 - 79
Joey Dunlop	11	1977 - 98
Robert Dunlop	11	1985 - 08
Phillip McCallen	10	1987 - 96
Courtney Junk	8	1974 - 83
Mervyn Elwood	8	1987 - 97
Noel Hudson	7	1975 - 95
Bill Swallow	7	1987 - 00
Darran Lindsay	7	2000 - 05

ALL TIME IRISH ROAD RACE WINNERS (after Killalane 2011)

Most Wins at All Irish Road Race Meetings

1.	Ryan Farquhar	173	1995-11
2.	Joey Dunlop	156	1971-00
3.	Robert Dunlop	135	1980-08
4.	Ray McCullough	109	1960-82
	Phillip McCallen	109	1987-99
6.	Brian Reid	78	1980-94

KDM Hire Cookstown 100

MOTO 3 (125cc GP)

Qualifying


Friday, 27 April 2012



Pos	Class	No	Name	Machine / Sponsor	----- Best Lap -----			On	Laps
					Time	Behind	Speed		
Qualifying Classification									
1	125R	18	Paul ROBINSON	Aprilia 125 - Stoneyford Concrete	1:40.039		75.571	6	7
2	125R	6	William DUNLOP	Honda 125 - James Delaney/TorqueTronix	1:40.452	0.413	75.260	7	7
3	125R	86	Nigel MOORE	Honda 125	1:41.580	1.541	74.424	6	7
4	125R	56	Sam WILSON	Honda 125 - Logan Racing	1:42.338	2.299	73.873	7	7
5	M3	4	Barry DAVIDSON	Honda 250 - Bob Wylie	1:42.494	2.455	73.760	7	7
6	125R	333	Warren REEVE	Honda - Flexipatch	1:43.796	3.757	72.835	6	7
7	125R	33	Sam DUNLOP	Honda 125	1:44.218	4.179	72.540	7	7
8	125R	54	Adrian COLEMAN	Honda 125	1:44.571	4.532	72.295	7	7
9	125R	61	Paul JORDAN	Honda 125	1:45.124	5.085	71.915	6	7
10	125R	3	Gary JORDAN	Honda 125 - Jack Sands Performance	1:45.352	5.313	71.759	6	6
11	125R	9	Wayne KENNEDY	Honda 125 - Harp Farm	1:46.126	6.087	71.236	5	7
12	125R	49	Malcolm LOVE	Aprilia 125	1:46.504	6.465	70.983	6	7
13	125R	97	Seamus ELLIOTT	Honda 125 - Logan Racing	1:46.626	6.587	70.902	7	7
14	125R	44	Craig GIBSON	Honda 125 - Peter Simpson Construction	1:47.384	7.345	70.402	5	7
15	125R	17	Paul HEDISON	Honda 125	1:48.968	8.929	69.378	7	7
16	125R	75	Mark McNEILLY	Honda 125 - Quarry Pro	1:49.378	9.339	69.118	6	7
17	125R	14	Jack SANDS	Honda 125	1:49.612	9.573	68.971	6	7
18	125R	59	Sarah BOYES	Honda 125	1:51.538	11.499	67.780	6	7
19	125R	15	Peter McKILLOP	Honda 125 - Law Commercials	1:51.786	11.747	67.629	6	7
20	125R	50	Mick CHATTERTON	Honda 125	1:52.478	12.439	67.213	6	7
21	125R	5	William COWDEN	Honda 125 - Ten Cowden	2:03.366	23.327	61.281	2	2

Provisional result to be confirmed by the Stewards of the Meeting subject to completion of technical inspections & the time limit for protests

Page 1 / 1

Circuit	Orritor	Signed		Organising Club	Cookstown & District MCC
Length(miles)	2.1000		Chief Timekeeper	Qualifying Started	15:58
Weather	Cloudy, 9°C, 53%RH	Issued At:	16:31		
Track	Dry, 15°C				

KDM Hire Cookstown 100

MOTO 3 (125cc GP)

Qualifying

Friday, 27 April 2012

DETAILED RESULT



Qualifying Classification

Position

1 18 Paul ROBINSON

Behind

Best Time **1:40.039** Best Speed **75.571** On **6** Gp **a**

Lap	Elapsed Time	Lap Time	Lap Speed
1	2:26.720	2:26.720	51.527
2	4:12.170	1:45.450	71.693
3	6:04.916	1:52.746	67.053
4	24:27.261	18:22.345	6.858
5	26:10.548	1:43.287	73.194
6	27:50.587	1:40.039	75.571
7	29:32.041	1:41.454	74.517

2 6 William DUNLOP

Behind **0.413**

Best Time **1:40.452** Best Speed **75.260** On **7** Gp **a**

Lap	Elapsed Time	Lap Time	Lap Speed
1	2:48.988	2:48.988	44.737
2	5:14.811	2:25.823	51.844
3	7:37.498	2:22.687	52.983
4	24:12.345	16:34.847	7.599
5	25:59.587	1:47.242	70.495
6	27:40.675	1:41.088	74.786
7	29:21.127	1:40.452	75.260

3 86 Nigel MOORE

Behind **1.541**

Best Time **1:41.580** Best Speed **74.424** On **6** Gp **a**

Lap	Elapsed Time	Lap Time	Lap Speed
1	2:22.974	2:22.974	52.877
2	4:11.159	1:48.185	69.880
3	6:03.983	1:52.824	67.007
4	23:57.815	17:53.832	7.040
5	25:46.152	1:48.337	69.782
6	27:27.732	1:41.580	74.424
7	29:09.402	1:41.670	74.358

4 56 Sam WILSON

Behind **2.299**

Best Time **1:42.338** Best Speed **73.873** On **7** Gp **a**

Lap	Elapsed Time	Lap Time	Lap Speed
1	2:43.945	2:43.945	46.113
2	4:29.399	1:45.454	71.690
3	6:38.195	2:08.796	58.697
4	24:10.976	17:32.781	7.181
5	25:54.781	1:43.805	72.829
6	27:37.870	1:43.089	73.335
7	29:20.208	1:42.338	73.873

Qualifying Classification

Position

5 4 Barry DAVIDSON

Behind **2.455**

Best Time **1:42.494** Best Speed **73.760** On **7** Gp **a**

Lap	Elapsed Time	Lap Time	Lap Speed
1	2:26.536	2:26.536	51.591
2	4:14.813	1:48.277	69.821
3	6:10.820	1:56.007	65.168
4	23:56.385	17:45.565	7.095
5	25:42.233	1:45.848	71.423
6	27:25.956	1:43.723	72.886
7	29:08.450	1:42.494	73.760

6 333 Warren REEVE

Behind **3.757**

Best Time **1:43.796** Best Speed **72.835** On **6** Gp **a**

Lap	Elapsed Time	Lap Time	Lap Speed
1	2:19.789	2:19.789	54.082
2	4:07.905	1:48.116	69.925
3	6:01.361	1:53.456	66.634
4	23:59.167	17:57.806	7.014
5	25:47.612	1:48.445	69.713
6	27:31.408	1:43.796	72.835
7	29:15.618	1:44.210	72.546

7 33 Sam DUNLOP

Behind **4.179**

Best Time **1:44.218** Best Speed **72.540** On **7** Gp **a**

Lap	Elapsed Time	Lap Time	Lap Speed
1	2:45.679	2:45.679	45.630
2	4:38.429	1:52.750	67.051
3	6:49.465	2:11.036	57.694
4	23:55.388	17:05.923	7.369
5	25:47.959	1:52.571	67.158
6	27:35.781	1:47.822	70.116
7	29:19.999	1:44.218	72.540

8 54 Adrian COLEMAN

Behind **4.532**

Best Time **1:44.571** Best Speed **72.295** On **7** Gp **a**

Lap	Elapsed Time	Lap Time	Lap Speed
1	2:22.571	2:22.571	53.026
2	4:12.845	1:50.274	68.557
3	6:04.531	1:51.686	67.690
4	23:58.818	17:54.287	7.037
5	25:47.738	1:48.920	69.409
6	27:36.579	1:48.841	69.459
7	29:21.150	1:44.571	72.295

KDM Hire Cookstown 100

MOTO 3 (125cc GP)

Qualifying

Friday, 27 April 2012

DETAILED RESULT



Qualifying Classification

Position

9 61 Paul JORDAN

Behind 5.085

Best Time 1:45.124 Best Speed 71.915 On 6 Gp a

Lap	Elapsed Time	Lap Time	Lap Speed
1	2:46.319	2:46.319	45.455
2	4:41.192	1:54.873	65.812
3	7:01.476	2:20.284	53.891
4	24:12.144	17:10.668	7.335
5	26:00.466	1:48.322	69.792
6	27:45.590	1:45.124	71.915
7	29:31.843	1:46.253	71.151

10 3 Gary JORDAN

Behind 5.313

Best Time 1:45.352 Best Speed 71.759 On 6 Gp a

Lap	Elapsed Time	Lap Time	Lap Speed
1	2:27.140	2:27.140	51.380
2	6:05.643	3:38.503	34.599
3	24:55.022	18:49.379	6.694
4	26:44.549	1:49.527	69.024
5	28:31.039	1:46.490	70.993
6	30:16.391	1:45.352	71.759

11 9 Wayne KENNEDY

Behind 6.087

Best Time 1:46.126 Best Speed 71.236 On 5 Gp a

Lap	Elapsed Time	Lap Time	Lap Speed
1	2:28.968	2:28.968	50.749
2	4:16.473	1:47.505	70.322
3	6:14.520	1:58.047	64.042
4	24:04.199	17:49.679	7.068
5	25:50.325	1:46.126	71.236
6	27:39.837	1:49.512	69.034
7	29:26.937	1:47.100	70.588

12 49 Malcolm LOVE

Behind 6.465

Best Time 1:46.504 Best Speed 70.983 On 6 Gp a

Lap	Elapsed Time	Lap Time	Lap Speed
1	2:16.090	2:16.090	55.551
2	4:09.004	1:52.914	66.954
3	6:07.119	1:58.115	64.005
4	24:25.649	18:18.530	6.882
5	26:14.568	1:48.919	69.409
6	28:01.072	1:46.504	70.983
7	29:47.892	1:46.820	70.773

Qualifying Classification

Position

13 97 Seamus ELLIOTT

Behind 6.587

Best Time 1:46.626 Best Speed 70.902 On 7 Gp a

Lap	Elapsed Time	Lap Time	Lap Speed
1	2:43.102	2:43.102	46.351
2	4:36.087	1:52.985	66.912
3	6:46.147	2:10.060	58.127
4	24:30.373	17:44.226	7.104
5	26:19.902	1:49.529	69.023
6	28:07.296	1:47.394	70.395
7	29:53.922	1:46.626	70.902

14 44 Craig GIBSON

Behind 7.345

Best Time 1:47.384 Best Speed 70.402 On 5 Gp a

Lap	Elapsed Time	Lap Time	Lap Speed
1	2:26.323	2:26.323	51.667
2	4:14.536	1:48.213	69.862
3	6:09.220	1:54.684	65.920
4	24:01.012	17:51.792	7.054
5	25:48.396	1:47.384	70.402
6	27:37.687	1:49.291	69.173
7	29:33.298	1:55.611	65.392

15 17 Paul HEDISON

Behind 8.929

Best Time 1:48.968 Best Speed 69.378 On 7 Gp a

Lap	Elapsed Time	Lap Time	Lap Speed
1	2:06.774	2:06.774	59.634
2	3:58.050	1:51.276	67.939
3	6:01.590	2:03.540	61.195
4	24:48.973	18:47.383	6.706
5	26:40.520	1:51.547	67.774
6	28:29.726	1:49.206	69.227
7	30:18.694	1:48.968	69.378

16 75 Mark McNEILLY

Behind 9.339

Best Time 1:49.378 Best Speed 69.118 On 6 Gp a

Lap	Elapsed Time	Lap Time	Lap Speed
1	2:38.777	2:38.777	47.614
2	4:35.803	1:57.026	64.601
3	6:49.630	2:13.827	56.491
4	24:17.759	17:28.129	7.213
5	26:10.210	1:52.451	67.229
6	27:59.588	1:49.378	69.118
7	29:55.355	1:55.767	65.304

KDM Hire Cookstown 100

MOTO 3 (125cc GP)

Qualifying

Friday, 27 April 2012

DETAILED RESULT



Qualifying Classification

Position

17 14 Jack SANDS

Behind 9.573

Best Time 1:49.612 Best Speed 68.971 On 6 Gp a

Lap	Elapsed Time	Lap Time	Lap Speed
1	2:08.900	2:08.900	58.650
2	4:01.390	1:52.490	67.206
3	6:00.168	1:58.778	63.648
4	23:46.046	17:45.878	7.093
5	25:36.156	1:50.110	68.659
6	27:25.768	1:49.612	68.971
7	29:15.388	1:49.620	68.966

18 59 Sarah BOYES

Behind 11.499

Best Time 1:51.538 Best Speed 67.780 On 6 Gp a

Lap	Elapsed Time	Lap Time	Lap Speed
1	2:28.172	2:28.172	51.022
2	4:22.450	1:54.278	66.154
3	6:32.553	2:10.103	58.108
4	23:52.862	17:20.309	7.267
5	25:45.934	1:53.072	66.860
6	27:37.472	1:51.538	67.780
7	29:30.769	1:53.297	66.727

19 15 Peter McKILLOP

Behind 11.747

Best Time 1:51.786 Best Speed 67.629 On 6 Gp a

Lap	Elapsed Time	Lap Time	Lap Speed
1	2:25.949	2:25.949	51.799
2	4:21.791	1:55.842	65.261
3	6:30.101	2:08.310	58.920
4	23:54.353	17:24.252	7.240
5	25:47.437	1:53.084	66.853
6	27:39.223	1:51.786	67.629
7	29:31.621	1:52.398	67.261

20 50 Mick CHATTERTON

Behind 12.439

Best Time 1:52.478 Best Speed 67.213 On 6 Gp a

Lap	Elapsed Time	Lap Time	Lap Speed
1	2:15.501	2:15.501	55.793
2	4:13.694	1:58.193	63.963
3	6:21.803	2:08.109	59.012
4	23:57.614	17:35.811	7.160
5	25:52.495	1:54.881	65.807
6	27:44.973	1:52.478	67.213
7	29:37.618	1:52.645	67.113

Qualifying Classification

Position

21 5 William COWDEN

Behind 23.327

Best Time 2:03.366 Best Speed 61.281 On 2 Gp a

Lap	Elapsed Time	Lap Time	Lap Speed
1	2:43.053	2:43.053	46.365
2	4:46.419	2:03.366	61.281

KDM HIRE COOKSTOWN 100

MOTO 3 (125cc GP)

Orritor 2.100 Miles

R4: Cookstown Town Centre Forum Moto 3

28/04/2012 10:30

Race (7 Laps)

RACE 4 - MOTO 3 (125cc GP)

10	15 A	50 B	5 C
9	75 A	14 B	59 C
8			
7	44 A	17 B	
6	9 A	49 B	97 C
5	54 A	61 B	3 C
4			
3	33 A		
2	56 A	4 B	333 C
1	18 A POLE POSITION	6 B	86 C



KDM Hire Cookstown 100

MOTO 3 (125cc GP)

Race 4 - Cookstown Town Centre Forum Moto 3

Saturday, 28 April 2012



Pos	Class	No	Name	Machine / Sponsor	Gp	Laps	Total Time	Behind	Speed	-----Best Lap-----		
										Time	Speed	On

Race Classification

1	125R	6	William DUNLOP	Honda 125 - James Delaney/TorqueTronix	a	5	8:16.410		76.147	1:37.513	77.528	2
2	125R	86	Nigel MOORE	Honda 125	a	5	8:17.807	1.397	75.933	1:37.754	77.337	4
3	125R	56	Sam WILSON	Honda 125 - Logan Racing	a	5	8:18.036	1.626	75.898	1:37.738	77.350	4
4	125R	18	Paul ROBINSON	Aprilia 125 - Stoneyford Concrete	a	5	8:21.659	5.249	75.350	1:37.774	77.321	4
5	125R	61	Paul JORDAN	Honda 125	b	5	8:28.514	12.104	74.334	1:39.645	75.869	3
6	M3	4	Barry DAVIDSON	Honda 250 - Bob Wylie	a	5	8:29.811	13.401	74.145	1:39.075	76.306	3
7	125R	33	Sam DUNLOP	Honda 125	a	5	8:38.476	22.066	72.906	1:42.347	73.866	3
8	125R	333	Warren REEVE	Honda 125 - Flexipatch	a	5	8:38.703	22.293	72.874	1:41.644	74.377	3
9	125R	54	Adrian COLEMAN	Honda 125	b	5	8:38.968	22.558	72.837	1:42.303	73.898	2
10	125R	3	Gary JORDAN	Honda 125 - Jack Sands Performance	b	5	8:48.594	32.184	71.510	1:43.966	72.716	5
11	125R	17	Paul HEDISON	Honda 125	b	5	8:49.471	33.061	71.392	1:43.693	72.908	5
12	125R	44	Craig GIBSON	Honda 125 - Peter Simpson Construction	b	5	8:49.993	33.583	71.322	1:43.020	73.384	5
13	125R	9	Wayne KENNEDY	Honda 125 - Harp Farm	b	5	8:52.252	35.842	71.019	1:45.023	71.984	2
14	125R	97	Seamus ELLIOTT	Honda 125 - Logan Racing	b	5	8:52.461	36.051	70.991	1:44.395	72.417	3
15	125R	49	Malcolm LOVE	Aprilia 125	b	5	8:53.013	36.603	70.918	1:44.317	72.471	3
16	125R	14	Jack SANDS	Honda 125	c	5	9:01.989	45.579	69.743	1:45.900	71.388	3
17	125R	75	Mark McNEILLY	Honda 125 - Quarry Pro	c	5	9:05.099	48.689	69.345	1:44.488	72.353	5
18	125R	59	Sarah BOYES	Honda 125	c	5	9:09.067	52.657	68.844	1:47.920	70.052	4
19	125R	15	Peter McKILLOP	Honda 125 - Law Commercials	c	5	9:09.507	53.097	68.789	1:47.764	70.153	5

Fastest Lap


125R	6	William DUNLOP	Honda 125 - James Delaney/TorqueTronix	a						1:37.513	77.528	2
------	---	----------------	--	---	--	--	--	--	--	----------	--------	---

Not Classified

DNF	125R	50	Mick CHATTERTON	Honda 125	c	1	1:59.250	4 Laps	63.396	1:59.250	63.396	1
-----	------	----	-----------------	-----------	---	---	----------	--------	--------	----------	--------	---

Provisional result to be confirmed by the Stewards of the Meeting subject to completion of technical inspections & the time limit for protests

Page 1 / 1

Circuit	Orritor	Signed		Organising Club	Cookstown & District MCC
Length(miles)	2.1000		Chief Timekeeper	Race Started	12:09
Weather	Cloudy, 9°C, 56%RH	Issued At:	12:19	Gp Time Diff - b 10.57 / c 23.02	
Track	Dry, 17 °C				



MCUI Ulster
Centre Timing
powered by
e-Laps timing software

www.elaps-timing.com



KDM Hire Cookstown 100

MOTO 3 (125cc GP)

Race 4 - Cookstown Town Centre Forum Moto 3

Saturday, 28 April 2012

DETAILED RESULT



Race Classification

1 6 William DUNLOP

Total Time **8:16.410** Avg Speed **76.147** Behind
Best Time **1:37.513** Best Speed **77.528** On **2** Gp **a**

Lap	Elapsed Time	Lap Time	Lap Speed
1	1:43.048	1:43.048	73.364
2	3:20.561	1:37.513	77.528
3	4:58.216	1:37.655	77.415
4	6:37.212	1:38.996	76.367
5	8:16.410	1:39.198	76.211

2 86 Nigel MOORE

Total Time **8:17.807** Avg Speed **75.933** Behind **1.397**
Best Time **1:37.754** Best Speed **77.337** On **4** Gp **a**

Lap	Elapsed Time	Lap Time	Lap Speed
1	1:44.911	1:44.911	72.061
2	3:23.455	1:38.544	76.717
3	5:02.087	1:38.632	76.649
4	6:39.841	1:37.754	77.337
5	8:17.807	1:37.966	77.170

3 56 Sam WILSON

Total Time **8:18.036** Avg Speed **75.898** Behind **1.626**
Best Time **1:37.738** Best Speed **77.350** On **4** Gp **a**

Lap	Elapsed Time	Lap Time	Lap Speed
1	1:44.188	1:44.188	72.561
2	3:23.225	1:39.037	76.335
3	5:01.780	1:38.555	76.708
4	6:39.518	1:37.738	77.350
5	8:18.036	1:38.518	76.737

4 18 Paul ROBINSON

Total Time **8:21.659** Avg Speed **75.350** Behind **5.249**
Best Time **1:37.774** Best Speed **77.321** On **4** Gp **a**

Lap	Elapsed Time	Lap Time	Lap Speed
1	1:47.138	1:47.138	70.563
2	3:26.227	1:39.089	76.295
3	5:04.119	1:37.892	77.228
4	6:41.893	1:37.774	77.321
5	8:21.659	1:39.766	75.777

Race Classification

5 61 Paul JORDAN

Total Time **8:28.514** Avg Speed **74.334** Behind **12.104**
Best Time **1:39.645** Best Speed **75.869** On **3** Gp **b**

Lap	Elapsed Time	Lap Time	Lap Speed
1	1:46.696	1:46.696	70.856
2	3:26.392	1:39.696	75.831
3	5:06.037	1:39.645	75.869
4	6:47.035	1:40.998	74.853
5	8:28.514	1:41.479	74.498

6 4 Barry DAVIDSON

Total Time **8:29.811** Avg Speed **74.145** Behind **13.401**
Best Time **1:39.075** Best Speed **76.306** On **3** Gp **a**

Lap	Elapsed Time	Lap Time	Lap Speed
1	1:48.698	1:48.698	69.550
2	3:31.231	1:42.533	73.732
3	5:10.306	1:39.075	76.306
4	6:49.762	1:39.456	76.014
5	8:29.811	1:40.049	75.563

7 33 Sam DUNLOP

Total Time **8:38.476** Avg Speed **72.906** Behind **22.066**
Best Time **1:42.347** Best Speed **73.866** On **3** Gp **a**

Lap	Elapsed Time	Lap Time	Lap Speed
1	1:48.422	1:48.422	69.728
2	3:31.102	1:42.680	73.627
3	5:13.449	1:42.347	73.866
4	6:55.891	1:42.442	73.798
5	8:38.476	1:42.585	73.695

8 333 Warren REEVE

Total Time **8:38.703** Avg Speed **72.874** Behind **22.293**
Best Time **1:41.644** Best Speed **74.377** On **3** Gp **a**

Lap	Elapsed Time	Lap Time	Lap Speed
1	1:49.700	1:49.700	68.915
2	3:32.343	1:42.643	73.653
3	5:13.987	1:41.644	74.377
4	6:56.704	1:42.717	73.600
5	8:38.703	1:41.999	74.118



MCUI Ulster
Centre Timing
powered by
e-Laps timing software

www.elaps-timing.com



KDM Hire Cookstown 100

MOTO 3 (125cc GP)

Race 4 - Cookstown Town Centre Forum Moto 3

Saturday, 28 April 2012

DETAILED RESULT



Race Classification

9 54 Adrian COLEMAN

Total Time **8:38.968** Avg Speed **72.837** Behind **22.558**
Best Time **1:42.303** Best Speed **73.898** On **2** Gp **b**

Lap	Elapsed Time	Lap Time	Lap Speed
1	1:47.861	1:47.861	70.090
2	3:30.164	1:42.303	73.898
3	5:13.058	1:42.894	73.474
4	6:56.198	1:43.140	73.298
5	8:38.968	1:42.770	73.562

Race Classification

13 9 Wayne KENNEDY

Total Time **8:52.252** Avg Speed **71.019** Behind **35.842**
Best Time **1:45.023** Best Speed **71.984** On **2** Gp **b**

Lap	Elapsed Time	Lap Time	Lap Speed
1	1:50.267	1:50.267	68.561
2	3:35.290	1:45.023	71.984
3	5:20.443	1:45.153	71.895
4	7:06.860	1:46.417	71.041
5	8:52.252	1:45.392	71.732

10 3 Gary JORDAN

Total Time **8:48.594** Avg Speed **71.510** Behind **32.184**
Best Time **1:43.966** Best Speed **72.716** On **5** Gp **b**

Lap	Elapsed Time	Lap Time	Lap Speed
1	1:51.512	1:51.512	67.795
2	3:35.851	1:44.339	72.456
3	5:20.601	1:44.750	72.172
4	7:04.628	1:44.027	72.673
5	8:48.594	1:43.966	72.716

14 97 Seamus ELLIOTT

Total Time **8:52.461** Avg Speed **70.991** Behind **36.051**
Best Time **1:44.395** Best Speed **72.417** On **3** Gp **b**

Lap	Elapsed Time	Lap Time	Lap Speed
1	1:52.517	1:52.517	67.190
2	3:38.052	1:45.535	71.635
3	5:22.447	1:44.395	72.417
4	7:07.650	1:45.203	71.861
5	8:52.461	1:44.811	72.130

11 17 Paul HEDISON

Total Time **8:49.471** Avg Speed **71.392** Behind **33.061**
Best Time **1:43.693** Best Speed **72.908** On **5** Gp **b**

Lap	Elapsed Time	Lap Time	Lap Speed
1	1:51.423	1:51.423	67.850
2	3:37.132	1:45.709	71.517
3	5:21.380	1:44.248	72.519
4	7:05.778	1:44.398	72.415
5	8:49.471	1:43.693	72.908

15 49 Malcolm LOVE

Total Time **8:53.013** Avg Speed **70.918** Behind **36.603**
Best Time **1:44.317** Best Speed **72.471** On **3** Gp **b**

Lap	Elapsed Time	Lap Time	Lap Speed
1	1:52.398	1:52.398	67.261
2	3:37.891	1:45.493	71.664
3	5:22.208	1:44.317	72.471
4	7:08.340	1:46.132	71.232
5	8:53.013	1:44.673	72.225

12 44 Craig GIBSON

Total Time **8:49.993** Avg Speed **71.322** Behind **33.583**
Best Time **1:43.020** Best Speed **73.384** On **5** Gp **b**

Lap	Elapsed Time	Lap Time	Lap Speed
1	1:52.759	1:52.759	67.046
2	3:38.377	1:45.618	71.579
3	5:22.700	1:44.323	72.467
4	7:06.973	1:44.273	72.502
5	8:49.993	1:43.020	73.384

16 14 Jack SANDS

Total Time **9:01.989** Avg Speed **69.743** Behind **45.579**
Best Time **1:45.900** Best Speed **71.388** On **3** Gp **c**

Lap	Elapsed Time	Lap Time	Lap Speed
1	1:55.147	1:55.147	65.655
2	3:42.613	1:47.466	70.348
3	5:28.513	1:45.900	71.388
4	7:15.338	1:46.825	70.770
5	9:01.989	1:46.651	70.885



MCUI Ulster
Centre Timing
powered by
e-Laps timing software

www.elaps-timing.com



KDM Hire Cookstown 100

MOTO 3 (125cc GP)

Race 4 - Cookstown Town Centre Forum Moto 3

Saturday, 28 April 2012

DETAILED RESULT



Race Classification

17 75 Mark McNEILLY

Total Time **9:05.099** Avg Speed **69.345** Behind **48.689**

Best Time **1:44.488** Best Speed **72.353** On **5** Gp **c**

Lap	Elapsed Time	Lap Time	Lap Speed
1	1:57.603	1:57.603	64.284
2	3:44.019	1:46.416	71.042
3	5:32.476	1:48.457	69.705
4	7:20.611	1:48.135	69.913
5	9:05.099	1:44.488	72.353

18 59 Sarah BOYES

Total Time **9:09.067** Avg Speed **68.844** Behind **52.657**

Best Time **1:47.920** Best Speed **70.052** On **4** Gp **c**

Lap	Elapsed Time	Lap Time	Lap Speed
1	1:54.918	1:54.918	65.786
2	3:43.805	1:48.887	69.430
3	5:32.303	1:48.498	69.679
4	7:20.223	1:47.920	70.052
5	9:09.067	1:48.844	69.457

19 15 Peter McKILLOP

Total Time **9:09.507** Avg Speed **68.789** Behind **53.097**

Best Time **1:47.764** Best Speed **70.153** On **5** Gp **c**

Lap	Elapsed Time	Lap Time	Lap Speed
1	1:57.162	1:57.162	64.526
2	3:45.069	1:47.907	70.060
3	5:33.269	1:48.200	69.871
4	7:21.743	1:48.474	69.694
5	9:09.507	1:47.764	70.153

Not Classified

DNF 50 Mick CHATTERTON

Total Time **1:59.250** Avg Speed **63.396** Behind **4 Laps**

Best Time **1:59.250** Best Speed **63.396** On **1** Gp **c**

Lap	Elapsed Time	Lap Time	Lap Speed
1	1:59.250	1:59.250	63.396



MCUI Ulster
Centre Timing
powered by
e-Laps timing software

www.elaps-timing.com




KDM Hire Cookstown 100

MOTO 3 (125cc GP)

Race 4 - Cookstown Town Centre Forum Moto 3

LAP CHART



1					3					5				
No	Name	G	Elapsed Time	Lap Time	No	Name	G	Elapsed Time	Lap Time	No	Name	G	Elapsed Time	Lap Time
6	William DUNLOP	a	1:43.048	1:43.048	6	William DUNLOP	a	4:58.216	1:37.655	6	William DUNLOP	a	8:16.410	1:39.198
56	Sam WILSON	a	1:44.188	1:44.188	56	Sam WILSON	a	5:01.780	1:38.555	86	Nigel MOORE	a	8:17.807	1:37.966
86	Nigel MOORE	a	1:44.911	1:44.911	86	Nigel MOORE	a	5:02.087	1:38.632	56	Sam WILSON	a	8:18.036	1:38.518
61	Paul JORDAN	b	1:46.696	1:46.696	18	Paul ROBINSON	a	5:04.119	1:37.892	18	Paul ROBINSON	a	8:21.659	1:39.766
18	Paul ROBINSON	a	1:47.138	1:47.138	61	Paul JORDAN	b	5:06.037	1:39.645	61	Paul JORDAN	b	8:28.514	1:41.479
54	Adrian COLEMAN	b	1:47.861	1:47.861	4	Barry DAVIDSON	a	5:10.306	1:39.075	4	Barry DAVIDSON	a	8:29.811	1:40.049
33	Sam DUNLOP	a	1:48.422	1:48.422	54	Adrian COLEMAN	b	5:13.058	1:42.894	33	Sam DUNLOP	a	8:38.476	1:42.585
4	Barry DAVIDSON	a	1:48.698	1:48.698	33	Sam DUNLOP	a	5:13.449	1:42.347	333	Warren REEVE	a	8:38.703	1:41.999
333	Warren REEVE	a	1:49.700	1:49.700	333	Warren REEVE	a	5:13.987	1:41.644	54	Adrian COLEMAN	b	8:38.968	1:42.770
9	Wayne KENNEDY	b	1:50.267	1:50.267	9	Wayne KENNEDY	b	5:20.443	1:45.153	3	Gary JORDAN	b	8:48.594	1:43.966
17	Paul HEDISON	b	1:51.423	1:51.423	3	Gary JORDAN	b	5:20.601	1:44.750	17	Paul HEDISON	b	8:49.471	1:43.693
3	Gary JORDAN	b	1:51.512	1:51.512	17	Paul HEDISON	b	5:21.380	1:44.248	44	Craig GIBSON	b	8:49.993	1:43.020
49	Malcolm LOVE	b	1:52.398	1:52.398	49	Malcolm LOVE	b	5:22.208	1:44.317	9	Wayne KENNEDY	b	8:52.252	1:45.392
97	Seamus ELLIOTT	b	1:52.517	1:52.517	97	Seamus ELLIOTT	b	5:22.447	1:44.395	97	Seamus ELLIOTT	b	8:52.461	1:44.811
44	Craig GIBSON	b	1:52.759	1:52.759	44	Craig GIBSON	b	5:22.700	1:44.323	49	Malcolm LOVE	b	8:53.013	1:44.673
59	Sarah BOYES	c	1:54.918	1:54.918	14	Jack SANDS	c	5:28.513	1:45.900	14	Jack SANDS	c	9:01.989	1:46.651
14	Jack SANDS	c	1:55.147	1:55.147	59	Sarah BOYES	c	5:32.303	1:48.498	75	Mark McNEILLY	c	9:05.099	1:44.488
15	Peter McKILLOP	c	1:57.162	1:57.162	75	Mark McNEILLY	c	5:32.476	1:48.457	59	Sarah BOYES	c	9:09.067	1:48.844
75	Mark McNEILLY	c	1:57.603	1:57.603	15	Peter McKILLOP	c	5:33.269	1:48.200	15	Peter McKILLOP	c	9:09.507	1:47.764
50	Mick CHATTERTON	c	1:59.250	1:59.250										

2					4				
No	Name	G	Elapsed Time	Lap Time	No	Name	G	Elapsed Time	Lap Time
6	William DUNLOP	a	3:20.561	1:37.513	6	William DUNLOP	a	6:37.212	1:38.996
56	Sam WILSON	a	3:23.225	1:39.037	56	Sam WILSON	a	6:39.518	1:37.738
86	Nigel MOORE	a	3:23.455	1:38.544	86	Nigel MOORE	a	6:39.841	1:37.754
18	Paul ROBINSON	a	3:26.227	1:39.089	18	Paul ROBINSON	a	6:41.893	1:37.774
61	Paul JORDAN	b	3:26.392	1:39.696	61	Paul JORDAN	b	6:47.035	1:40.998
54	Adrian COLEMAN	b	3:30.164	1:42.303	4	Barry DAVIDSON	a	6:49.762	1:39.456
33	Sam DUNLOP	a	3:31.102	1:42.680	33	Sam DUNLOP	a	6:55.891	1:42.442
4	Barry DAVIDSON	a	3:31.231	1:42.533	54	Adrian COLEMAN	b	6:56.198	1:43.140
333	Warren REEVE	a	3:32.343	1:42.643	333	Warren REEVE	a	6:56.704	1:42.717
9	Wayne KENNEDY	b	3:35.290	1:45.023	3	Gary JORDAN	b	7:04.628	1:44.027
3	Gary JORDAN	b	3:35.851	1:44.339	17	Paul HEDISON	b	7:05.778	1:44.398
17	Paul HEDISON	b	3:37.132	1:45.709	9	Wayne KENNEDY	b	7:06.860	1:46.417
49	Malcolm LOVE	b	3:37.891	1:45.493	44	Craig GIBSON	b	7:06.973	1:44.273
97	Seamus ELLIOTT	b	3:38.052	1:45.535	97	Seamus ELLIOTT	b	7:07.650	1:45.203
44	Craig GIBSON	b	3:38.377	1:45.618	49	Malcolm LOVE	b	7:08.340	1:46.132
14	Jack SANDS	c	3:42.613	1:47.466	14	Jack SANDS	c	7:15.338	1:46.825
59	Sarah BOYES	c	3:43.805	1:48.887	59	Sarah BOYES	c	7:20.223	1:47.920
75	Mark McNEILLY	c	3:44.019	1:46.416	75	Mark McNEILLY	c	7:20.611	1:48.135
15	Peter McKILLOP	c	3:45.069	1:47.907	15	Peter McKILLOP	c	7:21.743	1:48.474

IRISH ROAD RACE MOTO 3 (125GP)

2012

					#1	
Pos	No.	Name	Total	Diff	Gap	R4
1	6	William DUNLOP	25	0	0	25
2	86	Nigel MOORE	20	5	5	20
3	56	Sam WILSON	16	9	4	16
4	18	Paul ROBINSON	13	12	3	13
5	61	Paul JORDAN	11	14	2	11
6	4	Barry DAVIDSON	10	15	1	10
7	33	Sam DUNLOP	9	16	1	9
8	333	Warren REEVE	8	17	1	8
9	54	Adrian COLEMAN	7	18	1	7
10	3	Gary JORDAN	6	19	1	6
11	17	Paul HEDISON	5	20	1	5
12	44	Craig GIBSON	4	21	1	4
13	9	Wayne KENNEDY	3	22	1	3
14	97	Seamus ELLIOTT	2	23	1	2
15	49	Malcolm LOVE	1	24	1	1

Event Legend

#1 27/04/2012 KDM HIRE COOKSTOWN 100

ULSTER ROAD RACE MOTO 3 (125GP)

2012

					#1	
Pos	No.	Name	Total	Diff	Gap	R4
1	6	William DUNLOP	25	0	0	25
2	86	Nigel MOORE	20	5	5	20
3	56	Sam WILSON	16	9	4	16
4	18	Paul ROBINSON	13	12	3	13
5	61	Paul JORDAN	11	14	2	11
6	4	Barry DAVIDSON	10	15	1	10
7	33	Sam DUNLOP	9	16	1	9
8	333	Warren REEVE	8	17	1	8
9	54	Adrian COLEMAN	7	18	1	7
10	3	Gary JORDAN	6	19	1	6
11	17	Paul HEDISON	5	20	1	5
12	44	Craig GIBSON	4	21	1	4
13	9	Wayne KENNEDY	3	22	1	3
14	97	Seamus ELLIOTT	2	23	1	2
15	49	Malcolm LOVE	1	24	1	1

Event Legend

#1 27/04/2012 KDM HIRE COOKSTOWN 100